SUBJECT: RIVERPLACE BOULEVARD BICYCLE AND PEDESTRIAN IMPROVEMENTS

BID #: CP-0043-18 **OPEN DATE:** 2017-12-06

GENERAL GOVERNMENT AWARDS COMMITTEE

KIND AND BASIS OF CONTRACT: CONSTRUCTION PARTICIPATION

AGENCY: PUBLIC WORKS

BASIS OF AWARD: TOTAL BASE BID LOWEST RESPONSIVE, RESPONSIBLE BIDDER

NUMBER OF BIDS INVITED: (6) **NUMBER RECEIVED:** (5) **OTHER** (0)

SUMMARY OF BIDS AND RECOMMENDED ACTIONS:
Subject bid was approved on 01/11/18 to enter into post-bid/pre-award negotiations with Baker Klein Engineering, P.L.; Negotiations award approved on 03/31/18 in the amount of $4,531,906.35 (city's portion) for Parts A-G; Award approved on 05/29/18 to Baker Construction Services, LLC for company name change; Change Order #1 was approved on 11/15/18 in the amount of $6,996.55.

Recommend approval of Change Order #2 to Baker Construction Services, LLC, in the amount of $61,715.51, for a new revised maximum indebtedness to the city not-to-exceed $4,600,618.41.

Funding for this award is to be funded by account(s): DICP32UTID-06505-DI0100-01 executed by contract change order through Office of General Counsel.

Attachments: Recommendation Memo, Change Order, Previous Award(s)

ANALYST: Marilyn Laidler
MARILYN LAIDLER

RESPECTFULLY SUBMITTED
GREGORY PEASE, CHIEF
PROCUREMENT DIVISION

CONCURRENCE BY: William J. Joyce, P.E., Director of Operations, Public Works Department

---

(ALL AWARD ACTIONS SUBJECT TO LAWFULLY APPROPRIATED FUNDS)
ACTION OF GGAC COMMITTEE ON RECOMMENDATIONS ABOVE

MEMBERS APPROVING _____ MEMBERS DISAPPROVING _____ DATE: _____

_____ _____ OTHER: _____

_____ _____

_____ _____

ACTION OF AWARDING AUTHORITY DATE _____

APPROVED _____ DISAPPROVED _____

OTHER _____

SIGNATURE OF AUTHENTICATION _____

City of Jacksonville, Florida

Lenny Curry, Mayor

Department of Public Works
Engineering & Construction Management Division
214 N. Hogan Street, 10th Floor
Jacksonville, FL 32202
(904) 255-8762
www.coj.net

ONE CITY. ONE JACKSONVILLE

April 9, 2019

TO: Gregory W. Pease
Chief of Procurement

THRU: John P. Pappas, P.E.
Director

FROM: William J. Joyce, P.E.
Director of Operations

Thomas G. McKnight
Capital Improvement Construction Manager

SUBJECT: Riverplace Blvd. Bicycle and Pedestrian Improvements
BID# CP-0043-18
Contract 10181-02

The subject contract was awarded under BID# CP-0043-18 in the amount of $4,531,906.35 to Baker Construction Services, LLC, contract 10181-02. Change order #1 was for $6,996.55. Change order #2 is detailed on the attached spreadsheet in the amount of $61,715.51.

Accordingly, this is to recommend approval for change order 2 to contract 10181-02 to Baker Construction Services, LLC, in the amount of $61,715.51. The maximum indebtedness to the City will be $4,600,618.41.

Funding for the change order to be encumbered by contract is as follows:

ACCOUNT NO.	Fund	ENCUMBERED AMOUNT
See attached		$61,715.51
TOTALS:		$61,715.51

WJJ/lw

Attachments

CITY OF JACKSONVILLE
DEPARTMENT OF PUBLIC WORKS
ENGINEERING DIVISION
CONSTRUCTION CHANGE ORDER

Change Order No. Two (2) Date April 4, 2019

Description of Project Riverplace Blvd. Bicycle and Pedestrain Improvements

Name of Contractor Baker Consturction Services, LLC

Contractor's Address 219 N. Newnan Street, 2nd Floor Jacksonville, FL 32202

Contract No. 10181-02

Account No. See attached. Original Contract $4,531,906.35

+ Previous Change Order 1 $6,996.55 + Change Order No. 2 $61,715.51

*See attached appendix for additional listings.

TOTAL REVISED CONTRACT $4,600,618.41

Bid Number CP-0043-18

Original Construction Completion Date June 9, 2019

Revised Construction Completion Date June 12, 2019

Original Contract Expiration Date October 7, 2019

Revised Contract Expiration Date October 10, 2019

In compliance with General Conditions of above-referenced contract, CONTRACTOR and OWNER do both hereby agree that the CONTRACTOR shall make the following changes, additions or deletions to the Work specified in the plans and specifications: See attached. Add 3 non-compensable calendar days to construction completion and contract expiration dates.

Justification: See attached.

The Issuing Authority has looked over cost and pricing data for this change order and has determined that this change order is necessary and all costs are reasonable.

Accepted for Contractor Baker Construction Services, LLC

Signed _____ Attest _____

Title _____ Title _____

Date _____ Date _____

Signed Construction Management By _____
Issuing Authority — Thomas G. McKnight, Capital Improvement Construction Manager — Date

Signed Downtown Investment Authority By _____
Using Division — Div/Department Head — Date

Chief, Engineering & Construction Mgmt Div Date Assistant Counsel Date

Director of Public Works Date Mayor Date

Chief of Procurement Date Corporation Secretary Date

Director of Finance Date

ATTACHMENT "A"
ACCOUNT NUMBERS
RIVERPLACE BLVD. BICYCLE AND PEDESTRIAN IMPROVEMENTS

ACCOUNT NO.	DICP32UTID-06505-DI0100-01	DICP32UTID-06801-DI0100-01	Contract Totals
CT NO.	CTDI18000008-01	MATERIALS NOT ENCUMBERED	
original contract	$4,087,014.64	$444,891.71	$4,531,906.35
change order #1	$6,996.55	$0.00	$6,996.55
change order #2	$61,715.51	$0.00	$61,715.51
Account Totals	$4,155,726.70	$444,891.71	$4,600,618.41

NBR	MASTER ITEM DESCRIPTION	QUANTITY	UOM	UNIT COST	ADDITION	NET DELETION
	ADDITIONAL SCOPE					
1	COR # 8 Curb Grades - Peninsula/Strand Entryways	1	LS	$7,372.96	$ 7,372.96	$ -
	JUSTIFICATION: Curb grade layout at Peninsula and Strand entryways showed proposed grades would create the need for additional overbuild and adjustment to meet the ADA cross slope. EOR requested an additional survey and provided Plan Revision #8. Additional survey, grading, and form work was required.					
3	COR# 9 S-13 Drainage Tie-In	1	LS	$1,350.17	$ 1,350.17	$ -
	JUSTIFICATION: S-13 was changed by Plan Revision #5 to install a slotted manhole and relocate to the stormwater planter. Relocation required the structure be modified to accommodate the existing 12" storm drain from the Riverplace Tower yard and concrete collar.					
4	COR# 10 S-15 Water Main Conflict	1	LS	$7,384.35	$ 7,384.35	$ -
	JUSTIFICATION: New 18-inch drainage pipe was proposed between S-15 and S-14. Excavation revealed an existing JEA 8-inch cast iron water main resting on top of the existing 15-inch RCP. Installation of manhole tops at the existing structures are required to reduce the risk of damaging the water main servicing the Hilton Hotel, Ruth's Chris, and Riverplace Tower.					
5	COR # 14 Extend Crushcrete 6 Inches	1	LS	$8,200.53	$ 8,200.53	$ -
	JUSTIFICATION: Plan Revision #13 directed the Contractor to construct 6 inches of crush Crete beyond the edge of the paver outline where aluminum paver restraints are installed. Contractor is requesting two days be added to contract duration for the delay of the current activity and successor activities.					
	TOTAL ADDITIONAL SCOPE				$ 24,308.01	$ -
	UNFORESEEN CONDITIONS					
2	COR#2 JEA Duck Bank	1	LS	$ 12,237.30	$ 12,237.30	
	JUSTIFICATION: install of ADS storm drain and installation of 2 EA concrete collars to allow storm drain installation under existing JEA Electric Duct Bank. The work will require hand digging under and around the duct bank for completion. The RCP will transition to ADS under the duct bank and back to RCP upon passing the conflict limits.					
5	COR# 4 PARKING LOT ENTRYWAY	1	LS	$1,980.00	$ 1,980.00	
	JUSTIFICATION: During excavation, an existing concrete slab was located about 1' from top of grade. A 4" irrigation line is to be installed at this location and will not provide proper coverage if not removed.					
6	COR#7 DEBRIS REMOVAL	1	LS	6289.74	$ 6,289.74	
	JUSTIFICATION: During excavation, debris was encountered in conflict with the proposed STR S-3.					
5	COR# 11 Differing Existing Conditions - S-34 to S-35	1	LS	$9,968.22	$ 9,968.22	$ -
	JUSTIFICATION: Demolition Plan showed storm drain and curb inlets to be removed across Wharfside Way. Plans showed to remove existing 12-inch pipe and install new 18-inch pipe. Excavation revealed existing storm drain to be 36-inch pipe. Contractor proposed to retain the 36-inch pipe, install top slabs on existing curb inlets at Wharfside Way, and install new doghouse curb inlets overtop of existing 36-inch pipe at plan locations. EOR agreed to proposal.					
6	COR # 12 Differing Existing Conditions - Sta. 11+00 (Buried Debris)	1	LS	$4,764.00	$ 4,764.00	$ -
	JUSTIFICATION: Excavation of proposed tree pit at Sta 11+00 (LT) revealed an abandoned bulkhead, concrete slab/footer, steel debris, and conduit. Removal of unforeseen debris is required for structural soil to perform as intended. Contractor is requesting one day be added to contract duration for the delay of the current activity and successor activities					
7	COR# 13 Sta. 15+50 - Existing Conflict Structure	1	LS	$2,168.24	$ 2,168.24	$ -
	JUSTIFICATION: Existing 12-inch pipe connecting Riverplace Tower yard to S-13 goes through an existing conflict structure located at Sta. 15+50 not shown in the plans. Investigation of conflict structure revealed infiltration of ground water and soil. Interior and exterior of structure to be sealed using hydraulic cement and resetting/sealing the concrete lid.					
	TOTAL UNFORESEEN CONDITIONS				$37,407.50	$ -
	SUBTOTAL CHANGE ORDER # 2				$ 61,715.51	$ -
	NET TOTAL CHANGE ORDER NO. 02				$ 61,715.51	

RIVERPLACE BOULEVARD - BICYCLE AND PEDESTRIAN IMPROVEMENTS

CHANGE ORDER REQUEST #8 - City of Jacksonville
CONTRACT # 10181-02

BAKER Design Build

Curb Grades - Peninsula/Strand Entryways	UNIT	QTY	UNIT COST	TOTAL
Curb Grades				
Additional Survey (2) Man Crew (Back Check/Survey for EOR)	HRS	10.5	$ 150.00	$ 1,575.00
Additional Survey for restake per plan revision (2) Man Crew	LS	1	$ 1,200.00	$ 1,200.00
Curb Form Installation/Removal (lost production removed forms)	LS	1	$ 1,500.00	$ 1,500.00
Excavatation/Installation (Labor)				
Daniel Bell		4 HRS	$ 53.13	$ 212.52
Overtime Rate		0 HRS	$ 53.13	$ -
Celerino Galvan		4 HRS	$ 37.50	$ 150.00
Overtime Rate		0 HRS	$ 37.50	$ -
James Atchison		0 HRS	$ 12.00	$ -
Overtime Rate		0 HRS	$ 18.00	$ -
Alexis Galvan		4 HRS	$ 18.50	$ 74.00
Overtime Rate		0 HRS	$ 27.75	$ -
Christopher Giles		0 HRS	$ 18.00	$ -
Overtime Rate		0 HRS	$ 27.00	$ -
William Taylor		0 HRS	$ 29.50	$ -
Overtime Rate		0 HRS	$ 44.25	$ -
Adrian Arguello		4 HRS	$ 20.00	$ 80.00
Overtime Rate		0 HRS	$ 30.00	$ -
Sirquiney Bryson		0 HRS	$ 12.50	$ -
Overtime Rate		0 HRS	$ 18.75	$ -
Roma Davis		0 HRS	$ 12.00	$ -
Overtime Rate		0 HRS	$ 18.00	$ -
Insurance/Burden Rate (30)%				$ 154.96
Excavatation/Installation (Equipment)				
CAT 420 F (Rubber Tire Backhoe)		0 HRS	$ 50.06	$ -
Volvo 245 (Excavator)		4 HRS	$ 82.18	$ 328.72
Kawasaki 65Z (Loader)		0 HRS	$ 90.11	$ -
Takechi TB290 (Rental)		0 HRS	$ 62.97	$ -
Crew Truck (3)		0.5 HRS	$ 94.95	$ 47.48
Freightliner Dump Truck		0 HRS	$ 90.60	$ -
MITM Water Tank		0 HRS	$ 9.08	$ -
Concrete Cutting Saw		0 HRS	$ 11.27	$ -
Fuel (Off - Road)		0.5 DAY	$ 206.00	$ 103.00
Fuel (On - Road)		0.5 DAY	$ 187.00	$ 93.50
SUB TOTAL:				$ 5,519.17
15% SUB CONTRACTOR MARK UP				$ 827.88
10% PRIME CONTRACTOR MARK UP				$ 551.92
SUB TOTAL:				$ 6,898.96
Project Manager		2 HRS	$ 79.00	$ 158.00
Superintendent		4 HRS	$ 79.00	$ 316.00
TOTAL COST OF CHANGE ORDER	EA	1		$ 7,372.96

DESCRIPTION OF CHANGE:

Upon layout and installation of curb forms at the Peninsula and Strand entryways it was discovered that the proposed grades in relation with the existing grades would create the need for additional overbuild and adjustment to obtain the allowable ADA cross slope grades at these locations. The curb crew installed forms, as the survey crews spent additional hours checking proposed grades at these locations. Baker Design met with GAI on Friday (10/12), however an additional meeting took place on Monday (10/15). Additional survey was requested by the EOR and provided RE Holland. The curb forms that were installed on Friday (10/12) were taken down while adjustments are being completed and will have to be reinstalled per the plan revision. Additional survey, grading and form work will be required for the change. Contractor is requesting one half day be added to the total contract time

DEPARTMENT OF PUBLIC WORKS
Construction Engineering & Management

REQUEST FOR INFORMATION (RFI)

PROJECT: Riverplace Boulevard – Bicycle and Pedestrian Improvements

DATE: 10/15/18

RFI # 21

CONTRACTOR: Baker Design Build

SPEC REF:

CONTRACT/P.O. #: 10181-02

DWG REF: Paving&Drainage Plan C-8.3

RFI DESCRIPTION: Per the construction drawings, City Standard Curb is to be installed up to the entryway/driveway at the Peninsula and Strand Condos, transforming into Flat Curb and tying back into existing concrete curb beyond the project Right of Way limits.

The curb forms were installed on Friday (10/12) per revised plan sheet C-8.3, however the proposed curb would still exceed the maximum cross slope requirements as required per ADA standards. In addition, the existing pavers are currently at 6% cross slope at the entryways. The plan notes state to remove and replace, however significant regrading and overbuilding of asphalt will likely be required to obtain the proper cross slope.

Baker Design/Allsite/GAI met on Monday (10/15) to discuss the grade issues at the entryways. The EOR has requested additional survey of existing conditions at the entryways be provided by the contractor and will be provided Tuesday (10/16).

Additional time and cost will be associated with the above request as additional survey and curb installation will be required for the proposed change. The forms that were installed on Friday have been removed to allow for the new revision/curb adjustments.

Please advise and/or provide direction for the revised curb grades and existing condition adjustments.

214 N. Hogan Street Jacksonville, FL 32202 Phone 904 255 8733 Fax 904 255 8913 www.coj.net

DEPARTMENT OF PUBLIC WORKS
Construction Engineering & Management

SUBMITTED BY: J. Scott Davis

Contractor's Representative

REQUEST REPLY BY: Wednesday 10/16/18

REPLY: The grading in the area will be confirmed based on additional survey and a revision will be issued, if necessary, revising ~~any proposed grades to create an ADA compliant final surface. The original construction plan, as bid at~~ the The Strand and The Peninsula driveways was to remove the existing pavers, regrade the area to the proposed grades and then reinstall the existing pavers. This would also require additional pavers to match the existing be added to the driveways and asphalt overbuild placed in the area between the proposed bike path and travel lane in the area. This is as shown in the paving and drainage plans and hardscape plans as well as the measurement and payment section pages 31-23 and ~~31-24. Any revisions will adjust the grading and final quantities slightly but will not dramatically alter the~~ design intent and plan as originally bid by the contractor.

REPLY BY: Matthew Bolyard, PE DATE: 10/16/18

Owner's Representative

This reply does not necessarily constitute an increase in contract value or time. Any Change in contract value or time will require supplemental information submitted by the contractor for review and approval. Attach details/sketches as needed and number/date each sheet

RIVERPLACE BOULEVARD
BICYCLE AND PEDESTRIAN IMPROVEMENTS

FOR

CITY OF JACKSONVILLE

Jacksonville, Florida 32207

Prepared By:

gai consultants
1301 Riverplace Boulevard
Riverplace Tower Suite 900
Jacksonville, FL 32207
ph. 904.363.1110
www.gaiconsultants.com

CONSTRUCTION DOCUMENTS

CITY OF JACKSONVILLE NOTES

GENERAL

UTILITY WORK

WORK WITHIN THE RIGHT-OF-WAY

STORMWATER

FIRE MARSHALL

LANDSCAPE

TRAFFIC ENGINEERING

TRAFFIC SIGNS

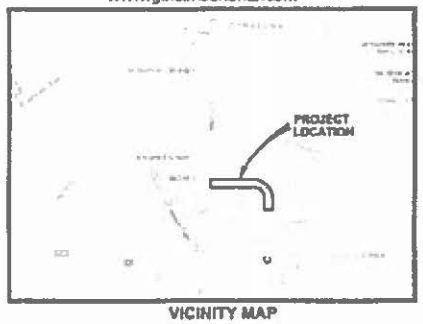

VICINITY MAP

SHEET INDEX

C-0	COVER SHEET
1 of 5	MAP SHOWING TOPOGRAPHIC SURVEY OF RIVERPLACE BOULEVARD (SHEETS 1-5)
U-01 thru U-05	UTILITY COORDINATION PLAN
C-2	GENERAL NOTES
C-3	TYPICAL SECTIONS
C-4	PRE-DEVELOPMENT PLAN
C-4.3	POST-DEVELOPMENT PLAN
C-4.5	MASTER DRAINAGE MAP
C-5.1 thru C-5.4	DEMOLITION PLANS
C-6.1 thru C-6.4	SITE GEOMETRY
C-7.1 thru C-7.4	SIGNING & PAVEMENT MARKING PLAN
C-8.1 thru C-8.4	PAVING & DRAINAGE PLAN
C-9.1 thru C-9.2	PROFILE
C-101 thru C-101.5	DRAINAGE STRUCTURES
C-111 thru C-111.2	PAVING & DRAINAGE DETAILS
C-121 thru C-121.2	MAINTENANCE OF TRAFFIC PLANS
C-131 thru C-131.4	EROSION & SEDIMENT CONTROL PLANS
C-141 thru C-141.2	SIGNALIZATION PLANS
C-151 thru C-151.2	ITS PLANS
L-1 thru L-7	LIGHTING PLANS
SP-1.1	HARDSCAPE/LANDSCAPE STANDARD NOTES
HS-1.1 thru HS-1.4	HARDSCAPE PLAN
HS-2.1 thru HS-2.4	HARDSCAPE LAYOUT PLAN
HS-3.1 thru HS-3.4	HARDSCAPE DETAILS & FINISH SCHEDULE
LA-1.1 thru LA-1.5	LANDSCAPE PLAN AND DETAILS
IR-1.1 thru IR-1.3	IRRIGATION PLAN AND DETAILS
TM-1.1 thru TM-1.5	TREE MITIGATION PLAN

DESCRIPTION	DATE
100% SUBMITTAL	[illegible]
90% SUBMITTAL	[illegible]
60% SUBMITTAL	[illegible]
FINAL PLAN SET	[illegible]
CONSTRUCTION SET	[illegible]

PLAN APPROVAL

Plan approval is valid for two years after the initial approval date. Revisions made after the initial approval date do not extend the two year time frame.

PLAN APPROVAL IS SUBJECT TO THE FOLLOWING NOTES AND CONDITIONS:

GENERAL PROJECT INFORMATION

City Development Number	[illegible]
Concurrency Application Number	[illegible]
Property Appraiser Number (RE #)	[illegible]
Zoning Designation	N/A
PUD Ordinance Number	N/A
FLUM Designation - Parcel	[illegible]
Road Name (Street in Front)	[illegible]
Road Name (Side Street in Front)	[illegible]
Nearest Street Used for Project	[illegible]
JEA Availability Number	[illegible]
SUBDIVISION	
PVD Number	N/A
City or Private Subdivision	N/A
Name of Private Roads	N/A
Subdivision (Y/N) Plat Recorded	[illegible]
NON SUBDIVISION	
Land Development Intensity	
Concentration Reserve (NACR)	
Minimum Area (Ac.)	

Nathan H. Boyard
LICENSE No. 70835
STATE OF FLORIDA
PROFESSIONAL ENGINEER

REVISIONS	
1	[illegible]
2	[illegible]
3	[illegible]
4	[illegible]
5	[illegible]

Scale	N/A
Date	7-24-17
Drawn	B.W.P.
Checked	A.H.
Approved	M.B.

COVER SHEET

RIVERPLACE BOULEVARD
JACKSONVILLE, FLORIDA

gai consultants
1301 RIVERPLACE BLVD.
SUITE 900
JACKSONVILLE, FLORIDA 32207
PHONE: (904) 363-1110

PROJECT NO./WBS NO.
S1341101.00
SHEET

C-1

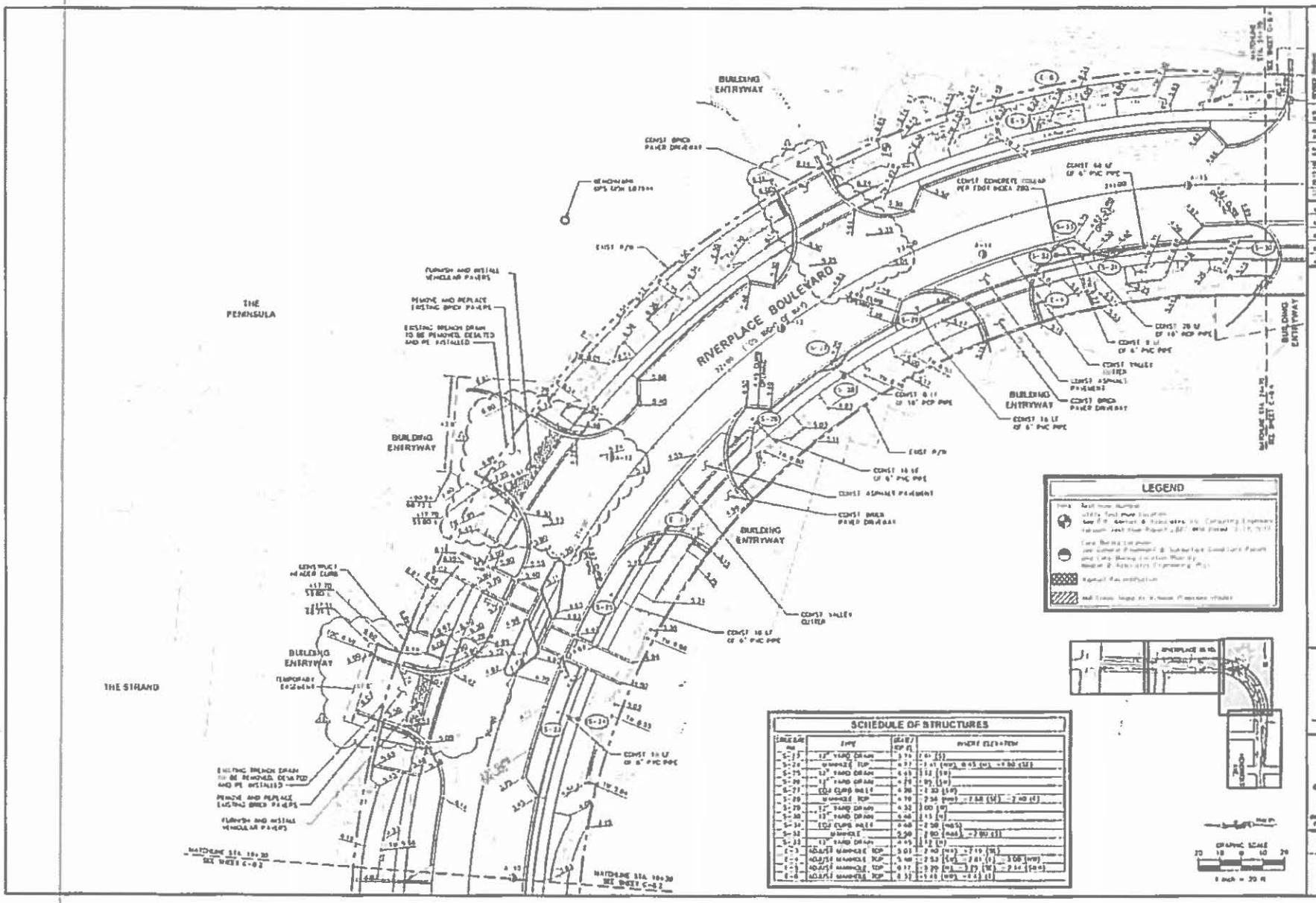

REVISIONS

SCALE	AS SHOWN
DATE	7-26-17
DRAWN	G.W.F.
DESIGNED	G.H.
APPROVED	M.B.

PAVING & DRAINAGE PLAN

RIVERPLACE BOULEVARD
JACKSONVILLE, FLORIDA

gai consultants

PROJECT NO./DWG NO.
3151181.00

SHEET
C-8.3

RIVERPLACE BOULEVARD - BICYCLE AND PEDESTRIAN IMPROVEMENTS

CHANGE ORDER REQUEST #9 - City of Jacksonville
CONTRACT # 101B1-02

BAKER Design Build

Str. S-13 Drainage Tie-In	UNIT	QTY	UNIT COST	TOTAL
Modify Structure (Labor)				
Daniel Bell		1 HRS	$ 53.13	$ 53.13
Overtime Rate		0 HRS	$ 53.13	$ -
Celerino Galvan		1 HRS	$ 37.50	$ 37.50
Overtime Rate		0 HRS	$ 37.50	$ -
James Atchison		1 HRS	$ 12.00	$ 12.00
Overtime Rate		0 HRS	$ 18.00	$ -
Alexis Galvan		1 HRS	$ 18.50	$ 18.50
Overtime Rate		0 HRS	$ 27.75	$ -
Christopher Giles		0 HRS	$ 18.00	$ -
Overtime Rate		0 HRS	$ 27.00	$ -
William Taylor		0 HRS	$ 29.50	$ -
Overtime Rate		0 HRS	$ 44.25	$ -
Adrian Arguello		0 HRS	$ 20.00	$ -
Overtime Rate		0 HRS	$ 30.00	$ -
Sirquiney Bryson		0 HRS	$ 12.50	$ -
Overtime Rate		0 HRS	$ 18.75	$ -
Roma Davis		0 HRS	$ 12.00	$ -
Overtime Rate		0 HRS	$ 18.00	$ -
Insurance/Burden Rate (30)%				$ 36.34
Excavation/Installation (Equipment)				
CAT 420 F (Rubber Tire Backhoe)		0 HRS	$ 50.06	$ -
Volvo 245 (Excavator)		0 HRS	$ 82.18	$ -
Kawasaki 65Z (Loader)		0 HRS	$ 90.11	$ -
Takechi TB290 (Rental)		0 HRS	$ 62.97	$ -
Crew Truck (3)		0 HRS	$ 94.95	$ -
Freightliner Dump Truck		0 HRS	$ 90.60	$ -
MITM Water Tank		0 HRS	$ 9.08	$ -
Concrete Cutting Saw		1 HRS	$ 11.27	$ 11.27
Fuel (Off - Road)		0 DAY	$ 206.00	$ -
Fuel (On - Road)		0 DAY	$ 187.00	$ -
Materials (Concrete Collar)				
Brick, Mortar, Concrete		1 LS	$ 785.00	$ 785.00
SUB TOTAL:				$ 953.74
15% SUB CONTRACTOR MARK UP				$ 143.06
10% PRIME CONTRACTOR MARK UP				$ 95.37
SUB TOTAL:				$ 1,192.17
Project Manager		1 HRS	$ 79.00	$ 79.00
Superintendent		1 HRS	$ 79.00	$ 79.00
TOTAL COST OF CHANGE ORDER	EA	1		$ 1,350.17

DESCRIPTION OF CHANGE:

Per the Paving and Drainage Plan (Revision No. 5), Sheet C-8.2, Str. S-13 was changed from installing a manole top, to installing a manhole with a slotted cover, and shifted the locat on of the new structure out into the stormwater planter. In doing so, additional 12" storm drain will be requ red and will be accounted for as an overrun in the b d quantity items However, the change in scope will require Str. S-13 (manhole) to be modified to incorporate the existing 12" storm drain from the Riverplace Tower yard into the new drainage structure. The work will involve the use of a concrete collar to adjoin the added storm drain to the existing storm drain and mofification to Str. S-13, in which the above cost is included. The above Change Order Request includes cost for the concrete co lar and modification of Str. S-13.

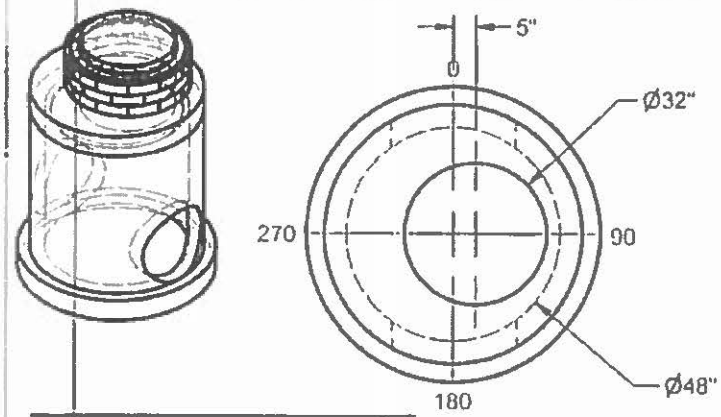

NEEDS TO HAVE
SLOTTED MH COVER

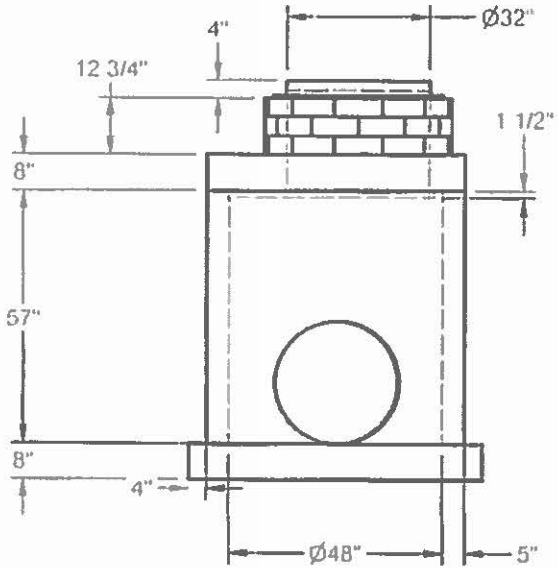

FG =	4.00
TA =	3.67
TTS =	2.60
TPW1 =	1.93
ITB =	-2.82
APTB =	6.48

1 EA CAST USF R&G 655/5665

STORM MANHOLE # S-13
1 ea

SPECIFICATIONS

1	BASE STEEL - #4 @ 6" O.C.E.W. (Top);
2	WALL STEEL -3X8 W3.0/W2.0 WWF (ASTM C-478)
3	TOP SLAB - #4 @ 6" O.C.E.W. (Bot)
4	
5	
6	4000 PSI All wall steel 3/4" cover, 1" cover for top, bottom, and reducer.
7	Provide 1-#4 bar reinforcement ea side of openings and 2-#4 bars at 3" min. spacing above openings

SPECIAL NOTES: 0 NO COATING REQUIRED
1 FLAT TOP 2 32" OPNG

PC #	WEIGHT	PIECE DESCRIPTION	PRODUCT CODE
2	1370	048Dia x 05Wall x 08H,032Dia Ecc, TopSlab	SR048S05M008N
1	5939	048Dia x 05Wall x 057H, MonoBaseExt	SR048B05M060X

PC #	DEG DIR	PIPE SIZE	PIPE INVERT	HOLE SIZE	BOOT TYPE	HOLE INVERT	HOLE RAISE
1	0	18 RCP	-2.40	28	NONE	-2.82	0"
1	179	18 RCP	-2.40	28	NONE	-2.82	0"

RIVERPLACE BLVD BICYCLE/ PEDESTR

CITY OF JACKSONVILLE/ ALLSITE CONTRACTI

FORTERRA | PIPE & PRECAST

DESIGN BY	DWG
DATE	8/17/2018
SCALE	1:40
ORDER #	10966713
REVISED DATE:	REV BY

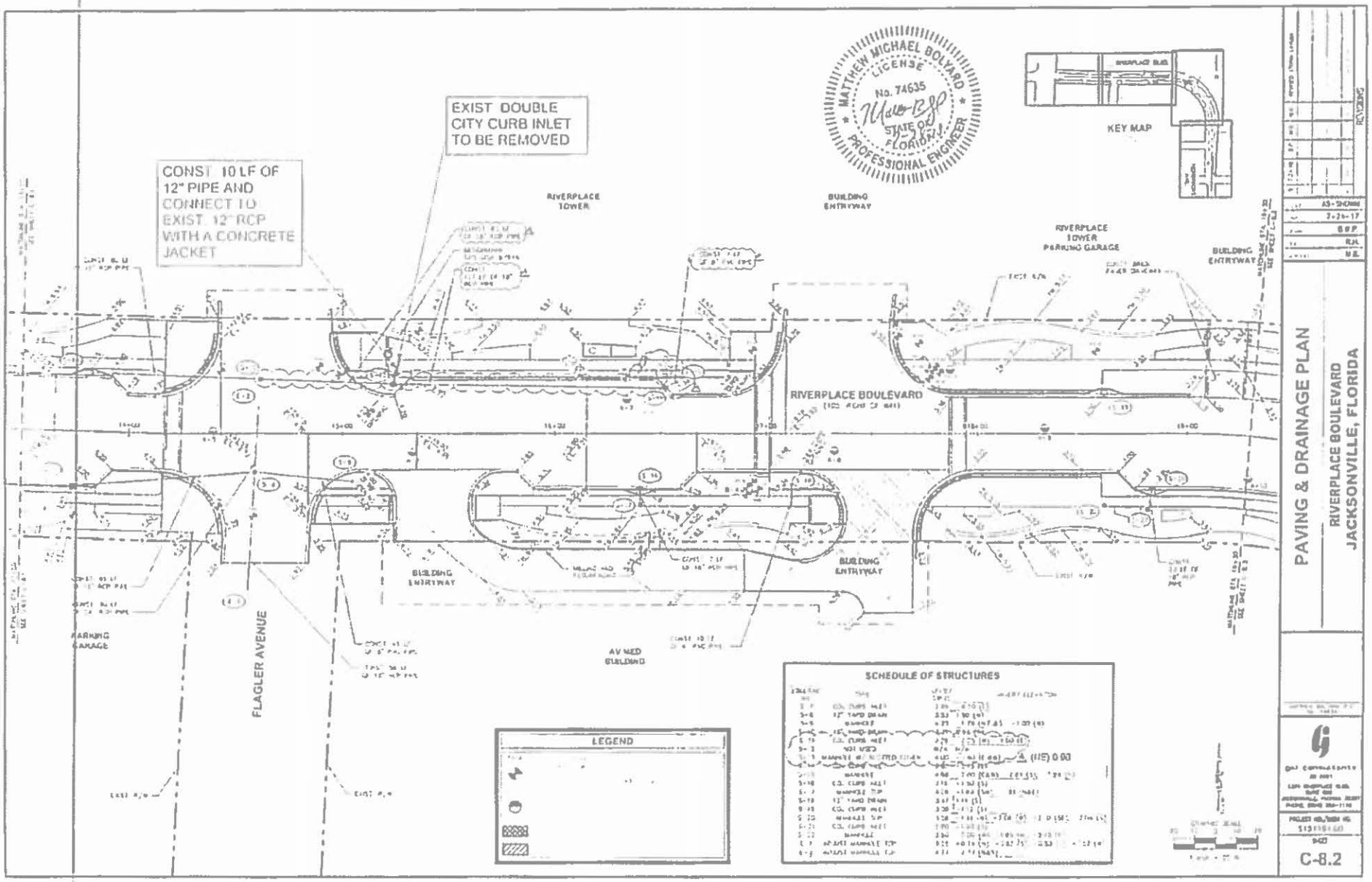
CONST. 10 LF OF 12" PIPE AND CONNECT TO EXIST. 12" RCP WITH A CONCRETE JACKET
EXIST. DOUBLE CITY CURB INLET TO BE REMOVED
RIVERPLACE TOWER
BUILDING ENTRYWAY
RIVERPLACE TOWER PARKING GARAGE
KEY MAP
RIVERPLACE BOULEVARD
FLAGLER AVENUE
PARKING GARAGE
AVNED BUILDING
SCHEDULE OF STRUCTURES
LEGEND
MATTHEW MICHAEL BOLVARD
LICENSE
No. 74635
STATE OF FLORIDA
PROFESSIONAL ENGINEER
PAVING & DRAINAGE PLAN
RIVERPLACE BOULEVARD
JACKSONVILLE, FLORIDA
C-8.2

RIVERPLACE BOULEVARD - BICYCLE AND PEDESTRIAN IMPROVEMENTS

CHANGE ORDER REQUEST #10 - City of Jacksonville
CONTRACT # 10181-02

BAKER Design Build

Str. S-15 Water Main Conflict	UNIT	QTY	UNIT COST	TOTAL
Modify Structure (Labor)				
Daniel Bell		8 HRS	$ 53.13	$ 425.04
Overtime Rate		1 HRS	$ 53.13	$ 53.13
Celerino Galvan		8 HRS	$ 37.50	$ 300.00
Overtime Rate		1 HRS	$ 37.50	$ 37.50
James Atchison		0 HRS	$ 12.00	$ -
Overtime Rate		0 HRS	$ 18.00	$ -
Alexis Galvan		8 HRS	$ 18.50	$ 148.00
Overtime Rate		1 HRS	$ 27.75	$ 27.75
Christopher Giles		8 HRS	$ 18.00	$ 144.00
Overtime Rate		1 HRS	$ 27.00	$ 27.00
William Taylor		0 HRS	$ 29.50	$ -
Overtime Rate		0 HRS	$ 44.25	$ -
Adrian Arguello		8 HRS	$ 20.00	$ 160.00
Overtime Rate		1 HRS	$ 30.00	$ 30.00
Sirquiney Bryson		0 HRS	$ 12.50	$ -
Overtime Rate		0 HRS	$ 18.75	$ -
Roma Davis		0 HRS	$ 12.00	$ -
Overtime Rate		0 HRS	$ 18.00	$ -
Insurance/Burden Rate (30)%				$ 405.73
Excavation/Installation (Equipment)				
CAT 420 F (Rubber Tire Backhoe)		8 HRS	$ 50.06	$ 400.48
Volvo 245 (Excavator)		8 HRS	$ 82.18	$ 657.44
Kawasaki 652 (Loader)		0 HRS	$ 90.11	$ -
Takechi TB290 (Rental)		0 HRS	$ 62.97	$ -
Crew Truck (1)		8 HRS	$ 31.65	$ 253.20
Freightliner Dump Truck		0 HRS	$ 90.60	$ -
MITM Water Tank		0 HRS	$ 9.08	$ -
Concrete Cutting Saw		1 HRS	$ 11.27	$ 11.27
Fuel (Off - Road)		1 DAY	$ 206.00	$ 206.00
Fuel (On - Road)		1 DAY	$ 187.00	$ 187.00
Well Point System ($3200/LS per month * 3 weeks)		8 HRS	$ 26.67	$ 213.36
(Credit for leaving existing structure)		1 LS	$ (400.00)	$ (400.00)
Materials (Concrete Collar)				
Slab Top and Accessories		2 EA	$ 638.77	$ 1,277.54
15" RCP		48 LF	$ 12.18	$ 584.64
SUB TOTAL:				$ 5,149.08
15% SUB CONTRACTOR MARK UP				$ 772.36
10% PRIME CONTRACTOR MARK UP				$ 514.91
SUB TOTAL:				$ 6,436.35
Project Manager		4 HRS	$ 79.00	$ 316.00
Superintendent		8 HRS	$ 79.00	$ 632.00
TOTAL COST OF CHANGE ORDER	EA	1		$ 7,384.35

DESCRIPTION OF CHANGE:

Per the Paving and Drainage Plan (Sheet C-B.2) 18" RCP is to be installed from Str. S-15 to S-14, however the existing JEA water main is resting on top of the existing 15" RCP from the existing Str. S-15 to S-14. The existing water main is an 8" cast iron line with lead joints. To mitigate risk of damaging the water main in conflict, the installation of new manhole tops at existing Str. S-15 and the adjacent structure are to be completed, with approximately 48' of new 15" RCP to Str. S-14. Str. S-14 will be modified to adjust for the revised invert elevations to accommodate the change in scope. Per JEA taking the watermain out of service would impact the Hilton Hotel, Ruths Chris and Riverplace Tower (see attached email). Contractor is requesting 1 day be added to the total contract time.

FORTERRA

Forterra Pipe & Precast

Confirming Quote

Date	October 19, 2018	**Bid Date**	10/17/2018
Quote No.	18101707570751	**Plan Date**	
Project	Riverwalk add JACKSONVILLE, FL DUVAL County	**Engineer**	NONE
Contractor	ALLSITE		

We are pleased to quote the following on the above project. Prices are committed on this project only and are subject to change after 15 days from bid date.

Storm Structures

Description	Quantity	Unit Price	Ext Price
(3) Accessories ($790.52)			
Pipe delivery less than a load	**1 EA**	**$200.00**	**$200.00**
USF655UR and C	**2 EA**	**$295.26**	**$590.52**
(2) Slab Top ($487.02)			
48" Diameter Slab Top (5" wall, 0 base) (0'-4' deep) With: 8" Slab Top (Add-1: $243.51, Add-2: $243.51)	**2 EA**	**$243.51**	**$487.02**
		Storm Quote Total	**$1,277.54**

Reinforced Concrete Pipe

Pieces	Unit	Total Feet	Description	Class	Unit Price	Total Price
6	8.0	48.0	15" Round Reinforced Concrete Pipe, Profile Gasket	III	$12.18	$584.64
					RC Pipe Total	**$584.64**

Quote Total $1,862.18

Subject to State, County & Local Taxes.
F.O.B.: Jobsite, unloaded by others.
Above prices based on truckload quantities.

Pricing is subject to a 7% escalator for all material not shipped beginning one year from purchase order or quotation acknowledgement date. Each succeeding year will be subject to an additional 7% escalator and will

Rod Carraway
Office: (904) 284-3213 x244
Cell: (904) 669-9565

FORTERRA PIPE AND PRECAST LLC

By: _____

Accepted by Buyer

By: _____

Title: _____

Date: _____

Terms and Conditions

1. **PRICE:** Unless otherwise stated, all processing, manufacturing, severance, gross receipts, use and/or sales taxes, either now in effect or becoming effective after date of this contract, shall be added to the invoice and paid by the Purchaser, except when otherwise provided by law.

   Unless otherwise agreed upon, custom items will be billed in full 60 days after manufacture; these items will be discarded after 90 days at an additional 20% disposal fee.

   For all tax exempt sales the exemption certificate shall be attached and returned with signed contract to the Seller. Prices are quoted on truckload quantities delivered to jobsite on weekdays during regular working hours. Unless otherwise stated, it is understood that the prices quoted on products are contingent on the sale of quantities quoted.

   RECEIPTED BILL OF LADING SHALL BE BINDING UNLESS IMMEDIATELY DISPUTED.

2. **NOTICE OF ASSIGNMENT OF ACCOUNT AND TERMS OF PAYMENT:** Seller's right to receive payments under this contract has been assigned to Forterra Pipe & Precast, LLC. , P.O. Box 842481, Dallas, TX 75284-2481. All accounts are payable in current funds to Forterra Pipe & Precast, LLC. at such address in Dallas, Texas. Payments on account by the Purchaser may, at the option of Forterra Pipe & Precast, LLC. be applied on the oldest unpaid items of account in order of original date.

   Discounts will be allowed only if the Purchaser owes no past due accounts for any product heretofore sold by Forterra Pipe & Precast, LLC its affiliates or subsidiaries.

   Accounts are payable gross upon expiration of discount period. Interest will be charged on all past due accounts at the maximum legal rate allowed by law in the State where the Contract is consummated. In the event the collection of any unpaid balance is placed in the hands of attorneys, Purchaser shall pay reasonable attorney fees and costs of collection. If, at any time, the financial responsibility of the Purchaser is impaired or unsatisfactory to the Seller, the Seller shall have the right to cancel orders, discontinue shipments, require payments in advance and/or require other satisfactory security to guarantee that invoices will be paid promptly when due.

3. **DELIVERY:** Jobs quoted for truck delivery at point-of-use are based on delivery of products in truckload quantities as near the desired location on the job as is accessible. The location shall be deemed inaccessible if the truck cannot proceed with the full load and under its own power without damage to the truck or driver.

   The quoted delivery is based upon using our normal and customary equipment and personnel. In the event this procedure conflicts with any existing situation at or near the desired terminus-of-delivery, the Purchaser shall receive and become responsible for the products at a delivery location acceptable to our normal procedure.

   The Purchaser shall furnish a representative on the job while receiving truck delivery to direct unloading and sign Bill of Lading.

   The Purchaser agrees to discharge trucks in accordance with applicable tariff(s) in affect at the time of shipment.

   In order to insure availability and satisfactory delivery service if applicable, the Purchaser agrees to give reasonable notice to Seller prior to delivery.

4. **SHIPMENTS:** All shipments shall be unloaded in their entirety at the designated delivery or unloading point, and no shipment is to be partially unloaded at one point and the remainder elsewhere. All shipments, rail and truck, are subject to all applicable tariff regulations.

   Claims for damages in transit must be noted on Bill of Lading, or they will not be considered.

   The Seller shall have the right to ship from other than the designated point of origin without the change of quoted price.

5. **CONTINGENCIES:** All quotations and agreements are subject to the contingencies of and delays in production and delivery. Seller will not be responsible for delays resulting from fire, flood, strikes, lockouts, difference with workmen, accidents, war, insurrection, delays in transportation, equipment failure, shortage of cars, trucks, fuel or products governmental interface or regulation, acts of God or any other contingencies beyond Seller's control.

6. **WARRANTY:** THE FOLLOWING IS IN LIEU OF ALL WARRANTIES, EXPRESS, IMPLIED OR STATUTORY, INCLUDING BUT NOT LIMITED TO ANY EXPRESS OR IMPLIED WARRANTIES OF MERCHANTABILITY OR FITNESS FOR A PARTICULAR PURPOSE AND OF ANY OTHER OBLIGATION ON THE PART OF THE SELLER.

   Seller warrants that at the time of delivery, the quality of products and workmanship of Seller's product delivered under this contract shall conform to the requirements of the specifications set forth in the Sales Contract, or to Seller's standard manufacturing practice if specifications have not been agreed upon with the Buyer.

7. **SPECIFICATIONS:** The specifications of the product sold under this contract are stated on the face of the Sales Contract/Bill of Lading.

8. **REMEDIES AND DAMAGES:** If the products furnished by Seller fails to conform, at time of delivery, to Seller's warranty, Seller's sole and exclusive liability shall be to repair, replace f.o.b our plant with full freight allowed to the jobsite, or upon mutual agreement to credit Purchaser's account for defective products. If repair or replacement is made, Seller shall have a reasonable time to make such repair or replacement. Notice of defective products must be given to Seller immediately upon discovery of the

defect. Notwithstanding the foregoing, final notice of any defect hereunder must be given within thirty (30) days from date of delivery.

IN NO EVENT SHALL SELLER BE LIABLE FOR SPECIAL, INCIDENTAL OR CONSEQUENTIAL DAMAGES, LOSSES OR EXPENSES DIRECTLY OR INDIRECTLY ARISING FROM THE SALE, HANDLING OR USE OF THE PRODUCTS OR FROM ANY OTHER CAUSE OR BREACH HEREOF, INCLUDING BUT NOT LIMITED TO BREACH OF WARRANTY OR NEGLIGENCE.

9. **PURHCASER'S WARRANTIES:** No warranties express or implied, or representations made by the Purchaser to any person, firm or organization with respect to the products furnished under this contract shall in any manner enlarge the Seller's warranty contained herein and Purchaser shall indemnify and hold Seller and its affiliated subsidiary companies harmless against and with respect to all damage costs, expenses, claims and liabilities arising out of any such warranty or representation made by the Purchaser.

10. **LEGAL ACTION:** No legal action shall be brought by the Purchaser against the Seller for any claim with respect to any products furnished under this contract more than one year after delivery of such products to the Purchaser. It is agreed that any cause of action with respect to such products shall accrue on the date of delivery of such products.

11. **TITLE:** Title transfers upon delivery, and Purchaser is then responsible for proper protection, lighting, placement, blocking or chocking, compliance with all regulations and ordinances, and will indemnify and defend Seller against all claims for personal injuries or property damage arising from said products.

12. **INSPECTION:** Any charges incurred for testing after the initial inspection or test made by or on behalf of Purchaser to determine compliance with specifications shall be paid by Purchaser. Purchaser agrees to permit Seller to receive a copy of all laboratory tests from laboratory at no expense to Seller.

13. **GENERAL:** Products other than normal design are for Purchaser's account. In the event any provision of this Sales Contract is held to be unenforceable by any court of competent jurisdiction, the remaining provisions hereof shall remain in full force and effect.

No waiver of condition of sale shall be implied from any failure by Seller to exercise same. This instrument supersedes all previous quotations and/or contracts on this sale. Sale and delivery of the listed products are made subject solely to the terms and conditions herein stated notwithstanding any contrary provisions on purchase orders subsequently received by the Seller. Additional or different terms or any attempt by Purchaser to vary in any degree any of the terms of the sales contract shall be deemed products and shall be rejected. Purchaser will sign and return this instrument to Seller.

UNLESS THIS INSTRUMENT IS RETURNED, APPROVED OR REJECTED, TO SELLER WITHIN TEN (10) DAYS FROM RECEIPT, THE CONTRACT WILL BE CONSIDERED ACCEPTED BY PURCHASER.

Scott Davis

From: Matthew Bolyard <m.bolyard@gaiconsultants.com>
Sent: Thursday, October 11, 2018 9:45 AM
To: Scott Davis; Gabriel, Jack; Barber, Michael R.
Cc: Karle Maye; Jonathan Lanham; Dustin Trent; Bobby Baker; McKnight, Thomas; Tamara Baker; Sulayman, Mickhael S. - Mgr Joint Agency Projects; Joyce, William; Starnes, Edmund; Hahn, David; Nick Mousa
Subject: RE: Riverplace Boulevard - JEA Response to RFI#18

Jack,

The proposed solution by Baker Design Build would be acceptable. S-15 can remain and a new precast MH top installed. Thanks.

Matthew Bolyard, P.E.
Senior Project Engineer

1301 Riverplace Blvd., Suite 900, Jacksonville, FL 32207
T 904.363.1110 D 904.559.8086 M 904.627.5549

Facebook | LinkedIn | Twitter | YouTube | Forms & Resources

ENGINEERING, PLANNING, AND ENVIRONMENTAL CONSULTING SINCE 1958

GAI CONSULTANTS CONFIDENTIALITY NOTICE This communication contains confidential information belonging to the sender and may be legally privileged. This communication is solely for the use of its intended recipient. If you are not the intended recipient, inform the sender of the error and remove this email from your system. If this transmission includes any technical information, design data, and/or recommendations, they are provided only as a matter of convenience and may not be used for final design and/or construction.

From: Scott Davis [mailto:sdavis@bdbjax.com]
Sent: Thursday, October 11, 2018 9:01 AM
To: Gabriel, Jack <JackG@coj.net>; Matthew Bolyard <m.bolyard@gaiconsultants.com>; Barber, Michael R. <BarbMR@jea.com>
Cc: Karle Maye <kmaye@csi-geo.com>; Jonathan Lanham <jlanham@csi-geo.com>; Dustin Trent <dtrent@bdbjax.com>; Bobby Baker <bbaker@bdbjax.com>; McKnight, Thomas <MCKnight@coj.net>; Tamara Baker <tbaker@bdbjax.com>; Sulayman, Mickhael S. - Mgr Joint Agency Projects <sulams@jea.com>; Joyce, William <JOYCE@coj.net>; Starnes, Edmund <EStarnes@coj.net>; Hahn, David <HAHN@coj.net>; Nick Mousa <n.mousa@gaiconsultants.com>
Subject: RE: Riverplace Boulevard - JEA Response to RFI#18

Jack,

If the existing Str. S-15 is removed, you will still run the risk of damaging the existing water main, which is approximately 1-2' from the structure. When you remove a structure you have to break loose the seal between the pipe/structure causing the first stick of pipe to come loose along with it. With the water main resting on top of the existing storm drain this could cause the main to collapse.

The safer option would be to rehab and/or install a new structure top on the existing Str. S-15 and retain the existing 15" storm drain to the existing manhole top adjacent to, per the EOR's recommendation. The storm drain running north and south out of existing Str. S-15 is to remain, so leaving the existing structure would be ideal.

Please see the attached, revised plan sheet for your use.

Thanks,

Scott Davis | Project Manager
Baker Design Build

We are now Baker Design Build. Please note my new email address.

d 904-559-2663 | c 912-282-0617 | f 904-559-2678
219 N. Newnan Street, 2nd Floor
Jacksonville, FL 32202
www.bakerdesign.build

CA32489 | CGC1511401 | WOSB | EDWOSB | WBE | MBE | SDVOSB* | 8(a)* | HUBZONE*
**Affiliate/Joint Venture*

The information and any attachments contained in this email are confidential and may be subject to copyright or other intellectual property protection. Any review, use, copy, distribution or disclosure by any other party for any use is strictly prohibited. All CADD files and other documents are the property of Baker Design Build and as such are subject to change. It is the responsibility of the recipient to request updates when necessary. Baker Design Build assumes no responsibility for data generated from this file which is not illustrated on the signed and sealed Baker Design Build documents. If you are not the intended recipient, you are not authorized to use or disclose this information, and we request that you notify us by reply mail or telephone and delete the original message from your mail system.

From: Gabriel, Jack <JackG@coj.net>
Sent: Thursday, October 11, 2018 7:41 AM
To: Matthew Bolyard <m.bolyard@gaiconsultants.com>; Barber, Michael R. <BarbMR@jea.com>; Scott Davis <sdavis@bdbjax.com>
Cc: Karle Maye <kmaye@csi-geo.com>; Jonathan Lanham <jlanham@csi-geo.com>; Dustin Trent <dtrent@bdbjax.com>; Bobby Baker <bbaker@bdbjax.com>; McKnight, Thomas <MCKnight@coj.net>; Tamara Baker <tbaker@bdbjax.com>; Sulayman, Mickhael S. - Mgr Joint Agency Projects <sulams@jea.com>; Joyce, William <JOYCE@coj.net>; Starnes, Edmund <EStarnes@coj.net>; Hahn, David <HAHN@coj.net>; Nick Mousa <n.mousa@gaiconsultants.com>
Subject: RE: Riverplace Boulevard - JEA Response to RFI#18

Mike/Scott

Please review the FOR alternative solution below and let us know if it is viable under the circumstances.

Regards

Jack Gabriel, P.E., DBIA
Public Works Dept. Engineering & Construction Management
Direct 904 255 8746

From: Matthew Bolyard [mailto:m.bolyard@gaiconsultants.com]
Sent: Wednesday, October 10, 2018 5:32 PM
To: Gabriel, Jack; Barber, Michael R.; Scott Davis
Cc: Karle Maye; Jonathan Lanham; Dustin Trent; Bobby Baker; McKnight, Thomas; Tamara Baker; Sulayman, Mickhael S. - Mgr Joint Agency Projects; Joyce, William; Starnes, Edmund; Hahn, David; Nick Mousa
Subject: RE: Riverplace Boulevard - JEA Response to RFI#18

EXTERNAL EMAIL: This email originated from a non-COJ email address. Do not click any links or open any attachments unless you trust the sender and know the content is safe.

Jack,

As stated in RFI #18 the proposed 18" storm pipe can be reduced to a 15" storm pipe. This would match the existing pipe size. However, another alternative, as long as the existing storm pipe (which I believe is RCP) is in good shape and JEA doesn't have any issue with their existing water line being in direct contact with the existing storm, the attached could be another alternative. This would leave the existing 15" storm pipe in place that is under the existing water line. What are your thoughts on this.

Thanks.

Matthew Bolyard, P.E.
Senior Project Engineer

1301 Riverplace Blvd., Suite 900, Jacksonville, FL 32207
T 904.363.1110 D 904.559.8086 M 904.627.5549

gai consultants 60 years

ENGINEERING, **PLANNING**, AND **ENVIRONMENTAL** CONSULTING SINCE 1958

GAI CONSULTANTS CONFIDENTIALITY NOTICE This communication contains confidential information belonging to the sender and may be legally privileged. This communication is solely for the use of its intended recipient. If you are not the intended recipient, inform the sender of the error and remove this email from your system. If this transmission includes any technical information, design data and/or recommendations they are provided only as a matter of convenience and may not be used for final design and/or construction

From: Gabriel, Jack [mailto:JackG@coj.net]
Sent: Wednesday, October 10, 2018 4:28 PM
To: Barber, Michael R. <BarbMR@jea.com>; Scott Davis <sdavis@bdbjax.com>; Matthew Bolyard <m.bolyard@gaiconsultants.com>
Cc: Karle Maye <kmaye@csi-geo.com>; Jonathan Lanham <jlanham@csi-geo.com>; Dustin Trent <dtrent@bdbjax.com>; Bobby Baker <bbaker@bdbjax.com>; McKnight, Thomas <MCKnight@coj.net>; Tamara Baker <tbaker@bdbjax.com>; Sulayman, Mickhael S. - Mgr Joint Agency Projects <sulams@jea.com>; Joyce, William <JOYCE@coj.net>; Starnes, Edmund <EStarnes@coj.net>; Hahn, David <HAHN@coj.net>
Subject: RE: Riverplace Boulevard - JEA Response to RFI#18

Matt,

Can you respond to this query from JEA?

Regards

Jack Gabriel, P.E., DBIA
Public Works Dept. Engineering & Construction Management

Direct 904 255 8746

From: Barber, Michael R. [mailto:BarbMR@jea.com]
Sent: Wednesday, October 10, 2018 4:20 PM
To: Gabriel, Jack; Scott Davis
Cc: Karle Maye; Jonathan Lanham; Dustin Trent; Bobby Baker; McKnight, Thomas; Tamara Baker; Sulayman, Mickhael S. - Mgr Joint Agency Projects; Joyce, William; Starnes, Edmund; Hahn, David; Barber, Michael R.
Subject: Riverplace Boulevard - JEA Response to RFI#18

EXTERNAL EMAIL: This email originated from a non-COJ email address. Do not click any links or open any attachments unless you trust the sender and know the content is safe.

RFI #18 item 1 identified a conflict with the proposed 18" storm pipe from S14 to S15. The EOR's reply on September 27th stated that the 18" could be reduced to 15" to go under the existing watermain. I then heard from Baker stating the pipe could NOT be reduced in size. The existing S15 has an existing 15" RCP running to the west to pick up one curb inlet. This is the same arrangement of just one inlet as proposed by plan. It seems to me that if the new pipe is serving the same drainage area, it could be kept at the existing pipe diameter. Would an elliptical pipe fit the new box and give us clearance. Im not sure how much clearance we have currently. Were any elevation shots taken on the watermain and the existing storm when the hole was open?

We want to avoid taking this watermain out of service at all cost. An outage would impact the Hilton Hotel and their food service as well as the Ruth's Chris Steakhouse that is located there, and quite possibly the Riverplace Tower. The outage would require a 48hour boil water notice to the hotel, guests, and restaurants. If we could avoid this, it would be great.

Is there a reason to replace this structure and pipe to S14? Could it be lined or rehabbed some other way?

Michael Barber
665-6754

From: Gabriel, Jack <JackG@coj.net>
Sent: Friday, October 5, 2018 11:08 AM
To: Scott Davis <sdavis@bdbjax.com>; Barber, Michael R. <BarbMR@jea.com>
Cc: Karle Maye <kmaye@csi-geo.com>; Jonathan Lanham <jlanham@csi-geo.com>; Dustin Trent <dtrent@bdbjax.com>; Bobby Baker <bbaker@bdbjax.com>; McKnight, Thomas <MCKnight@coj.net>; Tamara Baker <tbaker@bdbjax.com>; Sulayman, Mickhael S. - Mgr Joint Agency Projects <sulams@jea.com>; Joyce, William <JOYCE@coj.net>; Starnes, Edmund <EStarnes@coj.net>; Hahn, David <HAHN@coj.net>
Subject: RE: Riverplace Boulevard - Change Order Request No. 1 - JEA

[External Email - Exercise caution. DO NOT open attachments or click links from unknown senders or unexpected email.]

Mike B,

Please expedite JEA's response to have this conflict resolved to allow the contractor to move ahead without any further delays.

Regards

Jack Gabriel, P.E., DBIA

Public Works Dept. Engineering & Construction Management
Direct 904 255 8746

From: Scott Davis [mailto:sdavis@bdbjax.com]
Sent: Thursday, October 04, 2018 12:54 PM
To: Barber, Michael R.
Cc: Karle Maye; Jonathan Lanham; Dustin Trent; Bobby Baker; Gabriel, Jack; McKnight, Thomas; Tamara Baker
Subject: Riverplace Boulevard - Change Order Request No. 1 - JEA

EXTERNAL EMAIL: This email originated from a non-COJ email address. Do not click any links or open any attachments unless you trust the sender and know the content is safe.

Mike,

Attached is the pricing for the removal and capping of the existing 10" steel line (abandoned), that is in conflict with the proposed 18" RCP from Str. S-15 to S-13. We were instructed by the City to send the pricing to JEA for the referenced conflict.

Please let me know if you have any questions or need anything additional regarding the conflict. We will need to get the storm drain installed at this location as quickly as possible to prevent further delay within this area of the project.

If you need anything additional please let us know.

Thanks,

Scott Davis | Project Manager
Baker Design Build

We are now Baker Design Build. Please note my new email address.

d 904-559-2663 | c 912-282-0617 | f 904-559-2678
219 N. Newnan Street, 2nd Floor
Jacksonville, FL 32202
www.bakerdesign.build

CA32489 | CGC1511401 | WOSB | EDWOSB | WBE | MBE | SDVOSB* | 8(a)* | HUBZONE*
**Affiliate/Joint Venture*

The information and any attachments contained in this email are confidential and may be subject to copyright or other intellectual property protection. Any review, use, copy, distribution or disclosure by any other party for any use is strictly prohibited. All CADD files and other documents are the property of Baker Design Build and as such are subject to change. It is the responsibility of the recipient to request updates when necessary. Baker Design Build assumes no responsibility for data generated from this file which is not illustrated on the signed and sealed Baker Design Build documents. If you are not the intended recipient, you are not authorized to use or disclose this information, and we request that you notify us by reply mail or telephone and delete the original message from your mail system.

Florida has a very broad Public Records Law. Virtually all written communications to or from State and Local Officials and employees are public records available to the public and media upon request. Any email sent to or from JEA's system may be considered a public record and subject to disclosure under Florida's Public Records Laws. Any information deemed confidential and exempt from Florida's Public Records Laws should be clearly marked. Under Florida law, e-mail addresses are public records. If you do not want your e-mail address released in response to a public-records request, do not send electronic mail to this entity. Instead, contact JEA by phone or in writing.

Existing Str. S-15
Existing 8" Water Main (Cast Iron with Lead Joints)
Existing Gas Main
Existing Storm Drain (Existing Str. S-15 to Existing Manhole)

Remove exist 15" storm pipe

Exist 15" storm pipe to remain

Existing Str S-15 to remain (rehab/ install new top)

Const 15" RCP storm pipe

Install new MH top or adjust (if structure in good condition or just replace MH) exist invert east 1.10 to remain exist invert west 0.60 to remain

14 which has already been made has a top elev of 2.95 and an 18" easterly invert of 2.15 the new invert will need to be 0.90

RIVERPLACE TOWER

BUILDING ENTRYWAY

RIVERPLACE TOWER PARKING GARAGE

RIVERPLACE BOULEVARD

PARKING GARAGE

FLAGLER AVENUE

AVNED BUILDING

LEGEND:

KEY MAP

UTILITY COORDINATION PLAN

RIVERPLACE BOULEVARD
JACKSONVILLE, FLORIDA

DEPARTMENT OF PUBLIC WORKS
Construction Engineering & Management

REQUEST FOR INFORMATION (RFI)

PROJECT: Riverplace Boulevard – Bicycle and Pedestrian Improvements

DATE: 10/11/18

RFI # 18A

CONTRACTOR: Baker Design Build

SPEC REF:

CONTRACT/P.O. #: 10181-02

DWG REF: Paving&Drainage Plan C-8.2

RFI DESCRIPTION: Per the construction drawings, 18" RCP is to be installed from Str. S-15 to S-14, however the existing water main is resting on top of the existing 15" RCP that exits the structure. (See attached photo). The existing water main is an 8" Cast Iron line with lead joints. To mitigate risk of damaging the water main that is in conflict with the storm drain installation the below has been proposed: (See attached email chain and plan sheet provided by EOR).

- Existing Str. S-15 to remain (install new MH top)
- Existing 15" RCP to remain from existing structure S-15 to adjacent structure
- Install new MH top at adjacent structure
- Construct 15" RCP to new curb inlet from adjacent structure
- Adjust invert at Str. S-14

Additional time and cost will be associated with the above proposed procedure to avoid the water main conflict.

Please advise if the above proposed procedure is acceptable.

DEPARTMENT OF PUBLIC WORKS
Construction Engineering & Management

SUBMITTED BY: J. Scott Davis
Contractor's Representative

REQUEST REPLY BY: Friday 10/12/18

REPLY: We take no exceptions to this alternate plan to install the storm drain improvements due to existing underground conflicts.

REPLY BY: Matthew Bolyard, PE DATE: 10/15/18
Owner's Representative

This reply does not necessarily constitute an increase in contract value or time. Any Change in contract value or time will require supplemental information submitted by the contractor for review and approval. Attach details/sketches as needed and number/date each sheet

Table 2-1. HOURLY EQUIPMENT OWNERSHIP AND OPERATING EXPENSE

REGION 3				ENGINE HORSEPOWER AND FUEL TYPE		VALUE (TEV)	TOTAL HOURLY RATES ($/HR)		ADJUSTABLE ELEMENTS			
CAT	ID.NO.	MODEL	EQUIPMENT DESCRIPTION	MAIN	CARRIER	2013 ($)	AVERAGE	STANDBY	DEPR	FCCM	FUEL	CWT
			NO SPECIFIC MANUFACTURER									
	T50XX001	4X2 1/2 TON CONV GAS	TRUCK, HIGHWAY, CONVENTIONAL, 1/2 TON PICKUP, 4X2	385 HP G		$26,293	17.09	1.45	2.56	0.17	10.89	43
	T50XX002	4X2 3/4 TON CONV GAS	TRUCK, HIGHWAY, CONVENTIONAL, 3/4 TON PICKUP, 4X2	385 HP G		$29,901	17.79	1.67	2.93	0.20	10.89	60
	T50XX003	4X2 1 TON CONV GAS	TRUCK, HIGHWAY, CONVENTIONAL, 1 TON PICKUP, 4X2	385 HP G		$30,956	17.99	1.73	3.03	0.21	10.89	66
	T50XX004	4X4 1/2 TON CONV GAS	TRUCK, HIGHWAY, CONVENTIONAL, 1/2 TON PICKUP, 4X4	385 HP G		$31,363	18.08	1.75	3.07	0.21	10.89	45
	T50XX005	4X4 3/4 TON CONV GAS	TRUCK, HIGHWAY, CONVENTIONAL, 3/4 TON PICKUP, 4X4	385 HP G		$32,767	18.34	1.83	3.21	0.22	10.89	64
	T50XX006	4X4 1 TON CONV GAS	TRUCK, HIGHWAY, CONVENTIONAL, 1 TON PICKUP, 4X4	385 HP G		$33,814	18.54	1.88	3.32	0.22	10.89	65
	T50XX007	4X2 1/2 TON CREW GAS	TRUCK, HIGHWAY, CREW, 1/2 TON PICKUP, 4X2	385 HP G		$33,263	18.42	1.85	3.26	0.22	10.89	47
	T50XX008	4X2 3/4 TON CREW GAS	TRUCK, HIGHWAY, CREW, 3/4 TON PICKUP, 4X2	385 HP G		$35,006	18.76	1.95	3.44	0.23	10.89	66
	T50XX009	4X2 1 TON CREW GAS	TRUCK, HIGHWAY, CREW, 1 TON PICKUP, 4X2	385 HP G		$34,826	18.72	1.94	3.42	0.23	10.89	66
	T50XX010	4X4 1/2 TON CREW GAS	TRUCK, HIGHWAY, CREW, 1/2 TON PICKUP, 4X4	385 HP G		$37,160	19.22	2.06	3.62	0.25	10.89	50
	T50XX011	4X4 3/4 TON CREW GAS	TRUCK, HIGHWAY, CREW, 3/4 TON PICKUP, 4X4	385 HP G		$37,406	19.23	2.09	3.68	0.25	10.89	70
	T50XX012	4X4 1 TON CREW GAS	TRUCK, HIGHWAY, CREW, 1 TON PICKUP, 4X4	385 HP G		$38,194	19.37	2.13	3.75	0.25	10.89	70
	T50XX014	4X2 3/4 TON CONV DSL	TRUCK, HIGHWAY, CONVENTIONAL, 3/4 TON PICKUP, 4X2	440 HP D-on		$39,012	16.18	2.18	3.84	0.26	7.98	66

Table 2-1. HOURLY EQUIPMENT OWNERSHIP AND OPERATING EXPENSE

REGION 3				ENGINE HORSEPOWER AND FUEL TYPE		VALUE (TEV)	TOTAL HOURLY RATES ($/HR)		ADJUSTABLE ELEMENTS			
CAT	ID.NO.	MODEL	EQUIPMENT DESCRIPTION	MAIN	CARRIER	2013 ($)	AVERAGE	STANDBY	DEPR	FCCM	FUEL	CWT
	SUBCATEGORY 0.12		OVER 40,000 LBS THRU 100,000 LBS									
			CATERPILLAR INC. (MACHINE DIVISION)									
	H25CA001	336F L	HYDRAULIC EXCAVATOR, CRAWLER, 80,500 LBS, 3.15 CY BUCKET, 26' 10" MAX DIGGING DEPTH	303 HP D-off		$405,728	75.64	15.36	25.36	2.68	19.82	805
	H25CA040	318E	HYDRAULIC EXCAVATOR, CRAWLER, 40,600 LBS, 1.00 CY BUCKET, 22.50' MAX DIGGING DEPTH	113 HP D-off		$272,942	44.14	10.33	17.06	1.80	7.39	410
	H25CA022	320E L	HYDRAULIC EXCAVATOR, CRAWLER, 47,400 LBS, 1.56 CY BUCKET, 25' MAX DIGGING DEPTH	153 HP D-off		$255,448	44.83	9.68	15.97	1.69	10.01	474
	H25CA023	320DL	HYDRAULIC EXCAVATOR, CRAWLER, 49,000 LBS, 0.80 CY BUCKET, 39.0' MAX DIGGING DEPTH, LONG REACH BOOM	128 HP D-off		$340,690	54.12	12.90	21.29	2.25	8.37	536
			KOBELCO AMERICA INC.									
	H25KC028	SK260 LC	HYDRAULIC EXCAVATOR, CRAWLER, 56,890 LBS 1.31 CY BUCKET, 23' MAX DIGGING DEPTH	176 HP D-off		$261,151	47.26	9.88	16.32	1.72	11.51	568
	H25KC029	SK260 LC LR	HYDRAULIC EXCAVATOR, CRAWLER, 56,890 LBS, 1.57 CY BUCKET, 25' MAX DIGGING DEPTH, LONG REACH BOOM	176 HP D-off		$349,336	58.81	13.22	21.83	2.30	11.51	568
	H25KC030	SK350LC	HYDRAULIC EXCAVATOR, CRAWLER, 80,900 LBS, 2.09 CY BUCKET, 27'7" MAX DIGGING DEPTH	238 HP D-off		$353,703	64.00	13.39	22.11	2.33	15.57	809
	H25KC019	SK210 LC	HYDRAULIC EXCAVATOR, CRAWLER, 48,000 LBS, 1.13 CY BUCKET, 22.00' MAX DIGGING DEPTH	143 HP D-off		$212,556	38.44	8.04	13.28	1.40	9.35	480

Table 2-1. HOURLY EQUIPMENT OWNERSHIP AND OPERATING EXPENSE

CAT	ID.NO.	MODEL	REGION 3 EQUIPMENT DESCRIPTION	ENGINE HORSEPOWER AND FUEL TYPE MAIN	CARRIER	VALUE (TEV) 2013 ($)	TOTAL HOURLY RATES ($/HR) AVERAGE	STANDBY	ADJUSTABLE ELEMENTS DEPR	FCCM	FUEL	CWT
L40			*CATERPILLAR INC. (MACHINE DIVISION) (continued)*									
	L40CA012	IT38H	LOADER, WHEEL, INTEGRATED TOOL CARRIER, 2.50 CY LOADER; 10,640 LB @ 12.58' HIGH FORK LIFT, OR 3,195 LB @ 23.25' HIGH, MATERIAL HANDLING ARM	145 HP D-off		$226,980	49.36	9.66	16.27	1.52	9.48	279
L50	**LOADERS / BACKHOE, WHEEL TYPE**											
	SUBCATEGORY 0.00		LOADERS / BACKHOE, WHEEL TYPE									
			CATERPILLAR INC. (MACHINE DIVISION)									
	L50CA001	416F	LOADER / BACKHOE, WHEEL, 1.00 CY FRONT END BUCKET, 24" DIP, 6.2 CF, 14.5' DIGGING DEPTH, 4X2	87 HP D-off		$93,634	21.21	3.97	6.68	0.63	4.41	162
	L50CA002	420F	LOADER/BACKHOE, WHEEL, 1.5 CY FRONT END BUCKET, 8.5 CF BACKHOE BUCKET, 14' 4" DIGGING DEPTH, 4X4	93 HP D-off		$138,332	28.64	5.88	9.91	0.92	4.71	154
	L50CA005	450F	LOADER / BACKHOE, WHEEL, 1.75 CY FRONT END BUCKET, 9.5 CF, 17.2' DIGGING DEPTH, 4X2	127 HP D-off		$201,566	40.68	8.78	14.85	1.35	6.43	241
			CASE CORPORATION									
	L50CS007	580 SUPER N	LOADER / BACKHOE, WHEEL, 1.29 CY FRONT END BUCKET, 12.7 CF BACKHOE BUCKET, 14.5' MAX DIGGING DEPTH, 4X4	97 HP D-off		$173,662	34.34	7.50	12.67	1.16	4.91	173
	L50CS008	590 SUPER N	LOADER / BACKHOE, WHEEL, 1.50 CY FRONT END BUCKET, 12.7 CF BACKHOE BUCKET, 15.5' MAX DIGGING DEPTH, 4X4	110 HP D-off		$196,413	38.99	8.41	14.20	1.31	5.57	205

RIVERPLACE BOULEVARD - BICYCLE AND PEDESTRIAN IMPROVEMENTS

CHANGE REQUEST ITEM #14 - City of Jacksonville
CONTRACT # 10181-02

BAKER Design Build

Extend Crushcrete - 6" (Paver Restraint) **Paver Restraint Edge**	UNIT	QTY	UNIT COST	TOTAL
4" Crushcrete Extension (6" Extension - Inside/outside)		227 SY	$ 11.88	$ 2,696.76
Paver Restraint Edge (255 EA - 8' Segments) 2040 LF = 227 SY				
10" Spiral Spikes (12" O/C) - Material		1 LS	$ 1,203.60	$ 1,203.60
10" Spiral Spikes (12" O/C) - Labor		1 LS	$ 528.00	$ 528.00
SUB TOTAL:				$ 4,428.36
15% SUB CONTRACTOR MARK UP				$ 664.25
10% PRIME CONTRACTOR MARK UP				$ 442.84
SUB TOTAL:				$ 5,535.45
Project Manager		16 HRS	$ 79.00	$ 1,264.00
Superintendent		16 HRS	$ 79.00	$ 1,264.00
		Subtotal		$ 8,063.45
		Bond		$ 137.08
TOTAL COST OF CHANGE ORDER	EA	1		$ 8,200.53
CONCRETE PAVERS ON 4" CRUSHCRETE BASE (PED)		Bid Unit Rate:	$32.10	
Increased Qty (Includes Extended Crush-crete and Spiral Spikes):			(SY)	255.4681822
New Total Qty for (CONCRETE PAVERS ON 4" CRUSHCRETE BASE (PED)):			(SY)	3345.468182

DESCRIPTION OF CHANGE:

Per Plan Revision No. 13 the contractor is to include 6" of additional crush crete beyond the envelope of the paver outline at areas where the heavy duty aluminum paver restraint is to be installed. In addition, the plan revision specified the use of 3/8" x 10" spiral steel spikes to be installed at 12" o.c. for the paver edge restraint and are included in the pricing above. Pricing includes excavation/compaction of additional subgrade, furnish and placement of additional crush-crete, furnish and installation of larger 10" steel spikes. The contractor is requesting an additional 2 EA days to be added to the total contract time.

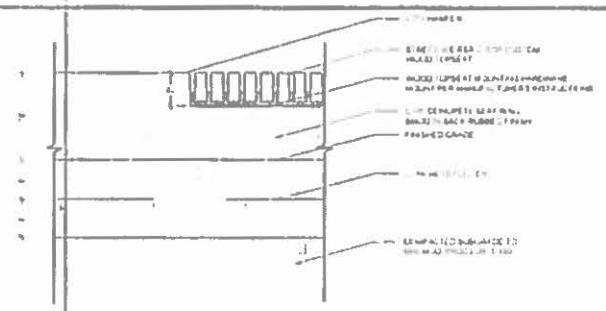

WOOD TOPSEAT MOUNTING

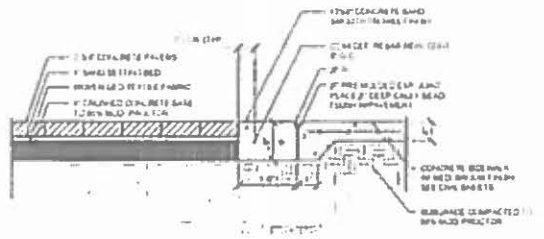

PEDESTRIAN PAVERS AND CONCRETE BANDING



PEDESTRIAN PAVERS AND EDGING

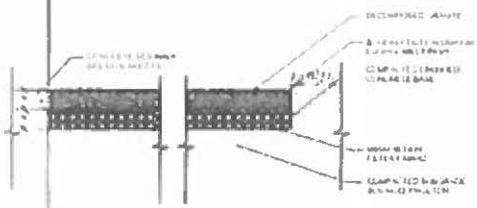

DECOMPOSED GRANITE PAVING

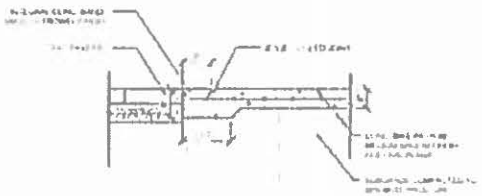

INTEGRAL BANDING AT BIKE PATH

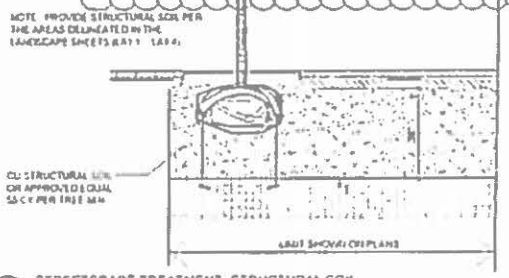

STREETSCAPE TREATMENT: STRUCTURAL SOIL

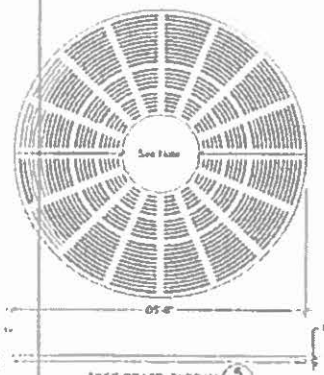

TREE GRATE, TYPE 'A'

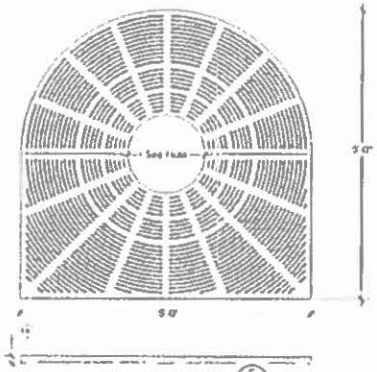

TREE GRATE, TYPE 'B'

TREE GRATE, TYPE 'A' AND TYPE 'B'

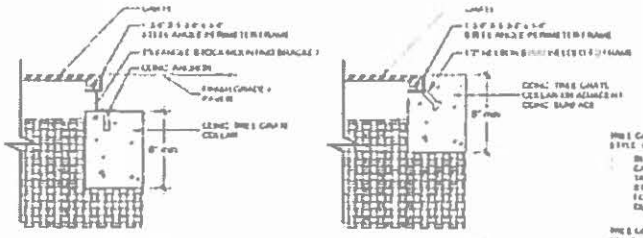

TREE GRATE FRAME INSTALLATION METHODS

TREE GRATE, TYPE A NOTES

TREE GRATE, TYPE B NOTES

NO.	DATE	BY	REVISIONS
1	4-28-17	[illegible]	[illegible]
2	[illegible]	[illegible]	[illegible]
3	[illegible]	[illegible]	[illegible]
4	[illegible]	[illegible]	[illegible]
5	[illegible]	[illegible]	[illegible]
6	[illegible]	[illegible]	[illegible]

DATE 9-29-2017
DRAWN R.S.
CHECKED R.A.
APPROVED F.B.

HARDSCAPE DETAILS

RIVERPLACE BOULEVARD
JACKSONVILLE, FLORIDA

COMMUNITY SOLUTIONS

PROJECT NO./TASK NO. S134191.00

HS-3.3

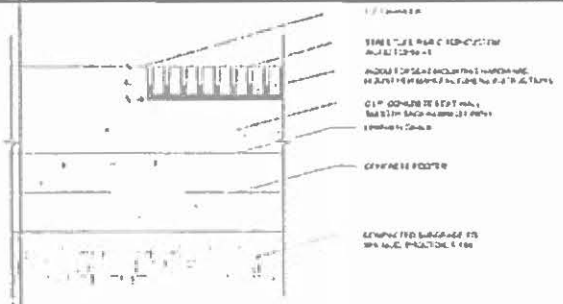

WOOD TOPSEAT MOUNTING

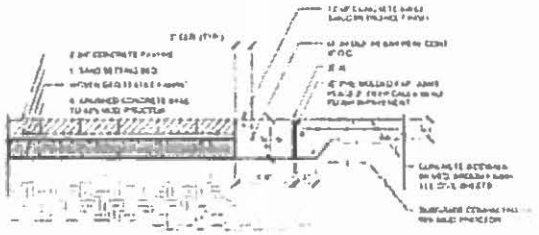

PEDESTRIAN PAVERS AND CONCRETE BANDING

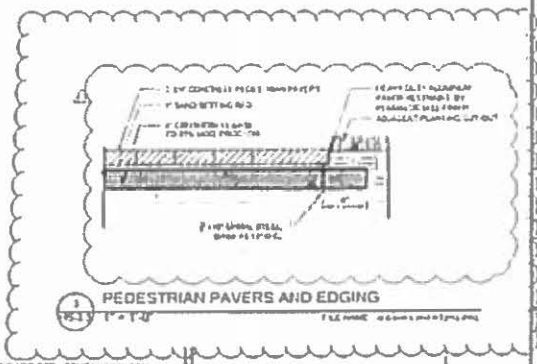

PEDESTRIAN PAVERS AND EDGING

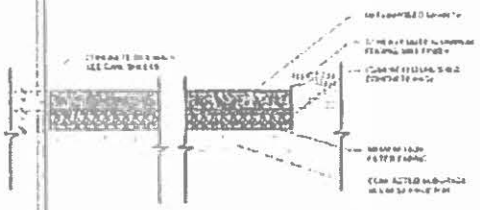

DECOMPOSED GRANITE PAVING

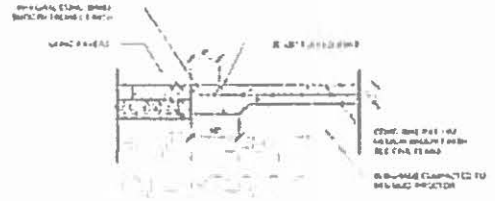

INTEGRAL BANDING AT BIKE PATH

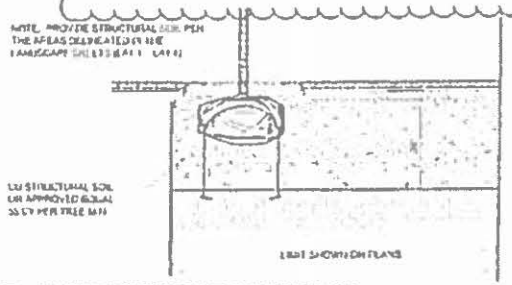

STREETSCAPE TREATMENT- STRUCTURAL SOIL

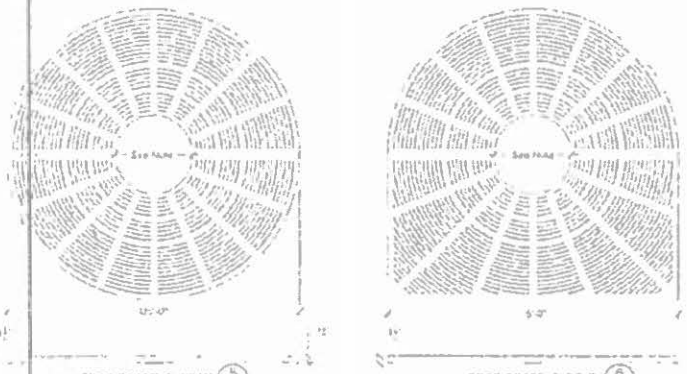

TREE GRATE, TYPE 'A' AND TYPE 'B'

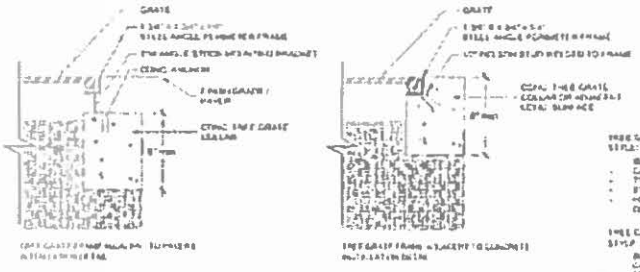

TREE GRATE FRAME INSTALLATION METHODS

MATTHEW MICHAEL BOLYARD
LICENSE No. 74635
STATE OF FLORIDA
PROFESSIONAL ENGINEER

REVISIONS						

DATE 9-28-2017
DRAWN R.S.
DESIGN R.A.
APPROVED F.B.

HARDSCAPE DETAILS

RIVERPLACE BOULEVARD
JACKSONVILLE, FLORIDA

COMMUNITY SOLUTIONS

PROJECT NO./CODE NO. 5151181.00

SHEET HS-3.3

AM Leonard - Shopping Cart

First Name:
Last Name:
Company:
Street 1:
Street 2:
City:
State:
Zip Code:
Country:
Phone:
Email:

Product	Qty	Price	Line Total
PRS - Permaloc Spiral Steel Spikes 3/8in x 10in	2040	$0.59	$1,203.60

Sub Total : $1203.60

Save up to 3%

Enter Source Code - Limit one (1) per order

Enter Source Code

Enter Zipcode

4.8 ★★★★★
Google
Customer Reviews

RIVERPLACE BOULEVARD - BICYCLE AND PEDESTRIAN IMPROVEMENTS

CHANGE ORDER REQUEST #2 (JEA)
CONTRACT # 10181-02

BAKER Design Build

RFI NO. 19	UNIT	QTY	UNIT COST	TOTAL
Str. S-15 to S-11 (Electric Duct Bank)				
Excavatation/Installation (Labor)				
Daniel Bell	8 HRS		$ 53.13	$ 425.04
Overtime Rate	1 HRS		$ 53.13	$ 53.13
Celerino Galvan	8 HRS		$ 37.50	$ 300.00
Overtime Rate	1 HRS		$ 37.50	$ 37.50
James Atchison	8 HRS		$ 12.00	$ 96.00
Overtime Rate	1 HRS		$ 18.00	$ 18.00
Alexis Galvan	8 HRS		$ 18.50	$ 148.00
Overtime Rate	1 HRS		$ 27.75	$ 27.75
Christopher Giles	8 HRS		$ 18.00	$ 144.00
Overtime Rate	1 HRS		$ 27.00	$ 27.00
William Taylor	8 HRS		$ 29.50	$ 236.00
Overtime Rate	1 HRS		$ 44.25	$ 44.25
Adrian Arguello	8 HRS		$ 20.00	$ 160.00
Overtime Rate	1 HRS		$ 30.00	$ 30.00
Sirquiney Bryson	8 HRS		$ 12.50	$ 100.00
Overtime Rate	1 HRS		$ 18.75	$ 18.75
Roma Davis	8 HRS		$ 12.00	$ 96.00
Overtime Rate	1 HRS		$ 18.00	$ 18.00
Insurance/Burden Rate (30)%				$ 593.83
Excavatation/Installation (Equipment)				
CAT 420 F (Rubber Tire Backhoe)	9 HRS		$ 50.06	$ 450.54
Volvo 245 (Excavator)	9 HRS		$ 82.18	$ 739.62
Kawasaki 65Z (Loader)	9 HRS		$ 90.11	$ 810.99
Takechi TB290 (Rental)	9 HRS		$ 62.97	$ 566.73
Crew Truck (3)	9 HRS		$ 94.95	$ 854.55
Freightliner Dump Truck	0 HRS		$ 90.60	$ -
MITM Water Tank	0 HRS		$ 9.08	$ -
Concrete Cutting Saw	0 HRS		$ 11.27	$ -
Fuel (Off - Road)	1 DAY		$ 206.00	$ 206.00
Fuel (On - Road)	1 DAY		$ 187.00	$ 187.00
Excavatation/Investigation (Dewatering Equipment)				
Well Point System ($3200/LS per month = 3 weeks)	9 HRS		$ 26.67	$ 240.03
Pipe Plugs ($800/LS per month)	0 HRS		$ 6.67	$ -
Materials				
18" ADS	1 LS		$ 306.25	$ 306.25
2 EA Concrete Collars	2 EA		$ 985.00	$ 1,970.00
SUB TOTAL:				$ 8,904.96
15% SUB CONTRACTOR MARK UP				$ 1,335.74
10% PRIME CONTRACTOR MARK UP				$ 890.50
SUB TOTAL:				$ 11,131.20
Project Manager	5 HRS		$ 79.00	$ 395.00
Superintendent	9 HRS		$ 79.00	$ 711.00
TOTAL COST OF CHANGE ORDER	EA	1		$ 12,237.20

DESCRIPTION OF CHANGE:

Provide all equipment, labor and materials to complete excavation and installation of the ADS storm drain, and installation of 2 EA concrete collars to a low storm drain installation under the existing JEA Electric Duck Bank. The work will require hand digging under and around the duct bank for completion. The RCP will transition to ADS under the duct bank and back to RCP upon exceed the limits of the conflict. Contractor is requesting 1 days to be added to the contract time for completion of the proposed 18" storm drain uder the existing JEA conflict. 1 day lost due to investigation efforts for a proposed solution and set up time for concrete collars. Please see RFI No. 19

DEPARTMENT OF PUBLIC WORKS
Construction Engineering & Management

REQUEST FOR INFORMATION (RFI)

PROJECT: Riverplace Boulevard – Bicycle and Pedestrian Improvements

DATE: 9/27/18

RFI # 19

CONTRACTOR: Baker Design Build

SPEC REF:

CONTRACT/P.O. #: 10181-02

DWG REF: Paving&Drainage Plan C-8.2

RFI DESCRIPTION: Per the Paving and Drainage Plan (Sheet C-8.2), 18" RCP is to be Installed from Str. S-13 to Str. S-11. Drainage Str. S-13 was installed and the crew installed 2 EA pieces of 18" RCP and encountered a concrete mass believed to a duct bank (approximately 4'-6') in width and 18" in thickness. Due to the elevation of the existing duct back, this will be in conflict with the 18" RCP. Per the Utility Coordination Plan/Drainage Cross Section this is not to be in conflict.

The contractor proposes to install a concrete collar and install a HDPE Pipe or equivalent underneath the existing conflict and collar back to RCP upon clearing the conflict. This will require additional time and cost.

Please advise if the above recommendation is acceptable and/or provide direction for a proposed method.

DEPARTMENT OF PUBLIC WORKS
Construction Engineering & Management

SUBMITTED BY: J. Scott Davis
Contractor's Representative

REQUEST REPLY BY: Friday 9/28/18

REPLY: We take no exceptions to installing an 18" or equivalent HDPE pipe underneath the existing concrete encased electric lines. The use of 18" RCP shall be resumed once this utility crossing is complete. The connection between the dissimilar types of pipes shall be made with a concrete jacket per FDOT Index 280.

REPLY BY: Matthew Bolyard, PE
Owner's Representative

DATE: 9-27-18

This reply does not necessarily constitute an increase in contract value or time. Any Change in contract value or time will require supplemental information submitted by the contractor for review and approval. Attach details/sketches as needed and number/date each sheet

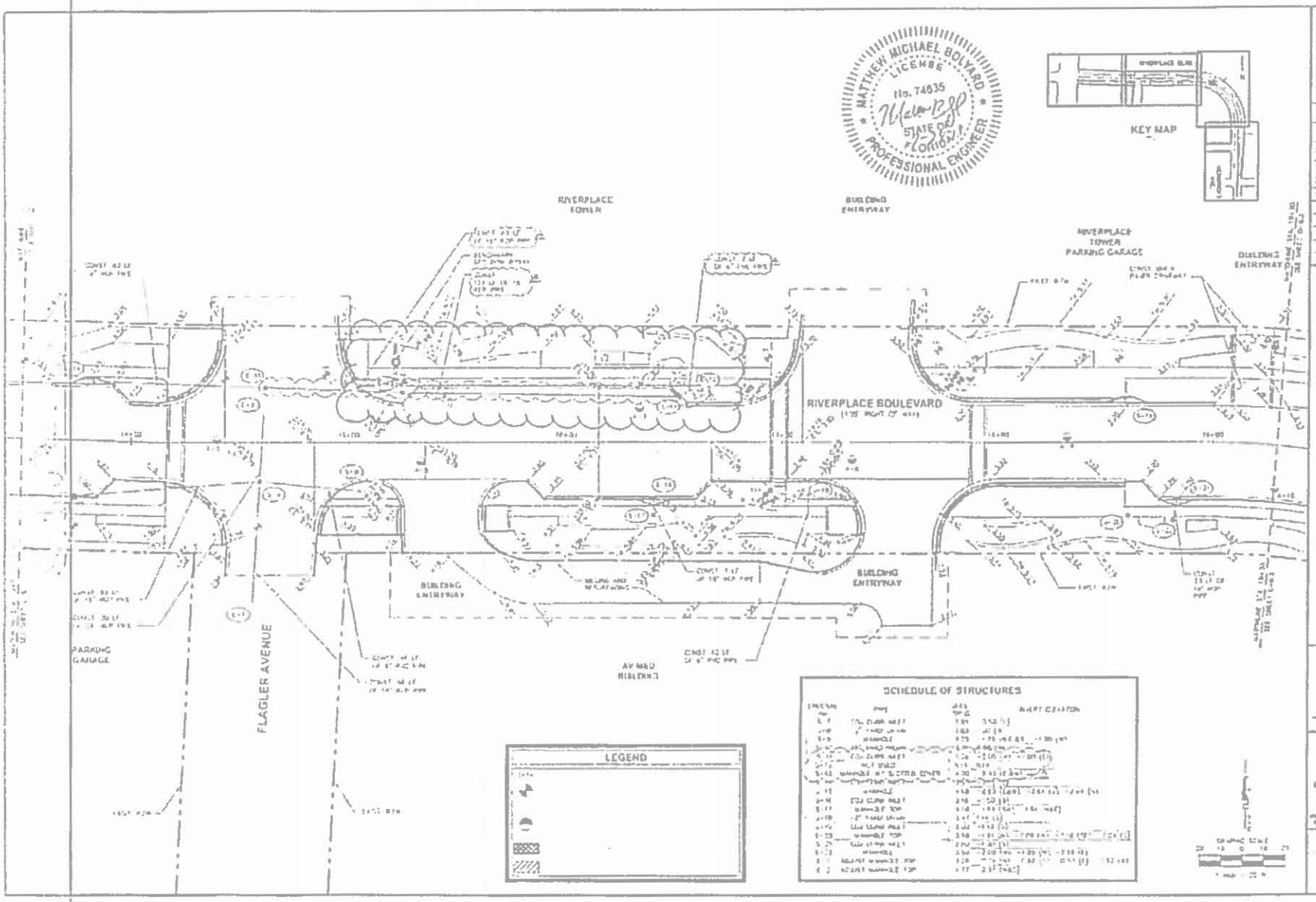

PAVING & DRAINAGE PLAN

RIVERPLACE BOULEVARD
JACKSONVILLE, FLORIDA

C-8.2

MATTHEW MICHAEL BOLYARD
LICENSE
No. 74535
STATE OF
FLORIDA
PROFESSIONAL ENGINEER

NOTE 1:
ALL BOXES SHALL BE REPLACED WITH TRAFFIC LOAD RATED LIDS

UTILITY COORDINATION PLAN

RIVERPLACE BOULEVARD
JACKSONVILLE, FLORIDA

U-5





Table 2-1. HOURLY EQUIPMENT OWNERSHIP AND OPERATING EXPENSE

REGION 3				ENGINE HORSEPOWER AND FUEL TYPE		VALUE (TEV)	TOTAL HOURLY RATES ($/HR)		ADJUSTABLE ELEMENTS			
CAT	ID.NO.	MODEL	EQUIPMENT DESCRIPTION	MAIN	CARRIER	2013 ($)	AVERAGE	STANDBY	DEPR	FCCM	FUEL	CWT
			NO SPECIFIC MANUFACTURER									
	T50XX001	4X2 1/2 TON CONV GAS	TRUCK, HIGHWAY, CONVENTIONAL, 1/2 TON PICKUP, 4X2	385 HP G		$26,293	17.09	1.45	2.56	0.17	10.89	43
	T50XX002	4X2 3/4 TON CONV GAS	TRUCK, HIGHWAY, CONVENTIONAL, 3/4 TON PICKUP, 4X2	385 HP G		$29,901	17.79	1.67	2.93	0.20	10.89	60
	T50XX003	4X2 1 TON CONV GAS	TRUCK, HIGHWAY, CONVENTIONAL, 1 TON PICKUP, 4X2	385 HP G		$30,956	17.99	1.73	3.03	0.21	10.89	66
	T50XX004	4X4 1/2 TON CONV GAS	TRUCK, HIGHWAY, CONVENTIONAL, 1/2 TON PICKUP, 4X4	385 HP G		$31,363	18.08	1.75	3.07	0.21	10.89	45
	T50XX005	4X4 3/4 TON CONV GAS	TRUCK, HIGHWAY, CONVENTIONAL, 3/4 TON PICKUP, 4X4	385 HP G		$32,767	18.34	1.83	3.21	0.22	10.89	64
	T50XX006	4X4 1 TON CONV GAS	TRUCK, HIGHWAY, CONVENTIONAL, 1 TON PICKUP, 4X4	385 HP G		$33,814	18.54	1.88	3.32	0.22	10.89	65
	T50XX007	4X2 1/2 TON CREW GAS	TRUCK, HIGHWAY, CREW, 1/2 TON PICKUP, 4X2	385 HP G		$33,263	18.42	1.85	3.26	0.22	10.89	47
	T50XX008	4X2 3/4 TON CREW GAS	TRUCK, HIGHWAY, CREW, 3/4 TON PICKUP, 4X2	385 HP G		$35,006	18.76	1.95	3.44	0.23	10.89	66
	T50XX009	4X2 1 TON CREW GAS	TRUCK, HIGHWAY, CREW, 1 TON PICKUP, 4X2	385 HP G		$34,826	18.72	1.94	3.42	0.23	10.89	66
	T50XX010	4X4 1/2 TON CREW GAS	TRUCK, HIGHWAY, CREW, 1/2 TON PICKUP, 4X4	385 HP G		$37,160	19.22	2.06	3.62	0.25	10.89	50
	T50XX011	4X4 3/4 TON CREW GAS	TRUCK, HIGHWAY, CREW, 3/4 TON PICKUP, 4X4	385 HP G		$37,406	19.23	2.09	3.68	0.25	10.89	70
	T50XX012	4X4 1 TON CREW GAS	TRUCK, HIGHWAY, CREW, 1 TON PICKUP, 4X4	385 HP G		$38,194	19.37	2.13	3.75	0.25	10.89	70
	T50XX014	4X2 3/4 TON CONV DSL	TRUCK, HIGHWAY, CONVENTIONAL, 3/4 TON PICKUP, 4X2	440 HP D-on		$39,012	16.18	2.18	3.84	0.26	7.98	66

Table 2-1. HOURLY EQUIPMENT OWNERSHIP AND OPERATING EXPENSE

CAT	REGION 3 ID.NO.	MODEL	EQUIPMENT DESCRIPTION	ENGINE HORSEPOWER AND FUEL TYPE MAIN	CARRIER	VALUE (TEV) 2013 ($)	TOTAL HOURLY RATES ($/HR) AVERAGE	STANDBY	ADJUSTABLE ELEMENTS DEPR	FCCM	FUEL	CWT
	SUBCATEGORY 0.12		OVER 40,000 LBS THRU 100,000 LBS									
			CATERPILLAR INC. (MACHINE DIVISION)									
	H25CA001	336F L	HYDRAULIC EXCAVATOR CRAWLER, 80,500 LBS 3 15 CY BUCKET, 26' 10" MAX DIGGING DEPTH	303 HP D-off		$405,728	75.64	15.36	25.36	2 68	19.82	805
	H25CA040	316E	HYDRAULIC EXCAVATOR, CRAWLER, 40,600 LBS, 1 00 CY BUCKET, 22 50' MAX DIGGING DEPTH	113 HP D-off		$272,942	44 14	10.33	17.05	1 80	7 39	410
	H25CA022	320E L	HYDRAULIC EXCAVATOR CRAWLER, 47,400 LBS, 1.56 CY BUCKET, 25' MAX DIGGING DEPTH	153 HP D-off		$255,448	44 83	9 68	15 97	1.69	10 01	474
	H25CA023	320DL	HYDRAULIC EXCAVATOR, CRAWLER, 49 000 LBS, 0 80 CY BUCKET, 39.0' MAX D GGING DEPTH, LONG REACH BOOM	128 HP D-off		$340,690	54 12	12.90	21.29	2.25	8.37	536
			KOBELCO AMERICA INC.									
	H25KC028	SK260 LC	HYDRAULIC EXCAVATOR, CRAWLER, 56,890 LBS 1 31 CY BUCKET, 23' MAX DIGGING DEPTH	176 HP D-off		$261,151	47.26	9 88	16 32	1 72	11 51	568
	H25KC029	SK260 LC LR	HYDRAULIC EXCAVATOR, CRAWLER, 56,890 LBS, 1 57 CY BUCKET, 25' MAX DIGGING DEPTH, LONG REACH BOOM	176 HP D-off		$349,336	58.81	13.22	21 83	2 30	11 51	568
	H25KC030	SK350LC	HYDRAULIC EXCAVATOR, CRAWLER, 80,900 LBS, 2 09 CY BUCKET, 27'7" MAX DIGGING DEPTH	238 HP D-off		$353 703	64 00	13 39	22.11	2.33	15 57	809
	H25KC019	SK210 LC	HYDRAULIC EXCAVATOR, CRAWLER, 48,000 LBS 1 13 CY BUCKET, 22.00' MAX DIGGING DEPTH	143 HP D-off		$212,556	38 44	8 04	13.28	1 40	9 35	480

Table 2-1. HOURLY EQUIPMENT OWNERSHIP AND OPERATING EXPENSE

REGION 3				ENGINE HORSEPOWER AND FUEL TYPE		VALUE (TEV)	TOTAL HOURLY RATES ($/HR)		ADJUSTABLE ELEMENTS			
CAT	ID.NO.	MODEL	EQUIPMENT DESCRIPTION	MAIN	CARRIER	2013 ($)	AVERAGE	STANDBY	DEPR	FCCM	FUEL	CWT
L40			*CATERPILLAR INC. (MACHINE DIVISION) (continued)*									
	L40CA034	908H2	LOADER, FRONT END, WHEEL, 1.40 CY BUCKET, ARTICULATED, 4X4	69 HP D-off		$116,567	23.80	5.36	9.13	0.79	4.51	143
	L40CA019	914G2	LOADER, FRONT END, WHEEL, 1.80 CY BUCKET, ARTICULATED, 4X4	95 HP D-off		$121,111	27.11	5.55	9.45	0.82	6.21	175
	L40CA022	924Hz	LOADER, FRONT END, WHEEL, 2.20 CY BUCKET, ARTICULATED, 4X4	128 HP D-off		$168,506	36.95	7.78	13.29	1.13	8.37	242
	L40CA040	930K	LOADER, FRONT END, WHEEL, 3.0 CY BUCKET, ARTICULATED, 4X4	154 HP D-off		$231,600	49.54	10.64	18.16	1.56	10.07	305
	L40CA023	938K	LOADER, FRONT END, WHEEL, 3.50 CY BUCKET, ARTICULATED, 4X4	169 HP D-off		$255,937	54.45	11.79	20.14	1.72	11.05	351
	L40CA024	950K	LOADER, FRONT END, WHEEL, 4.25 CY BUCKET, ARTICULATED, 4X4	211 HP D-off		$340,336	74.59	15.16	25.78	2.29	13.80	428
	L40CA025	962K	LOADER, FRONT END, WHEEL, 4.50 CY BUCKET, ARTICULATED, 4X4	245 HP D-off		$336,637	76.47	15.01	25.48	2.27	16.03	451
			CASE CORPORATION									
	L40CS012	621F	LOADER, FRONT END, WHEEL, 4.5 CY BUCKET, ARTICULATED, 4X4	156 HP D-off		$272,617	56.80	12.49	21.29	1.84	10.20	267
	L40CS013	721F	LOADER, FRONT END, WHEEL, 5.5 CY BUCKET, ARTICULATED, 4X4	176 HP D-off		$301,837	62.84	13.86	23.66	2.03	11.51	315
	L40CS014	821F	LOADER, FRONT END, WHEEL, 4.5 CY BUCKET, ARTICULATED, 4X4	208 HP D-off		$378,809	80.45	17.00	28.90	2.55	13.61	389
			KOMATSU AMERICA INTERNATIONAL COMPANY									
	L40KM003	WA200-7	LOADER, FRONT END, WHEEL, 3.10 CY BUCKET, ARTICULATED, 4X4	126 HP D-off		$196,041	41.91	8.96	15.28	1.32	8.24	263

Table 2-1. HOURLY EQUIPMENT OWNERSHIP AND OPERATING EXPENSE

CAT	ID.NO.	MODEL	REGION 3 EQUIPMENT DESCRIPTION	ENGINE HORSEPOWER AND FUEL TYPE MAIN	CARRIER	VALUE (TEV) 2013 ($)	TOTAL HOURLY RATES ($/HR) AVERAGE	STANDBY	ADJUSTABLE ELEMENTS DEPR	FCCM	FUEL	CWT
L40			*CATERPILLAR INC. (MACHINE DIVISION) (continued)*									
	L40CA012	IT38H	LOADER, WHEEL, INTEGRATED TOOL CARRIER, 2 50 CY LOADER, 10,640 LB @ 12 58' HIGH FORK LIFT, OR 3,195 LB @ 23.25' HIGH, MATERIAL HANDLING ARM	145 HP D-off		$226,980	49.36	9.66	16.27	1.52	9.48	279
L50	**LOADERS / BACKHOE, WHEEL TYPE**											
	SUBCATEGORY 0.00		LOADERS / BACKHOE, WHEEL TYPE									
			CATERPILLAR INC. (MACHINE DIVISION)									
	L50CA001	416F	LOADER / BACKHOE, WHEEL, 1 00 CY FRONT END BUCKET, 24" DIP, 6.2 CF, 14.5' DIGGING DEPTH 4X2	87 HP D-off		$93 634	21.21	3 97	6 68	0 63	4.41	162
	L50CA002	420F	LOADER/BACKHOE, WHEEL, 1.5 CY FRONT END BUCKET, 8 5 CF BACKHOE BUCKET, 14' 4" DIGGING DEPTH 4X4	93 HP D-off		$138,332	28 64	5 88	9 91	0 92	4 71	154
	L50CA005	450F	LOADER / BACKHOE, WHEEL, 1 75 CY FRONT END BUCKET 9 5 CF, 17.2' DIGGING DEPTH, 4X2	127 HP D-off		$201,566	40 68	8 78	14.65	1.35	6.43	241
			CASE CORPORATION									
	L50CS007	580 SUPER N	LOADER / BACKHOE, WHEEL, 1 29 CY FRONT END BUCKET, 12.7 CF BACKHOE BUCKET, 14.5' MAX DIGGING DEPTH, 4X4	97 HP D-off		$173,662	34.34	7.50	12 67	1.16	4.91	173
	L50CS008	590 SUPER N	LOADER / BACKHOE, WHEEL, 1 50 CY FRONT END BUCKET 12.7 CF BACKHOE BUCKET, 15 5' MAX DIGGING DEPTH 4X4	110 HP D-off		$196,413	38.99	8.41	14.20	1.31	5.57	205

RIVERPLACE BOULEVARD - BICYCLE AND PEDESTRIAN IMPROVEMENTS

CHANGE ORDER REQUEST #4
CONTRACT # 10181-02

BAKER Design Build

Remove Existing Concrete:	UNIT	QTY	UNIT COST	TOTAL
Sawcut/Demo - Remove Existing Concrete Slab	LS	1	$ 1,800.00	$ 1,800.00

SUB TOTAL:			$ 1,800.00
10% PRIME CONTRACTOR MARK UP	EA	1	$ 180.00
TOTAL COST OF CHANGE ORDER	EA	1	$ 1,980.00

DESCRIPTION OF CHANGE:
Provide all equipment, labor and materials to complete the demo of the existing unforeseen condition (slab) within the limits of the proposed irrigation line per Plan Sheet IR-1.1.

AdsRe Contracting Inc.
P.O. Box 121168
Atlantic Beach, FL 32233
(904)716-8924

[illegible]	[illegible]	Estimate	Room Plus + Shed Change Order
Proj. No.		Date	9/17/2018
Customer	Bob or Design Build	Submitted to	Scott Davis
W/O#		Phone #	(904)246-8738
PO#		Fax #	
Job Name	[illegible]	Address	[illegible]
City, State	[illegible], FL	Email	adsre.info@gmail.com
		Phone #	(904)716-8924

Attn: [illegible]

Adsre - [illegible] Inc. is submitting the following pricing for the scope of work to be completed

" [illegible] - A "

Item #	Description	Qty	Unit	Unit Price	Total
	Change Order				
1	[illegible]	1	LS		$ 1,[illegible]
	Total [illegible] and Signature of Customer [illegible]				
				TOTAL	$ 1,[illegible]

Scope of work to be completed:
Installation of permanent and [illegible] structure adjacent to the present [illegible]
Tear out and [illegible] existing [illegible] to remove the [illegible] and return to [illegible]
Haul off all unwanted debris

Adsre Contracting Inc. responsibility:
Provide adequate permanent and supplement to [illegible] present [illegible] safety [illegible]
Provide all necessary insurance [illegible] to Contract [illegible]
Provide the standard one year warranty from date of completion

Exclusions:
Landscaping & [illegible]
Grading, sod and or seeding of any kind.
Underground [illegible] and unsuitable material removal and replace
Items not listed in quote due to [illegible] through [illegible]

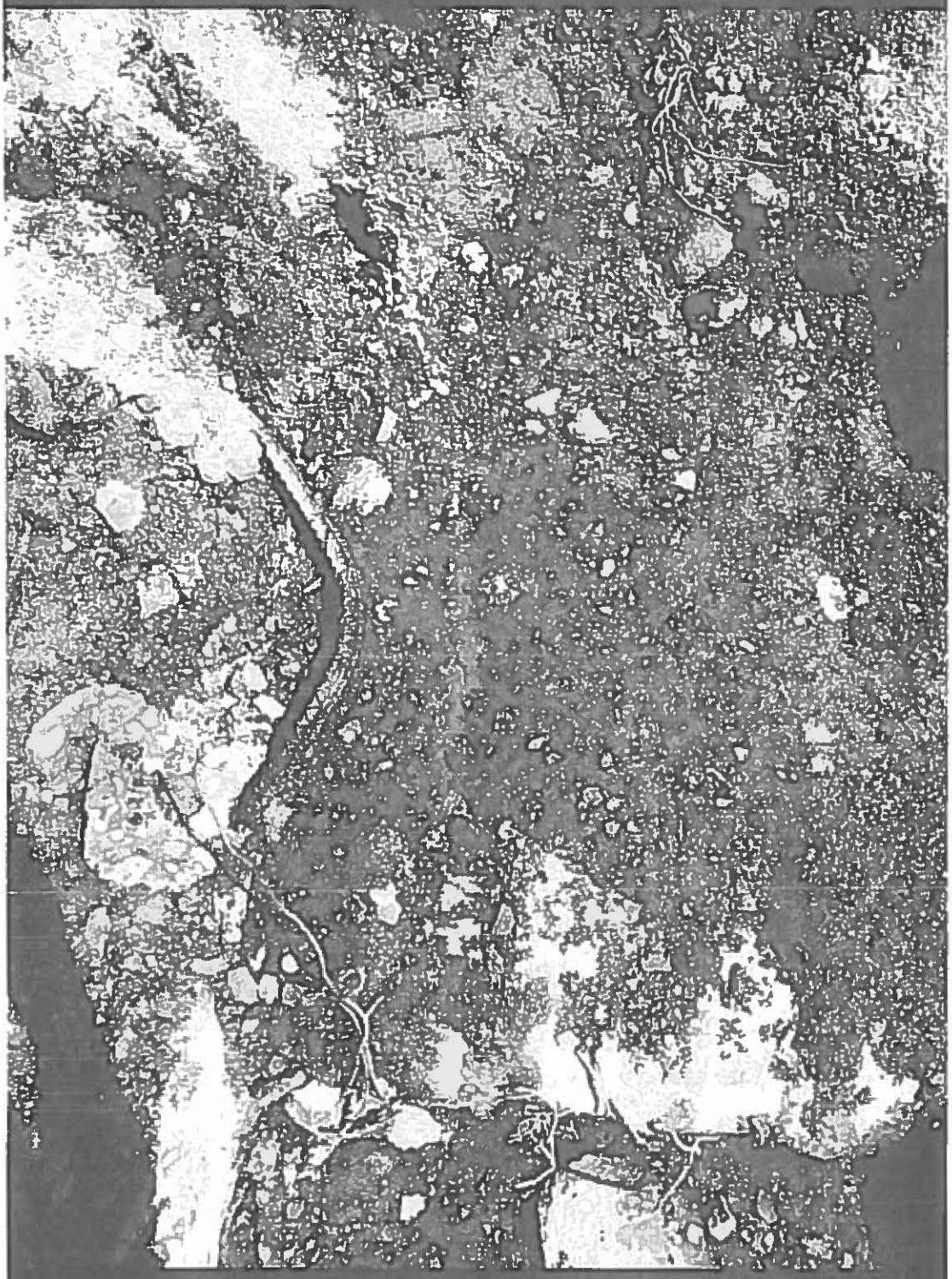



CAT

RIVERPLACE BOULEVARD - BICYCLE AND PEDESTRIAN IMPROVEMENTS

CHANGE ORDER REQUEST #6
CONTRACT # 10181-02

BAKER
Design Build

Str. S-3 - Unforeseen Conditions	UNIT	QTY	UNIT COST	TOTAL
Str. S-3 Buried Debris				
Excavatation/Installation (Labor)				
Daniel Bell		8 HRS	$ 53.13	$ 425.04
Overtime Rate		0 HRS	$ 53.13	$ -
Celerino Galvan		8 HRS	$ 37.50	$ 300.00
Overtime Rate		0 HRS	$ 37.50	$ -
James Atchison		8 HRS	$ 12.00	$ 96.00
Overtime Rate		0 HRS	$ 18.00	$ -
Alexis Galvan		8 HRS	$ 18.50	$ 148.00
Overtime Rate		0 HRS	$ 27.75	$ -
Christopher Giles		8 HRS	$ 18.00	$ 144.00
Overtime Rate		0 HRS	$ 27.00	$ -
William Taylor		8 HRS	$ 29.50	$ 236.00
Overtime Rate		0 HRS	$ 44.25	$ -
Adrian Arguello		8 HRS	$ 20.00	$ 160.00
Overtime Rate		0 HRS	$ 30.00	$ -
Sirquiney Bryson		8 HRS	$ 12.50	$ 100.00
Overtime Rate		0 HRS	$ 18.75	$ -
Roma Davis		8 HRS	$ 12.00	$ 96.00
Overtime Rate		0 HRS	$ 18.00	$ -
Insurance/Burden Rate (30)%				$ 511.51
Excavatation/Installation (Equipment)				
CAT 420 F (Rubber Tire Backhoe)		8 HRS	$ 50.06	$ 400.48
Volvo 245 (Excavator)		0 HRS	$ 82.18	$ -
Kawasaki 65Z (Loader)		0 HRS	$ 90.11	$ -
Takechi TB290 (Rental)		8 HRS	$ 62.97	$ 503.76
Crew Truck (3)		8 HRS	$ 94.95	$ 759.60
Freightliner Dump Truck		0 HRS	$ 90.60	$ -
MITM Water Tank		0 HRS	$ 9.08	$ -
Concrete Cutting Saw		0 HRS	$ 11.27	$ -
Fuel (Off - Road)		1 DAY	$ 206.00	$ 206.00
Fuel (On - Road)		1 DAY	$ 187.00	$ 187.00
Excavatation/Investigation (Dewatering Equipment)				
Well Point System ($3200/LS per month = 3 weeks)		0 HRS	$ 26.67	$ -
Pipe Plugs ($800/LS per month)		0 HRS	$ 6.67	$ -
SUB TOTAL:				$ 4,273.39
15% SUB CONTRACTOR MARK UP				$ 641.01
10% PRIME CONTRACTOR MARK UP				$ 427.34
SUB TOTAL:				$ 5,341.74
Project Manager		4 HRS	$ 79.00	$ 316.00
Superintendent		8 HRS	$ 79.00	$ 632.00
TOTAL COST OF CHANGE ORDER	EA	1		$ 6,289.74

DESCRIPTION OF CHANGE

Provide all equipment and labor to complete the excavtion and removal of the existing debris n conflict with the proposed Str. S 3. A field meeting was held between Baker Design/CoJ/Alfsite/CSI Geo to view the existing conditions and establish a resolution. Attached is the email notification and photo of the debris encountered at the location. Contractor is requesting 1 full day to be added to the contract time.

CITY OF JACKSONVILLE
CONTRACTOR'S DAILY REPORT

Contractor: Baker Design Date: 9-20-18 Thurs

Super: Dustin Trent Weather: Sunny

Jobsite: Riverplace Blvd. Temp: am 74 pm 99

Job Safety:

Deficiencies/Delays: We encontered conflicts with the installation of structure 5-3. We uncovered old Road, Duct Banks, Brick structures and a 4" PVC with unidentified utilities in it.

Comments:

Subcontractors / vendors on site: Allsite

Construction equipment on site: mini X, Backhoe, Trackhoe, Dumotruck, skidsteer,

Additional space provided on back

Superintendent	1
Office	
Carpenter	
Electric Mason	
Precast	
Finisher	
Tile	
Plumber	
Paint	
Scaff	
Allsite	7
Iron	
Duct	
Reinforcement	
Fireproof	
Misc	
Steel	
Operations	
Survey	
Labor	-
TOTAL	8

Work in Progress:

Allsite - Excavate and install structure 5-3.
Demo and Remove unforseen concrete, Brick structures, Relocate
4" PVC that is in the way of RCP Run to 5-6

Inspector Comments:

Contractor

Inspector

Scott Davis

From:	Scott Davis
Sent:	Thursday, September 20, 2018 11:27 AM
To:	Karle Maye; Jonathan Lanham
Cc:	Dustin Trent; Bobby Baker
Subject:	Riverplace Boulevard - Str. S-3 Concrete Mass Conflict
Attachments:	Str. S-3 Concrete Mass 1.pdf

Karle,

Upon excavating for the installation of the 18" RCP from Str. S-3 to S-6 the contractor encountered an abandoned duct bank/piping and concrete mass upon excavating to install the RCP. Additional equipment, labor and materials will be required to remove the existing concrete mass. Upon attempting to remove the concrete, additional concrete/pipe/abandoned duct bank was discovered the further the excavation was completed. We have abandoned the operation until meeting with City officials to determine the next course of action. Pipe installation has been delayed until the existing unforeseen condition has been removed. Baker Design will be requesting a half day be added to the contract time for the delay caused by the unforeseen condition halting the installation of the 18" RCP. Depending upon the extent of unforeseen condition required to be removed for the RCP installation, additional time may be requested.

The additional time request will be included with the monthly pay estimate for your use.

Please let me know if you have any questions or need anything additional at this time.

Thanks,

Scott Davis | Project Manager
Baker Design Build

We are now Baker Design Build. Please note my new email address.

d 904-559-2663 | c 912-282-0617 | f 904-559-2678
219 N. Newnan Street, 2nd Floor
Jacksonville, FL 32202
www.bakerdesign.build

CA32489 | CGC1511401 | WOSB | EDWOSB | WBE | MBE | SDVOSB* | 8(a)* | HUBZONE*
**Affiliate/Joint Venture*

The information and any attachments contained in this email are confidential and may be subject to copyright or other intellectual property protection. Any review, use, copy, distribution or disclosure by any other party for any use is strictly prohibited. All CADD files and other documents are the property of Baker Design Build and as such are subject to change. It is the responsibility of the recipient to request updates when necessary. Baker Design Build assumes no responsibility for data generated from this file which is not illustrated on the signed and sealed Baker Design Build documents. If you are not the intended recipient, you are not authorized to use or disclose this information, and we request that you notify us by reply mail or telephone and delete the original message from your mail system.





RIVERPLACE BOULEVARD - BICYCLE AND PEDESTRIAN IMPROVEMENTS

CHANGE ORDER REQUEST #11 - City of Jacksonville
CONTRACT # 10181-02

BAKER Design Build

Str. S-34 to S-35 Differing Existing Conditions	UNIT	QTY	UNIT COST	TOTAL
Str. S-34 to S-35 (Labor)				
Daniel Bell	8 HRS		$ 53.13	$ 425.04
Overtime Rate	0 HRS		$ 53.13	$ -
Celerino Galvan	8 HRS		$ 37.50	$ 300.00
Overtime Rate	0 HRS		$ 37.50	$ -
James Atchison	0 HRS		$ 12.00	$ -
Overtime Rate	0 HRS		$ 18.00	$ -
Alexis Galvan	8 HRS		$ 18.50	$ 148.00
Overtime Rate	0 HRS		$ 27.75	$ -
Christopher Giles	0 HRS		$ 18.00	$ -
Overtime Rate	0 HRS		$ 27.00	$ -
William Taylor	8 HRS		$ 29.50	$ 236.00
Overtime Rate	0 HRS		$ 44.25	$ -
Adrian Arguello	8 HRS		$ 20.00	$ 160.00
Overtime Rate	0 HRS		$ 30.00	$ -
Sirquiney Bryson	8 HRS		$ 12.50	$ 100.00
Overtime Rate	0 HRS		$ 18.75	$ -
Roma Davis	0 HRS		$ 12.00	$ -
Overtime Rate	0 HRS		$ 18.00	$ -
Insurance/Burden Rate (30)%				$ 410.71
Excavation/Installation (Equipment)				
CAT 420 F (Rubber Tire Backhoe)	0 HRS		$ 50.06	$ -
Volvo 245 (Excavator)	8 HRS		$ 82.18	$ 657.44
Kawasaki 65Z (Loader)	8 HRS		$ 90.11	$ 720.88
Takechi TB290 (Rental)	0 HRS		$ 62.97	$ -
Crew Truck (2)	8 HRS		$ 63.30	$ 506.40
Freightliner Dump Truck	0 HRS		$ 90.60	$ -
MITM Water Tank	0 HRS		$ 9.08	$ -
Concrete Cutting Saw	0 HRS		$ 11.27	$ -
Fuel (Off - Road)	1 DAY		$ 206.00	$ 206.00
Fuel (On - Road)	1 DAY		$ 187.00	$ 187.00
Well Point System ($3200/LS per month = 3 weeks)	8 HRS		$ 26.67	$ 213.36
(Credit for leaving existing RCP)	1 LS		$ (1,835.00)	$ (1,835.00)
(Credit for leaving existing structures-curb inlets)	1 LS		$ (800.00)	$ (800.00)
Materials				
Slab Top and Accessories	2 EA		$ 638.77	$ 1,277.54
Doghouse Structures	2 EA		$ 1,850.00	$ 3,700.00
Misc. Materials (brick, mortor, bedding stone)	1 LS		$ 350.00	$ 350.00
SUB TOTAL:				$ 6,963.37
15% SUB CONTRACTOR MARK UP				$ 1,044.51
10% PRIME CONTRACTOR MARK UP				$ 696.34
SUB TOTAL:				$ 8,704.22
Project Manager	8 HRS		$ 79.00	$ 632.00
Superintendent	8 HRS		$ 79.00	$ 632.00
TOTAL COST OF CHANGE ORDER	EA	1		$ 9,968.22

DESCRIPTION OF CHANGE:

Per the Demolition Plan (Sheet C-5.4) the Storm Drain and Curb Inlets are to be removed across Wharfside Way. The Demo Plan shows the existing RCP to be 12", however the existing Storm Drain is a 36" RCP which extends from across Riverplace Boulevard from Alvarez Street to Wharfside Way, then northward toward The Peninsula. The Paving and Drainage Plan (Sheet C-8.4) specifies to install 50 LF of 18" RCP across Wharfside Way and to install a new Manhole Top at Str. S-35A with new 18" RCP. To alleviate reducing the storm drain from a 36" RCP (existing) to a proposed 18", and back to 36" RCP, the contractor proposes to retain the 36" RCP with the existing curb inlets at Wharfside Way. The existing curb inlet tops would be removed and replaced with poured top slabs. New precast Doghouse Curb Inlets would be installed overtop of the existing 36" RCP at the proposed locations per the Paving and Drainage Plan (Sheet C-8.4). The contractor is requesting 1 day to be added to the contract time.

DEPARTMENT OF PUBLIC WORKS
Construction Engineering & Management

REQUEST FOR INFORMATION (RFI)

PROJECT: Riverplace Boulevard – Bicycle and Pedestrian Improvements

DATE: 10/29/18

RFI # 25

CONTRACTOR: Baker Design Build

SPEC REF:

CONTRACT/P.O. #: 10181-02

DWG REF: C-8.4, C-5.4

RFI DESCRIPTION: Per the Demolition Plan (Sheet C-5.4) the Storm Drain and Curb Inlets are to be removed across Wharfside Way. The Demo Plan shows the existing RCP to be 12", however, the existing Storm Drain is a 36" RCP which extends from the across Riverplace Boulevard from Alvarez Street to Wharfside Way, then northward toward The Peninsula.

The Paving and Drainage Plan (Sheet C-8.4) specifies to install 50 LF of 18" RCP across Wharfside Way and to install a new Manhole Top at Str. S-35A with new 18" RCP.

To alleviate reducing the storm drain from a 36" RCP (existing), to a proposed 18", and back to 36" RCP, the Contractor proposes to retain the 36" RCP with the existing curb inlets at Wharfside Way. The existing curb inlet tops would be removed and replaced with poured top slabs. New precast Doghouse Curb Inlets would be installed overtop of the existing 36" RCP at the proposed locations per the Paving and Drainage Plan (Sheet C-8.4).

Attached are the Demo/Paving and Drainage Plan Sheets marked to show the existing field conditions and proposed plan.

Please provide direction and/or advise if the above proposed plan is acceptable. Additional time and cost will be associated with the above proposed repair.

DEPARTMENT OF PUBLIC WORKS
Construction Engineering & Management

SUBMITTED BY: J. Scott Davis
Contractor's Representative

REQUEST REPLY BY: Tuesday 10/30/18

REPLY: We take no exceptions to keeping the existing 36" pipe which crosses Wharfside Way and the existing 36" pipe which crosses Riverplace Blvd. The two existing inlets on the radii of Wharfside Way should have top slabs placed over them and then covered to minimize the amount of manholes on the surface of the project. The two new inlets (S-34 and S-35) on the radii of Wharfside Way will still need to be installed. Both of these inlets have already been delivered to the project site. The contractor and CEI shall coordinate to see if it is more cost effective and possible to cut these existing structures to accommodate the larger pipes and brick up the unnecessary holes or to pre-cast two new doghouse saddle structures to place over the existing 36" pipe.

REPLY BY: Matthew Bolyard, PE DATE: 10/31/18
Owner's Representative

This reply does not necessarily constitute an increase in contract value or time. Any Change in contract value or time will require supplemental information submitted by the contractor for review and approval. Attach details/sketches as needed and number/date each sheet

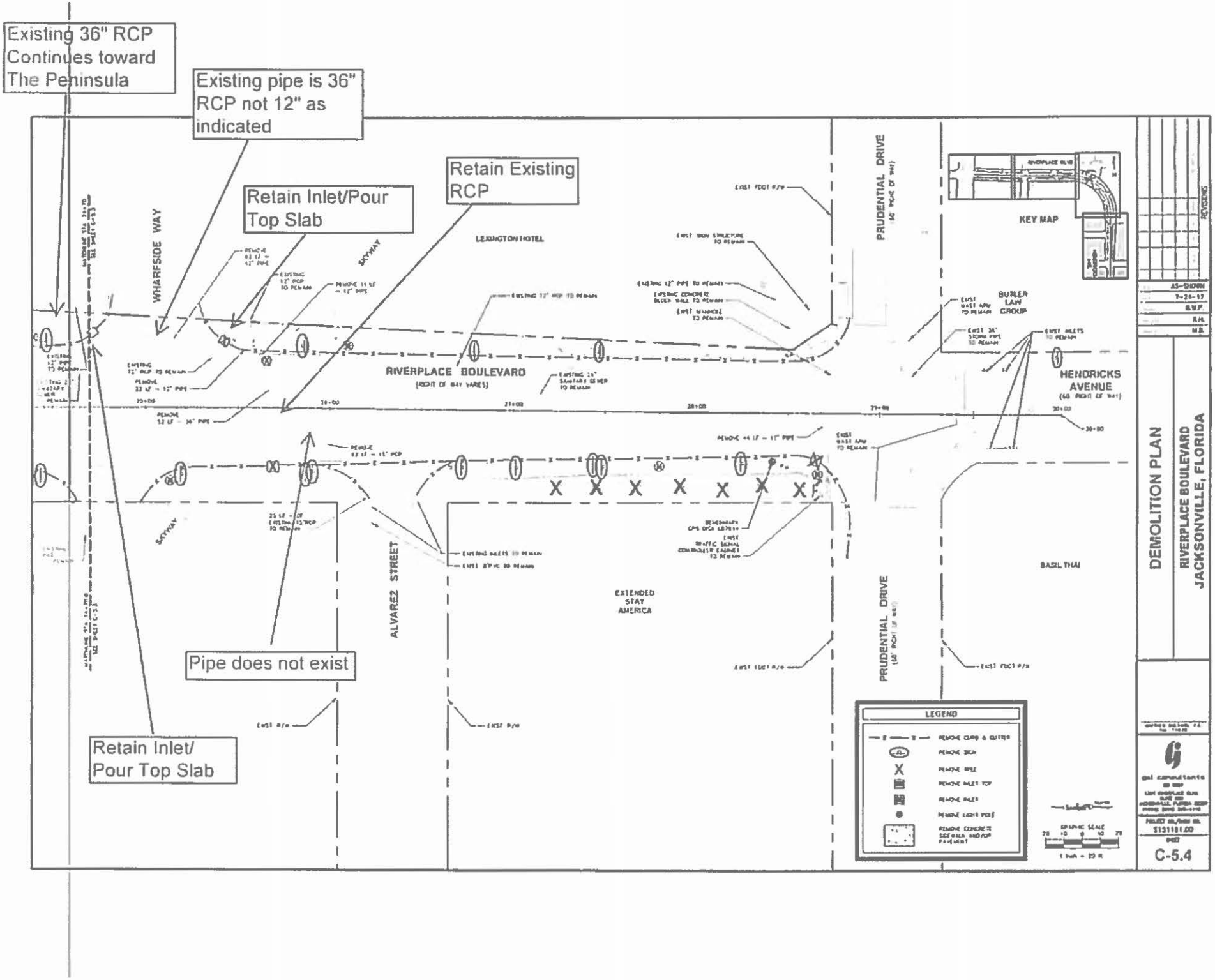
Existing 36" RCP Continues toward The Peninsula
Existing pipe is 36" RCP not 12" as indicated
Retain Inlet/Pour Top Slab
Retain Existing RCP
Pipe does not exist
Retain Inlet/ Pour Top Slab
WHARFSIDE WAY
LEXINGTON HOTEL
RIVERPLACE BOULEVARD
ALVAREZ STREET
EXTENDED STAY AMERICA
PRUDENTIAL DRIVE
BUTLER LAW GROUP
HENDRICKS AVENUE
BASIL THAI
KEY MAP
LEGEND
DEMOLITION PLAN
RIVERPLACE BOULEVARD
JACKSONVILLE, FLORIDA
C-5.4

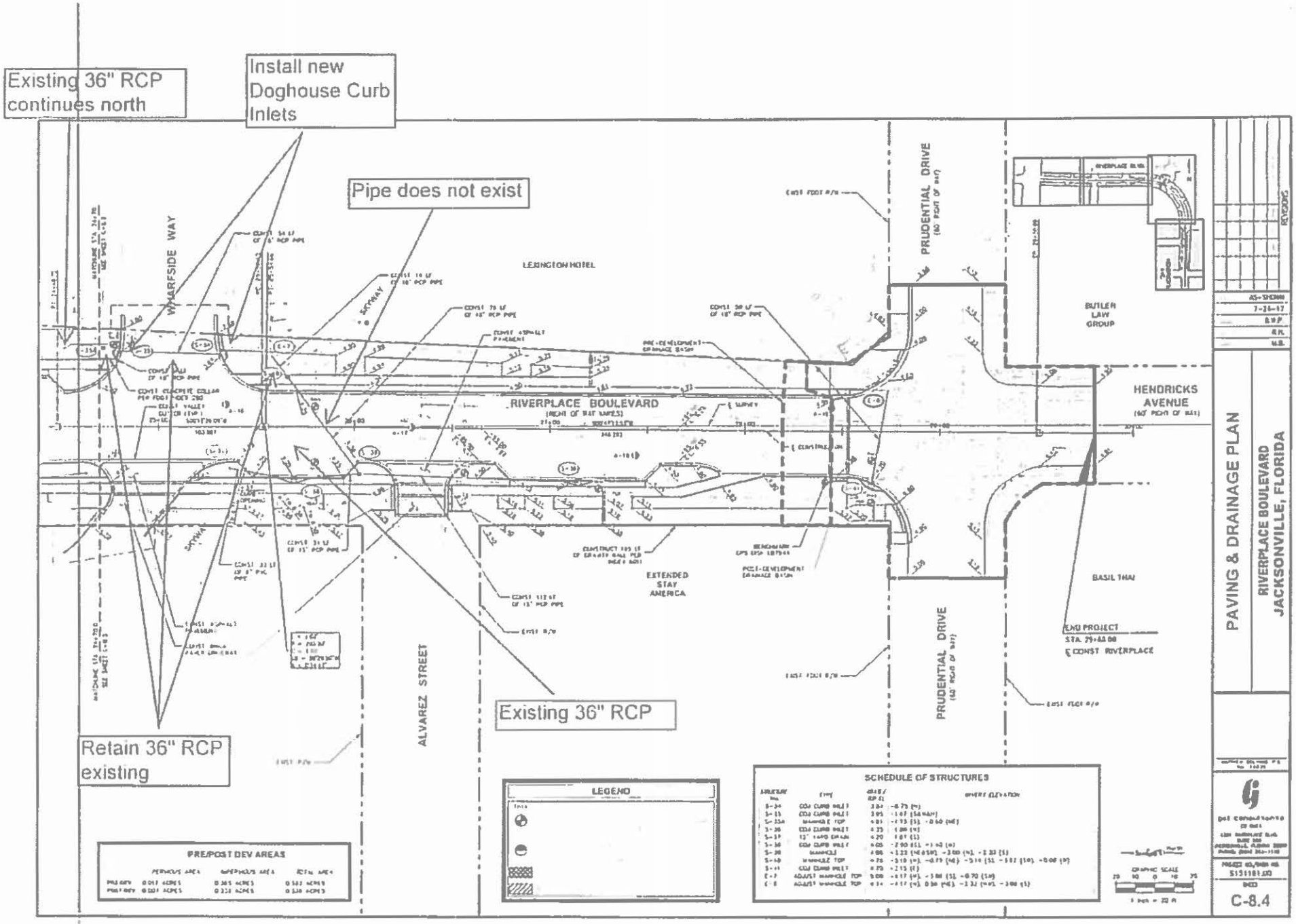
Existing 36" RCP continues north
Install new Doghouse Curb Inlets
Pipe does not exist
Retain 36" RCP existing
Existing 36" RCP
WHARFSIDE WAY
LEXINGTON HOTEL
RIVERPLACE BOULEVARD
PRUDENTIAL DRIVE
BUTLER LAW GROUP
HENDRICKS AVENUE
EXTENDED STAY AMERICA
BASIL THAI
ALVAREZ STREET
EXO PROJECT
STA. 29+63.00
℄ CONST RIVERPLACE
PAVING & DRAINAGE PLAN
RIVERPLACE BOULEVARD
JACKSONVILLE, FLORIDA
C-8.4
LEGEND
SCHEDULE OF STRUCTURES
PRE/POST DEV AREAS

Table 2-1. HOURLY EQUIPMENT OWNERSHIP AND OPERATING EXPENSE

REGION 3				ENGINE HORSEPOWER AND FUEL TYPE		VALUE (TEV)	TOTAL HOURLY RATES ($/HR)		ADJUSTABLE ELEMENTS			
CAT	ID.NO.	MODEL	EQUIPMENT DESCRIPTION	MAIN	CARRIER	2013 ($)	AVERAGE	STANDBY	DEPR	FCCM	FUEL	CWT
			NO SPECIFIC MANUFACTURER									
	T50XX001	4X2 1/2 TON CONV GAS	TRUCK, HIGHWAY, CONVENTIONAL, 1/2 TON PICKUP, 4X2	385 HP G		$26,293	17.09	1.45	2.56	0.17	10.89	43
	T50XX002	4X2 3/4 TON CONV GAS	TRUCK, HIGHWAY, CONVENTIONAL, 3/4 TON PICKUP, 4X2	385 HP G		$29,901	17.79	1.67	2.93	0.20	10.89	60
	T50XX003	4X2 1 TON CONV GAS	TRUCK, HIGHWAY, CONVENTIONAL, 1 TON PICKUP, 4X2	385 HP G		$30,956	17.99	1.73	3.03	0.21	10.89	66
	T50XX004	4X4 1/2 TON CONV GAS	TRUCK, HIGHWAY, CONVENTIONAL, 1/2 TON PICKUP, 4X4	385 HP G		$31,363	18.08	1.75	3.07	0.21	10.89	45
	T50XX005	4X4 3/4 TON CONV GAS	TRUCK, HIGHWAY, CONVENTIONAL, 3/4 TON PICKUP, 4X4	385 HP G		$32,767	18.34	1.83	3.21	0.22	10.89	64
	T50XX006	4X4 1 TON CONV GAS	TRUCK, HIGHWAY, CONVENTIONAL, 1 TON PICKUP, 4X4	385 HP G		$33,814	18.54	1.88	3.32	0.22	10.89	65
	T50XX007	4X2 1/2 TON CREW GAS	TRUCK, HIGHWAY, CREW, 1/2 TON PICKUP, 4X2	385 HP G		$33,263	18.42	1.85	3.26	0.22	10.89	47
	T50XX008	4X2 3/4 TON CREW GAS	TRUCK, HIGHWAY, CREW, 3/4 TON PICKUP, 4X2	385 HP G		$35,006	18.76	1.95	3.44	0.23	10.89	66
	T50XX009	4X2 1 TON CREW GAS	TRUCK, HIGHWAY, CREW, 1 TON PICKUP, 4X2	385 HP G		$34,826	18.72	1.94	3.42	0.23	10.89	66
	T50XX010	4X4 1/2 TON CREW GAS	TRUCK, HIGHWAY, CREW, 1/2 TON PICKUP, 4X4	385 HP G		$37,160	19.22	2.06	3.62	0.25	10.89	50
	T50XX011	4X4 3/4 TON CREW GAS	TRUCK, HIGHWAY, CREW, 3/4 TON PICKUP, 4X4	385 HP G		$37,406	19.23	2.09	3.68	0.25	10.89	70
	T50XX012	4X4 1 TON CREW GAS	TRUCK, HIGHWAY, CREW, 1 TON PICKUP, 4X4	385 HP G		$38,194	19.37	2.13	3.75	0.25	10.89	70
	T50XX014	4X2 3/4 TON CONV DSL	TRUCK, HIGHWAY, CONVENTIONAL, 3/4 TON PICKUP, 4X2	440 HP D-on		$39,012	16.18	2.18	3.84	0.26	7.98	66

Table 2-1. HOURLY EQUIPMENT OWNERSHIP AND OPERATING EXPENSE

REGION 3				ENGINE HORSEPOWER AND FUEL TYPE		VALUE (TEV)	TOTAL HOURLY RATES ($/HR)		ADJUSTABLE ELEMENTS			
CAT	ID.NO.	MODEL	EQUIPMENT DESCRIPTION	MAIN	CARRIER	2013 ($)	AVERAGE	STANDBY	DEPR	FCCM	FUEL	CWT
	SUBCATEGORY 0.12		OVER 40,000 LBS THRU 100,000 LBS									
			CATERPILLAR INC. (MACHINE DIVISION)									
	H25CA001	336F L	HYDRAULIC EXCAVATOR, CRAWLER, 80,500 LBS, 3.15 CY BUCKET, 26' 10" MAX DIGGING DEPTH	303 HP D-off		$405,728	75.64	15.36	25.36	2.68	19.82	805
	H25CA040	318E	HYDRAULIC EXCAVATOR, CRAWLER, 40,600 LBS, 1.00 CY BUCKET, 22.50' MAX DIGGING DEPTH	113 HP D-off		$272,942	44.14	10.33	17.06	1.80	7.39	410
	H25CA022	320E L	HYDRAULIC EXCAVATOR, CRAWLER, 47,400 LBS, 1.56 CY BUCKET, 25' MAX DIGGING DEPTH	153 HP D-off		$255,448	44.83	9.68	15.97	1.69	10.01	474
	H25CA023	320DL	HYDRAULIC EXCAVATOR, CRAWLER, 49,000 LBS, 0.80 CY BUCKET, 39.0' MAX DIGGING DEPTH, LONG REACH BOOM	128 HP D-off		$340,690	54.12	12.90	21.29	2.25	8.37	536
			KOBELCO AMERICA INC.									
	H25KC028	SK260 LC	HYDRAULIC EXCAVATOR, CRAWLER, 56,890 LBS, 1.31 CY BUCKET, 23' MAX DIGGING DEPTH	176 HP D-off		$261,151	47.26	9.88	16.32	1.72	11.51	568
	H25KC029	SK260 LC LR	HYDRAULIC EXCAVATOR, CRAWLER, 56,890 LBS, 1.57 CY BUCKET, 25' MAX DIGGING DEPTH, LONG REACH BOOM	176 HP D-off		$349,336	58.81	13.22	21.83	2.30	11.51	568
	H25KC030	SK350LC	HYDRAULIC EXCAVATOR, CRAWLER, 80,900 LBS, 2.09 CY BUCKET, 27'7" MAX DIGGING DEPTH	238 HP D-off		$353,703	64.00	13.39	22.11	2.33	15.57	809
	H25KC019	SK210 LC	HYDRAULIC EXCAVATOR, CRAWLER, 48,000 LBS, 1.13 CY BUCKET, 22.00' MAX DIGGING DEPTH	143 HP D-off		$212,556	38.44	8.04	13.28	1.40	9.35	480

Table 2-1. HOURLY EQUIPMENT OWNERSHIP AND OPERATING EXPENSE

CAT	ID.NO.	MODEL	REGION 3 EQUIPMENT DESCRIPTION	ENGINE HORSEPOWER AND FUEL TYPE MAIN	CARRIER	VALUE (TEV) 2013 ($)	TOTAL HOURLY RATES ($/HR) AVERAGE	STANDBY	ADJUSTABLE ELEMENTS DEPR	FCCM	FUEL	CWT
L40			*CATERPILLAR INC. (MACHINE DIVISION) (continued)*									
	L40CA034	908H2	LOADER, FRONT END, WHEEL, 1.40 CY BUCKET, ARTICULATED, 4X4	69 HP D-off		$116,567	23.80	5.36	9.13	0.79	4.51	143
	L40CA019	914G2	LOADER, FRONT END, WHEEL, 1.80 CY BUCKET, ARTICULATED, 4X4	95 HP D-off		$121,111	27.11	5.55	9.45	0.82	6.21	175
	L40CA022	924Hz	LOADER, FRONT END, WHEEL, 2.20 CY BUCKET, ARTICULATED, 4X4	128 HP D-off		$168,506	36.95	7.78	13.29	1.13	8.37	242
	L40CA040	930K	LOADER, FRONT END, WHEEL, 3.0 CY BUCKET, ARTICULATED, 4X4	154 HP D-off		$231,600	49.54	10.64	18.16	1.56	10.07	305
	L40CA023	938K	LOADER, FRONT END, WHEEL, 3.50 CY BUCKET, ARTICULATED, 4X4	169 HP D-off		$255,937	54.45	11.79	20.14	1.72	11.05	351
	L40CA024	950K	LOADER, FRONT END, WHEEL, 4.25 CY BUCKET, ARTICULATED, 4X4	211 HP D-off		$340,336	74.59	15.18	25.78	2.29	13.80	428
	L40CA025	962K	LOADER, FRONT END, WHEEL, 4.50 CY BUCKET ARTICULATED, 4X4	245 HP D-off		$336,637	76.47	15.01	25.48	2.27	16.03	451
			CASE CORPORATION									
	L40CS012	621F	LOADER, FRONT END, WHEEL, 4.5 CY BUCKET, ARTICULATED, 4X4	156 HP D-off		$272,617	56.80	12.49	21.29	1.84	10.20	267
	L40CS013	721F	LOADER, FRONT END, WHEEL, 5.5 CY BUCKET, ARTICULATED, 4X4	176 HP D-off		$301,837	62.84	13.86	23.66	2.03	11.51	315
	L40CS014	821F	LOADER, FRONT END, WHEEL, 4.5 CY BUCKET, ARTICULATED, 4X4	208 HP D-off		$378,809	80.45	17.00	28.90	2.55	13.61	389
			KOMATSU AMERICA INTERNATIONAL COMPANY									
	L40KM003	WA200-7	LOADER, FRONT END, WHEEL, 3.10 CY BUCKET, ARTICULATED, 4X4	126 HP D-off		$196,041	41.91	8.96	15.28	1.32	8.24	263

RIVERPLACE BOULEVARD - BICYCLE AND PEDESTRIAN IMPROVEMENTS

CHANGE ORDER REQUEST #12 - City of Jacksonville
CONTRACT # 10181-02

BAKER Design Build

Sta. 11+00 - Buried Debris Differing Existing Conditions - Tree Pit	UNIT	QTY	UNIT COST	TOTAL
Sta. 11+00 Tree Pit (Demo-Excavation) - (Labor)				
Excavate, Demo, Remove, Haul Off Buried Debris		1 LS	$ 2,800.00	$ 2,800.00
SUB TOTAL:				$ 2,800.00
15% SUB CONTRACTOR MARK UP				$ 420.00
10% PRIME CONTRACTOR MARK UP				$ 280.00
SUB TOTAL:				$ 3,500.00
Project Manager		8 HRS	$ 79.00	$ 632.00
Superintendent		8 HRS	$ 79.00	$ 632.00
TOTAL COST OF CHANGE ORDER	EA	1		$ 4,764.00

DESCRIPTION OF CHANGE:

Upon excavating the proposed tree pit area located at approximate Sta. 11+00 (LT), the crew encountered an abandoned bulkhead, concrete slab/footer, steel debris and conduit located within the limits of the tree pit/structural soil area. The existing unforeseen conditions/buried debris, are located within the proposed area to be excavated for placement of the structural soil as per the construction drawings. Attached are the Construction Drawings showing the proposed location of the structural soil and tree pit. The contractor is requesting 1 day to be added to the contract time for the additional work required for removal of the existing unforeseen conditions. Additional equipment rental/demo hammer will be required for debris removal. Excavated debris will be removed and hauled offsite.

Allure Contracting Inc
P.O. Box 131268
Atlantic Beach, FL 32233
(904)756-1924

Project Name	Silver Spring Blvd Fire Hydro Bollards Removal	Submitted	Revision Blvd Change Order
Proposal		Date	11/14/2019
Customer	Buck Design Build	Submitted To	Scott Davis
Write		Phone #	(904)356-8520
FOB		Fax #	
Job Name	Riverplace Blvd	Estimator	Steve Bell
Location	Jacksonville, FL	Email	allure.bell@gmail.com
		Mobile #	(904)759-3924

Allure Contracting Inc is submitting the following pricing for the scope of work to be completed at Riverplace Blvd.

Item #	Description	Qty	Unit	Unit Price	Total
	Change Order				
1	Mobilization of personnel and equipment				
2	Excavate and haul off one (one) pedestal bollard - but no pad and				
	Labor				
3	Haul off and dispose of 27 pedestal bollards				
		1	1		$ 7,850.00

TOTAL $ 7,850.00

Scope of work to be completed

Mobilization of personnel and equipment to the project site
Excavate and dispose of existing high pressure sodium fixture foundations
Haul off all unwanted debris

Allure Contractor Inc. responsibility

Provide adequate personnel and equipment to complete project as a turnkey manner
Provide all necessary insurance as required by General Contractor and F.D.O.T
Provide our standard one year warranty from date of completion

Exclusions

Permit costs
Surveying, soil and as-built of any kind
Underground Electrical and conduit other than at removal and replace
Work not listed on sub-bid or items 1 through 4 2

DEPARTMENT OF PUBLIC WORKS
Construction Engineering & Management

REQUEST FOR INFORMATION (RFI)

PROJECT: Riverplace Boulevard – Bicycle and Pedestrian Improvements

DATE: 11/13/18

RFI # 29

CONTRACTOR: Baker Design Build

SPEC REF: LA-1.1, C-8.1

CONTRACT/P.O. #: 10181-02

DWG REF:

RFI DESCRIPTION: Upon excavating the proposed tree pit area located at approximate Sta. 11+00 (LT), the crew encountered an abandoned bulkhead, concrete slab/footer, steel debris and conduit located within the limits of the tree pit/structural soil area.

The existing unforeseen conditions/buried debris, are located within the proposed area to be excavated for placement of the structural soil as per the construction drawings. Attached is the Construction Drawings showing the proposed location of the structural soil and tree pit.

Please advise and/or provide direction to resolve to existing debris located within the proposed Tree pit at Sta. 11+00. Attached are photos of the existing conditions for your use. Additional cost and time will be incurred and submitted if the conditions are required to be removed.

DEPARTMENT OF PUBLIC WORKS
Construction Engineering & Management

SUBMITTED BY: J. Scott Davis
Contractor's Representative

REQUEST REPLY BY: Wednesday 11/13/18

REPLY: The existing abandoned debris, bulkhead, and concrete needs to be removed to install the structural soil and proposed trees per plan. After field review this will require the items to be cut down approx. 18" further down.

REPLY BY: Matthew Bolyard, PE DATE: 11/14/2018
Owner's Representative

This reply does not necessarily constitute an increase in contract value or time. Any Change in contract value or time will require supplemental information submitted by the contractor for review and approval. Attach details/sketches as needed and number/date each sheet

Wood Bulkhead
Concrete Footer/
Slab


Steel Debris

Wood Bulkhead
Empty Conduit

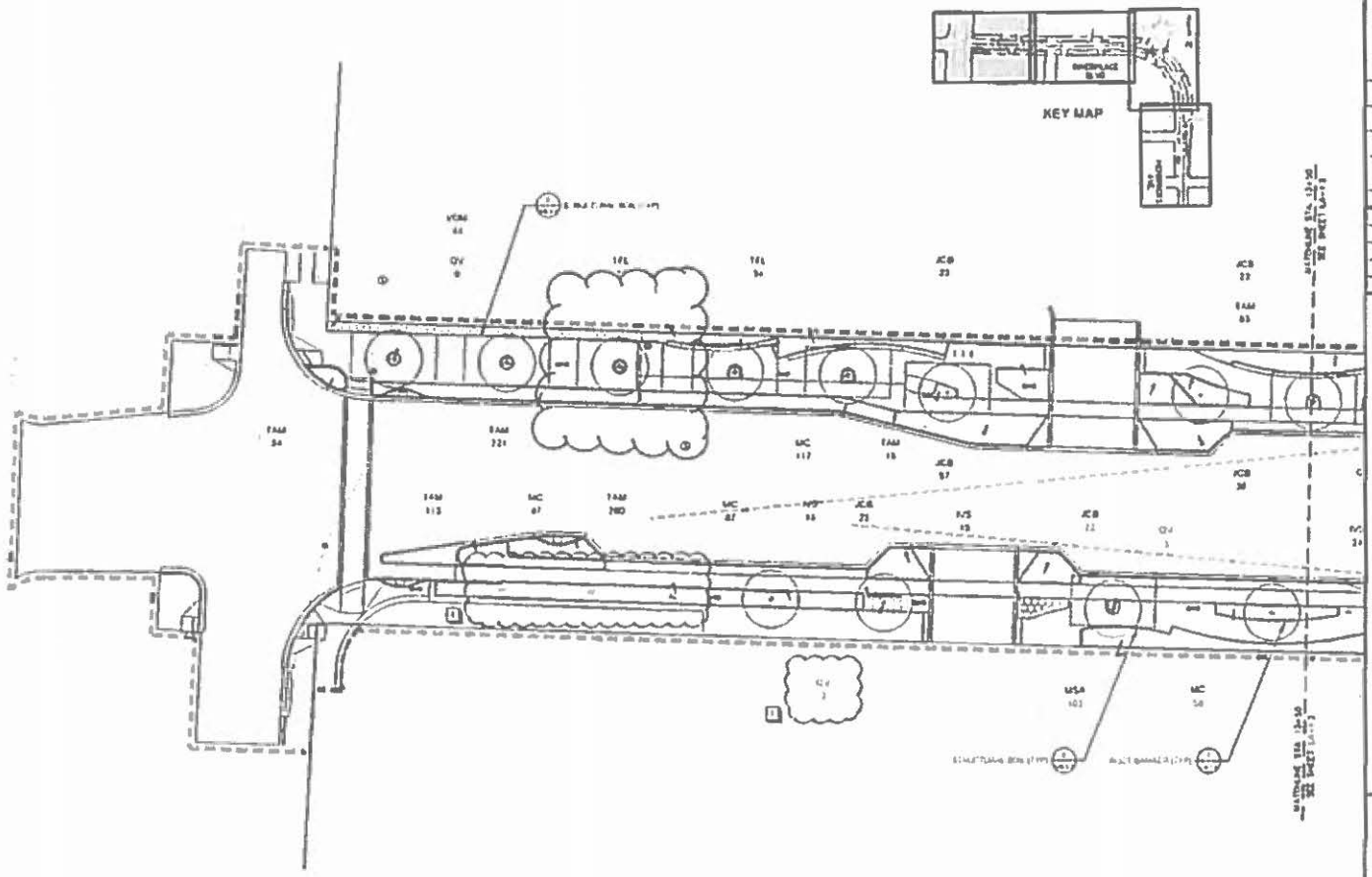

REVISIONS

AS-SHOWN
9-29-2017
R.S.
N.A.
F.B.

LANDSCAPE PLAN

RIVERPLACE BOULEVARD
JACKSONVILLE, FLORIDA

COMMUNITY SOLUTIONS

PROJECT NO./WORK NO.
3151191.00

SHEET
LA-1.1

Scott Davis

From: Matthew Bolyard <m.bolyard@gaiconsultants.com>
Sent: Tuesday, November 13, 2018 11:55 AM
To: Scott Davis; Karle Maye; Jonathan Lanham; Gabriel, Jack; McKnight, Thomas
Cc: Dustin Trent; Bobby Baker; Tamara Baker
Subject: RE: Riverplace Boulevard - Buried Debris

Follow Up Flag: Flag for follow up
Flag Status: Flagged

Jack / Tom,

I went out to look at the excavated area this morning and Karle was there before I was. If you have time it would be good to look at the area in person while the hole is open.

It looks like the existing concrete and wooden bulkhead need to be cut down at least 18" to install the proposed tree and structural soil.

Scott is going to send an RFI on this and I will respond as such.

Thanks.

Matthew Bolyard, P.E.
Senior Project Engineer

1301 Riverplace Blvd , Suite 900, Jacksonville, FL 32207
T 904.363.1110 D 904.559 8086 M 904.627 5549

ENGINEERING,
PLANNING, AND
ENVIRONMENTAL
CONSULTING SINCE 1958

GAI CONSULTANTS CONFIDENTIALITY NOTICE This communication contains confidential information belonging to the sender and may be legally privileged. This communication is solely for the use of its intended recipient. If you are not the intended recipient, inform the sender of the error and remove this email from your system. If this transmission includes any technical information, design data and/or recommendations, they are provided only as a matter of convenience and may not be used for final design and/or construction.

From: Scott Davis [mailto:sdavis@bdbjax.com]
Sent: Monday, November 12, 2018 3:47 PM
To: Karle Maye <kmaye@csi-geo.com>; Jonathan Lanham <jlanham@csi-geo.com>; Gabriel, Jack <JackG@coj.net>; Matthew Bolyard <m.bolyard@gaiconsultants.com>; McKnight, Thomas <MCKnight@coj.net>
Cc: Dustin Trent <dtrent@bdbjax.com>; Bobby Baker <bbaker@bdbjax.com>; Tamara Baker <tbaker@bdbjax.com>
Subject: Riverplace Boulevard - Buried Debris

Karle,

Attached are a few photos located at approximate Sta. 11+00, while excavating out for the structural soil to be installed at the proposed tree pit.

Upon excavating the crew encountered an abandoned bulkhead, concrete slab/footer (approximately 12"), steel pipe and conduit located within the proposed pit for the structural soil. The unforeseen conditions (buried debris) will result in additional cost if removed throughout the proposed pit area for the structural soil. We would to like set up a meeting in the morning for all to view the unforeseen conditions and determine the best course of action to continue progressing the project schedule.

Please let me know if you have any questions or need anything additional at this time.

Please respond to let me know your earliest availability to meet tomorrow morning onsite.

Thanks,

Scott Davis | Project Manager
Baker Design Build

We are now Baker Design Build. Please note my new email address.

d 904-559-2663 | c 912-282-0617 | f 904-559-2678
219 N. Newnan Street, 2nd Floor
Jacksonville, FL 32202
www.bakerdesign.build

CA32489 | CGC1511401 | WOSB | EDWOSB | WBE | MBE | SDVOSB* | 8(a)* | HUBZONE*
**Affiliate/Joint Venture*

The information and any attachments contained in this email are confidential and may be subject to copyright or other intellectual property protection. Any review, use, copy, distribution or disclosure by any other party for any use is strictly prohibited. All CADD files and other documents are the property of Baker Design Build and as such are subject to change. It is the responsibility of the recipient to request updates when necessary. Baker Design Build assumes no responsibility for data generated from this file which is not illustrated on the signed and sealed Baker Design Build documents. If you are not the intended recipient, you are not authorized to use or disclose this information, and we request that you notify us by reply mail or telephone and delete the original message from your mail system.

Table 2-1. HOURLY EQUIPMENT OWNERSHIP AND OPERATING EXPENSE

REGION 3				ENGINE HORSEPOWER AND FUEL TYPE		VALUE (TEV)	TOTAL HOURLY RATES ($/HR)		ADJUSTABLE ELEMENTS			
CAT	ID.NO.	MODEL	EQUIPMENT DESCRIPTION	MAIN	CARRIER	2013 ($)	AVERAGE	STANDBY	DEPR	FCCM	FUEL	CWT
			NO SPECIFIC MANUFACTURER									
	T50XX001	4X2 1/2 TON CONV GAS	TRUCK, HIGHWAY, CONVENTIONAL, 1/2 TON PICKUP, 4X2	385 HP G		$26,293	17.09	1.45	2.56	0.17	10.89	43
	T50XX002	4X2 3/4 TON CONV GAS	TRUCK, HIGHWAY, CONVENTIONAL, 3/4 TON PICKUP, 4X2	385 HP G		$29,901	17.79	1.67	2.93	0.20	10.89	60
	T50XX003	4X2 1 TON CONV GAS	TRUCK, HIGHWAY, CONVENTIONAL, 1 TON PICKUP, 4X2	385 HP G		$30,956	17.99	1.73	3.03	0.21	10.89	66
	T50XX004	4X4 1/2 TON CONV GAS	TRUCK, HIGHWAY, CONVENTIONAL, 1/2 TON PICKUP, 4X4	385 HP G		$31,363	18.08	1.75	3.07	0.21	10.89	45
	T50XX005	4X4 3/4 TON CONV GAS	TRUCK, HIGHWAY, CONVENTIONAL, 3/4 TON PICKUP, 4X4	385 HP G		$32,767	18.34	1.83	3.21	0.22	10.89	64
	T50XX006	4X4 1 TON CONV GAS	TRUCK, HIGHWAY, CONVENTIONAL, 1 TON PICKUP, 4X4	385 HP G		$33,814	18.54	1.88	3.32	0.22	10.89	65
	T50XX007	4X2 1/2 TON CREW GAS	TRUCK, HIGHWAY, CREW, 1/2 TON PICKUP, 4X2	385 HP G		$33,263	18.42	1.85	3.26	0.22	10.89	47
	T50XX008	4X2 3/4 TON CREW GAS	TRUCK, HIGHWAY, CREW, 3/4 TON PICKUP, 4X2	385 HP G		$35,006	18.76	1.95	3.44	0.23	10.89	66
	T50XX009	4X2 1 TON CREW GAS	TRUCK, HIGHWAY, CREW, 1 TON PICKUP, 4X2	385 HP G		$34,826	18.72	1.94	3.42	0.23	10.89	66
	T50XX010	4X4 1/2 TON CREW GAS	TRUCK, HIGHWAY, CREW, 1/2 TON PICKUP, 4X4	385 HP G		$37,160	19.22	2.06	3.62	0.25	10.89	50
	T50XX011	4X4 3/4 TON CREW GAS	TRUCK, HIGHWAY, CREW, 3/4 TON PICKUP, 4X4	385 HP G		$37,406	19.23	2.09	3.68	0.25	10.89	70
	T50XX012	4X4 1 TON CREW GAS	TRUCK, HIGHWAY, CREW, 1 TON PICKUP, 4X4	385 HP G		$38,194	19.37	2.13	3.75	0.25	10.89	70
	T50XX014	4X2 3/4 TON CONV DSL	TRUCK, HIGHWAY, CONVENTIONAL, 3/4 TON PICKUP, 4X2	440 HP D-on		$39,012	16.18	2.18	3.84	0.26	7.98	66

Table 2-1. HOURLY EQUIPMENT OWNERSHIP AND OPERATING EXPENSE

CAT	ID.NO.	MODEL	REGION 3 EQUIPMENT DESCRIPTION	ENGINE HORSEPOWER AND FUEL TYPE MAIN	CARRIER	VALUE (TEV) 2013 ($)	TOTAL HOURLY RATES ($/HR) AVERAGE	STANDBY	ADJUSTABLE ELEMENTS DEPR	FCCM	FUEL	CWT
	SUBCATEGORY 0.12		OVER 40,000 LBS THRU 100,000 LBS									
			CATERPILLAR INC. (MACHINE DIVISION)									
	H25CA001	336F L	HYDRAULIC EXCAVATOR, CRAWLER, 80,500 LBS, 3.15 CY BUCKET, 26' 10" MAX DIGGING DEPTH	303 HP D-off		$405,728	75.64	15.36	25.36	2.68	19.82	805
	H25CA040	318E	HYDRAULIC EXCAVATOR, CRAWLER, 40,600 LBS, 1.00 CY BUCKET, 22.50' MAX DIGGING DEPTH	113 HP D-off		$272,942	44.14	10.33	17.06	1.80	7.39	410
	H25CA022	320E L	HYDRAULIC EXCAVATOR, CRAWLER, 47,400 LBS, 1 56 CY BUCKET, 25' MAX DIGGING DEPTH	153 HP D-off		$255,448	44.83	9.68	15.97	1.69	10 01	474
	H25CA023	320DL	HYDRAULIC EXCAVATOR, CRAWLER, 49,000 LBS, 0 80 CY BUCKET, 39.0' MAX DIGGING DEPTH, LONG REACH BOOM	128 HP D-off		$340,690	54.12	12.90	21.29	2.25	8.37	536
			KOBELCO AMERICA INC.									
	H25KC028	SK260 LC	HYDRAULIC EXCAVATOR, CRAWLER, 56,890 LBS, 1.31 CY BUCKET, 23' MAX DIGGING DEPTH	176 HP D-off		$261,151	47.26	9 88	16.32	1 72	11.51	568
	H25KC029	SK260 LC LR	HYDRAULIC EXCAVATOR, CRAWLER, 56,890 LBS, 1.57 CY BUCKET, 25' MAX DIGGING DEPTH, LONG REACH BOOM	176 HP D-off		$349,336	58.81	13.22	21.83	2.30	11.51	568
	H25KC030	SK350LC	HYDRAULIC EXCAVATOR, CRAWLER, 80,900 LBS, 2.09 CY BUCKET, 27'7" MAX DIGGING DEPTH	238 HP D-off		$353,703	64.00	13.39	22.11	2.33	15.57	809
	H25KC019	SK210 LC	HYDRAULIC EXCAVATOR, CRAWLER, 48,000 LBS, 1 13 CY BUCKET, 22.00' MAX DIGGING DEPTH	143 HP D-off		$212,556	38.44	8 04	13.28	1 40	9.35	480

Table 2-1. HOURLY EQUIPMENT OWNERSHIP AND OPERATING EXPENSE

REGION 3				ENGINE HORSEPOWER AND FUEL TYPE		VALUE (TEV)	TOTAL HOURLY RATES ($/HR)		ADJUSTABLE ELEMENTS			
CAT	ID.NO.	MODEL	EQUIPMENT DESCRIPTION	MAIN	CARRIER	2013 ($)	AVERAGE	STANDBY	DEPR	FCCM	FUEL	CWT
L40			*CATERPILLAR INC. (MACHINE DIVISION) (continued)*									
	L40CA034	908H2	LOADER, FRONT END, WHEEL, 1.40 CY BUCKET, ARTICULATED, 4X4	69 HP D-off		$116,567	23.80	5.36	9.13	0.79	4.51	143
	L40CA019	914G2	LOADER, FRONT END, WHEEL, 1.80 CY BUCKET, ARTICULATED, 4X4	95 HP D-off		$121,111	27.11	5.55	9.45	0.82	6.21	175
	L40CA022	924Hz	LOADER, FRONT END, WHEEL, 2.20 CY BUCKET, ARTICULATED, 4X4	128 HP D-off		$168,506	36.95	7.78	13.29	1.13	8.37	242
	L40CA040	930K	LOADER, FRONT END, WHEEL, 3.0 CY BUCKET, ARTICULATED, 4X4	154 HP D-off		$231,600	49.54	10.64	18.16	1.56	10.07	305
	L40CA023	938K	LOADER, FRONT END, WHEEL, 3.50 CY BUCKET, ARTICULATED, 4X4	169 HP D-off		$255,937	54.45	11.79	20.14	1.72	11.05	351
	L40CA024	950K	LOADER, FRONT END, WHEEL, 4.25 CY BUCKET, ARTICULATED, 4X4	211 HP D-off		$340,336	74.59	15.18	25.78	2.29	13.80	428
	L40CA025	962K	LOADER, FRONT END, WHEEL, 4.50 CY BUCKET, ARTICULATED, 4X4	245 HP D-off		$336,637	76.47	15.01	25.48	2.27	16.03	451
			CASE CORPORATION									
	L40CS012	621F	LOADER, FRONT END, WHEEL, 4.5 CY BUCKET, ARTICULATED, 4X4	156 HP D-off		$272,617	56.80	12.49	21.29	1.84	10.20	267
	L40CS013	721F	LOADER, FRONT END, WHEEL, 5.5 CY BUCKET, ARTICULATED, 4X4	176 HP D-off		$301,837	62.84	13.86	23.66	2.03	11.51	315
	L40CS014	821F	LOADER, FRONT END, WHEEL, 4.5 CY BUCKET, ARTICULATED, 4X4	208 HP D-off		$378,809	80.45	17.00	28.90	2.55	13.61	389
			KOMATSU AMERICA INTERNATIONAL COMPANY									
	L40KM003	WA200-7	LOADER, FRONT END, WHEEL, 3.10 CY BUCKET, ARTICULATED, 4X4	126 HP D-off		$196,041	41.91	8.96	15.28	1.32	8.24	263

Table 2-1. HOURLY EQUIPMENT OWNERSHIP AND OPERATING EXPENSE

CAT	ID.NO.	MODEL	REGION 3 EQUIPMENT DESCRIPTION	ENGINE HORSEPOWER AND FUEL TYPE MAIN	CARRIER	VALUE (TEV) 2013 ($)	TOTAL HOURLY RATES ($/HR) AVERAGE	STANDBY	ADJUSTABLE ELEMENTS DEPR	FCCM	FUEL	CWT
L40			*CATERPILLAR INC. (MACHINE DIVISION) (continued)*									
	L40CA012	IT38H	LOADER, WHEEL, INTEGRATED TOOL CARRIER, 2.50 CY LOADER; 10,640 LB @ 12.58' HIGH FORK LIFT, OR 3,195 LB @ 23.25' HIGH, MATERIAL HANDLING ARM	145 HP D-oil		$226,980	49.36	9.66	16.27	1.52	9.48	279
L50	**LOADERS / BACKHOE, WHEEL TYPE**											
	SUBCATEGORY 0.00		**LOADERS / BACKHOE, WHEEL TYPE**									
			CATERPILLAR INC. (MACHINE DIVISION)									
	L50CA001	416F	LOADER / BACKHOE, WHEEL, 1.00 CY FRONT END BUCKET, 24" DIP, 6.2 CF, 14.5' DIGGING DEPTH, 4X2	87 HP D-oil		$93,634	21.21	3.97	6.68	0.63	4.41	162
	L50CA002	420F	LOADER/BACKHOE, WHEEL, 1.5 CY FRONT END BUCKET, 8.5 CF BACKHOE BUCKET, 14' 4" DIGGING DEPTH, 4X4	93 HP D-oil		$138,332	28.64	5.88	9.91	0.92	4.71	154
	L50CA005	450F	LOADER / BACKHOE, WHEEL, 1.75 CY FRONT END BUCKET, 9.5 CF, 17.2' DIGGING DEPTH, 4X2	127 HP D-oil		$201,566	40.68	8.78	14.65	1.35	6.43	241
			CASE CORPORATION									
	L50CS007	580 SUPER N	LOADER / BACKHOE, WHEEL, 1.29 CY FRONT END BUCKET, 12.7 CF BACKHOE BUCKET, 14.5' MAX DIGGING DEPTH, 4X4	97 HP D-oil		$173,662	34.34	7.50	12.67	1.16	4.91	173
	L50CS008	590 SUPER N	LOADER / BACKHOE, WHEEL, 1.50 CY FRONT END BUCKET, 12.7 CF BACKHOE BUCKET, 15.5' MAX DIGGING DEPTH, 4X4	110 HP D-oil		$196,413	38.99	8.41	14.20	1.31	5.57	205

RIVERPLACE BOULEVARD - BICYCLE AND PEDESTRIAN IMPROVEMENTS

CHANGE REQUEST ITEM #13 - City of Jacksonville
CONTRACT # 10181-02

BAKER Design Build

Sta. 15+50 - Existing Conflict Structure	UNIT	QTY	UNIT COST	TOTAL
Existing Conflict Structure				
Sta. 15+50 - Seal Conflict Structure				
Excavate, Seal Interior and Exterior of Structure, Place Fill		1 LS	$ 1,200.00	$ 1,200.00
SUB TOTAL:				$ 1,200.00
15% SUB CONTRACTOR MARK UP				$ 180.00
10% PRIME CONTRACTOR MARK UP				$ 120.00
SUB TOTAL:				$ 1,500.00
Project Manager		4 HRS	$ 79.00	$ 316.00
Superintendent		4 HRS	$ 79.00	$ 316.00
		Subtotal		$ 2,132.00
		Bond		$ 36.24
TOTAL COST OF CHANGE ORDER	EA	1		$ 2,168.24

DESCRIPTION OF CHANGE:

Per the Paving & Drainage Plan (Sheet C-8.2) the existing 12" RCP storm drain from the Riverplace Tower (yard) is to be tied into Str. S-13. An existing conflict structure containing the 12" RCP is located at approximate Sta. 15+50, which includes 2 EA conduits running through the structure. The structure is not indicated on the construction drawings. Upon removing the top lid of the existing structure, it was found that the bottom of the structure contained 2 EA holes near the bottom invert of the RCP allowing infiltration of ground water/soil. The contractor proposes to excavate down around the exterior of the existing structure and seal using hydraulic cement on the exterior and interior, resetting/sealing the concrete lid. As a result the contractor is requesting .5 day be added to the total contract time.

Scott Davis

From: Steve Bell <allsite.bell@gmail.com>
Sent: Tuesday, November 27, 2018 7:58 AM
To: Scott Davis; Daniel bell
Subject: Small Conflict Box With 12" Pipe & Cables

Follow Up Flag: Flag for follow up
Flag Status: Flagged

Scott:
Good morning Sir, here is the price for repairing the above mentioned conflict box. This repair fixes the leaks inside and outside of the box and seals the lid permanently to the structure.

Cost for this work and materials $1,200.00

Please let me know how you would like us to proceed thanks.

Steve Bell - President
Allsite Contracting, Inc.
P.O. Box 331268
Atlantic Beach, FL 32233

www.allsitecontracting.com

(904) 574-9000 - Office
(904) 574-9000 - Fax
(904) 759-3924 - Cell

DEPARTMENT OF PUBLIC WORKS
Construction Engineering & Management

REQUEST FOR INFORMATION (RFI)

PROJECT: Riverplace Boulevard – Bicycle and Pedestrian Improvements

DATE: 11/20/18

RFI # 33

CONTRACTOR: Baker Design Build

SPEC REF:

CONTRACT/P.O. #: 10181-02

DWG REF: C-8.2

RFI DESCRIPTION: Per the Paving & Drainage Plan (Sheet C-8.2) the existing 12" RCP storm drain from the Riverplace Tower (yard) is to be tied into Str. S-13. An existing conflict structure containing the 12" RCP is located at approximate Sta. 15+50, which includes 2 EA conduits running through the structure. The structure is not indicated on the construction drawings.

Upon removing the top lid of the existing structure, it was found that the bottom of the structure contained 2 EA holes near the bottom invert of the RCP allowing infiltration of ground water/soil. The contractor proposes to excavate down around the exterior of the existing structure and seal using hydraulic cement on the exterior and interior, resetting/sealing the concrete lid. Additional time and cost will be submitted for the work to complete the drainage structure repairs.

Please advise and/or provide direction as to the intended repair of the existing conflict structure. Attached are photos for your use.

DEPARTMENT OF PUBLIC WORKS
Construction Engineering & Management

SUBMITTED BY: J. Scott Davis
Contractor's Representative

REQUEST REPLY BY: Wednesday 11/21/18

REPLY: We take no exceptions to this proposed work. As proposed the existing structure leak at the bottom should be sealed at the inside and outside and the top of the existing concrete slab sealed shut.

REPLY BY: Matthew Bolyard, PE DATE: 11/26/18
Owner's Representative

This reply does not necessarily constitute an increase in contract value or time. Any Change in contract value or time will require supplemental information submitted by the contractor for review and approval. Attach details/sketches as needed and number/date each sheet

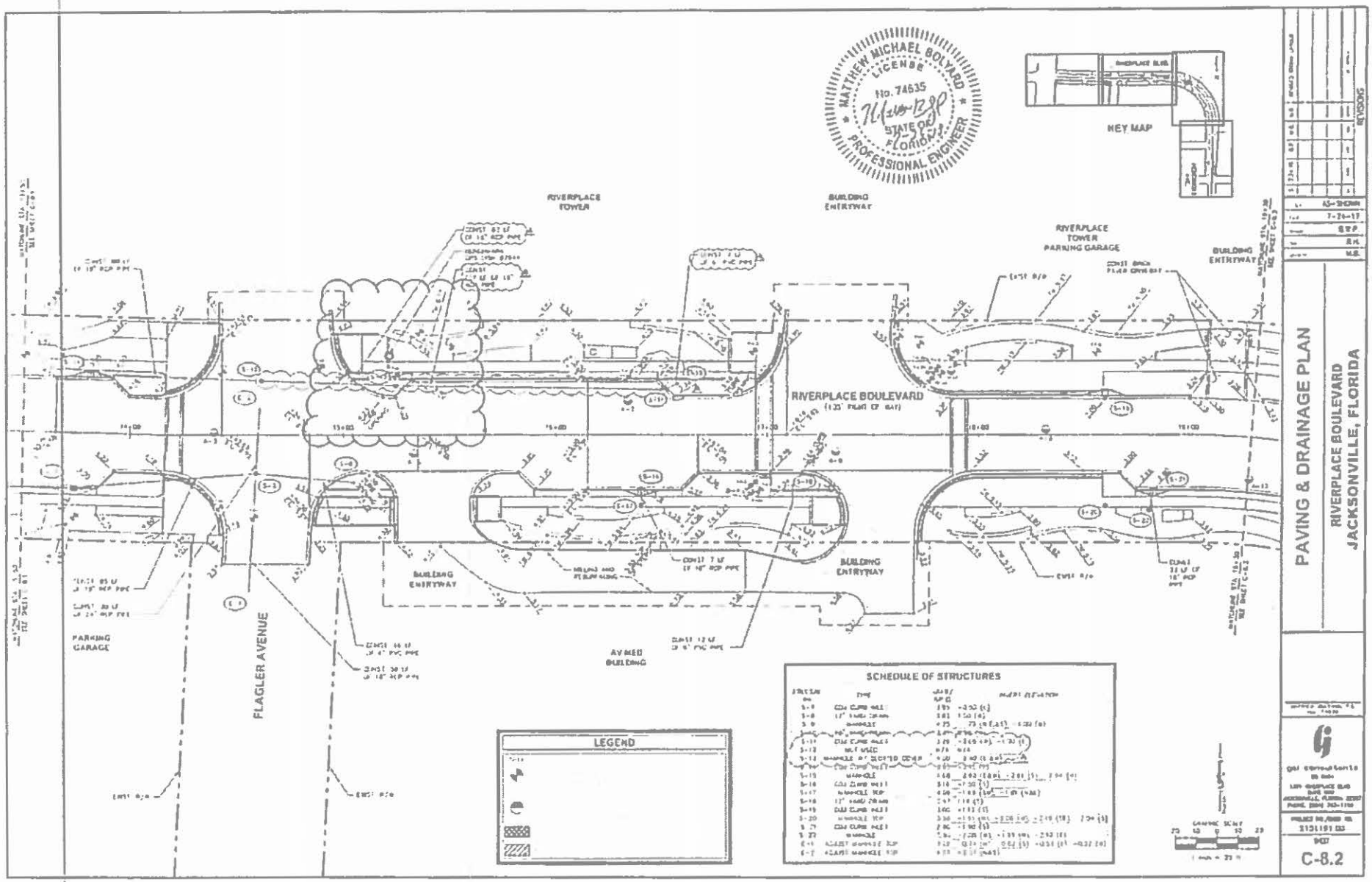
RIVERPLACE TOWER
BUILDING ENTRYWAY
RIVERPLACE TOWER PARKING GARAGE
BUILDING ENTRYWAY
RIVERPLACE BOULEVARD
BUILDING ENTRYWAY
BUILDING ENTRYWAY
PARKING GARAGE
FLAGLER AVENUE
AVMED BUILDING
KEY MAP
MATTHEW MICHAEL BOLYARD
LICENSE
No. 74635
STATE OF FLORIDA
PROFESSIONAL ENGINEER
SCHEDULE OF STRUCTURES
LEGEND
PAVING & DRAINAGE PLAN
RIVERPLACE BOULEVARD
JACKSONVILLE, FLORIDA
C-8.2




RIVERPLACE TOWER

SUBJECT: RIVERPLACE BOULEVARD BICYCLE AND PEDESTRIAN IMPROVEMENTS

BID #: CP-0043-18 **OPEN DATE:** 2017-12-06

GENERAL GOVERNMENT AWARDS COMMITTEE

KIND AND BASIS OF CONTRACT: CONSTRUCTION PARTICIPATION

AGENCY: PUBLIC WORKS

BASIS OF AWARD: TOTAL BASE BID LOWEST RESPONSIVE, RESPONSIBLE BIDDER

NUMBER OF BIDS INVITED: (6) **NUMBER RECEIVED:** (5) **OTHER** (0)

SUMMARY OF BIDS AND RECOMMENDED ACTIONS:
Subject bid was approved on 01/11/18 to enter into post-bid/pre-award negotiations with Baker Klein Engineering, P.L.; Negotiations award approved on 03/31/18 in the amount of $4,531,906.35 (city's portion) for Parts A-G; Award approved on 05/29/18 to Baker Construction Services, LLC for company name change.

Recommend approval of Change Order #1 to Baker Construction Services, LLC, in the amount of $6,996.55, for a new revised maximum indebtedness to the city not-to-exceed $4,538,902.90.

Funding for this award is to be funded by account(s): DICP32UTID-06505-DI0100-01 executed by contract change order through Office of General Counsel.

Attachments: Recommendation Memo, Change Order, Previous Award(s)

ANALYST: Marilyn Laidler
MARILYN LAIDLER

RESPECTFULLY SUBMITTED Greg Pease
GREGORY PEASE, CHIEF
PROCUREMENT DIVISION

CONCURRENCE BY: Ed Starnes, P.E., J.D., Acting Chief, Engineering and Construction Management

(ALL AWARD ACTIONS SUBJECT TO LAWFULLY APPROPRIATED FUNDS)
ACTION OF GGAC COMMITTEE ON RECOMMENDATIONS ABOVE

MEMBERS APPROVING 3 MEMBERS DISAPPROVING Ø DATE: 11/15/18

AAWS

OTHER:

ACTION OF AWARDING AUTHORITY DATE 11/15/18

APPROVED DISAPPROVED

OTHER

SIGNATURE OF AUTHENTICATION Sam E. Mousa

Sam E. Mousa
Chief Administrative Officer
For: Mayor Lenny Curry
Under Authority of:
Executive Order No. 2015-05

SUBJECT: RIVERPLACE BOULEVARD BICYCLE AND PEDESTRIAN IMPROVEMENTS

BID #: CP-0043-18 **OPEN DATE:** 2017-12-06

GENERAL GOVERNMENT AWARDS COMMITTEE

KIND AND BASIS OF CONTRACT: CONSTRUCTION PARTICIPATION

AGENCY: PUBLIC WORKS

BASIS OF AWARD: TOTAL BASE BID LOWEST RESPONSIVE, RESPONSIBLE BIDDER

NUMBER OF BIDS INVITED: (6) **NUMBER RECEIVED:** (5) **OTHER** (0)

SUMMARY OF BIDS AND RECOMMENDED ACTIONS:
Recommend approval to enter into post-bid/pre-award negotiations with lowest responsive, responsible bidder Baker Klein Engineering, P.L., pursuant to Chapter 126, Part 2, 126.201(D)(4).

The project exceeds the $4,723,717.00 in available funds, Baker Klein total amount is $4,746,483.77.

Attachments: Recommendation Memo, Bid Tabulation Sheet, JSEB Letter, Basis of Award, Scope of Work

ANALYST: Marilyn Laidler
MARILYN LAIDLER

RESPECTFULLY SUBMITTED
GREGORY PEASE, CHIEF
PROCUREMENT DIVISION

CONCURRENCE BY: Tom Fallin, P.E., Chief, Engineering and Construction Management Division

, (ALL AWARD ACTIONS SUBJECT TO LAWFULLY APPROPRIATED FUNDS)
ACTION OF GGAC COMMITTEE ON RECOMMENDATIONS ABOVE

MEMBERS APPROVING 3 MEMBERS DISAPPROVING Ø DATE: 01/11/18

Teresa R. Eilman

OTHER:

ACTION OF AWARDING AUTHORITY DATE 1/11/18

APPROVED DISAPPROVED

OTHER

SIGNATURE OF AUTHENTICATION

Sam E. Mousa
Chief Administrative Officer
For Mayor Lenny Curry
Under Authority of
Executive Order No. 2015-05

```
  QWS3270X   4/22/2019  9:01 AM
FAML6350 V5.1              **    NW COJ FAMIS PRODUCTION      **     04/22/2019
LINK TO:                       ACCOUNT SUMMARY INQUIRY                   9:01 AM

FISCAL MO/YEAR  : 07 2019                                CURRENCY CODE :
INDEX CODE      : DICP32UTID    SOUTHSIDE TID CAPITAL PROJECTS
SUBOBJECT       : 06505         OTHER CONSTRUCTION COSTS
PROJECT         : DI0100        RIVERPLACE BLVD
PROJECT DETAIL  : 01            RIVERSIDE-MUSEUM CIRCLE TO PRUDENTIAL DR
GRANT           :
GRANT DETAIL    :
USER CODE       :
-------------------------------------------------------------------------------
S                                 APR  2019    ANNUAL BALANCE ALL YEARS BALANCE
  ESTIMATED REVENUES                     .00               .00               .00
  REVENUES                               .00               .00               .00
    UNREALIZED REVENUES                  .00               .00               .00
  BUDGET                                 .00               .00      5,697,771.29
  EXPENDITURES                           .00      1,217,590.87      2,742,223.62
  ENCUMBRANCES                   -296,658.96     -1,270,216.11      2,633,788.10
  PRE-ENCUMBRANCES                       .00               .00               .00
    REMAINING BALANCE             296,658.96         52,625.24        321,759.57
F1-HELP      F2-SELECT                 F4-PRIOR     F5-NEXT
                         F9-LINK      F10-PRIOR-MO F11-NEXT-MO
G005 - PRIOR RECORD DISPLAYED
```

CP-0043-18	Baker Construction Services, LLC	
1/11/2018		Enter into post-bid/pre-award
3/31/2018	$4,531,906.35	Award negotitations
5/29/2018		Company name change
11/15/2018	$6,996.55	Change Order #1
Pending	$61,715.51	Change Order #2

$4,600,618.41 Total Award