DEPARTMENT OF PUBLIC WORKS

140030

Jacksonville
Where Florida Begins.

1920-14-1

March 25, 2014

MEMORANDUM

04/07/14 09:29:44
Procurement Division

TO: James R. McCain, Jr.
Corporation Secretary/Assistant General Counsel

THROUGH: C. Ronald Belton, Assistant to the Mayor/Chief Financial Officer

FROM: Thomas G. McKnight
Capital Improvement Construction Manager

SUBJECT: Risk Management Space Planning and Remodeling
Contractor: J. L. Tripp Builders
Contract No: 9586-10

Forwarded herewith for execution is Change Order No. 3 for subject project.

Original Contract Amount $174,440.00

Previous Change Order No. 1-2 .....$20,647.80

Change Order No. 3 .....$43,328.00

Total Revised Contract Amount.....$238,415.80

Account Number .....See attached

This office recommends the Change Order be approved by your office, the Office of General Counsel, and Mayor Brown, in accordance with Executive Order No. 13-05.

Attachments: 1. Change Order
2. Back-up Information
3. Legal Request Memorandum

TGM:lw

CHANGE ORDER TRACKING SHEET

Description of Project	Risk Mgmt Space Planning + Remodel
Change Order Number	3
Contract Number	9586-10

PLEASE KEEP THIS FORM WITH THE ATTACHED CHANGE ORDER

	Action	Date Received	Date Signed	Date Forwarded	Signature	Days
1	Date Initiated	N/A	N/A	3/14		
1A						
2	Contractor Execution		3/14			
3	Construction Management	3/18				
4	Using Agency		3/20			
5	JEA (if applicable)					
6	City Engineer	3/20	3/21			
7	C/O Review	3/3/2014	3/3/2014			
8	Director of Public Works	3/24/14	3/25/14			
9	Admin/Finance Clerk	3.31.14	4.4.14	4.4.14		
10	Buyer					
11	Chief of Procurement	4/8/14	4/10/14			
12	Director Finance					
13	Asst. General Counsel					
14	CAO/Mayor					
15	Asst. General Counsel					
	Total Processing Days:					

Attention Change Order reviewers and signatories:

Please assist in expediting this change order by reviewing, signing, and forwarding immediately to the next step. Thank you in advance for your efforts to reduce contract change order processing times.

James M. Robinson, P.E.
Director of Public Works

CITY OF JACKSONVILLE
DEPARTMENT OF PUBLIC WORKS
ENGINEERING DIVISION
CONSTRUCTION CHANGE ORDER

Change Order No. Three (3) Date February 26, 2014

Description of Project Risk Management Space Planning and Remodeling

Name of Contractor J. L. Tripp Builders

Contractor's Address 2055 Edgewood Avenue W., Jacksonville, Florida 32208

Contract No. 9586-10

Account No. AFRM561WC-06429 Original Contract $174,440.00

+ Previous Change Orders 1-2 $20,647.80 + Change Order No. 3 $43,328.00

*See attached appendix for additional listings.

TOTAL REVISED CONTRACT $238,415.80

Bid Number JCF-0087-13

Construction Completion Date February 9, 2014
Revised Construction Completion Date April 15, 2014
Contract Expiration Date June 9, 2014
Revised Contract Expiration Date August 13, 2014

In compliance with General Conditions of above-referenced contract, CONTRACTOR and OWNER do both hereby agree that the CONTRACTOR shall make the following changes, additions or deletions to the Work specified in the plans and specifications: See attached. Add 65 non compensable calendar days to construction completion and contract expiration dates.

Justification: See attached.

Accepted for Contractor J. L. Tripp Builders

Signed [signature] Attest [signature]
Title President Title Vice-President
Date 3/14/14 Date 3/14/14

Signed Construction Management Issuing Authority By [signature] 3·19·14
Thomas G. McKnight Capital Improvement Construction Manager Date

Signed Risk Management Using Division By [signature] 3-20-14
Div/Department Head Date

[signature] 3/21/14
Chief, Engineering & Construction Mgmt Div Date

[signature] 4-16-14
Assistant Counsel Date

[signature] 3/25/14
Director of Public Works Date

[signature] 4/25/14
Mayor Date

[signature] 4/10/14
Chief of Procurement Date

[signature] 4-28-14
Corporation Secretary Date

[signature] 4/11/14
Director of Finance Date

CITY OF JACKSONVILLE FLORIDA

Karen Bowling
Chief Administrative Officer
For: Mayor Alvin Brown
Under Authority of:
Executive Order No. 2013-04

SUBJECT: **SPACE PLANNING - RISK MANAGEMENT**

BID# JCF-0087-13 OPEN DATE: **8/30/2013**

GENERAL GOVERNMENT AWARDS COMMITTEE

KIND AND BASIS OF CONTRACT:
JSEB SET-ASIDE

AGENCY: **PUBLIC WORKS**

BASIS OF AWARD: **LUMP SUM BASE BID TO THE LOWEST RESPONSIVE, RESPONSIBLE BIDDER**

NUMBER OF BIDS INVITED 8 NUMBER RECEIVED 4 OTHER 0

SUMMARY OF BIDS AND RECOMMENDED ACTIONS:

SUBJECT BID WAS ADMINISTRATIVELY AWARDED ON 9/18/13 TO J.L. TRIPP BUILDERS, INC., IN THE AMOUNT OF $174,440.00; CHANGE ORDER #1 WAS ADMINISTRATIVELY AWARDED ON 12/2/13 IN THE AMOUNT OF $1,500.00; CHANGE ORDER #2 WAS ADMINISTRATIVELY AWARDED ON 02/03/14 IN THE AMOUNT OF $19,147.80.

RECOMMEND APPROVAL OF CHANGE ORDER #3 TO J.L. TRIPP BUILDERS, INC., IN THE AMOUNT OF $43,328.00 FOR A REVISED MAXIMUM INDEBTEDNESS TO THE CITY NOT-TO-EXCEED $238,415.80.

FUNDING FOR THIS CONTRACT CHANGE ORDER TO BE ENCUMBERED BY ACCOUNT:
AFRM561WC-06429- $43,328.00

ATTACHMENTS: RECOMMENDATION MEMO, CHANGE ORDER, PREVIOUS AWARD(S)

BUYER: Marilyn Laidler
MARILYN LAIDLER

RESPECTFULLY SUBMITTED: Greg Pease
GREGORY PEASE, CHIEF
PROCUREMENT DIVISION

CONCURRENCE BY: **WILLIAM J. JOYCE, P.E., CHIEF, ENGINEERING AND CONSTRUCTION MANAGEMENT DIVISION**

(ALL AWARD ACTIONS SUBJECT TO LAWFULLY APPROPRIATED FUNDS)
ACTION OF GGAC COMMITTEE ON RECOMMENDATIONS ABOVE

MEMBERS APPROVING 3 MEMBERS DISAPPROVING _____ DATE: 03/13/14

OTHER: _____

ACTION OF AWARDING AUTHORITY DATE: 3/14/14

APPROVED ✓ DISAPPROVED _____

OTHER _____

SIGNATURE OF AUTHENTICATION Karen Bowling
Karen Bowling
Chief Administrative Officer
For: Mayor Alvin Brown
Under Authority of:
Executive Order No. 2013-04

FORM GB-108, Revised 12/2007

CHANGE ORDER BREAKDOWN
RISK MANAGEMENT SPACE PLANNING AND REMODELING
CONTRACT NO. 9586-10

+Change Order No. 1	$1,500.00	+ Change Order No. 2	$19,147.80
Less Contingency Amount	$0.00	Less Contingency Amount	$0.00
Net Change Order No. 1	$1,500.00	Net Change Order No. 2	$19,147.80
+Change Order No. 3	$43,328.00	+ Change Order No. 4	
Less Contingency Amount		Less Contingency Amount	
Net Change Order No. 3	$43,328.00	Net Change Order No. 4	
+Change Order No. 5		+ Change Order No. 6	
Less Contingency Amount		Less Contingency Amount	
Net Change Order No. 5		Net Change Order No. 6	
+Change Order No. 7		+ Change Order No. 8	
Less Contingency Amount		Less Contingency Amount	
Net Change Order No. 7		Net Change Order No. 8	
- Change Order No. 9		+ Change Order No. 10	
Less Contingency Amount		Less Contingency Amount	
Net Change Order No. 9		Net Change Order No. 10	

TOTAL ORIGINAL CONTRACT	$174,440.00
TOTAL CHANGE ORDERS	$63,975.80
TOTAL ENCUMBERED	$238,415.80

JL TRIPP BUILDERS
RISK MANAGEMENT SPACE PLANNING AND REMODELING
CONTRACT 9586-10

CHANGE ORDER NO. 3
3/14/2014

NBR	MASTER ITEM DESCRIPTION	QUANTITY	UOM	UNIT COST	ADDITION	NET DELETION
	ADDITIONAL SCOPE					
1	ADD LOW VOLTAGE WIRE & BACKING FOR TV BRACKETS ON BOTH ENDS OF ROOM FOR TVS IN CONFERENCE ROOM.	1.00	LS	$850.00	$850.00	
2	DIFFERNCE IN PRICING TO SWITCH CARPET TO OFF THE SHELF FOR IMMEDIATE INSTALLATION	1.00	LS	$880.00	$880.00	
3	SHEETROCK REPAIR DUE TO ADDITIONAL ELECTRICAL AND LOW VOLTAGE BOXES	1.00	LS	$300.00	$300.00	
4	ACCOUSTICAL CEILING REMOVAL AND REPAIR FOR INSTALLATION OF NEW VAV AND LIGHT FIXTURES	1.00	LS	$750.00	$750.00	
5	ADDITIONAL WORK HOURS FOR SUPERVISION, FURNITURE COVER UP AND REPAIR, PAINT, PATCH AREAS NEEDED DURING INSTALLATION OF LIGHTS AND VAV DURING NIGHT OR WEEKEND HOURS	40.00	HR	$90.00	$3,600.00	
6	OH & P @ 15% ON ITEMS 1-5	1.00	LS	$957.00	$957.00	
7	ADD 11 ADDITIONAL CIRCUITS AND CIRCUIT BREAKERS	1.00	LS	$7,480.00	$7,480.00	
8	REMOVE OLD LIGHTS PREVIOUSLY INSTALLED AND REPLACE WITH NEW LIGHTS.	1.00	LS	$14,058.00	$14,058.00	
9	INSTALL ADDITIONAL VAV AND DUCTWORK	1.00	LS	$12,100.00	$12,100.00	
10	CHANGE CONTRLS FROM TRANE TO JOHNSON AND RELOCATE SERVICE TO A NEW LOCATION.	1.00	LS	$3,488.00	$3,488.00	
11	CREDIT FOR ICE MAKER	-1.00	LS	$1,135.00		($1,135.00)

JUSTIFICATION: ADDITIONAL SCOPE:

1 Requested by Owner, Risk Management (Mr. Twane Duckworth and Mr. Mitchell Perin).
2 Requested by Owner, Risk Management (Mr. Twane Duckworth and Mr. Mitchell Perin) to meet early Risk Management move in date.
3 Requested by Owner, Risk Management (Mr. Twane Duckworth and Mr. Mitchell Perin).
4 Requested by Construction Management
5 Requested by Owner, Risk Management (Mr. Twane Duckworth and Mr. Mitchell Perin) to meet early Risk Management move in date.
6 Allowed by contract
7 Requested by Owner, Risk Management (Mr. Twane Duckworth and Mr. Mitchell Perin).
8 Requested by Owner, Risk Management (Mr. Twane Duckworth and Mr. Mitchell Perin) to meet early Risk Management move in date.
9 Requested by Construction Management
10 Requested by Construction Management
11 Requested by Owner, Risk Management (Mr. Twane Duckworth and Mr. Mitchell Perin).

SUBTOTAL CHANGE ORDER NO. 1	$44,463.00	($1,135.00)
NET TOTAL CHANGE ORDER NO. 1	$43,328.00	

CONTRACT CHANGE ORDER

Building Tomorrow's Dreams Today

Change order No: 4

From: J L Tripp Builders
2055 Edgewood Ave W
Jacksonville, FL 32208
(904) 613-5097

To: City of Jacksonville
Attn: Torrance Cox
214 N Hogan St, 10th Floor

Date: 2/12/2014
Job Name: Risk Mgt-St. James Bldg
Contract Job No.: 9586-10/JCF-0087-13
Prepared by: Judi Tripp

The work covered by this order shall be performed under the same terms and conditions as that included in the original.

This change order is for labor and material for the following:

Section 1:

1.) Television:

-Hanging of TV in conference room to include additional low voltage wiring and backing for TV brackets on both ends of room which includes twenty five (25) feet of HDMI, RCA, and two (2) CAT 5 wires. Price includes materials , delivery fees and installation.

Installation-$300
Material Costs-$400
Delivery Fees-150.00
Total cost-$850.00

2.) Carpet:

-Difference in pricing for changing of carpet to an off the shelf for immediate installation.

Total cost: $880.00

3.) Sheetrock Repair:

-Additional sheetrock repair due to addition of electrical and low voltage boxes.

Labor Costs$150/hr for 2 hours
-Foreman @ $45/hr, 1 carpenter @ $25/hr, 4 laborers @ $20/hr

Total Cost: $300.00

4.) Acoustical:

-Additional acoustical ceiling removal and repair for the installation of the new VAV and light fixtures.

Material Cost-$200.00
Labor Costs-5 hrs labor @ $110/hr=$550.00
-Foreman @ $45/hr, 1 carpenter @ $25/hr, 2 laborers @ $20/hr
Total cost: $750.00

5.) Additional Work Hours:
-Supervision of installation of new lights and VAV during nighttime and weekend hours.
-Covering of furniture and clean up of area to include the supplies needed to do so.
-Repair/patch/paint any areas needed during the installation of lights and VAV during night and weekend hours.
Labor costs-40 hours @ $90/hr
-Foreman @ 45/hr, 1 carpenter @ $25/hr, 1 laborer @ $20/hr
Total cost: =$3,600.00

Sub total of section 1-=$6380 plus 15%=$7,337.00

Section 2:
6A ~~6.~~) **Electrical:**
There were eleven (11) additional circuits and circuit breakers required to complete the Risk Mgt. job.
Note: reference room numbers here
-On West side wall in 3390 added one (1) quad receptacle pewr Owner's request.
-On West side wall the rewiring of circuit 8 and circuit 4 to free up for use in new cubicles.
-On East side wall addition of two (2) quad receptacles were added to accommodate more than one copier.
-In the Center of office 3387 there are three (3) additional circuits with circuit breakers to be added.
-In Breakroom 3392 addition of one (1) circuit and circuit breaker needed to accommodate refrigerator # 3.
The above were all provided by The Ohmega Group in letter dated 1/16/14.
As a response to RFI # 5, there were seven (7) additional circuit and circuit breakers that needed to provided to complete the job:
-One (1) in office 3385 to accommodate the additional five (5) quad receptacles that were added.
-One (1) in office 3390 to separate that office from the neighboring office.
-Four (4) additional circuit and circuit breaker in the breakroom to accommodate two (2) toaster ovens and additional outlets that were added.
-One (1) additional circuit and circuit breaker for the VAV to be added in office 3621 across the hall from Risk Mgt.
-Relocate three (3) circuits on the West side wall of 3387 for furniture.
-There were two (2) boxes added with one inch stub ups in room 3387.
-There are three (3) additional lights being added to the storage room 3391 per Owners request.
Total Cost-$6800.00 plus 10%=$7,480.00

7.) Installation of New Lights:
-The old lights were put back in the spots where the new lights are to go (62-2x4 layin fixtures and 9-2x2 layin fixtures). Additional cost to remove the old and install the new light fixtures , wire up the 62-2x4 new layin fixutres and the 9-2x2 new layin fixtures once they arrive .
-This will include any after hours and weekend work time required to complete job at no additonal cost per Owners request for installation. Storage of new ligths to be determined by Owner until installation.
Total cost- $90x142 fixtures =$12,780.00 plus 10%= $14,058.00

8.) Mechanical:

-To install additional VAV and ductwork according to the additional plans and specs provided by COJ/MC Engineers in letter dated 1/14/14. This will include any after hours and weekend work time required to complete job at no additonal cost per Owners request for installation. This is same cost as the original scope of work.

Total cost-$11,000.00 plus 10%=$12,100.00

9.) Controls:

-To change controls from Trane controls to Johnons Controls per RFI # 7-$600.00 plus 10%=$660.00

-To move service back to new location per email from Wayne Kelly received on 2/18/14 through Mr. Cox-$1400.00 plus 10%=$1,540.00

Labor Costs to add boxes, stub outs, do sheetrock repair for the relocation o fthe controls.

-8 hours @ $110/hr=$880.00 plus 15%=$1,012.00

-Foreman @ $45/hr, 1 carpenter @ $25/hr, 2 laborers @ $20/hr

Material plus delivery Costs -$240.00 plus 15%=$276.00

Total cost-$3,488.00

Sub-total of section 2: $37,126.00

Grand total-$44,463.00-$1135 credit for ice maker which Owner will now supply=$43,328.00

Written: Forty three thousand three hundred and twenty eight dollars and zero cents.

By: _____

By: _____

By: __Judi Tripp_____

J L Tripp Builders

Previous Contract Amount:	$	174,440.00
Change order # 1	$	1,500.00
Change order # 2	$	7,986.00
Change order # 3	$	11,161.80
Change order # 4	$	43,328.00
Total Contract and Extras:	$	238,415.80

DEPARTMENT OF PUBLIC WORKS

h

Jacksonville
Where Florida Begins.

REQUEST FOR INFORMATION (RFI)

PROJECT: **Risk Management-St. James Building**

DATE: 2/18/14 @ 2:43pm

RFI # 7

CONTRACTOR: **J L Tripp Builders.**

SPEC REF:

CONTRACT/P.O. #: **JCF-0087-13**
9586-10

DWG REF:

RFI DESCRIPTION:

1.) For the new VAV installation plus the four existing, the controls spec'd for the job were Trane controls. Per Bill Dekle the controls to be used were to be Johnson controls as the entire 3rd floor is set up with Johnson control panels. As these control panels allow for the communication (language) there is a difference in the way the two systems operate. As was spec'd with Trane for this space the two systems will not communicate and will need to be changed to Johnson controls to mirror the rest of the floor. The difference to change to a Johnson control panel to allow for communication to the VAV system would be approximately $2800.00 plus the 10% that we are allowed. We will add this to the change order but will also provide a credit of $1135.00 for the icemaker that will no longer need to be purchased per Owner.

Please advise.

SUBMITTED BY: Judi Tripp

Contractor's Representative

REQUEST REPLY BY:

REPLY: Owner is in agreement to all the above please move forward.....

DATE: 2/11/2014

PROPOSAL

Crews Electrical Contracting, Inc.

To: J L Tripp Builders
2055 Edgewood Ave W
Jacksonville, FL 32208

Job: City of Jacksonville
Risk Management

From: Crews Electrical Contracting Inc.
Jack Crews
15779 Shellcracker Rd.
Jacksonville, Fl. 32226
Fax: 503.0644
Jackcrews electric@yahoo.com

Change Order # 2

We propose to provide labor and materials for this change order as follows:

1.) Added one (1) circuit in office 3390.
2.) Added five (5) circuits in break room.
3.) Added one (1) circuit in room 3382.
4.) Added one (1) circuit in room 3386 for outside wall.
5.) Added three (3) circuits in room 3387 for furniture in the middle.
6.) Added one (1) circuit in room 330 administrative for FPVAV.
7.) Purchase of two (2) breakers for 277 volt panel for FPVAV.
8.) Relocated three (3) circuits for furniture by window room 3387.
9.) Added three (3) light fixtures in store room 3391.
10.) Added two (2) quad receptacles on East wall room 3387.
11.) Added one (1) quad receptacle on West wall room 3390.

The work provided in this change order shall be performed under the same terms and conditions as that included in the original proposal.

Our price for providing labor and materials for this change order is: $6,800.00

Payment terms: upon completion

Accepted and approved by: _____

Date: _____

EC 0002534 Crews Electrical Contracting, Inc. 904-382-9542

DEPARTMENT OF PUBLIC WORKS

Jacksonville
Where Florida Begins.

REPLY BY: Tarrance A Cox DATE: 2/18/14

Owner's Representative

This reply does not necessarily constitute an increase in contract value or time. Any Change in contract value or time will require supplemental information submitted by the contractor for review and approval.

DATE: 2/11/2014

PROPOSAL

Crews Electrical Contracting, Inc.

To: J L Tripp Builders
2055 Edgewood Ave W
Jacksonville, FL 32208

Job: City of Jacksonville
Risk Management

From: Crews Electrical Contracting Inc.
Jack Crews
15779 Shellcracker Rd.
Jacksonville, Fl. 32226
Fax: 503.0644
Jackcrews electric@yahoo.com

Change Order # 3

We propose to provide labor and materials for this change order as follows:

1.) To disconnect and remove sixty two (62) 2x4 old lay in fixtures and nine (9) 2x2 old lay in fixtures for a total of 71 light fixtures when new ones arrive.
2.) Reinstall and wire sixty two (62) 2x4 new lay in fixtures and nine (9) 2x2 new lay in fixtures for a total of seventy one (71) new fixtures.

Note: This work will be done at night and weekends after tenants have moved in and when new lights have arrived.

The work provided in this change order shall be performed under the same terms and conditions as that included in the original proposal.

Our price for providing labor and materials for this change order is: $12,780.00

Payment terms: upon completion

Accepted and approved by: _____

Date: _____

EC 0002534 Crews Electrical Contracting, Inc. 904-382-9542

January 14, 2014 Revised

VRL Architects, Inc.
1449 Palm Avenue
Jacksonville, FL 32207

Consulting Engineers

Attention: Mr. Steve Lazar, AIA

Reference: Risk Management Space Planning - City Hall, 3rd Floor
HVAC Zone Issues

Dear Mr. Lazar:

Demo 8x6 duct serving Room 3621 from 18x12 trunk duct in Room 3380 and provide a new 300 CFM VAV terminal for room 3621 and adjacent corridor #3070. Re-attach 8x6 existing duct to new VAV, locate sensor to the east side of Room 3621 entry door on the south wall. Serve the new VAV terminal from the main 70x14 trunk duct over Room 3621. Supply VAV by a 10" round flexible duct with spin-in fitting with scoop and locking damper.

Demo duct serving Risk Management Area #3350 from 6x10 coming from Budget Area to the South. Cap existing tap and insulate. Reserve Area #3350 from existing 12x10 trunk duct in Room #3380 with new 6x10 duct.

Set diffuser CFM's as follows:

Room 3621	200 CFM
Corridor 3070	100 CFM
Area 3350	160 CFM

Tie new VAV terminal into building EMS and indicate on EMC terminal screen.

Demo existing 8x12 duct serving Room 3360 and cap. Install new 10x12 and extend from existing FPVAV in Budget. Demo existing 8x12 and replace with new 10x12 to Room 3360. Set existing diffusers in Room 3360 @ 150 CFM each.

See attached plans. If you have any questions or require additional information, please feel free to contact us.

Sincerely,

M. V. CUMMINGS ENGINEERS, INC.

Wayne C. Kelly PE

Wayne C. Kelly, P.E.
President

cc: Mr. Tom McKnight
City of Jacksonville Engineering Division

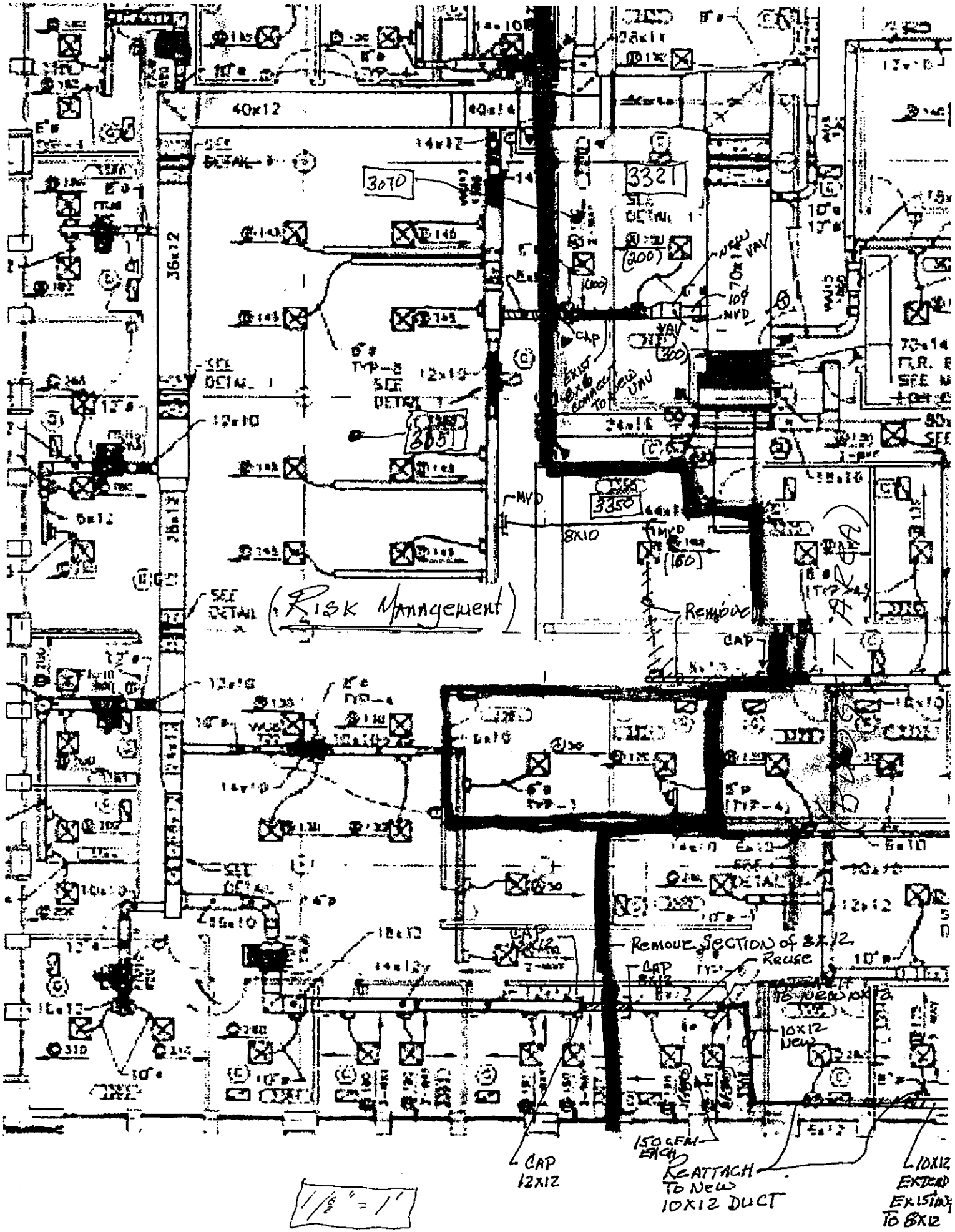
40x12
40x14
14x12
3070
3321
36x12
(200)
(100)
70x14 VAV
10" NVD
VAV
(300)
CAP
EXIST 8x8 CONNECT TO NEW VAV
6" TYP-3 SEE DETAIL
12x10
3051
3350
MVD
8X10
(160)
(Risk Management)
Remove
CAP
Remove Section of 8x12 Reuse
CAP 8x12
10x12 New
CAP 12x12
150 CFM EACH
REATTACH To New 10X12 DUCT
10X12 EXTEND EXISTING TO 8X12
1/8" = 1'

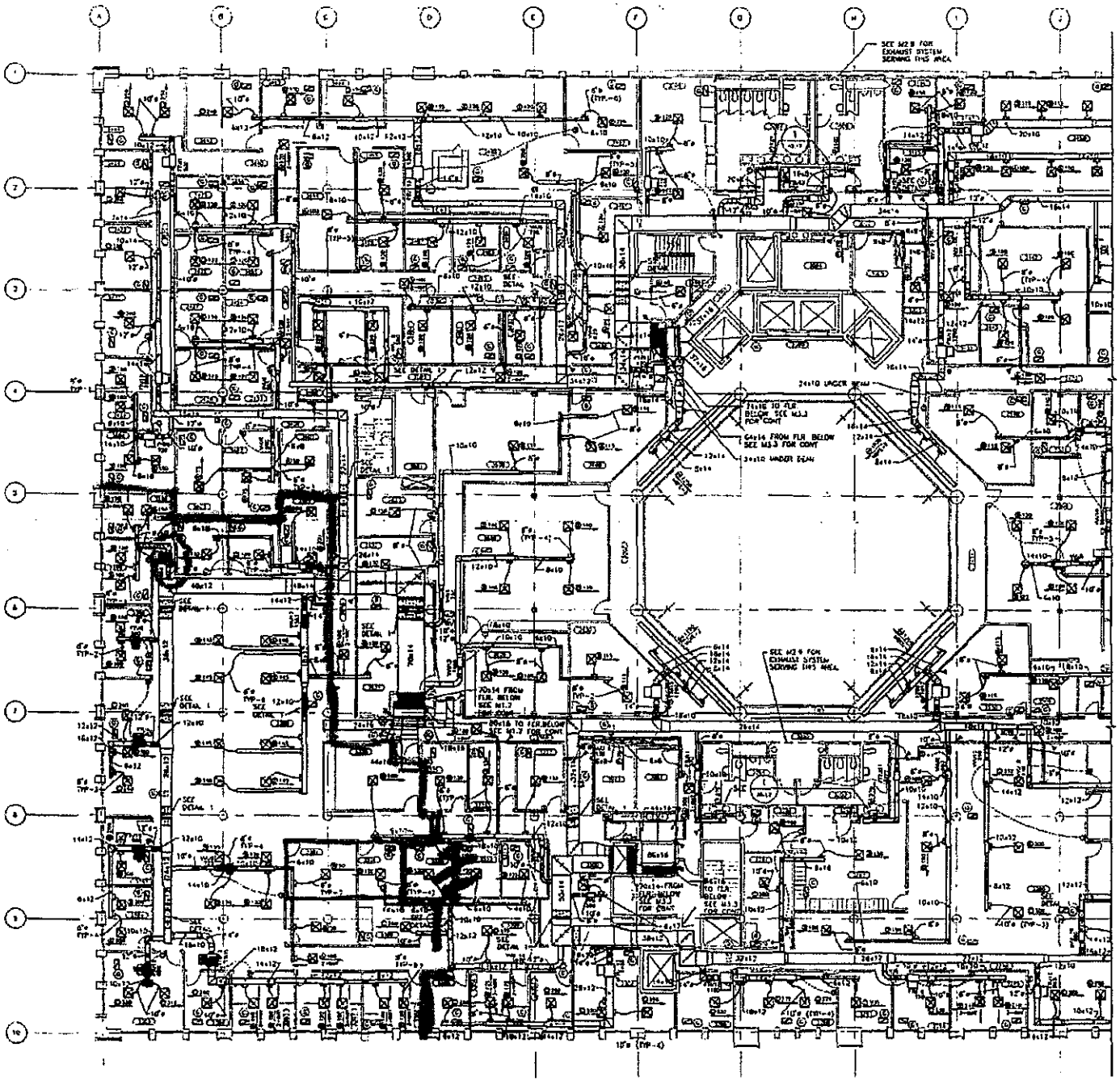

GENERAL NOTES:

1. REFER TO ARCHITECTURAL DRAWINGS FOR DIMENSIONS AND AESTHETIC LOCATIONS FOR ALL CEILING MOUNTED AND SIDEWALL MOUNTED AIR DISTRIBUTION DEVICES. IN ALL INSTANCES THAT THE LOCATION ON THE ARCHITECTURAL DRAWINGS CONFLICT CONCEPTUALLY WITH THE LOCATION REPRESENTED ON THIS SHEET, OBTAIN DIRECTION FROM BOTH THE ARCHITECT AND ENGINEER PRIOR TO INSTALLATION OF THE DEVICE.
2. LVL DIFFUSOR IS TO BE 28'-0" LONG W/ A 4'-0" RETURN SECTION @ EACH END & (4) 5'-0" MODEL NP-36 DIFFUSER PLENUMS FOR THE SUPPLY SECTION

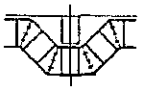

TYPICAL DUCT OFFSET (1 / M1.9)

SCALE: 1/2" = 1'-0"

NOTE: FOURTEEN INCH DEEP DUCT SHOWN DESIGN SCHEME TYPICAL FOR OTHER SIZE DUCTS

3rd Floor HVAC Plan - West

SCALE: 1/8" = 1'-0"

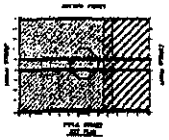

Revisions:

21 December 1994
DDS Submittal

22 FEBRUARY 1995
100% Submittal

23 June 1995
Bid Documents

Saxelbye Architects & Engineers, Inc.

St. James Building Renovation
Jacksonville, Florida

3rd Floor HVAC Plan - West

Date: April 12, 1995
Drawn by: TA/TDH
Checked by: JAC

Sheet Number:
M1.9

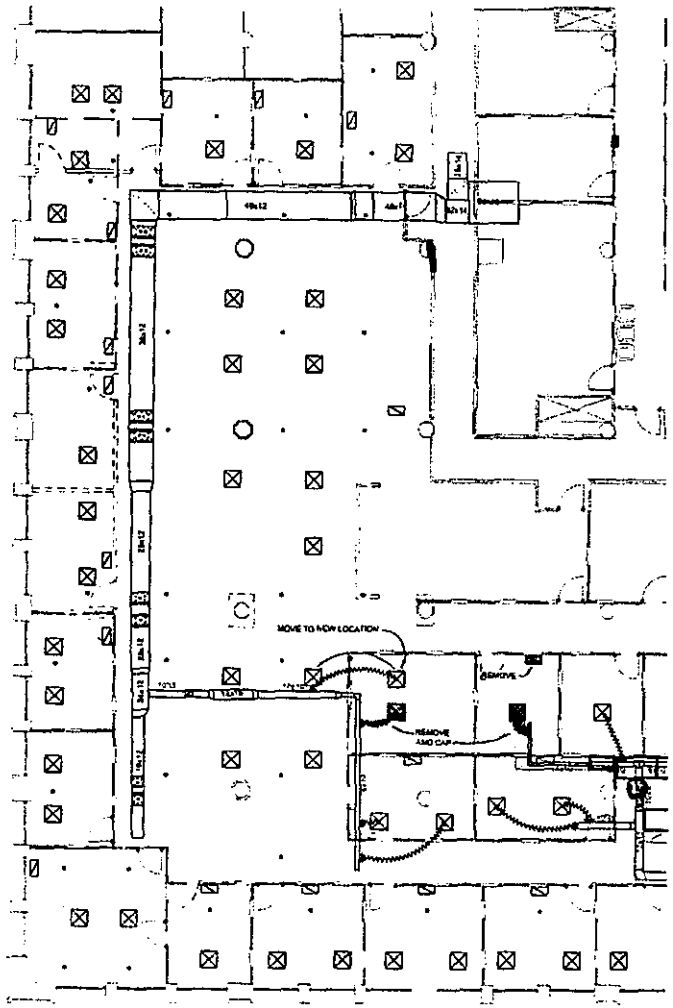

ENLARGED MECHANICAL DEMOLITION PLAN

SCALE: 1/8"=1'-0"

DEMOLITION NOTES:

1. RELOCATE DIFFUSERS AS INDICATED SEE ARCHITECTURAL REFLECTED CEILING PLAN FOR MORE DETAIL
2. CLEAN AND REUSE DIFFUSERS AS NEEDED
3. RELOCATE EXISTING SPRINKLER HEADS TO NEAREST CENTER OF TILE IN AREAS OF NEW CEILING

NEW MECHANICAL NOTES:

1. ROUTE NEW DUCTWORK AS HIGH AS POSSIBLE NEW FLEX TO BE AS STRAIGHT AS POSSIBLE
2. WHERE DEMOLITION LEFT AN UNUSED OPENING IN THE MAIN DUCTWORK, PATCH DUCTWORK AND INSULATE-MATCH EXISTING. MASTIC ALL REPAIR AREAS TO DUCTWORK WHEN PATCH WORK IS COMPLETE
3. LOCATE NEW SPRINKLER HEADS IN CENTER OF NEW CEILING TILES AS SHOWN
4. SEE ARCHITECTURAL PLAN FOR EXACT LOCATIONS AND FINISHES OF CEILING DIFFUSERS AND RETURN AIR GRILLES
5. INCREASE EXISTING AIR HANDLER SERVING THE NEW CONFERENCE ROOM BY 700 CFM IF POSSIBLE. USE EXISTING SHEAVES UNIT IS LOCATED IN ROOM 2071 PER AS BUILT DRAWINGS
6. EXISTING RELOCATED SUPPLY DIFFUSER

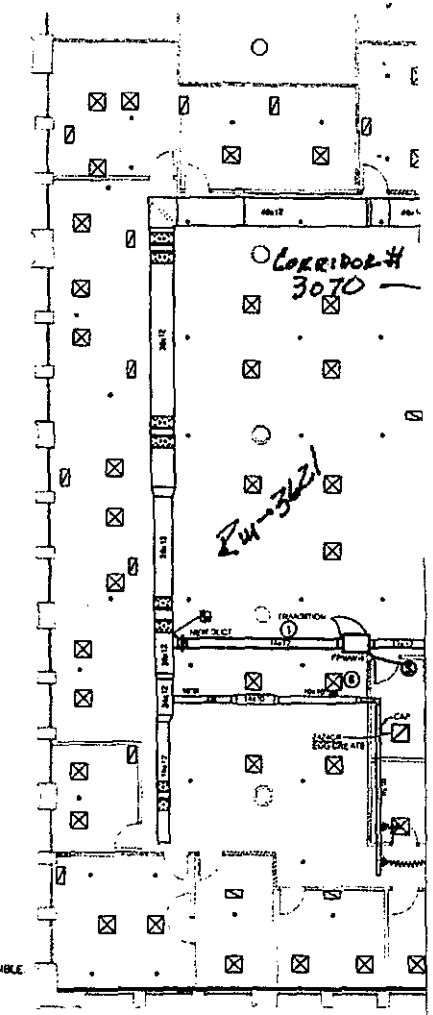

ENLARGED MECHANICAL

SCALE: 1/8"=1'-0"

12'0" 5'

SCAL

NO	BY	DATE	REVISIONS

V·R·L Architects, Inc.
Stephen F. Lazar, AIA - Project Architect
1449 Paire Avenue
Jacksonville, Florida 32207
T (904) 723-3896
LIC NO: AAC001735

CITY OF JACKSONVILLE, FLORIDA
PUBLIC WORKS DEPARTMENT
PUBLIC BUILDINGS DIVISION

COJ PROJ NO	N/A	VRL PROJ NO	1314
PHASE:	100%	DRAWN BY:	RSM
DATE:	5 JUNE 2013	CHECKED BY:	WCK

RISK MANAGEME
CI
3RD FLO

Murray
SERVICES, INC.

802 Parker St.
Jacksonville, Fl. 32206

QUOTATION for WORK

DATE : 02/13/2014
CUSTOMER: RL Tripp
PROJECT: Risk Management
LOCATION: City Hall

WE PROPOSE THE FOLLOWING:

Furnish & Install additional 300 CFM VAV and reconfigure duct & diffussers per Architects letter dated 01/14/2014 Revised.

PROJECT COST: $11,000.

NOTES:

- Quote recognizes no plan or spec other then hand drawn drawing and Architects letter.
- Quote excludes High Voltage electrical.
- Quote is complete as outlined above including all labor, material, tax & permit.
- Quote good for 30 days.

Thank you,

Keith Murray

Murray Services, Inc.
Florida State Certified Air Conditioning Contractor # CAC056655

ACCEPTANCE

The terms above are satisfactory and hereby accepted. You are authorized to perform work as specified. Payments guaranteed as work is completed.

Signature : _____ **Date:** _____

OFFICE (904) 356-3600 *FAX (904) 356-5222*

OHMEGA
The Ohmega Group, LLC
ENGINEERING TECHNOLOGY ENERGY
Traditional Values Modern Approach

January 16, 2014

Mr. Thomas McKnight
Capital Improvement Construction Manager
City of Jacksonville
Jacksonville, Florida 32202

Subject: **Risk Management Office Relocation**
Additional Electrical Circuits

Tom,

In review of the letter sent by J.L. Tripp Builders, dated January 16, 2014, I am providing the following recommendations:

West Side Wall

1. Office 3390 receptacles are currently supplied by circuits 3LNL3-1,3,8. Remove existing circuit 3LNL3-8 from this space for use in Open Office 3387 for the new cubicles. Utilize only existing circuits 3LNL3-1,3 for Office 3390.
2. Office 3386 receptacles are currently supplied by circuits 3LNL3-4,7. Remove existing circuit 3LNL3-4 from this space for use in Open Office 3387 for the new cubicles. Utilize only existing circuits 3LNL3-7,9 for Office 3386. It may be necessary to balance the receptacles in Offices 3386, 3385, 3384, 3383, 3382 equally across circuits 3LNL-7,9.
3. The stated changes in Items 1 & 2 above will free up circuits 3LNL3-2,4,6,8 and the (2) spares (mentioned in the JL Tripp letter) for use in the new cubicles to be installed along the west wall adjacent to the windows. JL Trip will be required to identify the circuit numbers for the (2) spare circuits referenced in their letter.

East Side Wall

1. JL Tripp identified (4) existing circuits supplying the east wall receptacles in Open Office 3387. (3) of the existing circuits will be used to supply the new cubicles to be installed along that wall. The remaining circuit will be used to supply the proposed copier and other receptacles to be located along that wall.

Center

1. (3) additional circuits are needed to supply the cubicles to be installed along the center of Open Office 3387. These circuits will need to be located and identified. This is currently a shortfall with the limited amount of breakers already in use.
    a. There are currently (2) available circuit breaker spaces located at circuits 3LNL3A-37, 39 that may be utilized to supply the cubicles. Provide compatible circuit breaker in panel.
    b. There is a shortfall of (1) circuit breaker that needs to be rectified.

phone: 904 807 6512 | fax: 904 807 6550 | 1756 Silver Street Jacksonville Florida 32206 |
www.ohmegagroup.com

ENGINEERING | TECHNOLOGY | ENERGY
Traditional Values, Modern Approach

Break Room

1. The plans currently show the following circuits in Break 3392:
    a. Refrigerator #1 – circuit 3LNL3-34
    b. Refrigerator #2 – circuit 3LNL3A-43
    c. Microwave Oven #1 – circuit 3LNL3-39
    d. Microwave Oven #2 – circuit 3LNL3-41
    e. Existing break room receptacle circuits – 3LNL3-10,12. These circuits should be adequate to supply counter top receptacles and the TV and other miscellaneous light loads.
2. The following loads identified in the JL Tripp letter will require a new circuit in Break 3392:
    a. Refrigerator #3 – Connect to available space at circuit 3LNL3A-35. Provide compatible circuit breaker in panel.

Due to the excessive number of loaded circuits in the renovated space and the significant lack of available spare breakers, the contractor shall measure all circuits supplying this space to ensure no circuits are overloaded.

Sincerely,

Mark A. Morley

Mark A. Morley, P.E., RCDD
President
The Ohmega Group, LLC

phone: 904 807 6512 | fax: 904 807 6550 | 1756 Silver Street Jacksonville Florida 32206 |
www.ohmegagroup.com

Robert Tripp

From: Cox, Torrance <TCox@coj.net>
Sent: Tuesday, February 18, 2014 10:41 AM
To: rtripp@oaktreepovs.com; jtripp@oaktreepovs.com
Cc: Cox, Torrance; McKnight, Thomas; Perin, Mitchell; Duckworth, Twane
Subject: FW: Risk Management renovation

FYI --

From: Wayne C. Kelly [mailto:WCKelly@mvce.net]
Sent: Friday, February 14, 2014 2:18 PM
To: Steve Lazar; Cox, Torrance
Subject: Risk Management renovation

Steve
I spoke with Torrance Cox of the City of Jacksonville about the Vav Fan Terminals for Risk Management renovation. The existing stats serve existing VAV Fan Terminals along the West exposure of the renovation area. There are four stats serving four VAV Fan Terminals that need relocating due to walls being removed. The stats should be relocated as follows;
The Northern most stat is to be remounted on the Northern most remaining office wall towards the interior away from the perimeter.
The Southern most stat is to be remounted on the Southern most remaining office wall towards the interior away from the perimeter.
The two stats in between the Northern most and Southern most office along the West exposure can be tied together and mounted on the closest interior column facing the West exposure of the open space. This will allow the two VAV Fan Terminal units to function as one serving the newly created open space.
--

Wayne Kelly, PE
M.V. Cummings Engineers, Inc.
904-724-0660
WCKelly@mvce.net