3

SUBJECT: RFQ FOR DESIGN BUILD SERVICES LASALLE STREET DRAINAGE IMPROVEMENTS

BID #: CDB-0012-21 **OPEN DATE: 2020-11-04**

COMPETITIVE SEALED PROPOSAL EVALUATION COMMITTEE

KIND AND BASIS OF CONTRACT: CONSTRUCTION – DESIGN/BUILD- PRE-QUALIFICATIONS

AGENCY: DEPARTMENT OF PUBLIC WORKS

BASIS OF AWARD: EVALUATION CRITERIA

NUMBER OF BIDS INVITED: 6 **NUMBER RECEIVED: 4** **OTHER: 0**

SUMMARY OF BIDS AND RECOMMENDED ACTIONS:

Recommend approval to amend the award with Haskell Company to incorporate Phase 2 Scope & Fee Summary, Exhibit C, known as Amendment 2, for the construction of the pump station elements detailed in the AECOM design documents, and completion of 100% design for the project as outlined in the RFQ not to exceed $23,756,992.00 which includes $1,753,945.00 in contingency. The total estimated design time will be 18 months from the Notice to Proceed. The new total project GMP not to exceed $30,066,186.76.

Funding through multiple sources- To be executed by formal amendment contract and encumbered via Purchase Order

ATTACHMENTS: Recommendation Memo, Exhibit C, and Previous Awards

ANALYST _____ JACLYN STAMOS

RESPECTFULLY SUBMITTED _____ DUSTIN FREEMAN, CHIEF PROCUREMENT DIVISION

CONCURRENCE BY: Robin G. Smith, P.E., Director, Public Works Department

---

(ALL AWARD ACTIONS SUBJECT TO LAWFULLY APPROPRIATED FUNDS)
ACTION OF CSPEC COMMITTEE ON RECOMMENDATIONS ABOVE

MEMBERS APPROVING_____ MEMBERS DISAPPROVING_____ DATE:_____

_____ _____ OTHER_____

_____ _____

_____ _____

_____ _____

_____ _____

ACTION OF AWARDING AUTHORITY DATE _____

APPROVED_____ DISAPPROVED: _____

OTHER: _____

SIGNATURE OF AUTHENTICATION _____

City of Jacksonville, Florida

Lenny Curry, Mayor

Department of Public Works
Engineering & Construction Management Division
214 N. Hogan Street, 10th Floor
Jacksonville, FL 32202
(904) 255-8762
www.coj.net

ONE CITY ONE JACKSONVILLE

June 7, 2023

TO: Dustin Freeman
Chief of Procurement

THRU: Steven D. Long, Jr., P.E.
Director of Public Works

FROM: Will Williams, M.B.A.
Director of Operations

Robin G. Smith, P.E., Chief
Engineering and Construction Management

SUBJECT: CDB-0012-21 Design Build Services for LaSalle St. Drainage Improvements
The Haskell Company Contract 71575-22 PO 637368-22 Amendment 2

In accordance with Design/Build CDB-0012-21, Contract 71575-22, the Design Build Services for LaSalle St. Drainage Improvements project was awarded in the amount of $2,109,194.76 to provide 60% Design and Pre-Construction Services for Phase 1. Amendment 1 in the amount $4,200,000.00 was to provide drainage design to 60% for Phase 2 of the project. Amendment 2 for Phase 2 is for the construction of the pump station elements detailed in AECOM design documents, and completion of 100% design for the project as outlined in the RFQ documents provided by the City of Jacksonville. Negotiations have resulted in the attached Scope & Fee Summary, Exhibit C, in the amount of $23,756,992.00, which includes $1,753,945.00 in contingency. The total estimated design and construction time will be 18 months to complete Phase 2. This project was bid as encouragement.

Accordingly, this is to recommend that contract 71575-22, originally executed March 23, 2022, with The Haskell Company for Design Build Services for LaSalle St. Drainage Improvements be amended to incorporate the attached Scope and Fee, Exhibit C to increase the GMP by $23,756,992.00 to a new GMP amount of $30,066,186.76.

Funding is as follows:

See Attached Sheet	$23,756,992.00

RGS/rac

Attachment: Exhibit C- Scope & Fee Summary

Cc: Richard A Cooper, Engineering and Construction Management
Lori A. West, Engineering and Construction Management
Jonathan Page, Engineering and Construction Management

EXHIBIT C

HASKELL

Joe Kantor
Project Director

June 2, 2023

Re: LaSalle Street Drainage Improvements
Jacksonville, Florida
Pump Station GMP Proposal

Mr. Jonathan P. Page, P.E.
City of Jacksonville
Project Manager
City of Jacksonville | Public Works Department
214 North Hogan Street, 10th Floor
Jacksonville, Florida 32202

Dear Mr. Page;

Haskell is pleased to submit to the City of Jacksonville for your review and approval our firms Pump Station GMP proposal for the LaSalle Street Drainage Improvements project. It is anticipated that this portion of the project will be completed no longer than 18 months from Notice to Proceed of this scope in anticipation of procurement of long lead items. Inclusion of this scope of work will allow the construction of the pump station elements detailed in AECOM design documents, and completion of 100% design for the project as outlined in the RFQ documents provided by the City of Jacksonville. Permit applications are being prepared based on these documents, but the authority having jurisdiction will have the ultimate authority of permitting approval.

The Scope of Work for this proposal was developed utilizing the documents listed below:

1. LaSalle Street Drainage Improvements Drawings (February 2023)
2. LaSalle Street Drainage Improvements Specifications (February 2022)
3. Greenscape Celebration Park Bulkhead Replacement Drawings (December 2022)
4. Greenscape Park Bulkhead Replacement Specifications (June 2022)

Haskell's pump station pricing proposal includes the following attachments:

1. GMP Summary
2. Clarifications
3. Vendor/Subcontractor Proposals
4. Project Risk Register

Design and Construction Total Value - $26,266,544

Credit for Amendment #1 Construction Previously Authorized - $2,509,552

Proposed Contract Amendment - $23,756,992

Current Contract Value - $6,309,194.76

Proposed Total Contract Value - $30,066,186.76

Haskell is thankful for this opportunity and is available at City's convenience to answer any questions they may have concerning this pricing proposal.

Sincerely,

Joe Kantor

EXHIBIT C

HASKELL		TOTAL GMP PRICE	$ 26,266,544		SF	
				#DIV/0!	/SF	
Project #:	6704142					
Job Name:	COJ LaSalle PS Concrete					
Date:	4/21/2023					
Bid Package	**Description**		**Carry**	**Subcontractor**	**%**	**$/UM**
			$ -		0.0%	#DIV/0!
	GENERAL CONDITIONS		$ 2,191,222	Lump Sum	8.3%	#DIV/0!
	GENERAL REQUIREMENTS		$ 591,850	Lump Sum	2.3%	#DIV/0!
			$ -		0.0%	#DIV/0!
1	SECANT WALLS AND AUGERCAST PILES		$ 3,837,289	Morris Shea	14.6%	#DIV/0!
2	PURCHASE PUMPS		$ 1,002,835	Custom Pump	3.8%	#DIV/0!
3a	STORM LINE AND FORCEMAIN DISCHARGE		$ 2,424,190	Jax Utilities Management, Inc.	9.2%	#DIV/0!
3b	STORM LINE AND FORCEMAIN DISCHARGE (Materials)		$ 1,151,984	Ferguson/Country/American	4.4%	#DIV/0!
4	SITEWORK		$ 1,343,255	Allsite Contracting	5.1%	#DIV/0!
5	MARINE WORK		$ 369,001	Farrell Brothers	1.4%	#DIV/0!
6	DEWATERING		$ 750,000	ALLOWANCE	2.9%	#DIV/0!
7	FENCING		$ 36,882	Armstrong Fence	0.1%	#DIV/0!
8	CONCRETE		$ 2,986,539	Haskell	11.4%	#DIV/0!
9	METALS		$ 278,833	Haskell	1.1%	#DIV/0!
10	PRE-FABRICATED BUILDINGS		$ 139,012	Leesburg Concrete	0.5%	#DIV/0!
11	PROCESS MECHANICAL		$ 1,559,125	Haskell	5.9%	#DIV/0!
12	STOP LOGS		$ 218,710	Whipps	0.8%	#DIV/0!
13	ELECTRICAL		$ 1,298,690	Lighthouse	4.9%	#DIV/0!
14	INSTRUMENTATION AND CONTROLS		$ 159,559	Revere Controls	0.6%	#DIV/0!
15	PAINTING		$ 71,326	S. David Painting	0.3%	#DIV/0!
16	MASONRY		$ 61,732	EKB Masonry	0.2%	#DIV/0!
17	LANDSCAPING		$ 42,436	CSS Landscaping	0.2%	#DIV/0!
18	STORMWATER TREATMENT UNITS		$ 268,460	Contech Engineered Solutions	1.0%	#DIV/0!
19	PAVING (included with sitework package 4)		$ -	Allsite Contracting	0.0%	#DIV/0!
20	HVAC		$ 12,650	Axium Alliance	0.0%	#DIV/0!
21	DEMOLITION (HAZ MAT Survey Dependent)		$ 20,000	ALLOWANCE	0.1%	#DIV/0!
	HAZARDOUS MATERIAL SURVEY		$ 2,820	WSP	0.0%	#DIV/0!
	GREENSCAPE PARK RESTORATION		$ 200,000	ALLOWANCE	0.8%	#DIV/0!
			$ -		0.0%	#DIV/0!
			$ -		0.0%	#DIV/0!
			$ -		0.0%	#DIV/0!
	Sub Total		$ 21,018,399			
	Contingency / Risk Register (Cost of Work)		$ 1,753,945		6.68%	#DIV/0!
	Design Fee - 60% to 100%		$ 474,299		1.81%	#DIV/0!
	EOR Services During Construction		$ 425,000		1.62%	#DIV/0!
	Goodwill Property Improvements		$ -		0.00%	#DIV/0!
	Builder's Risk Insurance	1.25%	$ 184,487		0.70%	#DIV/0!
	General Liability Insurance	1.20%	$ 315,199		1.20%	#DIV/0!
	P & P Bond	0.75%	$ 196,999		0.75%	#DIV/0!
	Other	0.00%	$ -		0.00%	#DIV/0!
	Tech Fee	0.25%	$ 65,666		0.25%	#DIV/0!
	Gross Receipts Tax	0.00%	$ -		0.00%	#DIV/0!
			$ -		0.00%	#DIV/0!
	Sub Total		$ 24,433,994			
	OH & P	7.50%	$ 1,832,550		6.98%	#DIV/0!
			$ -		0.00%	#DIV/0!
		TOTAL GMP PRICE	$ 26,266,544		100.00%	#DIV/0!
	Credit for Amendment 1 Construction (Inclusize of Indirects)		$ (2,509,552)			
	Proposed Contract Amendment		$ 23,756,992			

EXHIBIT C

HASKELL

LaSalle Drainage Improvements (Pump Station) **June 2, 2023**
Jacksonville, Florida
GMP Clarifications and Assumptions

1. The Design-Builder includes Florida State Sales Tax.
2. The Design-Builder includes the cost of Davis-Bacon Prevailing Wage Rates.
3. The Design-Builder excludes the cost to implement the American Iron and Steel provision of P.L 113-76, Consolidate Appropriations Act, 2014.
4. Design-Builder does not guarantee any specific line item provided as part of the GMP, and has sole discretion to apply payment due to overruns in one line item to savings due to underruns in any other line item. Design-Builder agrees, however, that it will be responsible for paying all costs of completing the Work which exceed the GMP, as adjusted in accordance with the Contract Document.
5. The Design-Builder includes cost for temporary utility connections for power, telephone, data, and water. Temporary utility usage for telephone, and data are specifically included. Temporary utility usage of water and power beyond typical construction use is specifically excluded.
6. The Design-Builder excludes temporary and permanent utility connection and associated impact fees. Risk Register item has been included to address this scope but may not be sufficient for final costs.
7. The Design-Builder excludes the removal, hauling, disposal, and replacement of unsuitable soils not identified by the Geotechnical Survey.
8. The Design-Builder excludes the removal and replacement of rock not identified by the Geotechnical Survey.
9. The Design-Builder excludes the removal, hauling, disposal, and abatement of any contaminated soils or groundwater. The area will be testing in accordance with the Phase 2 ESA. Cost associated with any clean up or haul off will need to be determined once testing is completed.
10. The Design-Builder excludes the removal, hauling, disposal, and abatement of hazardous materials and associated abatement. An allowance for building demolition has been established but may not be sufficient.
11. The Design-Builder has included an allowance for Permit Fees. Reconciliation of project costs to occur at completion.
12. The Design-Builder includes Survey Fees.
13. The Design-Builder has not included any specific JSEB or Small Business contracting goals. It is understood that this project is exempt due to federal funding component. Haskell will work with the City to identify small business contracting opportunities when feasible.
14. The Design-Builder has included the costs associated with rental and rental agreement of 1604 San Marco Blvd for project offices, outreach and laydown. Costs for exterior improvements of this property have not been included.

HASKELL

15. The Design-Builder has excluded any costs for the restoration of City roadways. It is expected that roadways will be replaced as part of this project.
16. The Design-Builder excludes the cost for cathodic protection.
17. The Design-Builder excludes the cost to encase any yard piping not indicated on the contract drawings.
18. The Design-Builder excludes the cost to fill the diesel fuel tanks.
19. The Design-Builder has included language in the bidding documents for pricing to be valid for 120 days following initial pricing submission date. Some scopes require action prior to bid expiration date. Haskell will work with the City to identify early release procurement items and fast track for release. Haskell understands that full City approval may take longer than 120 days to occur and will work with the City in good faith in the best interest of the project.
20. Design-builder has included 10 D-Rings with 5 harnesses in our proposal.
21. Pricing proposal acknowledged previously authorized construction funding as part of amendment #1.
22. Pricing proposal includes 100% design costs and T&M costs for EOR services during construction. EOR services during construction scope no longer includes costs for continuous onsite EOR services. A portion of the EORs estimate for services during construction has been included in the GMP ($425,000). Additional funds have been included in the contingency for use above and beyond the SDC budget established. These additional funds shall be authorized by City staff as needed. All EOR costs for services during construction will be submitted to the City for review and approval. AE Engineer will work with Design-Builder to insure that approval does not negatively impact project schedule.
23. Design-Builder have not included costs for environmental permitting for Greenscape Bulkhead Replacement project. It is expected that RS&H will address through professional services contract directly with City.
24. Design-Builder does not include costs for RS&H services during construction or further design for Greenscape Bulkhead Replacement project. It is expected that RS&H will address through professional services contract directly with City.
25. Design-Builder does not include costs for severe weather impacts to the project. It is difficult to quantify at this time and will addressed on a case by case basis.
26. Design-Builder expects general conditions efficiencies and overlap with the drainage portion of the project. Those efficiencies and overlaps will be addressed in the Drainage GMP.
27. Design-Builders general conditions and general requirements have been reviewed by representatives of the City based on a detailed review of duration, quantities, and rates and have been accepted. These items will be billed as a lump sum based on percent complete of the contract. It is understood that actual costs incurred may differ from lump sum billing and are at the risk of the Design Builder. The permitting & material testing allowance will be the only line items reconciled at the conclusion of the project.

HASKELL

28. Design-Builder has included in the installation of a temporary cofferdam at the Greenscape Bulkhead Replacement to facilitate the installation of 48" outfall piping.
29. Design-Builder has included costs to supply and install 48" ductile iron piping outfall in lieu of HDPE as indicated on the construction documents. The viability of installing HDPE will continue to be evaluated but at this time it is believed that HDPE can not be installed in this area due to numerous utility conflicts and close proximity to existing residences and traffic.
30. Design-Builder has included an allowance for Greenscape Park restoration. Design-Builder will provide cost backup for all costs incurred for this scope of work since it is difficult to determine all impacts to Greenscape Park due to the marine and outfall scopes of work at this time.
31. Design-Builder has included a line item in the risk register for vibration and settlement monitor per the City request on April 20, 2023. Design-Builder is currently obtaining a quote for these services and will provide as soon as it's available.
32. Design-Builder proposes the following contingency usage language:
    - The GMP includes a Contingency in the amount of One Million Seven Hundred Fifty Three Thousand Nine Hundred and Forty Five Dollars ($1,753,945) which is available for Design-Builder's exclusive use for unanticipated costs it has incurred that are not the basis for a Change Order under the Contract Documents. The Design-Builder will be required to receive COJ authorization, which shall not be unreasonably withheld without limitation, prior to using any of the Design-Builder Contingency funds. If COJ does not deny within ten (10) business days of request. the Design-Builder may use the Contingency funds as if the request had been approved by COJ.
33. Design Builder's proposal is in compliance with applicable standards referenced in design drawings and specifications. Inclusion of and requirements of additional, specific standards, including but not limited to those developed by, FDOT, JEA, AASHTO, MUTCD, will be evaluated on a case by case basis and may be eligible for equitable adjustment to the contract.
34. Design Builder's proposal is based on Waiver of Consequential Damages. Neither party shall be liable to the other party for any special, indirect, consequential, incidental or punitive damages, lost profits, lost business opportunity, however caused and on any theory of liability arising in any way out of this agreement. This provision in no way waives or limits the sovereign immunity granted to owner through the Florida constitution as codified in §768.28, Florida Statutes.
35. In accordance with Section 7.D of the Contract, the liquidated damages for each day that Substantial Completion extends beyond the LD Date for the Specific Project as agreed upon by the parties is $1,500 per day. Owner and Design-Builder agree that the total liability Design-Builder has for any liquidated damages that may be assessed under this Agreement for failure to achieve the Contract Times shall not exceed five percent (5%) of the Maximum Indebtedness.

EXHIBIT D AUGERCAST PILES

Scope:	01 SECANTS & AUGERCAST PILES	Company:	Martin Shea
Job No:	6704142	Contact:	Bill Shea
Project:	CDM Lafayette St Pump Station	Phone:	205-807-3264
Estimator:	Michael Hance	Email:	bshea@martinshea.com
		Lead Hours:	
Bid Date:	1/18/23 12:00 AM	Quote Good for Days?:	
Scope Notes:		Notes:	
		Bid Total:	$3,837,289

HASKELL

Item	Description	Haskell Quantity	UM	Haskell Estimate U.P.	Haskell Estimate Total Price	A	U.P.	Total Price	B	U.P.	Total Price		CARRY U.P.	CARRY Total Price
														$3,837,289
	BASE BID							3,791,788				A		3,791,788
	Secant Pile Walls F&I					Y		Incl				A		Incl
	Spoils Removal					N		Not Incl				A		Not Incl
	Waiers Furnish					Y		Incl				A		Incl
	Waiers Install					Y		Incl				A		Incl
	Mobilization					Y		Incl				A		Incl
	Pile Test					Y		Incl				A		Incl
	Tension Piles					Y		Incl				A		Incl
	Wage Type													
	Small/Minority Business Type													
	Subcontracts Through													
	SUBTOTAL					N		3,791,788			Select Y or N	N		3,791,788
	Sales Tax	7.50%				N		Included Above			"Y" to add tax	N		Included Above
	Sub/Vendor Bond	1.20%				Y		45,501			"Y" to add Subguard	Y		45,501
	TOTAL				$			$ 3,837,289						$3,837,289
	Alternate "1"													
	Alternate "2"													
	Alternate "3"													
	Alternate "4"													

morris-shea bridge company, inc.

609 south 20th street

irondale, alabama 35210-2025

(205) 956-9518 fax (205) 956-9579 www.morrisshea.com

March 20, 2023

Haskell Co.
111 Riverside Ave
Jacksonville, Florida 32202

Attention: Joe Kantor

RE: LaSalle Pump Station Secant Wall

Gentlemen:

We propose to furnish all labor, equipment, and materials required to install secant piles, slab piles, and walers for the referenced project.

Description	Quantity	Unit	Amount
Mobilization – One rig and support equipment	1	LS	$ 472,000.00
Design	1	LS	50,000.00
Secant Wall Template	335	LF	216,075.00
24" Secant Piles	187	EA	2,009,433.00
24" Slab Piles	8	EA	71,280.00
Furnish & Install/Remove Walers	1	LS	973,000.00
Total			$ 3,791,788.00

This proposal is based on the following:

- We include the mobilization of one drill rig and support equipment and have assumed all work will be completed in a single mobilization without delays from a flat, all weather, free draining working surface no lower than the top of the secant wall cap beam elevation.
- We include installing the secant wall template and all secant piles including all concrete and reinforcing steel as required by our design and specification.
- We include installing eight slab tension piles from working grade including all concrete and reinforcing steel. These piles will need to be cut off to final top of pile elevation by others during excavation.
- We include furnishing, fabricating, installing, and removing of all walers and struts per our design.
- We have relied on the accuracy of the revised geotechnical report prepared by WSP Environmental & Infrastructure, Inc. dated January 31, 2023. However, we deviated from the soil parameters provided in this report for the soil strata below about EL -31.5' because based on our interpretation, the friction angle should be 38 degrees and cohesion of 300 psf.
- This proposal reflects the current design drawings prepared by SBE, LLC. dated March 15, 2023.
- We do not include any cutoff or chipping of any secant piles or slab tension piles.
- We do not include any work associated with the installation of the secant wall cap beam. This work is to be performed by others.
- We do not include surveying and layout, any dewatering, or loading/hauling of spoils (we will stockpile for loading/removal by others).
- All work will be complete in approximately <u>18 weeks</u> once mobilization is complete. A rough breakdown of this schedule is as follows:

- Mobilization: 1 week
- Install Secant Pile Template: 3 weeks
- Install Secant Piles and Uplift Piles: 8 weeks
- Install Walers: 3 weeks
- Remove Walers: 3 weeks

- We have included a second mobilization to remove the walers. We would negotiate a deduct if the walers are removed by others and shipped back to us.

This proposal is subject to the attached Morris-Shea Bridge Company, Inc. Terms and Conditions of Proposal.

This proposal requires acknowledgement from the recipient as to the acceptability of scope, pricing, and terms within two weeks of submission. If we do not receive such notification, this proposal may be withdrawn.

We appreciate the opportunity to submit this proposal and are available if you should have any questions.

Sincerely,

MORRIS-SHEA BRIDGE COMPANY, INC.

Kirk Thomas

Morris-Shea Bridge Company, Inc.
Terms and Conditions of Proposal

The following items are excluded and if required shall be provided by others or provided by Morris-Shea for an additional cost:

Surveying and layout.
Cutting off piles below grade.
Dewatering.
Loading/hauling of surface spoils.

The following facilities and services shall be provided by the General Contractor or the Owner at no cost to Morris-Shea:

Working Surface: The working surface at the site shall be prepared and maintained by the General Contractor such that it is trafficable for our installation equipment, support equipment, and delivery vehicles at all foundation and laydown locations. The site and any access roads should be all-weather, firm, level, free draining, unobstructed, and with access ramps to/from working pads no steeper than 6H:1V and minimum 20' wide, such that loaded ready mix concrete trucks, forklifts, wheel loaders, and tractor trailer loads of material and equipment can make deliveries to any point on the site under their own power and all equipment can move safely and efficiently across the site without the need for mats or plates or rutting up the site. Any delays that result from inaccessibility caused by lack of these provisions will be paid at the rate for standby time in addition to time extensions for completion of work.

Drawings and specifications: Digital copies of all applicable released for construction drawings, specifications, or other contract documents as well as any subsequent revisions. Any revisions shall be issued a minimum of one week prior to scheduled installation of the affected work with all changes clearly identified by clouding and notation of revision. Additional costs such as removal and/or replacement of previously installed work will be paid at contract prices or established time and material rates.

Inspection and testing: Third party inspection and documentation of installation and materials testing.

Surveying and layout: All surveying and staking of locations and elevations for each structure and individual foundation unit as well as any as-built survey. Staking of pile locations must be done in sequence with installation or re-staking will be required. As-built survey of in-place piles is to be performed on a daily basis with data on any out of tolerance piles provided to Morris-Shea immediately. Final as-built survey information is to be provided to Morris-Shea within 24 hours of installation of the last foundation unit.

Earthwork: Excavation and/or embankment required to prepare the site and excavation and backfill of specific structures or pile caps.

Dewatering and drainage: Control of ground and surface water as necessary to keep the working surface, including any excavated areas, sufficiently dry.

Shoring: Sheeting, and bracing, or other adequate maintenance of excavation slopes that are created by others.

Traffic Control: Detours, signs, flagmen and barricades required to maintain both vehicular and pedestrian traffic that is diverted during construction. Escorts of normal delivery trucks is not included.

Barricades and handrails: Installation and maintenance of barricades or handrails around areas that have been excavated by others.

Disposal of spoils: Removal and disposal of auger spoils. We will stockpile spoils adjacent to our work for loading/removal by others.

Tire washing station: Construction, maintenance, and operation of a tire washing station for cleaning tires of vehicles departing the site.

Concrete washout bins: Furnishing, construction of, or maintenance of bins or pits to contain concrete washout waste produced by concrete trucks or concrete pumps.

Mitigation of contamination: Handling, containment, and disposal of contaminated soil or groundwater encountered on the project.

Dust control: Watering, grading, or ground covering required to control or limit airborne dust.

Water supply: Supply of potable water from a minimum 2" Cam-lock ball valve with a male connection with the ability of supplying at least 2,000 gallons per day. Morris-Shea does not accept responsibility for paying for or installing water meters.

Permits & Licensing: We include a local business license (if required) as well as any contractor licensing required to perform work at the project location. We have not included any other permits or licenses such as federal, state or local building, environmental, stormwater or other permits for construction work. Any such permitting shall be the responsibility of others.

Disposition of utilities: Location, removal, relocation, replacement, and repair of underground or overhead utilities.

Removal of obstructions: Removal of all overhead and underground obstructions which restrict movement and safe operation of equipment or performance of the work.

Vibration and settlement monitoring: Monitoring and measuring of vibration and/or settlement during work operations.

This proposal is further conditioned on the following:

All work will be performed with a merit shop workforce.

Pile location tolerance: Piles will be installed in accordance with the specification, starting in the correct location with the proper plumbness and/or batter. If a pile is not started on point, it must be noted on the pile log by the inspector. If a pile is installed on an incorrectly placed point, remedial costs will be borne by the party responsible for surveying. If a pile deviates beyond the allowable tolerance or is caused to be defective due to underground conditions, the installed pile or length of pile, as well as any replacement, will be included in the quantity for payment.

Piles along existing structures or excavation support systems: All piles along existing structures, walls, or excavation support systems (shoring, sheet piling, secant walls, etc.) will need at least 5'0" of clearance from the face of the wall/ESS to the center of the pile.

Working elevation: Installation of drilled/augered piles will be performed from a working elevation that is no higher than top of pile cap, and no lower than at least 6" above projecting pile reinforcing steel.

Pile elevation tolerance: Piles will be poured to the working grade. If chipping or below grade cut off is required, that work will be performed by others. Upon completion of each pile, the Owner's inspector should document that the top of pile grout is at or above the plan elevation. In the event that the grout subsides below plan elevation, corrective work will be performed by others.

Shallow refusal: If a drilled/augered pile refuses at a depth shallower than planned, the engineer will be notified. Unless directed otherwise, that pile will be grouted to the depth drilled and a replacement installed at a location designated by the engineer and both the abandoned pile and the replacement will be included in the quantity for payment.

Pile to pile cap connections: Reinforcing bars that project from cast in place piles will be straight bars with no hooks or bends. If hooks or bends are required, then they need to be connected by others with mechanical connectors at the time of pile cap construction. Our price does not include connecting hooks, bends, or other bar extensions with mechanical connectors.

Refusal: This proposal is based on installing piles to the specified criteria or refusal, whichever occurs first. If not defined in the specifications, the criteria for refusal for a drilled pile will be the point at which the penetration rate of the auger or other drilling tool is less than one foot per minute.

The amount of any Contract that results from this proposal is subject to increase if the cost of pile grout or reinforcing steel increases by more than _1_% over the amount quoted to us between the date of this Proposal and delivery of such material to the Project. In the event of such increases, and upon written documentation establishing the extent of the increase, the contract amount will be adjusted by the amount of the increased cost.

Owner/Contractor provided insurance (O/CCIP): If an Owner/Contractor Controlled Insurance Program is implemented for this project, Morris-Shea will provide a credit for insurance costs. We will not however accept terms whereby we are responsible for premium overruns unless there is a similar provision for us to benefit from any savings in premiums. Any charges for excess premiums will be based on rates no greater than the rates established in our original credit calculation. Morris-Shea will not provide any insurance credit/deduction for coverage that is purchased on a flat rate basis.

Schedule: Any schedule that is provided with this proposal is based on optimum conditions and does not allow for contingencies of any kind. We do not guarantee completion any earlier than the completion milestone date(s) stated in the bid documents.

Working hours: Morris-Shea will work 5 – ten hour days per week and work additional overtime or weekend days at our discretion. In any case, Morris-Shea will not be responsible for inspection, general contractor's supervision, or any other consequential costs of overtime work.

Continuous Work: This proposal is based upon our having sufficient access to the work along with released for construction drawings such that we can perform the entire scope of work in a continuous and uninterrupted operation with no waiting and no more than one mobilization.

Delays: In the event that Morris-Shea's work is disrupted or delayed due to matters other than events that are the fault or responsibility of Morris-Shea, or in the event Morris-Shea's work is required to be performed unreasonably out of sequence, then Morris-Shea will be entitled to an equitable adjustment to the price and time of the contract. Established Time and Material rates will be used to calculate the cost of such delays. In the case where there are no established T&M rates, the rate of $1,500.00 per hour per rig for personnel and equipment will be used.

Confidentiality: All specifications, drawings, pricing, or other technical data submitted by Morris-Shea with this proposal or in conjunction with the performance of the work, will be treated as confidential and shall not be disclosed to any third party without the express written consent of Morris-Shea Bridge Company, Inc.

Performance and payment bonds: This proposal does not include providing performance and payment bonds and the cost of bond premiums is not included in the proposed price.

Liquidated damages: Morris-Shea will not accept penalties or charges for liquidated, actual, or consequential damages due to late completion without a prior agreement that provides an equivalent bonus for early completion.

Cancellation for convenience: Morris-Shea will not accept contract language that allows the general contractor to cancel our contract for convenience unless their contract allows for cancellation for convenience by the Owner and then only in the case where the Owner cancels the general contractor for convenience can Morris-Shea's contract be cancelled for convenience. In that case, all work that is completed and materials purchased prior to cancellation as well as demobilization and any other costs that are the result of the cancellation must be paid within 30 days of cancellation.

Back charges: Morris-Shea will not accept back charges for costs incurred by the general contractor unless we are notified prior to any corrective actions and also given sufficient opportunity to make such corrections or perform the subject work.

Liability: Morris-Shea will not accept liability or responsibility for defects or damages of any kind arising from a cause which is outside the immediate knowledge and control of Morris-Shea. Morris-Shea will in no case agree to defend, indemnify, or hold harmless others from or against their own negligence, errors, omissions, or wrongdoing. Morris-Shea's liability for any act that is subject to any claim shall be limited to Morris-Shea's pro rata share of fault or responsibility for any underlying act, event or omission giving rise to any claim. Morris-Shea will not accept liability for damages to adjacent property or any structures that are alleged to have been caused by work performed by Morris-Shea under the agreed upon contract terms and specifications.

Payment terms: Net 30 with all retainage due 30 days after our work is complete. Under no circumstance will the percentage of retainage with held from subcontractor exceed that which is being withheld from contractor by owner. Payment will not be contingent upon general contractor's receipt of payment from the owner. Payment of our vendors will be made per the terms of our purchase orders and subcontracts and lien releases from our vendors will be provided with the following month's billing. We will not accept terms whereby payment to Morris-Shea is dependent upon our providing releases of lien from vendors for materials furnished or work performed during the same payment period.

Contract: No commitment to mobilize will be made nor will any work be performed until we have a fully executed contract in our possession. Any contract which results from this proposal will contain all terms and conditions of this proposal.

This proposal is not a contract and will not form the basis for a contract or reliance unless and until (1) it is accepted in writing by the other party; and (2) the parties are able to enter into a written contractual agreement with terms and conditions acceptable to Morris-Shea in Morris-Shea's sole discretion and judgment.

This bid proposal is based upon the understanding that any contract arising from said bid will be an Associated General Contractors (AGC) ConsensusDocs 750: Contractor/Subcontractor Agreement contract or contain substantially similar terms and conditions as an AGC ConsensusDocs 750: Contractor/Subcontractor Agreement. Any deviations will be subject to review and potential curative language.

This proposal is firm for acceptance within 30 days of submittal with the following exception: this proposal is contingent on the availability of resources. Equipment and manpower are distributed on a "first contract received" basis.

EXHIBIT 02 PURCHASE PUMPS

Scope:	02 PURCHASE PUMPS	Company:	Custom Pump
Job No:	6704142	Contact:	Scott Strong
Project:	COJ LaSalle St Pump Station	Phone:	904-237-3206
Estimator:	Initials Here	Email:	s.strong@custompump.com
		Lead Times:	
		Quote Good for #days?:	
Bid Date:	2/8/23 12:00 AM		
		Notes:	
Scope Notes:			Under contract
		Bid Total :	$1,002,835

HASKELL

Spec	Description	Haskell Quantity	UM	Haskell Estimate U.P.	Haskell Estimate Total Price	A	U.P.	Total Price		U.P.	Total Price
											$1,002,835
	BASE BID				-			1,002,835	A		1,002,835
					-			-			-
					-			-			-
	Furnish Pumps				-	Y		Incl.	A		Incl.
	Guide Rails				-	Y		Incl.	A		Incl.
	Base Elbow				-	Y		Incl.	A		Incl.
	Witness Testing				-	Y		Incl	A		Incl.
	Warranty				-	Y		Incl	A		Incl.
	Startup				-	Y		Incl	A		Incl.
					-			-			-
					-			-			-
					-			-			-
					-			-			-
					-			-			-
					-			-			-
					-			-			-
					-			-			-
					-			-			-
					-			-			-
					-			-			-
	Wage Type										
	Small/Minority Business Type										
	Addenda ___ Through ___										
	SUBTOTAL					Y		1,002,835	Y		1,002,835
	Sales Tax	7.50%				N		Included Above	N		Included Above
	Sub/Vendor Bond	1.20%				N		Not Included	N		Not Included
	TOTAL				$ -			$ 1,002,835			$ 1,002,835
	Alternate "1"										
	Alternate "2"										
	Alternate "3"										
	Alternate "4"										

Scope:	03A STORM DRAIN & OUTFALL HDPE		Company:		GCU, LLC	JAX UTILITIES MANAGEMENT	HASKELL	
Job No:	6704142		Contact:		Denise Davis	Charles D. Freshwater		
Project:	COJ LaSalle St Pump Station		Phone:		251-725-0200	904-855-0111		
Estimator:	Michael Hope		Email:		ddavis@gogcu.com	cfreshwater@jaxutm.com		
			Lead Times:					
			Quote Good for #days?					
Bid Date:	2/8/23 12:00 AM		Notes:					
Scope Notes:								
			Bid Total :		$14,988,115	$2,424,190	$2,424,190	
			$5,883,059					

Spec	Description	Haskell Quantity	UM	Haskell Estimate U.P.	Haskell Estimate Total Price	Haskell Adjusted Estimate (HSK-A) HSK ADJ Qty	= UM =		U.P. ====	==. Total Price ==.		A U.P.	A Total Price		B U.P.	B Total Price		CARRY U.P.	CARRY Total Price
	BASE BID				-					-			14,988,115						-
					-					-			-			-			-
	GENERAL CONDITIONS	1	LS	644,719.00	644,719					-			-	Y	500,677.19	500,677	B		500,677
					-					-			-			-			-
	GENERAL REQUIREMENTS	1	LS	184,140.00	184,140					-			-	Y		Incl			-
					-					-			-			-			-
	EROSION CONTROL				-					-			-	Y		Incl.			-
312500.1050	SILT FENCE	2,000	LF	8.00	16,000					-			-			-			-
312500.1055	ORANGE SAFETY SILT FENCE	1,500	LF	5.01	7,517					-			-			-			-
312500.1110	INLET PROTECTION	18	EA	350.00	6,300					-			-			-			-
312500.1370	MAINTAIN EROSION CONTROL	12	MO	3,891.26	46,695					-			-			-			-
					-					-			-			-			-
	DEMOLITION	1			-					-			-	Y	52,765.20	52,765	B		52,765
024113.1200	DEMO TREES - OUTFALL PIPING	40	EA	425.00	17,000					-			-			-			-
024113.1220	MISC SITE DEMO - EXISTING STORM DRAIN	1	LS	15,000.00	15,000					-			-			-			-
024113.1220	MISC SITE DEMO - 42" OUTFALL	1	LS	25,000.00	25,000					-			-			-			-
024113.2530	DEMO EXISTING STORM DRAIN - RCP IN EXCAVATION	115	LF	113.91	13,099					-			-			-			-
024113.2330	DEMO EXISTING OUTFALL - 42" & 36" IN EXCAVATION	690	LF	142.38	98,245					-			-			-			-
024113.2560	DEMO MANHOLES - EXISTING STORM DRAIN	7	EA	5,695.36	39,868					-			-			-			-
024113.2560	DEMO MANHOLES - EXISTING OUTFALL	3	EA	11,390.72	34,172					-			-			-			-
024113.2640	PLUG PIPE - EXISTING STORM DRAIN	1	EA	11,390.72	11,391					-			-			-			-
024113.2640	PLUG PIPE 42" TO 48" - EXISTING OUTFALL	1	EA	11,390.72	11,391					-			-			-			-
330598.0390	DEMO ASPHALT PAVEMENT	14,500	SF	3.81	55,262					-			-			-			-
334200.0460	REMOVE EXISTING CURB	975	LF	21.92	21,370					-			-			-			-
					-					-			-			-			-
	BY-PASS PUMPING	1			-					-			-	Y	296,040.80	296,041	B		296,041
334211.9360	12" PVC TRENCHING - BYPASS DISCHARGE	650	LF	54.67	35,500					-			-			-			-
334211.9540	12" PVC MAT'L - BYPASS DISCHARGE SLEEVES	200	LF	69.20	13,840					-			-			-			-
334231.2000	TEMPORARY PLUG - 36" - 60" (S-12 STRUCTURE AREA)	1	LS	8,294.75	8,295					-			-			-			-
460100.1130	RENT BYPASS SYSTEM - PUMPS, PIPE, ETC.	12	MO	15,428.00	185,136					-			-			-			-
460100.1150	SUB BYPASS/DISCHARGE SYSTEM W/ HASKELL ASSIST	1	LS	11,400.00	11,400					-			-			-			-
460100.1250	DIESEL FUEL - BYPASS SYSTEM (4.5 GAL PER HR)	26	WK	4,044.60	105,160					-			-			-			-
					-					-			-			-			-
	STORM DRAIN SYSTEM	1			-					-			-	Y	133,861.23	133,861	B		133,861
312319.4130	WELLPOINT & HEADER PIPE INSTALL - STORMWATER SYSTEM	500	LF	25.00	12,500					-			-			-			-
312319.4135	INSTALL & REMOVE DISCHARGE - STORMWATER SYSTEM	600	LF	25.89	15,532					-			-			-			-
312319.4135	WELLPOINT & HEADER PIPE DAILY RENTAL - STORMWATER SYSTEM	150	DAY	70.00	10,500					-			-			-			-
312319.4180	WELLPOINT PUMPS - STORMWATER SYSTEM	12	WK	1,215.00	14,580					-			-			-			-
312319.4230	FUEL FOR WELLPOINTS - STORMWATER SYSTEM	90	DAY	240.75	21,668					-			-			-			-
312325.0200	STONE MATERIAL #57 - UNDER STRUCTURES	120	CY	107.93	12,951					-			-			-			-
314116.1200	STEEL SHEET PILING - (STRUCTURE S-12)	700	SF	70.00	49,000					-			-			-			-
330598.0400	DEMO CONCRETE PAVEMENT - STORMWATER SYSTEM	1,900	SF	17.20	32,677					-			-			-			-
330598.0420	DEMO CONCRETE WALK - STORMWATER SYSTEM	1,600	SF	4.38	7,014					-			-			-			-
334200.0350	TRUCK EXCESS PIPE EXCAVATION	219	CY	11.46	2,514					-			-			-			-
334200.0380	SUPPORT EXISTING PIPE	27	EA	2,730.75	73,730					-			-			-			-
334200.0470	SAWCUT PAVEMENT	550	LF	4.65	2,558					-			-			-			-
334200.0550	PATCH BIT CONCRETE PAVEMENT	822	SY	95.00	78,111					-			-			-			-
334200.0680	TRENCH BOX RENTAL	6	WK	1,500.00	12,000					-			-			-			-
334211.0310	15" RCP TRENCHING	88	LF	97.53	8,582					-			-			-			-
334211.0320	18" RCP TRENCHING	72	LF	97.53	7,022					-			-			-			-
334211.0340	24" RCP TRENCHING	280	LF	170.67	47,788					-			-			-			-
334211.0350	30" RCP TRENCHING	104	LF	170.67	17,750					-			-			-			-
334211.0380	60" RCP TRENCHING	120	LF	310.41	37,249					-			-			-			-
334211.0530	15" RCP PIPE - MAT'L (CLASS III)	88	LF	28.89	2,542					-			-			-			-
334211.0550	18" RCP PIPE - MAT'L (CLASS III)	72	LF	38.52	2,773					-			-			-			-

Scope:	03A STORM DRAIN & OUTFALL HDPE	Company:		GCU, LLC	JAX UTILITIES MANAGEMENT	HASKELL
Job No:	6704142	Contact:		Denise Davis	Charles O. Freshwater	
Project:	COI LaSalle St Pump Station	Phone:		251-725-0200	904-855-0111	
Estimator:	Initials Here	Email:		ddavis@gcgcu.com	cfreshwater@jaxum.com	
		Lead Times:				
		Quote Good for #days?:				
Bid Date:	2/8/23 12:00 AM	Notes:				
Scope Notes:		Bid Total :		$14,988,115	$2,424,190	
			$5,883,059			$2,424,190

Spec	Description	Haskell Quantity	UM	Haskell Estimate U.P.	Haskell Estimate Total Price	Haskell Adjusted Estimate (HSK-A) HSK Adj Qty	UM		U.P.	Total Price	A	U.P.	Total Price	B	U.P.	Total Price	CARRY	U.P.	Total Price
334211.0590	24" RCP PIPE - MAT'L (CLASS III)	280	LF	59.92	16,778					-			-			-			-
334211.0610	30" RCP PIPE - MAT'L (CLASS III)	104	LF	92.02	9,570					-			-			-			-
334211.0660	60" RCP PIPE - MAT'L (CLASS III)	120	LF	337.05	40,446					-			-			-			-
334211.7210	72" RCP TRENCHING	18	LF	744.97	13,410					-			-			-			-
334211.7610	72" RCP MAT'L	18	LF	535.00	9,630					-			-			-			-
334212.1070	ON-SITE BACKFILL MAT'L	3,728	CY	-	-					-			-			-			-
334231.1070	INSTALL 8' DIA PRECAST CATCH BASIN S-12 (TIE-IN EXISTING)	1	EA	37,969.07	37,969					-			-			-			-
334231.1070	INSTALL 8' DIA PRECAST STORM MANHOLE S-11	1	EA	22,781.44	22,781					-			-			-			-
334231.1070	INSTALL PRECAST CATCH BASIN S-9	1	EA	5,695.36	5,695					-			-			-			-
334231.1070	INSTALL PRECAST STORM MANHOLE S-10	1	EA	11,390.72	11,391					-			-			-			-
334231.1070	INSTALL PRECAST CATCH BASIN S-8	1	EA	5,695.36	5,695					-			-			-			-
334231.1070	INSTALL PRECAST CATCH BASIN S-7	1	EA	5,695.36	5,695					-			-			-			-
334231.1070	INSTALL PRECAST CATCH BASIN S-6	1	EA	5,695.36	5,695					-			-			-			-
334231.1070	INSTALL PRECAST CATCH BASIN S-5	1	EA	5,695.36	5,695					-			-			-			-
334231.1070	INSTALL PRECAST CATCH BASIN S-4	1	EA	5,695.36	5,695					-			-			-			-
334231.1070	INSTALL PRECAST CATCH BASIN S-3	1	EA	5,695.36	5,695					-			-			-			-
334231.1070	INSTALL PRECAST CATCH BASIN S-3A	1	EA	5,695.36	5,695					-			-			-			-
334231.1070	INSTALL PRECAST CATCH BASIN S-2	1	EA	5,695.36	5,695					-			-			-			-
334231.1070	INSTALL PRECAST CATCH BASIN S-1	1	EA	5,695.36	5,695					-			-			-			-
334231.1680	CATCH BASIN S-12	1	LS	18,181.44	18,181					-			-			-			-
334231.1680	CATCH BASIN S-11	1	LS	18,181.44	18,181					-			-			-			-
334231.1680	CATCH BASIN S-9	1	LS	1,767.64	1,768					-			-			-			-
334231.1680	CATCH BASIN S-10	1	LS	4,694.09	4,694					-			-			-			-
334231.1680	CATCH BASIN S-8	1	LS	3,455.03	3,455					-			-			-			-
334231.1680	CATCH BASIN S-7	1	LS	2,456.72	2,457					-			-			-			-
334231.1680	CATCH BASIN S-6	1	LS	2,456.72	2,457					-			-			-			-
334231.1680	CATCH BASIN S-5	1	LS	2,456.72	2,457					-			-			-			-
334231.1680	CATCH BASIN S-4	1	LS	3,593.06	3,593					-			-			-			-
334231.1680	CATCH BASIN S-3	1	LS	4,955.17	4,955					-			-			-			-
334231.1680	CATCH BASIN S-3A	1	LS	2,137.86	2,138					-			-			-			-
334231.1680	CATCH BASIN S-2	1	LS	3,593.06	3,593					-			-			-			-
334231.1680	CATCH BASIN S-1	1	LS	4,849.24	4,849					-			-			-			-
334231.2000	CONNECT TO EXISTING 42" RCP	1	EA	15,604.30	15,604					-			-			-			-
					-					-			-			-			-
	OUTFALL PIPING	1			-					-			-	Y	1,329,979.02	1,329,979	B		1,329,979
015623.1000	TEMP JERSEY BARRIERS	30	EA	802.50	24,075					-			-			-			-
015626.1000	TEMP CHAIN LINK FENCE	1,500	LF	12.00	18,000					-			-			-			-
015629.1000	TEMPORARY SIDEWALK BRIDGES	100	LF	179.33	17,933					-			-			-			-
312319.3200	SEDIMENT TRAPS	4	EA	5,695.36	22,781					-			-			-			-
312319.4130	WELLPOINT & HEADER PIPE INSTALL - 48" OUTFALL	1,240	LF	25.00	31,000					-			-			-			-
312319.4135	INSTALL & REMOVE DISCHARGE - 48" OUTFALL	1,000	LF	25.89	25,886					-			-			-			-
312319.4135	WELLPOINT & HEADER PIPE DAILY RENTAL - 48" OUTFALL	150	DAY	70.00	10,500					-			-			-			-
312319.4150	MAINTENANCE-STRAIGHT TIME	1	DAY	892.08	892					-			-			-			-
312319.4160	MAINTENANCE-OVERTIME	1	DAY	2,230.21	2,230					-			-			-			-
312319.4170	OPEN PUMPING	8	WK	4,015.09	32,121					-			-			-			-
312319.4180	WELLPOINT PUMPS - 48" OUTFALL	44	WK	1,215.00	53,460					-			-			-			-
312319.4230	FUEL FOR WELLPOINTS - 48" OUTFALL	150	DAY	240.75	36,113					-			-			-			-
314116.1200	STEEL SHEET PILING - OUTFALL PIPING ROUTE	7,000	SF	70.00	490,000					-			-			-			-
330519.0230	48" HDPE TRENCHING	620	LF	1,489.95	923,766					-			-			-			-
330598.0170	ON-SITE BACKFILL MAT'L	3,769	CY	-	-					-			-			-			-
330598.0250	TRUCK EXCESS EXCAVATION	275	CY	12.00	3,300					-			-			-			-
330598.0270	SUPPORT EXISTING PIPE	30	EA	2,730.75	81,923					-			-			-			-
330598.0400	DEMO CONCRETE PAVEMENT - 42" OUTFALL	1,350	SF	17.20	23,218					-			-			-			-
330598.0420	DEMO CONCRETE WALK - 42" OUTFALL	805	SF	4.18	3,529					-			-			-			-
330598.0460	REPAIR BIT CONC PVMT	78	SY	95.00	7,389					-			-			-			-
330598.0470	REPAIR CONC PVMT	1,350	SF	35.00	47,250					-			-			-			-

Scope:	03A STORM DRAIN & OUTFALL HDPE	Company:		GCU, LLC	JAX UTILITIES MANAGEMENT	HASKELL
Job No:	6704142	Contact:		Dennis Davis	Charles O. Freshwater	
Project:	COJ LaSalle St Pump Station	Phone:		251-725-0200	904-855-0111	
Estimator:	Initials Here	Email:		ddavis@gocu.com	cfreshwater@jaxum.com	
		Lead Times:				
		Quote Good for #days?:				
Bid Date:	2/8/23 12:00 AM	Notes:				
Scope Notes:		Bid Total :		$14,988,115	$2,424,190	
			$5,883,059			$2,424,190

Spec	Description	Haskell Quantity	UM	Haskell Estimate U.P.	Haskell Estimate Total Price	Haskell Adjusted Estimate (HSK-A) HSK ADJ Qty	UM		U.P.	Total Price	A U.P.	A Total Price		B U.P.	B Total Price	CARRY U.P.	CARRY Total Price
330598.0490	REPAIR CONC WALK	805	SF	35.00	32,075					-		-			-		-
330598.0610	48" PIPE HEADER CONCRETE ENCASEMENT - PUMP STATION AREA	55	CY	535.64	29,460					-		-			-		-
330598.0630	TRENCH BOX RENTAL	12	WK	1,500.00	18,000					-		-			-		-
331402.7250	THRUST BLOCKS 48" OUTFALL	12	CY	1,019.71	12,237					-		-			-		-
331402.7530	ROAD PLATES	24	WK	1,138.27	27,318					-		-			-		-
334200.0390	REPAIR BROKEN PIPE	20	EA	1,894.40	37,888					-		-			-		-
334200.0400	REMOVE / REPLACE EXISTING PIPE	100	LF	109.23	10,923					-		-			-		-
334200.0560	PROTECTIVE CONCRETE SLAB - OUTFALL / STATION 34+22	200	SF	35.00	7,000					-		-			-		-
										-		-			-		-
	LANDSCAPING									-		-			-		-
328000.0010	SOD MAINTENANCE	1	LS	5,500.00	5,500					-		-	N		Not Incl.		-
329223.0100	SODDING	20,000	SF	0.65	13,000					-		-			-		-
					-					-		-			-		-
	MISC. SCOPE	1			-					-		-	Y	82,121.00	82,121	B	82,121
023219.3000	TEST PITS - SHALLOW	60	EA	1,182.00	70,920					-		-			-		-
310010.3070	STREET SWEEPER	26	WK	2,617.05	68,063					-		-			-		-
321000.0100	MAINTENANCE OF TRAFFIC	1	LS	125,000.00	125,000					-		-			-		-
					-					-		-			-		-
					-					-		-			-		-
					-					-		-			-		-
					-					-		-			-		-
	PIPE SCOPE JV				-					-		-			-		-
					-					-		-	Y		Incl.		-
	GEN REQ				-					-		-			-		-
409900.7200	CRAFTSMEN SUBSISTENCE (1ST 2 WEEKS)	10.00	WK	1097.00	10,970					-		-			-		-
409900.5900	EXPENDABLES	452.77	MH	0.50	226					-		-			-		-
409900.7350	FOREMAN / OPERATOR / CRAFTSMEN FIELD TRAVEL	3.00	TRIP	500.00	1,500					-		-			-		-
409900.7050	FOREMAN SUBSISTENCE (WEEKS 1 & 2)	2.00	WK	1294.00	2,588					-		-			-		-
409900.5655	PIPE MATERIAL HANDLING MANHOURS	31.77	MH	68.10	2,164					-		-			-		-
409900.5705	PIPE TESTING MANHOURS	23.83	MH	68.10	1,623					-		-			-		-
409900.5710	PIPE TESTING MATERIALS	1.00	LS	25000.00	25,000					-		-			-		-
409900.5950	SAFETY EQUIPMENT	452.77	MH	3.00	1,358					-		-			-		-
409900.5850	SMALL TOOLS	452.77	MH	2.00	906					-		-			-		-
409900.7450	SUBCONTRACTOR FEE	1.00	LS		-					-		-			-		-
409900.5975	SUPPORT EQUIPMENT	452.77	MH	5.00	2,264					-		-	Y		Incl.		-
	INF (HOBAS)				-					-		-			-		-
331405.0005	72" HOBAS WALL PIPE	2.00	EA	7634.47	15,269					-		-			-		-
331409.0001	60" CONNECTION TO NEW MH	1.00	EA	1704.31	1,704					-		-			-		-
331405.0006	60" HOBAS PIPE	20.00	LF	500.00	10,000					-		-			-		-
331410.0001	60" HOBAS WALL PIPE	1.00	EA	5340.52	5,341					-		-			-		-
331408.0001	72" HOBAS PIPE	20.00	LF	1200.00	24,000					-		-	Y		Incl.		-
	STORM WATER HEADER DIP				-					-		-			-		-
331405.0001	24" MEGALUG RETAINER GLAND w/BOLTS	5.00	EA	667.58	3,338					-		-			-		-
331405.0002	48" CAP - SOLID MJ C153 WT	1.00	EA	7063.30	7,063					-		-			-		-
331406.0001	48" MEGALUG RETAINER GLAND w/BOLTS	10.00	EA	3347.15	33,472					-		-			-		-
331405.0003	48" X 24" REDUCED TEE MJxMJxMJ	5.00	EA	15084.38	75,422					-		-			-		-
331407.0001	48"X 1" D.I. PEWPE (IF NEED IT HEADER FTINGS CONNECTION)	4.00	EA	2725.88	10,904					-		-			-		-
331405.0004	WELDED CONNECTION FOR 6" MJ	1.00	EA	770.26	770					-		-			-		-
	STORM WATER OUTFALL HDPE				-					-		-	Y		Incl.		-
331405.0009	48" IPS DR17 HDPE PIPE	300.00	LF	335.00	100,500					-		-			-		-
331412.0001	48" IPS DR17 HDPE PIPE	20.00	LF	335.00	6,700					-		-			-		-
331405.0008	48" IPS DR17 HDPE PIPE	260.00	LF	335.00	87,100					-		-			-		-
331413.0001	48" MEGALUG RETAINER GLAND w/BOLTS	1.00	EA	3347.15	3,347					-		-			-		-
331414.0001	48" SOLID SLEEVE MJxMJ C153 WT	1.00	EA	7771.14	7,771					-		-			-		-
331405.0007	48" IPS DR17 22-1/2	4.00	EA	10157.35	40,629					-		-			-		-
331411.0001	48" IPS DR17 45	2.00	EA	11055.27	22,111					-		-			-		-

03A STORM DRAIN & OUTFALL HDPE

Scope:	03A STORM DRAIN & OUTFALL HDPE	Company:		GCU, LLC	JAX UTILITIES MANAGEMENT	HASKELL
Job No:	6704142	Contact:		Denise Davis	Charles D. Freshwater	
Project:	COJ LaSalle St Pump Station	Phone:		251-775-0200	904-855-0111	
Estimator:	Initials Here	Email:		ddavis@gcllcy.com	cfreshwater@jaxum.com	
		Lead Times:				
		Quote Good for Days?:				
Bid Date:	2/8/23 12:00 AM	Notes:				
Scope Notes:						
		Bid Total :		$14,988,115	$2,424,190	
		$5,883,059				$2,424,190

Spec	Description	Haskell Quantity	UM	Haskell Estimate U.P.	Haskell Estimate Total Price	Haskell Adjusted Estimate (HSK-A) HSK Adj Qty	UM	U.P.	Total Price	A U.P.	A Total Price	B	B U.P.	B Total Price	CARRY U.P.	CARRY Total Price
331405.0010	48" MJ IPS Adapter	1.00	EA	7981.15	7,981				-		-			-		-
331405.0011	6" x1000" SEWER U/G NON DECT	1.00	EA	175.88	176				-		-			-		-
331405.0012	HDPE FUSION + FUEL	18.00	WEEK	25000.00	450,000				-		-			-		-
									-		-			-		-
	MATERIAL TAXES & OTHER COSTS	1	LS	244,761.07	244,761				-		-	N		Not Incl.		-
	Difference between BECK Direct cost & Total Cost				-				-		-			-		-
					-				-		-			-		-
	Ferguson Lead Times				-				-		-			-		-
	48" DIP is 16 weeks right now				-				-		-			-		-
														-		
	DIP and Precast Materials											N		Not Incl.		
					-				-		-			-		-
					-				-		-			-		-
	Wage Type:															
	Small/Minority Business Type:															
	Addenda ___ Through ___															
	SUBTOTAL				5,881,059				Select Y or N	Y	14,988,115	Y		2,395,444	Y	2,395,444
	Sales Tax	7.50%				7.50%			"Y" to add tax		"Y" to add tax	N		Included Above	N	Included Above
	Sub/Vendor Bond	1.20%				1.20%			"Y" to add Subguard		"Y" to add Subguard	Y		28,745	Y	28,745
	TOTAL				$ 5,883,059						$ 14,988,115			$ 2,424,190		$ 2,424,190
	Alternate "1"															
	Alternate "2"															
	Alternate "3"															
	Alternate "4"															

EXHIBIT C

Jax Utilities Management, Inc.
5465 Verna Boulevard
Jacksonville, Florida 32205

904-855-0111 www.jaxum.com

Estimate

Date	Estimate #
4/20/2023	23-0079

Haskell
Joseph.Kantor@Haskell.com

Project
Lasalle Street Drainage Improveme...

Description	Qty	Rate	Total
Lasalle Street Drainage Improvements Materials Direct Purchase - Labor & Equipment Only			
A15. 15" R.C.P.	96	57.87	5,555.52
A16. 18" R.C.P.	72	63.23	4,552.56
A17. 24" R.C.P.	28	72.87	2,040.36
A18. 30" R.C.P.	104	81.45	8,470.80
A23. 60" R.C.P.	120	251.85	30,222.00
A25.72" R.C.P.	24	335.44	8,050.56
A93. Type "C" Inlet (4' depth)	6	1,694.07	10,164.42
A93a. For Additional Depth, Adjust per Foot	12	287.34	3,448.08
A96. Curb Inlet (Double, 4' Depth)	2	4,310.11	8,620.22
A96a. For Additional Depth, Adjust per Foot	4	465.12	1,860.48
A112. J-1 Manhole (4' Depth)	1	4,051.71	4,051.71
A112a. For Additional Depth, Adjust per Foot	2	405.17	810.34
Charles Freshwater 904-813-3534	**Total**		

Signature

EXHIBIT C

Jax Utilities Management, Inc.
5465 Verna Boulevard
Jacksonville, Florida 32205

904-855-0111 www.jaxum.com

Estimate

Date	Estimate #
4/20/2023	23-0079

Haskell
Joseph.Kantor@Haskell.com

Project
Lasalle Street Drainage Improveme...

Description	Qty	Rate	Total
A114. J-1-B Manhole (5' Depth)	1	4,392.80	4,392.80
A114a. For Additional Depth, Adjust per Foot	2	428.94	857.88
A119. J-1-F Manhole (5' Depth)	2	7,142.18	14,284.36
A119a. For Additional Depth, Adjust per Foot	10	506.46	5,064.60
48" CL250 D.I. w/Poly Wrap	580	2,129.00	1,234,820.00
A129. Connect (30" to 42" or equivalent pipe to existing structure)	1	662.54	662.54
A140. Well Points (>8' deep) - Ductile	57.4	775.20	44,496.48
A141. Bypass Pumping (>4" suction/discharge) - Ductile	420	407.24	171,040.80
A140. Well Points Ductile Special Pricing	1	50,000.00	50,000.00
A141. Bypass Pumping Ductile Special Pricing	1	125,000.00	125,000.00
A152. Manhole Cover and Frame	3	460.99	1,382.97
A153. Catch Basin or Curb Inlet Grate and Frame	11	575.72	6,332.92
A154. Curb Iron	11	392.77	4,320.47
A159. Concrete Removal, Haul and Disposal (>6" depth)	567	16.54	9,378.18
Charles Freshwater 904-813-3534	**Total**		

Signature

EXHIBIT C

Jax Utilities Management, Inc.
5465 Verna Boulevard
Jacksonville, Florida 32205
904-855-0111 www.jaxum.com

Estimate

Date	Estimate #
4/20/2023	23-0079

Haskell
Joseph.Kantor@Haskell.com

Project
Lasalle Street Drainage Improveme...

Description	Qty	Rate	Total
A160. Asphalt Milling (1.5" Depth)	1,635	15.50	25,342.50
A161. Stabilized Subgrade (Vehicular Traffic Bearing Areas)	1,510	12.40	18,724.00
A162. Limerock (6" Lift)	1,510	18.60	28,086.00
A158. Asphaltic Concrete	211	372.10	78,513.10
A169. Stone (No. 57 or equivalent, delivered, hauled and placed)	70	49.61	3,472.70
A174. Roadside Shoulder Grading	986	7.24	7,138.64
A176. Curb & Gutter (City Standard, Median, Drop, Header & Miami)	1,229	34.40	42,277.60
A177. Concrete Sidewalk (4" depth)	190	47.72	9,066.80
A181. Concrete Driveway (5" Depth)	410	57.71	23,661.10
A185. Miscellaneous Concrete (Non-Reinforced)	18	1,184.21	21,315.78
A186. Miscellaneous Concrete (Reinforced)	17	2,121.93	36,072.81
A189. Tree Removal (6" to 12" diameter)	26	516.80	13,436.80
A190. Tree Removal (13" to 24" diameter)	20	1,540.06	30,801.20
Charles Freshwater 904-813-3534	**Total**		

Signature

EXHIBIT C

Jax Utilities Management, Inc.
5465 Verna Boulevard
Jacksonville, Florida 32205

904-855-0111 www.jaxum.com

Estimate

Date	Estimate #
4/20/2023	23-0079

Haskell
Joseph.Kantor@Haskell.com

Project
Lasalle Street Drainage Improveme...

Description	Qty	Rate	Total
A191. Tree Removal (25" to 36" Diameter)	3	2,842.40	8,527.20
A193. Grass Sod (St. Augustine, Bahia, Bermuda, other common type)	1,450	10.06	14,587.00
A1. Site Preparation (19) Percent of Total Work Performed Not Including Mobilization, Site Prep, MOT, & Message Boards	0.207	2,120,904.28	439,027.19
Mobilization	1	61,650.00	61,650.00
A13. Maintenance of Traffic (Closure)	1	82,121.00	82,121.00
Charles Freshwater 904-813-3534	**Total**		$2,703,702.47

Terms and Conditions: Payment due upon completion of work, or at the option of Jax Utilities Management, Inc. (JUM) 30 days after invoice for completed job or interim progress billing. It is understood and agreed by the parties that JUM is entitled to receive payment for all work, labor, materials, and equipment furnished and performed hereunder when invoiced to customer. In the event any payment is not paid when due, JUM reserves the right to terminate this agreement and shall be entitled to recover all charges for which payment is sought. Customer hereby authorizes any Attorney at Law for JUM in an action on this agreement in any court of law in the county where contractor resides for the recovery of any amount due hereunder together with interest at the rate of 1 ½ % per month plus attorney fees and court costs
THIS PROPOSAL IS VALID FOR 30 DAYS FROM THE DATE SPECIFIED ABOVE

Signature _____

EXHIBIT C

FERGUSON WATERWORKS

FERGUSON WATERWORKS-JAX #149
9692 FLORIDA MINING BLVD W
BUILDING #100
JACKSONVILLE, FL 32257
Phone: 904-268-2551
Fax: 904-268-2053

Deliver To:
From: Ryan Pugh
Comments:

16:12:07 APR 19 2023

FEL-JACKSONVILLE WW -#149
Price Quotation
Phone: 904-268-2551
Fax: 904-268-2053

Bid No: B576051
Bid Date: 04/19/23
Quoted By: RP

Cust Phone: 904-779-5353
Terms: NET 10TH PROX

Customer: JAX UTILITIES MANAGEMENT
5465 VERNA BLVD
JACKSONVILLE, FL 32205

Ship To: JAX UTILITIES MANAGEMENT
5465 VERNA BLVD
JACKSONVILLE, FL 32205

Cust PO#:

Job Name: LASALLE

Item	Description	Quantity	Net Price	UM	Total
	PIPE				
AFR250P48	48 CL250 CL DI FLEX RNG PIPE	580	1070.000	FT	620600.00
SP-AZINCPERFT	ZINC ADDED PER FT	580	55.000	EA	31900.00

	POLYWRAP				
T3889980	95X150 POLYWRAP F/ 48 DIP	600	2.020	FT	1212.00

	**********				
	ALL FITITNGS QUOTED				
	W/ZINC COATING				
	**********				

	45'S				
	$16,664.00 EA				
MJ4LA48	48 MJ C153 45 BEND L/A	6	10332.000	EA	61992.00
SSLDEP48	48 DI MJ WDG REST GLND PK *ONELOK	12	3166.000	EA	37992.00

	48"X24" TEE				
	$20,205.00 EA				
MJTLA4824	48X24 MJ C153 TEE	5	13296.000	EA	66480.00
SSLDEP48	48 DI MJ WDG REST GLND PK *ONELOK	10	3166.000	EA	31660.00
SSLDEP24	24 DI MJ WDG REST GLND PK *ONELOK	5	577.000	EA	2885.00

	48"X6" TEE				
	$17,103.00 EA				
SP-MJTLA48U	48X6 MJ C153 TEE	1	10657.000	EA	10657.00
SSLDEP48	48 DI MJ WDG REST GLND PK *ONELOK	2	3166.000	EA	6332.00
SSLDEP6	6 DI MJ WDG REST GLND PK *ONELOK	2	57.000	EA	114.00

	48" SOLID CAP				
	$9,314.00 EA				
MJSCAPLA48	48 MJ C153 SLD CAP L/A	1	6148.000	EA	6148.00
SSLDEP48	48 DI MJ WDG REST GLND PK *ONELOK	1	3166.000	EA	3166.00

	48" SLEEVE IF NEEDED				
	$13,664.00 EA				

HOW ARE WE DOING? WE WANT YOUR FEEDBACK!
Scan the QR code or use the link below to
complete a survey about your bids:
https://survey.medallia.com/?bidsorder&fc=149&on=37001

FERGUSON WATERWORKS

FEL-JACKSONVILLE WW -#149
Price Quotation

Fax: 904-268-2053

16:12:07 APR 19 2023
Reference No: B576051

Item	Description	Quantity	Net Price	UM	Total
MJLSLA48	48X24 MJ C153 LONG SLV L/A	1	7332.000	EA	7332.00
SSLDEP48	48 DI MJ WDG REST GLND PK *ONELOK	2	3166.000	EA	6332.00

	SPOOLS UP TO GRADE				
	24" RISER AND CAP				
	$9,086.00 EA				
FPP2410	24X10'0 FLGXPE CL BT DI SPL	5	7082.000	EA	35410.00
TAPBF24K	24X2 DI C110 125# TAP BLND FLG	5	1859.000	EA	9295.00
FNWNBGZ1RF624	*NLA 24 150# ZN RR 1/16 FF NBG SET	5	145.000	EA	725.00

	6" RISER AND CAP				
	$1,351.00 EA				
FPPU10	6X10'0 FLGXPE CL BT DI SPL	1	1191.000	EA	1191.00
TAPBFUK	6X2 DI C110 125# TAP BLND FLG	1	143.000	EA	143.00
FNWNBGZ1RF8U	6 ZN 150# RR FF 1/8 FLG SET	1	17.000	EA	17.00

Net Total:	$941583.00
Tax:	$56569.98
Freight:	$0.00
Total:	$998152.98

Quoted prices are based upon receipt of the total quantity for immediate shipment (48 hours). SHIPMENTS BEYOND 48 HOURS SHALL BE AT THE PRICE IN EFFECT AT TIME OF SHIPMENT UNLESS NOTED OTHERWISE. QUOTES FOR PRODUCTS SHIPPED FOR RESALE ARE NOT FIRM UNLESS NOTED OTHERWISE.

CONTACT YOUR SALES REPRESENTATIVE IMMEDIATELY FOR ASSISTANCE WITH DBE/MBE/WBE/SMALL BUSINESS REQUIREMENTS.

Seller not responsible for delays, lack of product or increase of pricing due to causes beyond our control, and/or based upon Local, State and Federal laws governing type of products that can be sold or put into commerce. This Quote is offered contingent upon the Buyer's acceptance of Seller's terms and conditions, which are incorporated by reference and found either following this document, or on the web at https://www.ferguson.com/content/website-info/terms-of-sale
Govt Buyers: All items are open market unless noted otherwise.

LEAD LAW WARNING: It is illegal to install products that are not "lead free" in accordance with US Federal or other applicable law in potable water systems anticipated for human consumption. Products with *NP in the description are NOT lead free and can only be installed in non-potable applications. Buyer is solely responsible for product selection.
COVID-19 ORDER: ANY REFERENCE TO OR INCORPORATION OF EXECUTIVE ORDER 14042 AND/OR THE EO-IMPLEMENTING FEDERAL CLAUSES (FAR 52.223-99 AND/OR DFARS 252.223-7999) IS EXPRESSLY REJECTED BY SELLER AND SHALL NOT APPLY AS SELLER IS A MATERIALS SUPPLIER AND THEREFORE EXEMPT UNDER THE EXECUTIVE ORDER.

HOW ARE WE DOING? WE WANT YOUR FEEDBACK!
Scan the QR code or use the link below to
complete a survey about your bids:
https://survey.medallia.com/?bidsorder&fc=149&on=37001

EXHIBIT C

Quotation

ASTATULA

25750 CR561
ASTATULA, FL 34705
Phone: (352)343-8488

Date:	**4/20/2023**	***Bid Date:***	**4/20/2023**	***Time:***	**12:00 PM**	***Project:***	**044-1304-23**	***Revision:*** **0**

Bid To:	**JAX UTILITIES MANAGEMENT INC**	***Project Name:***	**LaSalle Draiage**
Contact:	**Darby Johns**	***Project Address:***	
Phone:		***City/State/County:***	**Jacksonville, Florida, Duval**
Email:	**darby@jaxum.com**	***Memo:***	

Quoted By: **Rick Bolinger** ***Cell:*** **(772)453-1103**
Email: **rick.bolinger@countymaterials.com**

Description	UOM	Qty	Unit Price	Extension
ROUND PIPE				
15" RCP CL3	LF	96.00	$27.00	$2,592.00
18" RCP CL3	LF	72.00	$36.00	$2,592.00
24" RCP CL3	LF	288.00	$55.80	$16,070.40
30" RCP CL3	LF	104.00	$85.50	$8,892.00
60" RCP CL3	LF	120.00	$310.50	$37,260.00
72" RCP CL3	LF	24.00	$495.00	$11,880.00
Net Price				**$79,286.40**
				$79,286.40

*MES BAR GRATES ARE AVAILABLE IN SINGLE, DOUBLE AND TRIPLE RUN, WITH OR WITHOUT BOLT FRAME. MES BAR GRATES ARE A SPECIAL ORDER ITEM, REQUIRE A MINIMUM OF 2 WEEKS PRODUCTION TIME, ARE NON-RETURNABLE AND NON-REFUNDABLE. CALL FOR MORE INFORMATION OR A QUOTE.

Material to be used for drainage

Clerical errors are subject to correction. All M.E.S. quoted as 4:1 slope unless otherwise noted. All quantities are rounded up to even joints.

PRICE & AVAILABILITY SUBJECT TO CHANGE AFTER 30 DAYS . All sales are subject to all applicable Sales Tax unless exempt tax status is provided prior to first shipment.

Prices quoted are FULL TRUCK LOAD QUANTITIES f.o.b. jobsite; TRUCK NEAR AS POSSIBLE TO JOBSITE UNDER OWN POWER. All ERCP and RCP will require off loading by customer. Subject to possible fuel surcharge. A minimum drop charge may apply on less than full truckload quantities.

A 30% restocking charge will be added to all returned items. ALL DESIGN/SPECIALTY ITEMS ARE NON RETURNABLE, NON REFUNDABLE, & REQUIRE A SIGNED ORDER OR PURCHASE ORDER.

Payment Terms: All invoices are due and payable by the end of the month following the month of purchase. Invoices not paid when due shall accrue interest at the rate of 1-1/2% per month (18% per annum).

Contract: This proposal when signed by Seller and Buyer constitutes a binding contract and is made for acceptance within thirty (30) days from date hereof unless used for bidding purposes, in which case it is for acceptance within thirty (30) days of the awarding of the contract. No other contract will be signed unless this quotation and its attached terms and conditions are made a part thereof. This bid is contingent upon successful negotiations of the contract for this project, between County Materials Corporation and the General Contractor / Contractor / Subcontractor.

Signature by Buyer, or Company PO, acknowledges acceptance of the terms and conditions attached. If Buyer fails to sign, the terms and conditions of this document shall become binding upon Seller's delivery or commencement of delivery. Any additional terms and conditions proposed by Buyer, whether written or verbal, are rejected and shall be of no force or effect unless expressly consented to in writing by the Seller.

County Materials

Seller

Buyer

Rick Bolinger - Sales Representative

Print Name & Title: Authorized Rep. For Seller

Print Name: Authorized Rep. For Buyer

Signature Date

Signature Date

Delivery Contact Name: _____

Phone #: _____

Delivery Address: _____

Estimated Start: _____

Subject to Attached Terms & Conditions

Signature by Buyer acknowledges acceptance of the terms and conditions attached.

COUNTY MATERIALS CORPORATION

TERMS AND CONDITIONS OF QUOTATION/SALES CONTRACT

1. CONTRACT TERMS: The buyer listed on the face of this Quotation/Sales Contract ("Buyer") acknowledges, understands, and agrees that, by accepting this Quotation/Sales Contract ("Quotation/Sales Contract"), it shall be bound by the terms and conditions set forth herein ("Terms and Conditions"). Buyer further acknowledges, understands, and agrees that said Terms and Conditions shall be enforceable against Buyer by County Materials Corporation and all of its divisions, subsidiaries, affiliates, privies, assigns, associated or affiliated companies, corporations, partnerships, successors, and insurers, including but not limited to Central Processing Corporation and A-1 Transit Corporation ("Seller"). The sole agreement of the parties shall be made up of (1) this Quotation/Sales Contract, (2) Buyer's credit application, if any, and (3) Seller's order confirmation, if any ("Agreement"). This Agreement is the sole agreement under which Buyer shall purchase goods, materials, services, and/or products ("Products") from Seller, and acceptance of any purchase order from Buyer is hereby made expressly conditional upon Buyer's acceptance of the Agreement. Any different or additional terms or conditions contained in Buyer's acceptance of this Quotation/Sales Contract, whether by purchase order or otherwise, are hereby objected to by Seller and shall have no effect on, and not become part of, the Agreement. Additional terms or changes to the Agreement, and alleged subsequent agreements between the parties, shall not be effective as against the Seller unless signed by an authorized representative of the Seller.

2. CREDIT AND PAYMENT: Buyer agrees to make prompt payment in accordance with the terms hereof, without reference to Buyer's agreement with any other party, and with no right of setoff or retention. If delivery is to be delayed past the delivery date specified in this Agreement, either at the request of Buyer or through no fault of Seller, Buyer shall pay promptly in full for all Products sold hereunder. If Buyer is or becomes insolvent, or is unable to pay its debts as they mature, or files or has filed against it a bankruptcy, insolvency, or similar petition, or if Seller in good faith doubts the ability of the Buyer to pay, Seller may demand cash payment in advance before shipments are made. In the event Buyer fails to make the demanded payment within fifteen (15) days after Seller's demand, Seller may cancel the unperformed portion of the contract, without prejudice to its right to hold Buyer liable for all harm or damages resulting from its failure to pay.

3. INTEREST AND COSTS: Invoices not paid when due shall bear interest at the rate of 1 1/2% per month if not prohibited by law, otherwise at the highest lawful contract rate. Buyer shall be responsible for paying such interest incurred upon demand, together with reasonable costs of collection (including attorneys' fees and expenses) whether or not a lawsuit is commenced.

4. TAXES: Sales, use, excise, or similar taxes arising out of or relating to the sale, delivery, installation, or use of the Products, if any, are not included in the price on the Quotation/Sales Contract except as otherwise specified herein or in a separate written agreement between Buyer and Seller. In the absence of an exemption or resale certificate acceptable to Seller and to the respective taxing authority, all such taxes are the sole responsibility of and shall be paid by Buyer. At any time Seller shall have the right to separately bill Buyer for such taxes which the Seller may have been required to pay and the Buyer shall promptly reimburse the Seller for the entire amount of such taxes.

5. CHANGE ORDERS: Change orders after receipt of Buyer's order may necessitate rescheduling estimated delivery date(s) for Buyer's order. Change orders may result in additional charges for time, labor, and/or materials costs, which shall increase the Buyer's contract price stated in this Quotation/Sales Contract. Buyer understands and acknowledges any change order made by Buyer may delay the delivery date for the Product(s) ordered and Buyer agrees to bear any additional costs arising out of or resulting from any change order made by Buyer, pursuant to the Terms and Conditions herein. Buyer and Seller shall agree on the necessary changes in price and estimated delivery date(s), if any, for any change in scope or additional work before Seller is obligated to proceed with any change requested by Buyer.

6. DELAYS: Buyer shall reimburse Seller for all expenses incurred by Seller which arise out of delays, including, without limitation, delays caused by Buyer, such as failure to timely submit necessary documents, approvals, or information needed by the Seller, the failure to accept delivery on a timely basis, etc. Seller will not be responsible for any delays resulting from a force majeure event, as set out in this Agreement below. Shipments of orders delayed for any reason in whole or in part beyond the control of Seller and beyond one (1) month of the ordered date are subject to an increase based on increased labor and materials costs. Any statements made relating to delivery dates, shipping dates, or production dates are not warranties and do not form part of the basis of the contract. Present lead times are good faith estimates and are not contractual nor are they intended to imply that time is of the essence.

7. DELIVERY TERMS:

(1) All scheduled delivery dates are approximate.

(2) Seller's responsibility for delivery shall cease FOB shipping point or, if Seller agrees to deliver FOB delivery site, at the curbside or street frontage of the address of delivery. If Buyer requires Seller to cross a curb line or enter private property to make delivery on site, Buyer shall be responsible for providing Seller with safe and adequate access to the site, along with a certificate of insurance, and Seller shall not be liable for any damage resulting from delivery of Products on private property or when required to deliver inside a curb line. Seller shall have the right to charge the Buyer the sum of $90.00 per hour of waiting time in excess of one hour, and Buyer shall pay such charge upon demand.

(3) The driver of the delivery vehicle is empowered to refuse delivery or continue delivery if, in his opinion, the point where the Product is to be delivered is unsafe or is likely to prove dangerous. If the delivery vehicle is required to deliver at any point off a public road, the Buyer will be responsible for any and all damage to vehicles, pipes, manholes, underground utilities or any other property of any sort resulting therefrom and hereby indemnifies the Seller against any and all loss, damage, claims, costs, including legal costs on an indemnity basis or demands which the Seller may incur as a result of such delivery.

(4) Traffic control services shall be provided by the Buyer whenever required for safe delivery, and site access and egress.

(5) In the event that the Buyer requests that any Product be deposited on a street or public highway the Buyer shall be responsible for compliance with any and all city, county, or state regulations and/or permits and for all steps which need to be taken for the protection at all times of persons or property and shall indemnify, defend, and hold harmless the Seller for any and all costs, claims, losses or expenses, including legal costs and fees, which the Seller may incur as a result of such delivery.

(6) Delivery schedules will be mutually agreed upon between Seller and Buyer.

8. FREIGHT ALLOWANCE: When Products are delivered by trucks owned by Seller, any of its affiliates, or by carrier, the purchase price shall increase by an amount equal to the freight allowance. Buyer will pay such increase as part of the purchase price together with any additional costs arising out of delivery.

9. CANCELLATION: In the event the order is cancelled by Buyer prior to delivery, or Buyer otherwise fails to comply with its obligations under the Agreement, Seller shall be entitled to all damages incurred in connection with this order, including without limitation, restocking costs, material procurement costs, administrative costs, lost profits, incidental and consequential damages, and Seller's reasonable attorneys' fees and expenses, if any.

10. BACK CHARGES/DAMAGES. Seller will not permit or accept any back charges for any reason nor will it accept any assessment for damages due to delivery performance unless such charges are authorized in writing by Seller prior to these charges being incurred.

11. PERFORMANCE BONDS: Seller will not pay for, nor allow deductions for, performance bonds.

12. NOTICE OF BID ACCEPTANCE. To assure prompt delivery of the request Product, Buyer must inform Seller of bid acceptance as early as possible along with all pertinent data (taxable authorities, purchase order numbers, etc.) in order to provide Seller with sufficient time to provide the Product ordered by Buyer at the time requested by Buyer.

13. DESIGN OF PRODUCTS: If Buyer is purchasing stock Products from Seller, Seller bears responsibility for designing Products in compliance with the applicable ASTM standard(s) and as described in Seller's sales material. If Buyer is purchasing non-stock Products that must meet certain specifications, then Buyer must provide Seller with specifications sufficient to permit Seller to draft production drawings for the Products in compliance with those specifications; furthermore, Seller has no responsibility for the design or creation of the Product specifications provided by the Buyer and is only responsible for drafting production drawings based on the specifications provided. Buyer understands that that harmful cracking or other damage may occur if the Product specifications are not properly designed.

14. INSTALLATION OF PRODUCTS: Unless otherwise agreed to by Seller as part of the Agreement, Seller shall have no responsibility for the installation, unloading, or maintenance of the Products, it being understood that the Seller's sole responsibility is described on the face hereof, and that harmful cracking or other damage may occur if the Products are not properly installed, unloaded, or maintained.

15. ADVICE: Any installation advice provided verbally or outlined in technical literature provided by Seller and/or its affiliates, including County Materials Corp., is intended as a guide for informational purposes only and are not intended to replace sound engineering practice and judgment and should not be relied upon for that purpose.

16. INSPECTION AND TESTING: All requests for inspections or tests not regularly conducted by the Seller are for the Buyer's account, and must be made by separate agreement as to the nature, extent of, and charges for such inspections or tests.

17. INSPECTION AND REJECTION OF NON-CONFORMING PRODUCTS: (a) Buyer shall inspect all Products within 48 hours of receipt (the "Inspection Period"). Buyer will be deemed to have accepted the Products unless it notifies Seller in writing of any non-conforming Products during the Inspection Period and furnishes such written evidence or other documentation as required by Seller. At Seller's request and option, Buyer must provide Seller an opportunity to examine the alleged nonconforming Products without delay or a sample of the alleged non-conforming Products. The Products are in conformity if they do not deviate from the agreed specification at the time of passage of title and risk. (b) If Buyer timely notifies Seller of any non-conforming Products, Seller shall, in its sole discretion, either (i) provide conforming Products to replace any such non-conforming Products, or (ii) repair or remediate the non-conformity, or (iii) credit or refund the purchase price for such non-conforming Products, together with any reasonable shipping and handling expenses incurred by Buyer in connection therewith. Buyer shall ship, at its expense and risk of loss, the non-conforming Products to the location specified by Seller. If Seller exercises its option to provide replacement conforming Products, Seller shall ship conforming Products to Buyer at Buyer's expense and risk of loss after receiving Buyer's shipment of all non-conforming Products. (c) Buyer acknowledges and agrees that the remedies set forth in subsection (b) above are Buyer's exclusive remedies for the delivery of non-conforming Products.

18. LIMITATION OF LIABILITY: SELLER'S LIABILITY ON ANY CLAIM SHALL NOT EXCEED THE AMOUNT INVOICED FOR THE PRODUCTS ACTUALLY RECEIVED BY BUYER for any loss or damage arising out of the supplying of any Product to Buyer, or the sale, operation, or use of the Product, whether such claim is based in contract, warranty, tort (including negligence) or other grounds, with regard to which such claim for loss or damage is made. IN NO EVENT SHALL SELLER BE LIABLE FOR SPECIAL, CONSEQUENTIAL, INCIDENTAL, LIQUIDATED, PUNITIVE, OR EXEMPLARY DAMAGES, which could include, but is not limited to, loss of profits or revenue, loss of use of the Product or any associated product, cost of capital, cost of substitute products, cost of facilities or services, downtime costs, or claims by Buyer's customers for such damages, whether such damages arise as a result of breach of contract or warranty, a tort claim (including negligence), or on other grounds. THIS LIMITATION OF LIABILITY AND EXCLUSION SHALL APPLY EVEN IF THE EXPRESS LIMITED WARRANTY SET FORTH BELOW FAILS OF ITS ESSENTIAL PURPOSE. The above limitations do not include damages related to personal injury.

EXCLUSIVE LIMITED WARRANTY: Seller warrants that stock Product, to the extent it is manufactured by Seller, shall be free from manufacturing defects in materials and workmanship and meet solely the description and specifications set forth in Section 13 above and conform to (subject to reasonable variance in accordance with normal industry practice) the applicable ASTM standard(s) for a period of thirty (30) days from delivery thereof, and all other warranties are expressly disclaimed as described in the capitalized sentence below. Seller may, in its sole discretion, also rely on any generally accepted industry standards. Seller retains the right, however, to change the dimensions, composition, design, performance, color, and appearance of the Product without liability if, in Seller's judgment, the change is non-material. Seller warrants that non-stock Product manufactured by Seller meet only those specifications and standards provided by Buyer for a period of thirty (30) days from delivery, all other warranties are expressly disclaimed as described in the capitalized sentence below, and Buyer understands that that harmful cracking or other damage may occur if the Product specifications are not properly designed. Seller does not warranty any portion of Product not manufactured by Seller but Seller shall assign to Buyer, upon request, all assignable warranties of Seller's suppliers related to such Products. Acceptance by Buyer of the Product constitutes confirmation that the Product meets the description set forth above. THE FOREGOING WARRANTY IS IN LIEU OF AND EXCLUDES ALL OTHER WRITTEN OR ORAL WARRANTIES, INCLUDING THE IMPLIED WARRANTIES OF FITNESS FOR A PARTICULAR PURPOSE AND MERCHANTABILITY, WHETHER EXPRESS OR IMPLIED BY LAW, INCLUDING THE UNIFORM COMMERCIAL CODE AS ENACTED IN THE STATE OF FLORIDA OR ELSEWHERE. This limited warranty only applies if the Product has not been subjected to misuse, negligence, or accident and have not been installed, maintained, altered, or repaired in any manner that, in Seller's sole judgment, adversely affects the condition or operation of the Product. Further, the foregoing limited warranty and the exclusive remedy below run only in favor of the original Buyer and may not be assigned or otherwise transferred.

EXCLUSIVE REMEDY: For any loss or damage arising out of supplying Product to Buyer, or the sale, operation, or use of the Product-whether such claim is based in contract, warranty, tort (including negligence) or other grounds- BUYER'S EXCLUSIVE REMEDY IS LIMITED, at Seller's sole discretion, to either: (1) refund by Seller of the purchase price for any non-conforming Product sold hereunder; or (2) the repair of non-conforming Product or replacement of any non-conforming Product with new Product in its unfinished state. UNDER THIS EXCLUSIVE REMEDY, BUYER SHALL NOT RECOVER ANY OTHER COSTS FROM SELLER, including but not limited to costs for: return of non-conforming Product, delivery of replacement Product, removal of non-conforming Product, reinstallation of replacement Product (or products purchased to replace any non-conforming Product), and/or any labor charges incurred related to the Product. NO OTHER REMEDY SHALL BE AVAILABLE TO BUYER. ANY CLAIM FOR INCIDENTAL AND/OR CONSEQUENTIAL DAMAGES for lost profits, lost sales, injury to property, or any other incidental or consequential loss IS THEREFORE BARRED PURSUANT TO THE TERMS OF THIS EXCLUSIVE REMEDY. Seller will not be liable for any failure of Product to conform to the Exclusive Limited Warranty above caused by installation or maintenance of the Product, or use of other products/materials in conjunction with the Product that negatively impacts the Product or otherwise do not conform with industry standards. The above limitations do not include damages related to personal injury.

19. CLAIMS: BUYER'S EXCLUSIVE PROCEDURE FOR COMMENCING CLAIMS against Seller after acceptance of the Product shall be as follows: Notice of claims against Seller for breach of warranty or for any other alleged non-conformity of the Product MUST BE GIVEN TO SELLER PROMPTLY UPON

DISCOVERY AND MUST BE SUPPORTED IN WRITING WITHIN SEVEN (7) CALENDAR DAYS AFTER DISCOVERY of the alleged breach or non-conformance to afford Seller an opportunity to investigate such claims promptly and mitigate any potential damages. Failure of Buyer to give such notice SHALL CONSTITUTE A WAIVER BY BUYER of their right to later make such a claim and Buyer shall be barred from the exclusive remedy permitted herein.

20. FAILURE BY SELLER: If at any time prior to delivery, Seller materially fails to fulfill its obligations hereunder or abandons production of the Products without cause, and such failure or abandonment is not corrected or commenced to be corrected within seven (7) days of written notice from Buyer (except for matters which by their nature cannot be corrected within said seven (7) days, in which case it shall be sufficient that Seller commenced to remedy such failure within said period and thereafter diligently proceeds), Buyer may elect to terminate Buyer's continuing obligations under this Agreement. If Buyer elects to terminate the Buyer's obligations hereunder, Buyer shall be entitled to the return of all deposit money paid to Seller in connection with this Agreement. TERMINATION OF THE AGREEMENT AND RETURN OF DEPOSIT MONEY ARE THE BUYER'S SOLE AND EXCLUSIVE REMEDY IN THE EVENT OF A FAILURE TO COMPLY OR ABANDONMENT BY SELLER.

21. TITLE AND RISK OF LOSS: For Products delivered by common carrier, Buyer accepts the risk of loss, shortage, destruction, or damage upon delivery of the Products by Seller to the common carrier, and Buyer's sole remedy shall be against the common carrier for any loss, shortage, destruction, or damage to the Products resulting from shipment. For Product delivered by Seller or any of its affiliates, title and all risks of loss, shortage, damage, destruction, delay, etc. with respect to Product shall not pass to Buyer until delivery at the point described on the face of this Quotation/Contract or at such other point as may be designated by Buyer. All claims for loss, shortage, damage, destruction, delay, etc. to the Product delivered shall be made at the time such Product is delivered, and no such claim shall be allowed unless a notation of the loss, shortage, damage, destruction, delay, etc. is made on the delivery receipt for the products to which such claim applies. In no event shall Buyer's rights against Seller for loss, shortage, damage, destruction, delay, etc. exceed Buyer's rights for breach of warranty as set forth above. Buyer shall pay Seller for all expenses incurred in the production and delivery of the Product regardless of delays or Seller's inability to deliver said Product due to circumstances beyond its control. Seller shall retain any and all necessary lien rights allowable for payment on the Product subject to this Agreement until the purchase price plus any additional interest has been paid. Buyer hereby grants Seller a first priority security interest in all products until such time as Seller is paid in full all amounts due and owing under this Agreement.

22. RETURNS: No Products shall be returned to the Seller without its prior written approval of such return and of the terms and conditions relating thereto. Further, Buyer shall return the Products in good and saleable condition and shall pay any costs or charges arising out of such return, including shipping costs and a restocking charge equal to thirty percent (30%) of the purchase price of the returned Products. Non-stock Products (i.e., custom-manufactured Products) are non-returnable.

23. INDEMNITY: Buyer shall defend, indemnify, and hold Seller harmless from any and all third-party losses, damages, claims, penalties, liabilities, and expenses, including reasonable attorneys' fees and expenses of whatever nature and however arising or incurred (including but not limited to Seller's reasonable attorneys' fees and expenses in defending any third-party claims), which arise from Buyer's negligence or from Buyer's improper use (including use of the Product beyond its useful life), installation, possession, operation, maintenance, storage, or handling of the Products and which give rise to any claim against the Seller by the Buyer or a third party.

24. FORCE MAJEURE. Seller shall not be considered in default in the performance of its obligations hereunder if such performance is prevented or delayed, in whole or in part, because of an act of God, shortages or lack of availability of raw materials, vendor or supplier performance, failure of suppliers or subcontracts to satisfactorily meet scheduled deliveries, equipment or facility failures, war, blockade, embargo, hostilities, revolution, terrorism, riots, civil commotion or insurrection, strike or lockout, labor dispute or other labor disturbance, slowdowns, epidemic or prevalent disease or illness with an actual or probable threat to human life, quarantine/travel restriction, fire, wind, earthquake or flood, theft or vandalism, severe weather, traffic delays, delays of third parties, government shutdown, or because of any law, order, proclamation, regulation or ordinance of any government, or for any other cause, whether similar or dissimilar to those enumerated, beyond the reasonable control of Seller.

25. ACTIONS: No action for the enforcement of the remedies set forth herein shall be commenced more than one year after the cause of action accrued for the enforcement of such remedies.

26. VENUE AND CHOICE OF LAW: Any action arising out of or related to the transactions contemplated by this Agreement shall be governed and construed in accordance with the laws of the State of Florida, without regard to conflict of laws provisions wherever contained. The parties agree that any litigation shall be conducted exclusively in the Lake County Circuit Court located in Tavares, Florida without a jury, and the parties hereby consent to such jurisdiction and waive any personal jurisdiction or venue objections (including forum non conveniens) to such forum.

27. SEVERABILITY AND WAIVER: If any section or part of a section hereof is found to be unenforceable, then the remainder shall continue in full force and effect as if the unenforceable section or part thereof did not exist. Any delay or failure in the exercise of a right by Seller shall not be deemed a waiver thereof, and any agreement (express or implied) in an earlier instance not to exercise a right shall not be deemed a waiver in any subsequent instance.

28. CLERICAL ERRORS: Seller reserves the right to correct clerical errors or similar errors relating to price or any other terms shown in this Quotation/Sales Contract.

29. SIGNATURE: Either party may evidence execution of this Quotation/Sales Contract by facsimile or copy signature. Such signature shall be binding on said party and shall have the same force and effect as an original signature. This Quotation/Sales Contract further may be signed in counterparts, each of which shall be part of this Agreement.

30. CAUTION: Freshly mixed concrete or mortar may cause skin irritation or chemical burns. Avoid direct contact where possible and wash exposed skin areas promptly with water. Sawing or grinding of concrete products may result in the release of dust particles which could cause minor eye or nose irritation if proper protective equipment is not in place. The use of a NIOSH approved respirator and tight fitting goggles is recommended when sawing or grinding concrete products.

Rev: 01/07/2022

Seller: County Materials Corporation

Buyer: JAX UTILITIES MANAGEMENT INC

Rick Bolinger SalesRep

Print Name & Title: Authorized Rep. For County Materials Corp.

Rick Bolinger 4/20/2023

Signature Date

Darby Johns

Print Name & Title: Authorized Rep. For Buyer

Signature Date

Subject to Attached Terms & Conditions

Signature by Buyer acknowledges acceptance of the terms and conditions attached.

EXHIBIT C

AMERICAN PRECAST STRUCTURES

10483 GENERAL AVE.
JACKSONVILLE, FL 32220
904.467.7700/904.337.1967F

JEA FDOT

PURCHASE PROPOSAL

Quote #:	Q23-2150	Date:	4/4/2023
Project:	Lasalle Street Drainage		
Engineer:	COJ		
Bid Date:	ASAP	Rev Date	
Location:	Duval		
Company:			
Contact:			
Phone/Email:			

Quantity		Description	Unit Price	Line Total
6	EA	Single Curb Inlet w/5145-6210 Curb Set. < 10' (2, 4, 5, 6, 7, 8)	$2,571	$15,426
2	EA	Double Curb Inlet w/5145-6210 Curb Set. < 10' (1, 3)	$4,922	$9,844
1	EA	C Inlet w/6210 Non-Traffic Iron Grate, B/C. < 10' (9)	$1,782	$1,782
1	EA	J-1 Storm Manhole w/655-CF R/C. <10' (3A)	$2,113	$2,113
1	EA	J-1-B Storm Manhole w/655-CF R/C. <10' (10)	$4,756	$4,756
2	EA	J-I-F Storm Manhole w/655-CF R/C, (8'x8' & 8'x6'ID). < 10' (11, 12) HL = 16 Tons	$10,915	$21,830
				$0
				$0
				$0
				$0
				$0
				$0
				$0
				$0
				$0
				$0
				$0
				$0
				$0
				$0
				$0
				$0
				$0
				$0
				$0
				$0
				$0
				$0

Subtotal		$55,751
Tax	0.0%	$ -
Total		$55,751.00

FOB Jobsite Unloaded By Others

Lead Time	TBD
Terms	NET 30

Quote valid for 30 days

Qualifications (Grade Rings Not Included)	
	24" Dia Grade Rings @ $60/ea
	32" Dia Grade Rings @ $75/ea
	Curb Inlet Grade Rings @ $130/ea
	Any product not shipped within 6 months of submital will be subject to price escalation and Storage Fees.

Quoted By: Chip McGehee / American Precast Structures, LLC
Chip@American-PS.com

Quote Accepted By: _____

Date: _____

EXHIBIT C

TERMS AND CONDITIONS (Are effective upon start of project) Latest Revision Date January 24, 2023

DELIVERY: Delivery will be made to the jobsite using a common carrier of American Precast Structures, LLC (APS) choosing. Contractor must provide adequate roads for freight carrier. Unless otherwise noted, freight has been quoted for a single delivery. "Short Loads" will incur an additional freight charge to be determined at time of delivery. Multiple stage deliveries may be available, at APS discretion. If a multi-stage delivery is requested/provided, additional costs will apply. The customer will be prepared to receive material upon delivery at address provided. If the customer is unable to receive delivery, the customer is responsible for all additional storage and/or re-consignment charges. Equipment may be required for offloading. APS Bill of Lading will be accepted as proof that material was shipped in satisfactory condition. If damage or loss occurred to material during shipping, **damage or loss MUST be noted on a delivery ticket**. Full inspection of material must take place no later than 24 hrs after receipt of material and any concealed damage or loss must be reported within this 24 hr time period. APS agrees to perform due diligence in prosecuting damage or loss claims against the delivering carrier, to the best of their ability. The customer understands that their cooperation will be required, and agrees to offer their unconditional assistance.

PRODUCT SPECIFICATIONS: This order will be supplied per information provided by requesting party, FDOT and/or ASTM specifications. It remains the EOR and purchaser's responsibility to confirm compliance with construction documents. **Grade rings are not included within the unit prices unless specifically indicated within the items description.**

PURCHASE ORDERS: We are an off-site supplier. Vendor applicable purchase orders will be executed upon submission and review and shall be considered secondary to the terms put forth in this document. Purchase orders with subcontractor specific contract language will not be accepted.

WARRANTY: APS warranties purchased items for a period of one (1) year from the Date of Substantial Completion. This warranty does not apply to vandalism, abuse, or abnormal use. Warranty claims not accompanied by signed letter of explanation and photographs will be considered invalid. APS will repair or replace defective item(s) at their sole discretion. Customer agrees to make minor repairs and alterations to structures without recourse to APS. We do not accept responsibility for installation and inappropriate handling of the materials delivered. Any installation errors voids any and all warranties, expressed or implied, except warranty of title.

SHOP DRAWINGS/ SPECIFICATION SHEETS: APS shop drawings and specification sheets bear nominal dimensions and are subject to minor revisions without notice.

DESIGN LOAD: Unless otherwise noted, all precast structures are designed for H20 or HL93 loadings as applicable. Final design and grate loadings are as specified on submittal drawings. Special or modified structures are to be designed by CES (or equal) for a fee and who's design shall be accepted by contractor/EOR/owner.

PAYMENT TERMS: Terms of purchase shall be balance net 30. Retention/Holdback will not be tolerated. In cases where retention is held, the amount will be treated as a past due amount subject to penalties and collection efforts outlined below. Interest on amounts which remain due past the allowable 30 days will accrue at a rate of 1 1/2% per month. Customer will be held liable for all account collection expenses, including reasonable attorney's fees and collection service fees. If litigation were needed, all transactions would occur in Duval County, Florida. Credit card payments are accepted within 30 days of delivery date without penalty for established accounts. Credit card payments 31 days and later are subject to 3% convenience fee applied to any amount processed. All non-established accounts are required to pay the 3% credit card convenience fee. Any product not delivered after six months from manufacture date will be charged storage fees up to the full cost of structure. Any structure and it's accessories not received will be charged full price plus any restocking/return/disposal fees.
PRICE INCREASES: Quote is valid for 30 days from date of issue (not bid date). Quote will be subject to confirmation after 30 days. Price increase(s) may be assessed on any product not shipped within six months of submittal date. Additionally, we reserve the right to pass along significant price increases to the contractor immediately upon receipt of such. Contractor will be responsible any price increases incurred.
RETURNS: Returns of new or like new material will be considered on a case by case basis subject to management approval. No custom made precast structures will be considered returnable. Items that are returnable will be subject to a 25% restocking fee.

CHARGE BACK POLICY: Customer further agrees that no unilateral charge back measures will be employed to rectify a dispute of any kind with APS. If customer contends that some charge back is due, written notice of the request to withhold payment will be submitted for APS review and approval. Unilateral charge back amounts will be treated as unpaid payments, and the amount will be treated as a past due amount subject to penalties and collection efforts outlined above.

CHANGES: Changes to the order, following execution of this agreement, will be accepted. Written notification of the change is required. APS reserves the right to charge cancellation or modification fees up to and including the full unit value of all items affected and if any shipping costs were incurred.

EXHIBIT C 04 SITEWORK

Scope:	04 SITEWORK	Company:	All Site Contracting
Job No:	6704142	Contact:	Stephen Eckhardt
Project:	COI LaSalle St Pump Station	Phone:	904 574 9000
Estimator:	Nelson Mena	Email:	stephen@eckhardtallsitecontracting.com
		Lead Times:	
		Quote Good for Days?:	
Bid Date:	2/8/23 12 00 AM	Notes:	
Scope Notes:			They got the site work & Paving
		Bid Total :	$1,343,255

HASKELL

Spec	Description	Haskell Quantity	UM	Haskell Estimate U.P.	Haskell Estimate Total Price	A --	A U.P.	A Total Price	CARRY A	CARRY U.P	CARRY Total Price
	BASE BID				-			1,327,327	A		1,327,327
	Mobilization				-	Y		Incl			-
	Clearing and Grubbing				-	Y		Incl			-
	Demo				-	N		Not Incl			-
	Clearing				-	N		Not Incl			-
	Utility Locates				-	Y		Incl			-
	Installation and maintenance of the Erosion Control				-	Y		Incl			-
	Silt Fence				-	Y		Incl			-
	Straw Wattle rolls				-	N		Not Incl			-
	Tree Protection				-	N		Not Incl			-
	Inlet Barrier				-	Y		Incl			-
	Inspection and Record Keeping				-	Y		Incl			-
	Sweeping				-	Y		Incl			-
	Cut and Fill				-	Y		Incl			-
	Traffic Control				-	Y		Incl			-
	Excavation				-	Y		Incl			-
	Testing Material				-	Y		Incl			-
	Disposal of Material				-	Y		Incl			-
	Temporary Vegetative Stabilization				-	Y		Incl			-
	Preparation for Paving				-	Y		Incl			-
	Wheel Stops				-	Y		Incl			-
	Mill and resurface				-	Y		Incl			-
	Surveying				-	Y		Incl			-
	Concrete Paving				-	Y		Incl			-
	Saw Cut Pavement edge				-	Y		Incl			-
	Safe Walk				-	Y		Incl			-
	Crosswalks				-	N		Not Incl			-
	Paver Restoration				-	Y		Incl			-
	Down Barrier Wages				-	Y		Incl			-
	Paving				-			-			-
	Wage Type				-			-			-
	Small/Minority Business Type				-			-			-
	Addenda Through				-			-			-
	SUBTOTAL				-	Y		1,327,327	Y		1,327,327
	Sales Tax	7 50%			-	N		Included Above	N		Included Above
	Sub/Vendor Bond	1 75%			-	Y		15,928	Y		15,928
	TOTAL				$ -			$ 1,343,255			$ 1,343,255
	Alternate "1"										
	Alternate "2"										
	Alternate "3"										
	Alternate "4"										

ALLSITE CONTRACTING INC.

Allsite Contracting Inc
5845 Cisco Dr. West
Jacksonville, FL 32256
(904)574-9000

SITE & UTILITY PROPOSAL: LASALLE STREET DRAINAIGE IMPORVEMENTS

To:	Property:
Haskell 111 Riverside Ave Jacksonville, FL 32202	Lasalle Street Jacksonville, FL
Proposal Date:2/10/2023	**Payment Terms: Net 30**
Effective To: 5/10/2023	**Plan Date: 12/9/2022**
Engineer: Connelly & Wicker Inc	**Geo-Tech Report Date: 12/9/2022**
Site Visit: 2/1/2023	**Addendum:**

One year warranty based on date of completion
If payment and performance bond required add ***(2.88%)***
Includes all sales tax

Pricing: *REV1*

Allsite Contracting Inc. is submitting the following pricing for the scope of work to be completed
Pricing is valid for (30) day from date of quotation

" **EXHIBIT - A** "

Item #	Description	Qty	Unit	Unit Price	Total
1	**General Conditions**	1	LS	$ 381,250.00	$ 381,250.00
	Mobilizations	1	LS		
	Surveying / Civil layout / As-builts	1	LS		
	Maintenance of traffic / Sweeping	1	LS		
	Testing & TV inspections	1	LS		
	Dewatering	1	LS		
	Locates	1	LS		
2	**Erosion Control**	1	LS	$ 13,250.00	$ 13,250.00
	Silt fence (install and maintain)	1500	LF		
	Construction driveway	1	EA		
	Inlet protection	15	EA		
3	**Site Demo**	1	LS	$ 48,975.00	$ 48,975.00
	Seat wall	20	LF		
	Concrete pavement	4800	SF		
	Asphalt pavement	1645	SY		
	Relocate signs & mailboxes	7	EA		
	Curb	900	LF		
	Pavers	780	SF		
4	**Earthwork and Site Prep**	1	LS	$ 493,685.00	$ 493,685.00
	Clearing and grubbing	1	LS		
	Strip top soil	1395	SY		
	Excavate for stormwater treatment units / stockpile material for reuse	8800	CY		
	Backfill around vaults / prep and compact generator & electrical pads	1055	SY		
	#57 stone under pads	65	SY		
	Establish 12" stabilization LBR(40)	2285	SY		
	Fine grade for concrete flatwork	805	SY		
	Final grade, backfill curb and islands, remove spoils, dress site	1395	SY		
	Sod restoration	1395	SY		
5	**Site Concrete**	1	LS	$ 95,852.00	$ 95,852.00
	Curb and gutter	1250	LF		
	Driveways (5")	1790	SF		
	Sidewalks (4")	3765	SF		
	Curb ramps	4	EA		
	Concrete slab (12" concrete w/#5 bars)	155	SF		
6	**Site Paving**	1	LS	$ 294,315.00	$ 294,315.00
	Prep and compact subgrade	2440	SY		
	Provide, place and finish 8" rock base	665	SY		
	Curb pad paving (2.5" B-12.5)	280	SY		
	Base course (5.5" B-12.5)	1495	SY		
	Surface course paving (1.5" SP12.5 one lift)	1495	SY		
	Pump station asphalt (1.5" SP12.5 one lift)	665	SY		
	Mill and resurface	125	SY		
	Striping, signage, ADA mats and wheel-stops	1	LS		
				TOTAL BASE BID	$ 1,327,327.00

	Add / Alts				
1	Excavate, remove and replace unsuitable soils (per load cost)	1	LD	$ 540.00	$ 540.00
2	Additional asphalt mobilizations	1	EA	$ 17,020.00	$ 17,020.00
3	Additional concrete / grade / utility crew mobilizations	1	EA	$ 3,500.00	$ 3,500.00
4	Demo storm structures & storm pipe	1	LS	$ 56,175.00	$ 56,175.00
5	Strom Collection System (48" outfall pipe, 60" & 72" RCP after S-11 not included)	1	LS	$ 340,753.00	$ 340,753.00
	15" RCP	104	LF		
	18" RCP	48	LF		
	24" RCP	280	LF		
	30" RCP	96	LF		
	60" RCP	96	LF		
	Single COJ curb inlets	6	EA		
	Double COJ curb inlets	2	EA		
	Type J manholes	4	EA		
	Type C inlets	1	EA		
	CIP Inverts	13	EA		
6	Install 72" RCP & 60" RCP at pump station	32	LF	$ 1,198.00	$ 38,336.00
7	Install 48" HDPE outfall pipe	580	LF	$ 177.00	$ 102,660.00

Product Lead Times:

1. RCP pipe after approved submittals 6-8 weeks
2. Precast structures 4-6 weeks for submittals, 2-4 weeks production after approved submittals

Exclusions and Clarifications:

1. Excludes the removal and/or replacement of any unsuitable material
2. Excludes cost associated with any unforeseen conditions or deficiencies not readily discernible at the time of this proposal
3. Excludes any site furnishings (flag poles, monument signs, bike racks, trash cans, etc...)
4. Excludes any and all concrete flatwork
5. Excludes any landscaping, topsoil, irrigation
6. Excludes any permanent fencing and/or gates of any kind
7. Excludes any temporary shoring / sheet pilling
8. Both existing elevations (topo) and proposed elevations are assumed to have been provided in the same vertical datum
9. Excludes building footer excavation / road sleeves or electrical conduit
10. Excludes any and all permits
11. Control points and building corners provided by others
13. Anything not specifically included in the scope of work above is excluded and/or subject to negotiation/clarification
14. Base bid includes seven asphalt mobilizations, three concrete mobilizations
15. Demolition of existing buildings by others

Thank you for the opportunity to price this work. Please feel free to contact us should you have additional questions regarding the information listed above.

Sincerely,

Allsite Contracting, Inc.

Steve Bell, President

Scope:	05 MARINE WORK
Job No:	6704142
Project:	COI LaSalle St Pump Station
Estimator:	Initials Here
Bid Date:	2/8/23 12:00 AM
Scope Notes:	

Company:	Hal Jones Contractor	Farrell Brothers	
Contact:	Greg Tolbert	Scott Farrell	
Phone:	904-355-5885	904-626-4506	
Email:		sfarrell@farrellmarine.com	
Lead Times:			
Quote Good for #days?:	45 days		
Notes:			
Bid Total :	$513,236	$369,001	$369,001

Spec	Description	Haskell Quantity	UM	Haskell Estimate U.P.	Haskell Estimate Total Price	A	A U.P.	A Total Price	B	B U.P.	B Total Price	CARRY	CARRY U.P.	CARRY Total Price
	BASE BID				-			507,150			364,625	B		364,625
					-			-			-			-
					-			-			-			-
	AS&H Drawings				-	Y		incl	Y		incl			-
	Cofferdam for use by pipeline contractor				-	Y		incl	Y		incl			-
	Coordination of 48" Outfall piping				-	Y		incl	Y		incl			-
	Wage Rates				-	Y		incl	Y		incl			-
					-			-			-			-
					-			-			-			-
					-			-			-			-
					-			-			-			-
					-			-			-			-
					-			-			-			-
					-			-			-			-
					-			-			-			-
					-			-			-			-
					-			-			-			-
					-			-			-			-
					-			-			-			-
					-			-			-			-
					-			-			-			-
	Wage Type													
	Small/Minority Business Type													
	Addenda Through													
	SUBTOTAL					Y		507,150	Y		364,625	Y		364,625
	Sales Tax:	7.50%				N		Included Above	N		Included Above	N		Included Above
	Sub/Vendor Bond	1.20%				Y		6,086	Y		4,376	Y		4,376
	TOTAL				$ -			$ 513,236			$ 369,001			$ 369,001
	Alternate "1"													
	Alternate "2"													
	Alternate "3"													
	Alternate "4"													

EXHIBIT C

FARRELL BROS
MARINE CONSTRUCTION, INC.
Docks • Docks • Boat Lifts • Bulkheads
PO Box 50397, Jacksonville Beach, FL 32240
904.626.4506 www.farrellmarine.com

Proposal

Date	Estimate #
2/17/2023	2023-036

Name / Address	Job Site Location
Haskell Company Joe Kantor, Sr. Project Manager 111 Riverside Avenue Jacksonville, FL 32202 (904) 791-4779 joseph.kantor@haskell.com	952 Lasalle Street Jacksonville, FL 32207

If you have any questions of concerns, please contact Scott Farrell at:
(904) 626-4506 or sfarrell@farrellmarine.com

P.O. No.	Project
Bulkhead	LaSalle St Drainage Bulkhead

Description	Qty	Unit Cost	Total
LASALLE ST DRAINAGE BULKHEAD BID PROPOSAL			
Farrell Brothers Marine Construction will			
Mobilization	1	25,850.00	25,850.00
Construct Steel Sheet Pile Bulkhead as per provided plans (RS&H Dec 2022) including steel sheet pile, concrete cap, NS Flowable fill, pipe collar (pipe installation by others), manatee guard, Chemical Grout Injection, Floating Turbidity Barrier, & rip rap removal & re-installation. * Price assumes all installation will take place from landward side of bulkhead with concrete sidewalks, pavers, & monuments all removed prior to mobilization ** Pipe installation by others	1	338,775.00	338,775.00
Inclusions: Purchase & Installation of all items listed above - All Equipment & labor needed for installation of items listed above		0.00	0.00
Exclusions - As-Built Drawings - Permits - Engineering - Monitoring &/nor sting - Pipe Installation - Upland site prep nor re-installation (Sidewalks, monument, ect)			
Replacement Sod, Irrigation, Electrical, and Water are not included in price, however they can be arranged. All permits are required to be on file at Farrell Brothers Marine. All insurance certificates are available upon request. Farrell Brothers Marine Construction is not responsible for any grass, shrubs, utilities, sprinkler systems, septic systems, trees, walkways / paths, pools in work area or its path. Extreme care will be taken to avoid any damages. Please advise us of any concerns you may have above or underground, as necessary. Unforeseen items will billed in form of a change order at a time and material basis.			

EXHIBIT C

FARRELL BROS
MARINE CONSTRUCTION, INC.
Docks • Decks • Boat Lifts • Bulkheads
PO Box 50397, Jacksonville Beach, Fl 32240
904 626 4506 www.farrellmarine.com

Proposal

Date	Estimate #
2/17/2023	2023-036

Name / Address	Job Site Location
Haskell Company Joe Kantor, Sr. Project Manager 111 Riverside Avenue Jacksonville, FL 32202 (904) 791-4779 joseph.kantor@haskell.com	952 Lasalle Street Jacksonville, FL 32207

If you have any questions of concerns, please contact Scott Farrell at:
(904) 626-4506 or sfarrell@farrellmarine.com

P.O. No.	Project
Bulkhead	LaSalle St Drainage Bulkhead

Description	Qty	Unit Cost	Total
TERMS: Billing will be on a monthly cycle THIS PROPOSAL MAY BE WITHDRAWN IF NOT ACCEPTED WITHIN 15 DAYS * Material prices are extremely volatile currently. We have done our best to anticipate a fair value for all of the material involved. Price is subject to change it there is a significant move in the material market.			

Questions or Concerns, please contact Scott Farrell at: (904) 626-4506 or sfarrell@farrellmarine.com

PO Box 50397 • Jacksonville Beach, Fl 32240 • CGC 1509535 • 904 626 4506 • 904 626 4490 • fax 904 247 7562 • info@farrellmarine.com

HASKELL

Scope:	07 FENCING	Company:	Armstrong Fence Co	Newsome Fence	Smith Fence	
Job No.:	6704142	Contact:	Don Miller	Spencer Jones	Amenca Rodriguez	
Project:	COJ LaSalle St Pump Station	Phone:	904-356-2333 Ext 5	904-733-9374	407-557-4001	
Estimator:	Initials Here	Email:	dmiller@armstrong-fence.com		arodriguez@smithfence.com	
		Lead Times:				
		Quote Good for #days?:				
Bid Date:	2/8/23 12:00 AM	Notes:				
Scope Notes:		Bid Total :	$36,882			$36,882

Spec	Description	Haskell Quantity	UM	Haskell Estimate U.P.	Haskell Estimate Total Price	A	A U.P.	A Total Price	B	B U.P.	B Total Price	C	C U.P.	C Total Price	CARRY	CARRY U.P.	CARRY Total Price
	BASE BID				-			36,445			-			-	A		36,445
	CHAIN LINK FENCE				-	Y		Incl.			-			-			-
	DOUBLE GATE	2			-	Y		Incl.			-			-			-
	SIGNS	1			-	Y		Incl.			-			-			-
	FABRIC				-	Y		Incl.			-			-			-
	CONCRETE FOOTING FOR POSTS				-	Y		Incl.			-			-			-
	DROP BAR	1			-	Y		Incl			-			-			-
	GATE KEEPER	1			-	Y		Incl.			-			-			-
					-			-			-			-			-
					-			-			-			-			-
					-			-			-			-			-
					-			-			-			-			-
					-			-			-			-			-
					-			-			-			-			-
					-			-			-			-			-
					-			-			-			-			-
	Wage Type																
	Small/Minority Business Type																
	Addenda Through																
	SUBTOTAL					Y		36,445			Select Y or N			Select Y or N	Y		36,445
	Sales Tax	7.50%						'Y' to add tax			'Y' to add tax			'Y' to add tax			'Y' to add tax
	Sub/Vendor Bond	1.20%				Y		437			'Y' to add Subguard			'Y' to add Subguard	Y		437
	TOTAL				$ -			$ 36,882									$ 36,882
	Alternate "1"																
	Alternate "2"																
	Alternate "3"																
	Alternate "4"																

EXHIBIT C

ARMSTRONG FENCE CO
Securing The Southeast
COMMERCIAL INDUSTRIAL RENT-A-FENCE RESIDENTIAL

February 15, 2023

FENCE QUOTE

To: ESTIMATOR

Re: Lasalle Street Drainage Improvements

Subject: FENCE QUOTE

Armstrong Fence Co a leader in perimeter security throughout the Southeastern United States intends to submit a bid for subject project. The scope of work is to furnish and install as per ***Plans and Specifications*** the following:

- - TO INCLUDE:
  1) Provide and Install 358' of 6' High Green Vinyl Chain Link with (2) 16' Double Gates and Green Privacy Slats = $36,445.00

- This quote is only good till June 1st, 2023 (Under Contract and Materials Purchased)
- Standard Exclusions: Removal of Existing, Core Drilling, Staking, Grading, Grounding, Clearing, Bollards, Access Control, Intercom Devices, ***Intercom Wiring & Conduits, High & Low Voltage Wiring / Conduits,*** Concrete (other then post foundations), any other item not specifically listed, and Padlocks.

Any Questions please feel free to call at 904-814-0715.

Accepted by _____ Date

Don Miller
Armstrong Fence Co
3226 Talleyrand Ave
Jacksonville, Fl 32206
Phone: 904-356-2333 Ext 5
Fax: 904-356-2332
Email: dmiller@armstrong-fence.com

EXHIBIT C

Scope	08 CONCRETE	Company:	
Job No:	6704142	Contact:	
Project:	CDI LaSalle St Pump Station	Phone:	
Estimator:	Matthew Pierce	Email:	
		Lead Times:	
		Quote Good For Days?:	
Bid Date:	2/8/23 12:00 AM	Notes:	
Scope Notes:		Bid Total :	$2,986,539

Haskell

HASKELL

Spec	Description	Haskell Quantity	UM	Haskell Estimate U.P.	Haskell Estimate Total Price	Haskell Adjusted Estimate (HAE-A) Info Adj Qty	Unit		U.P.	Total Price		A U.P.	A Total Price		CARRY U.P.	CARRY Total Price
	BASE BID				-					-			2,986,539	A		2,986,539
					-					-			-			-
					-					-			-			-
	CONCRETE ACCESSORIES				-					-	Y		Incl			-
	CONCRETE FORMING MATERIALS				-					-	Y		Incl			-
	CONCRETE PUMPING				-					-	Y		Incl			-
	CONCRETE READY MIX				-					-	Y		Incl			-
	CONCRETE REINFORCING STEEL MATERIAL				-					-	Y		Incl			-
	CONCRETE REINFORCING STEEL INSTALL				-					-	Y		Incl			-
	CONCRETE SELF PERFORM LABOR				-					-			-			-
	Wage Type:															
	Small/Minority Business Type:															
	Addenda ___ Through ___															
	SUBTOTAL									Select Y or N	Y		2,986,539	Y		2,986,539
	Sales Tax	7.50%				7.50%				Y to add Tax	N		Included Above	N		Included Above
	Sub/Vendor Bond	1.70%				1.70%				Y to add Subcontract	N		Not Included	N		Not Included
	TOTAL				$ -								$ 2,986,539			$2,986,539
	Alternate "1"															
	Alternate "2"															
	Alternate "3"															
	Alternate "4"															

Scope:	09 METALS	Company:	Haskell
Job No:	6704142	Contact:	
Project:	COJ LaSalle St Pump Station	Phone:	
Estimator:	Initials Here	Email:	
		Lead Times:	
		Quote Good for #days?:	
Bid Date:	2/8/23 12:00 AM	Notes:	
Scope Notes:		Bid Total :	$278,833

HASKELL

Spec	Description	Haskell Quantity	UM	Haskell Estimate U.P.	Haskell Estimate Total Price	A	A U.P.	A Total Price	CARRY	CARRY U.P.	CARRY Total Price
											$278,833
	BASE BID				-			278,833	A		278,833
					-			-			-
					-			-			-
	METALS INSTALLATION				-	Y		Incl.			-
	METALS SUPPLY				-	Y		Incl.			-
					-			-			-
					-			-			-
					-			-			-
					-			-			-
					-			-			-
					-			-			-
					-			-			-
					-			-			-
					-			-			-
					-			-			-
	Wage Type										
	Small/Minority Business Type										
	Addenda ___ Through ___										
	SUBTOTAL					Y		278,833	Y		278,833
	Sales Tax	7.50%				N		Included Above	N		Included Above
	Sub/Vendor Bond	1.20%				N		Not Included	N		Not Included
	TOTAL				$ -			$ 278,833			$ 278,833
	Alternate "1"										
	Alternate "2"										
	Alternate "3"										
	Alternate "4"										

EXHIBIT A

Scope:	10 PRE-FAB BUILDING	Company:	Leesburg Concrete
Job No:	6704142	Contact:	Thomas Ely
Project:	COJ LaSalle St Pump Station	Phone:	(352) 408-4637
Estimator:	Initials Here	Email:	
		Lead Times:	
		Quote Good for #days?:	
Bid Date:	2/8/23 12:00 AM	Notes:	
Scope Notes:		Bid Total :	$139,012

HASKELL

Spec	Description	Haskell Quantity	UM	Haskell Estimate U.P.	Haskell Estimate Total Price	A	A U.P.	A Total Price		CARRY U.P.	CARRY Total Price
											$139,012
	BASE BID				-			127,886	A		127,886
	ELECTRICAL BUILDING				-	Y		Incl.			-
	HARDWARE				-	Y		Incl.			-
	FRAME				-	Y		Incl.			-
	DOOR				-	Y		Incl.			-
	EXTERIOR WALLS FINISH				-	Y		Incl.			-
	INTERIOR WALLS FINISH				-	Y		Incl.			-
	CRANE				-	Y		Incl.			-
	Wage Type										
	Small/Minority Business Type										
	Addenda Through										
	SUBTOTAL					Y		127,886	Y		127,886
	Sales Tax	7.50%				Y		9,591	Y		9,591
	Sub/Vendor Bond	1.20%				Y		1,535	Y		1,535
	TOTAL				$ -			$ 139,012			$ 139,012
	Alternate "1"										
	Alternate "2"										
	Alternate "3"										
	Alternate "4"										

LEESBURG CONCRETE COMPANY, INC
ARCHITECTURAL PRECAST CONCRETE & METAL FABRICATION

1335 Thomas Ave
Leesburg, FL 34748
Cell: (352) 408-4637

Proposal #KT-2023-023

SALES CONTRACT

This Sales Contract is made on this 7th day of February 2023, by Leesburg Concrete Company Incorporated (hereinafter "Seller") and the Purchaser indicated herein. Both parties acknowledge and agree to the following terms and conditions of this Sales Contract as set forth below.

Project:

Lasalle Street Drainage Improvements
Electrical Building
Jacksonville, FL

I. Product & Price

Specifications:

Building – Model 1020 with exterior dimensions of 10'-8" x 24'-8" x 12'-0" interior ceiling height. The building consists of 4" thick non-insulated exterior wall panels, 6" thick floor panel and non-insulated roof panel. The building is constructed from individually poured concrete panels that are welded with stainless steel brackets on a base floor slab and shipped as a single (1) modular unit.

Detailed engineering and drawings will be provided for all items in this Sales Contract. The structural drawings will be stamped by a Professional Engineer registered in the State of the building placement. Seller will receive State approval as required. As such, Seller reserves the right to amend the Sales Contract to comply with any code or regulation required to obtain State Approval. Local/municipal inspections and approvals, including site inspections, building permits and zoning approvals are not included. Seller is not responsible for determining such local requirements.

Foundation to be level within 1/4" +/- in both directions and capable of supporting loads imposed by structure. Substrate must have a vertical soil capacity of 1500 psf. Place stone or sand to 1" above highest point of area where building will be placed.

Entry Systems Standard cores are provided, if specific cores are required, cores to be switched out after building is set at owner's expense and installed by others.

2 – Single 3070 insulated hollow core 18-gauge galvanized steel reverse doors hung on 16-gauge galvanized steel frames cast into wall panels. Doors and frames shall be bonderized and painted one coat of rust inhibitive primer and one finish coat of enamel paint, Purchaser to select standard available color.

Door Hardware:

Handle: Rockwood 107x70C Stainless Steel Pull/Push Plate

Hinges: McKinney NRP (non-removable pin) TA2314, 3 per door
Lock Set: Schlage B660 Heavy Duty Commercial Grade Single Cylinder Deadbolt
Threshold: Pemko 170A ADA
Door Holder: Rixson Firemark 9-326 Overhead
Drip Cap: National Guard 17A
Door Sweep: Pemko 315

Privacy locks, panic devices and weather stripping are considered optional equipment. Additional charges will be applied if these items are required.

Plumbing System – None provided

Electrical System – None provided

HVAC System – None provided

Exterior Finish – Exterior walls shall receive a simulated split face block finish achieved by utilizing a form liner. Exterior walls shall be coated with H & C Concrete Stain by Sherwin & Williams. Stain shall be applied per manufacturer's recommendation.

Interior Room Finish – Smooth steel trowel finish on all interior surfaces. The interior surfaces will be coated with Sherwin Williams Tred-Plex, applied per the manufacturer's instructions, to match the Purchaser's standard color selection.

Installation – Site preparation suitable to Leesburg Concrete Company Incorporated design requirements is responsibility of Purchaser. Delivery of precast components is included by Seller. Crane and operator for off-loading and setting precast components are included in this Sales Contract. Seller's labor site crew for off-loading building components from 65' tractor/trailer combination, rigging and setting is included in this Sales Contract. This proposal assumes delivery equipment can locate adjacent to final building destination under own power. Traffic control devices permits and/or flaggers are the responsibility of Purchaser.

Warranty – Seller guarantees that the complete building will have no defect in materials or workmanship for a period of one (1) year, except as limited or extended by the original equipment or component manufacturer.

Liquidated Damages/Retainage - Leesburg Concrete Company Incorporated is a manufacture of a product and will not be subject to liquidated damages or retainage as per any "Prime Contract" or "Subcontract" agreement.

NOTE: Any items not specifically called out above, shall be supplied and installed by Purchaser.

Price:

Sub-Total:	$ 127,886.00
Sales Tax:	*(not included)*
Total:	**$ 127,886.00**

Weight of Heaviest Component: 80,000 lbs.

Contract Excludes but is not limited to:

Permitting
Sales tax
Site preparation
Plumbing
Electrical
HVAC

Any additional insurances to be at owners' expense

OR ANY OTHER ITEM NOT LISTED IN ABOVE CONTRACT

This Sales Contract includes freight delivery and skilled nonunion installation labor by Leesburg Concrete Company Incorporated. Crane and operator for off-loading and setting precast components are included in the Sales Contract. Traffic control devices, permits and/or flaggers are the responsibility of Purchaser.

Delivery to occur on weekdays during normal daylight working hours. Proper site conditions, including clear access roads and a reasonably level surface, so that vehicles, trucks, and cranes can safely maneuver under their own power. All roads, crossings, and load bearing surfaces to be able to accommodate 55,000 pounds plus the tractor-trailer and 13'-6" height. No overhead power lines, obstructions or overhanging trees that could block the maneuverability of equipment.

The price assumes site accessibility for the crane and tractor-trailer with the ability for both to set next to the pad. Accessibility is defined as a level unobstructed area large enough for a crane and tractor-trailer to park adjacent to the pad. The crane must be able to place outriggers within 3'-0" of the edge of the pad and the truck and crane must be able to get side-by-side under their own power. If a larger crane for setting is needed, additional charges will be the responsibility of the owner. No overhead lines or other obstructions may be within a 75' radius of the center of the pad. A firm roadbed with turns that allows a 70'-0" low-bed tractor and trailer must be provided directly to the site. No building shall be placed closer than 2'-0" to an existing structure, without approval of Seller. Purchaser is responsible for obtaining all licenses, permits and payment of any fees or taxes relating to the site and installation.

Price is contingent on approval of products as submitted and manufactured by Leesburg Concrete Company Incorporated.

Taxes: Any applicable Federal, State or Local Taxes are NOT included.

Bonds: The quoted price DOES NOT include payment and performance bonds.

Payment Terms: 10% down payment required to commence engineering. Progress billing to be invoiced as produced. No retainage.

A tentative delivery date will be established after approval submittal has been returned. Production and placement of accessory orders will not begin until receipt of the signed approved submittal. At time of production completion, the delivery date will be scheduled as mutually agreed upon. Should building ordered remain in Seller's possession over 45 days after production, items will be billed and payment expected according to payment terms noted above. If building ordered remain in Seller's possession over 60 days after production, will be charged a $1,000.00 per month storage fee. The storage fee will be billed monthly and payment expected according to payment terms noted above.

If manufacturing cannot commence, due to elements outside of Leesburg Concrete Company Incorporated's control, a 2% inflation rate shall be applied monthly to the total contract amount after 270 calendar days.

ASSIGNMENT; ACQUISITION

Except for the acquisition exception provided for and contained herein, neither this Agreement nor the rights and obligations hereunder may be assigned or transferred by either Party without the prior written consent of the other Party. In such case consent shall not be unreasonably denied or withheld. However, if Leesburg Concrete Co., Inc. decides to sell its business or substantially all of its business assets, then it is not required to obtain written consent from the other party to assign any contract or agreement, or the rights and obligations under any contract or agreement. Further, Leesburg Concrete Co., Inc. is hereby expressly allowed under this Agreement the right to sell and assign any and all active contracts or agreements as well as any backlog/inventory contracts or contracts or agreements that have not been started in conjunction with the sale of its business and its business assets to any third party. Both parties consent and agree to this acquisition exception.

Leesburg Concrete Company Incorporated STANDARD TERMS AND CONDITIONS:

1. **Applicability.** These terms and conditions are incorporated into Seller's Quotation & Contract (collectively, the "***Contract***"). The Contract comprises the entire agreement between the parties, and supersedes all prior or contemporaneous communications, understandings, agreements,

negotiations, representations and warranties. The Contract prevails over any of Purchaser's general terms and conditions of purchase regardless whether or when Purchaser may have submitted a purchase order or contract.

2. **Payment**. Payment terms are net 30 days from date of Seller's invoice or sooner as may be required by applicable law. Late payments shall accrue a finance charge of one and one-half percent (1½%) per month or the highest rate allowable by law, whichever is less. Seller shall be entitled to recover all costs and expenses, including reasonable attorneys' fees, arising out of Purchaser's failure to make all payments due under this Contract in a timely manner.

3. **Taxes**. Purchaser is responsible for payment of all taxes and duties not specifically assumed in writing by Seller in the Contract. Purchaser agrees to defend, indemnify and hold Seller harmless from any damages and expenses related to any levy or attempted levy of any other taxes on Seller.

4. **Suspension; Termination.** In addition to any other remedies available to Seller, Seller may suspend or terminate this Contract with immediate effect upon written notice to Purchaser, if Purchaser: (i) fails to pay any amount when due under this Contract (or any other agreement Purchaser has with Seller); (ii) has not otherwise performed or complied with any of these terms (or complied with the terms of any other agreement Purchaser has with Seller); (iii) becomes insolvent, files a petition for bankruptcy or commences or has commenced against it proceedings relating to bankruptcy, receivership, reorganization or assignment for the benefit of creditors; or (iv) exhibits other adverse credit conditions that are unsatisfactory to Seller, as determined by Seller in its sole discretion.

5. **Shipment; Delivery Conditions**. Unless otherwise agreed in writing, all materials purchased by Purchaser shall be FOB Seller's plant sourcing the Contract. If FOB Destination, the Purchaser agrees to provide suitable roadways or approaches to points of delivery. Seller reserves the right to cease deliveries if Seller concludes, in its sole opinion, that the roadways or approaches are unsatisfactory. In the event Purchaser Contracts delivery beyond curb line, Purchaser assumes liability for damages to sidewalks, driveways or other property, loss and expense incurred as a result of such deliveries to the maximum extent allowed by law. Prices quoted herein are based on prompt unloading of trucks, and in case repeated delays in unloading, deliveries may be discontinued until conditions are corrected. Delays of more than 1 (one) hour are subject to an additional charge. Purchaser also agrees to provide a safe, suitable work area for Seller and its employees.

6. **Title and Risk of Loss**. Title and risk of loss passes to Purchaser at the time any materials are loaded into Purchaser's, or Purchaser's agents', vehicles, barges or other modes of transport, in the case of FOB Plant sales, or in the case of Seller's delivery, upon delivery of the Materials.

7. **Warranty**. Seller warrants that the goods and services herein will conform to the specifications provided to Seller prior to manufacture of the goods and/or Seller's performance of the services. Seller's obligation to meet the applicable specifications supersedes any and all other warranties. SELLER DISCLAIMS ALL OTHER WARRANTIES, EXPRESS OR IMPLIED, INCLUDING THOSE OF MERCHANTABILITY AND FITNESS FOR PARTICULAR PURPOSES. Purchaser shall verify that Seller's materials comply with the plans and specifications prior to installation. Changes to the plans and specifications shall be made by written change order and Seller shall be entitled to an equitable price adjustment for such changes. The express limited warranty set forth herein shall be void if Purchaser fails to pay Seller in full for the materials provided by Seller pursuant to this Contract.

8. **Time**. Seller shall make reasonable efforts to provide the equipment, labor, materials and/or services by the specified delivery date and provide notice to Purchaser of any expected delays. Seller is not responsible for any delays due to labor disputes, repairs to machinery, fire, flood, adverse weather conditions, inability to obtain transportation, fuel, electric power, or operating materials or machinery at reasonable cost; or by reason of any other cause beyond its control, including the inability to produce materials meeting any applicable specification or requirement. In the event any such contingency should occur, Seller reserves the right to determine the order of priority of delivering to its purchasers.

9. **Modification**. No amendment or modification of this Contract shall be valid or enforceable unless in writing and signed by the party sought to be charged, and no prior or current course of dealing between the parties, or any usage of trade or custom of the industry shall modify or supplement the terms and conditions of this Contract.

10. **No Waiver**. The failure of Seller to exercise any right granted hereunder shall not impair or waive Seller's privilege of exercising such right to any subsequent time or times.

11. **Damages**. Seller's liability for any damages related to this Contract shall be limited to, at Seller's option, (a) replacement of defective materials and work or, at Seller's option, (b) a refund of any payments made by Purchaser. **IN NO EVENT SHALL SELLER BE LIABLE FOR ANY CONSEQUENTIAL, INDIRECT, INCIDENTAL, SPECIAL, EXEMPLARY, OR PUNITIVE DAMAGES WITH REGARD TO ANY CLAIM ARISING OUT OF OR RELATING TO THIS CONTRACT.** It is further understood that Seller shall not be responsible for any damage to or deterioration of any of its work, whether completed or in process, resulting from any cause or causes beyond its reasonable control, including but not limited to design, failure of subgrade or other subsurface conditions, or failure or inadequacy of any labor or materials not furnished and installed by Seller, whether or not such failure or inadequacy was or could have been known at the time its work was undertaken, or for any work performed under adverse weather conditions.

12. **Indemnity**. To the maximum extent permitted by applicable law, Purchaser shall defend, indemnify and hold Seller, its officers, employees, agents, insurers, sureties, and affiliates, harmless from any and all losses, damages, expenses (including attorneys' fees), claims, suits, liabilities, fines and remedial or clean-up costs arising out of or in any way related to: (i) Purchaser's breach of this Agreement; or (ii) any act or omission by or on behalf of Purchaser, its employees, contractors and/or agents.

13. **Applicable Law**. This Contract, and the rights, duties, obligations and remedies of the parties shall be governed by or construed in accordance with the laws of the state where the Project is located.

14. **Work Conditions**. If Seller's work is dependent upon or must be undertaken in conjunction with the work of others, such work shall be so performed and completed as to permit Seller to perform its work in a normal uninterrupted single shift operation. Unless a time for the performance of Seller's work is specified, Seller shall undertake the work in the course of its normal operating schedule. Seller shall not be liable for any failure to undertake or complete the work for causes beyond its control, and Seller may suspend the work for causes beyond its control, including but not limited to fire, flood or other casualty; the presence on or beneath the work site of utilities, facilities, substances, or objects, including but not limited to any substance that in Seller's opinion is hazardous or toxic or the reporting, remediation, or clean-up of which is required by any law or regulation; labor disputes or other disagreements; and accidents or other mishaps, whether affecting this work or other operations in which Seller is involved, directly or indirectly. If for causes beyond Seller's control, Seller's work is not completed within twelve (12) months after the date of Purchaser's acceptance of the Contract, Seller may cancel this Contract. In such event: (i) Seller shall be relieved of any further obligation with respect to the balance of the work; and (ii) Seller shall be entitled to receive final and complete payment for all work performed by us to the date of cancellation within fifteen (15) days thereafter.

15. **Miscellaneous**. Unless otherwise specified in writing, Purchaser shall be responsible for testing the materials and confirming that the materials comply with Purchaser's specifications at Seller's facility prior to directing shipment. All funds paid to Purchaser from a third party for Seller's labor, services, materials, and equipment shall be deemed in trust for the payment of Seller. Safety Data Sheets and product label information are available at Seller's office or Seller's website. Purchaser agrees to draw to the attention of any persons handling or using the

materials or having access to the materials while in Purchaser's possession or to whom Purchaser sells the materials or any part thereof any warning, information of suggestions which are contained or referred to in the Safety Data Sheets or label information, or any other literature or packaging relating to the materials.

16. **MANDATORY BINDING ARBITRATION: ALL CLAIMS OR CONTROVERSIES ARISING OUT OF OR RELATED TO THIS CONTRACT, SHALL BE SUBMITTED TO AND RESOLVED BY BINDING ARBITRATION BY A SINGLE ARBITRATOR IN THE LAKE COUNTY, FL. THE AMERICAN ARBITRATION ASSOCIATION ("AAA") SHALL CONDUCT THE ARBITRATION AND THE COSTS OF THE ARBITRATION SHALL BE BORNE EQUALLY BY THE PARTIES. NOTWITHSTANDING ANY LANGUAGE TO THE CONTRARY IN THIS CONTRACT, THE PARTIES AGREE: THAT THE UNDERLYING AWARD MAY BE APPEALED PURSUANT TO THE AAA'S OPTIONAL APPELLATE ARBITRATION RULES ("APPELLATE RULES"); THAT THE UNDERLYING AWARD RENDERED BY THE ARBITRATOR SHALL, AT A MINIMUM, BE A REASONED AWARD; AND THAT THE UNDERLYING AWARD SHALL NOT BE CONSIDERED FINAL UNTIL AFTER THE TIME FOR FILING THE NOTICE OF APPEAL PURSUANT TO THE APPELLATE RULES HAS EXPIRED.**

The person signing below represents that he/she is authorized to enter into this Agreement on behalf of the Purchaser and has received the Seller's Standard Terms & Conditions, which are incorporated by reference herein. This Sales Contract and the Standard Terms & Conditions are accepted by the following:

FOR SELLER:

_____

Thomas Ely
Sales - Buildings Division
Leesburg Concrete Company Incorporated

(This Sales Contract expires sixty (60) days after issuance)

FOR PURCHASER:

_____

Company Name

_____

Signature

_____

Print Name

_____

Date:

Scope:	11 PROCESS MECHANICAL	Company:	Haskell
Job No:	6704142	Contact:	
Project:	COJ LaSalle St Pump Station	Phone:	
Estimator:	Initials Here	Email:	
		Lead Times:	
		Quote Good for #days?:	
Bid Date:	2/8/23 12:00 AM	Notes:	
Scope Notes:		Bid Total :	$1,559,125

HASKELL

Spec	Description	Haskell Quantity	UM	Haskell Estimate U.P.	Haskell Estimate Total Price	A	A U.P.	A Total Price	CARRY	CARRY U.P.	CARRY Total Price
	BASE BID				-			1,559,125			-
					-			-			-
					-			-			-
					-			-			-
	PROCESS MECHANICAL LABOR				-	Y		Incl.			-
	PIPE VALVES FITTING SUPPLY				-	Y		Incl.			-
					-			-			-
					-			-			-
					-			-			-
					-			-			-
					-			-			-
					-			-			-
					-			-			-
					-			-			-
	Wage Type										
	Small/Minority Business Type										
	Addenda Through										
	SUBTOTAL					Y		1,559,125			Select Y or N
	Sales Tax	7.50%						'Y' to add tax			'Y' to add tax
	Sub/Vendor Bond	1.20%				N		Not Included			'Y' to add Subguard
	TOTAL				$ -			$ 1,559,125			
	Alternate "1"										
	Alternate "2"										
	Alternate "3"										
	Alternate "4"										

EXHIBIT 11b STOP LOGS

Scope:	11b STOP LOGS				Company:	Whipps, Inc. / CS3 Waterworks			Hydrogate					
Job No:	6704142				Contact:	Dean Brewick			Karen Wolfe					
Project:	COJ LaSalle St Pump Station				Phone:	978-249-7924			863-314-0616					
Estimator:	Initials Here				Email:	deanb@whipps.com			karen@envirosalesofflorida.com					
					Lead Times:	4-6wks DWGs plus 18-20 wks fab			4-6 wks DWGs plus 14-16 wks fab					
Bid Date:	2/8/23 12:00 AM				Quote Good for #days?:									
					Notes:	FREIGHT PP & ADD								
Scope Notes:														
					Bid Total :	$218,710			$252,550					
					$5,000							$218,710		
Spec	Description	Haskell Quantity	UM	Haskell Estimate		A			B			CARRY		
				U.P.	Total Price		U.P.	Total Price		U.P.	Total Price		U.P.	Total Price
	BASE BID				-			198,451			234,930	A		198,451
					-			-			-			-
					-			-			-			-
	Stop Log Size 4'-9" x 12'-9"	2	EA		-	Y		Incl.	Y		Incl.			-
	Large Lifter	1	EA		-	Y		Incl.	Y		Incl.			-
	Storage Racks	2	EA		-	Y		Incl.	N		Not Incl.			-
					-			-			-			-
	Stop Log Size 5' x 12'-9"	2	EA		-	Y		Incl.	Y		Incl.			-
	Large Lifter	1	EA		-	Y		Incl.	Y		Incl.			-
	Storage Racks	2	EA		-	Y		Incl.	N		Not Incl.			-
					-			-			-			-
	FREIGHT	1	LS	5,000.00	5,000	HSK		5,000	Y		Incl.	HSK		5,000
					-			-			-			-
					-			-			-			-
					-			-			-			-
					-			-			-			-
					-			-			-			-
					-			-			-			-
	Wage Type													
	Small/Minority Business Type													
	Addenda Through													
	SUBTOTAL				5,000	Y		203,451	Y		234,930	Y		203,451
	Sales Tax	7.50%				Y		15,259	Y		17,620	Y		15,259
	Sub/Vendor Bond	1.20%				N		Not Included	N		Not Included	N		Not Included
	TOTAL				$ 5,000			$ 218,710			$ 252,550			$ 218,710
	Alternate "1"													
	Alternate "2"													
	Alternate "3"													
	Alternate "4"													

EXHIBIT C

CS3 WATERWORKS
The Solution that Works™

PROPOSAL

Date	Estimate #
2/10/2023	037634

Customer
The Haskell Company Attn: Matthew Varnado matthew.varnado@haskell.com 678-773-5453

Estimated Ship Date	Rep	Project	Customer Contact
2/7/2023	TSP	LaSalle SWTU	S Barnes

Item	Description	Qty	Rate	Total
CS3-Misc	*** LaSalle Drainage Improvements *** Item No. 1 Model : Model 529 Stop Log Assembly (SS316L) Location - Drawing Number : SWTU East & West Inlets - 2009 Invert To Floor : 13 ft Max Design Head : 7.57 ft seating - 7.57 ft unseating Description : The Series 529 stop log assembly consists of the following items : Eight (8) 57"W x 24"H single seal (SS316L) stop logs with tag. Two (2) guides 57"W x 156"H (wall mounted / wall mounted) (SS316L). One (1) large lifter 57"W (SS304L). Two (2) moveable storage racks (SS304L). Mounting Style : Wall mounted with non-shrink grout and SS anchor studs. Lifting Mechanism : Series 529 stop log large lifter. Anchor Bolts : 1/2" anchor studs and nuts included. Item No 2 Model : Model 529 Stop Log Assembly (SS316L) Location - Drawing Number : SWTU East & West Outlets - 2010 Invert To Floor : 13 ft Max Design Head : 7.57 ft seating - 7.57 ft unseating Description : The Series 529 stop log assembly consists of the following items :	1	198,451.00	198,451.00

Subtotal	
Sales Tax (0.0%)	
Total	

CS3 WATERWORKS PO Box 390 Orange Springs, Florida 32182

FL: 352.546.2115 FX: 844.272.7329

www.CS3WATERWORKS.com

EXHIBIT C

CS3 WATERWORKS
The Solution that Works™

PROPOSAL

Date	Estimate #
2/10/2023	037634

Customer
The Haskell Company Attn: Matthew Varnado matthew.varnado@haskell.com 678-773-5453

Estimated Ship Date	Rep	Project	Customer Contact
2/7/2023	TSP	LaSalle SWTU	S Barnes

Item	Description	Qty	Rate	Total
	Eight (8) 60"W x 24"H single seal (SS316L) stop logs with tag. Two (2) guides 60"W x 156"H (wall mounted / wall mounted) (SS316L). One (1) large lifter 60"W (SS304L). Two (2) moveable storage racks (SS304L). Mounting Style : Wall mounted with non-shrink grout and SS anchor studs. Lifting Mechanism : Series 529 stop log large lifter. Anchor Bolts : 1/2" anchor studs and nuts included. INCLUDED: Submittal drawings and O&M manuals. EXCLUDED: Installation, concrete, grout, deck sleeves, blind flanges, mastic, lubricant, control panels, instrumentation, wiring and epoxy capsules for anchor bolts. Field measurements are also not included as part of this quotation. DELIVERIES: The standard delivery of submittal drawings is 4-6 weeks after receipt of written purchase order. The equipment will ship 18-20 weeks after receipt of approved submittal drawings. We will make every effort to coordinate our engineering and manufacturing schedule with your construction schedule.			

CS3 WATERWORKS PO Box 390 Orange Springs, Florida 32182

FL: 352.546.2115 FX: 844.272.7329

www.CS3WATERWORKS.com

Subtotal	
Sales Tax (0.0%)	
Total	

EXHIBIT C

CS3 WATERWORKS
The Solution that Works™

PROPOSAL

Date	Estimate #
2/10/2023	037634

Customer
The Haskell Company Attn: Matthew Varnado matthew.varnado@haskell.com 678-773-5453

Estimated Ship Date	Rep	Project	Customer Contact
2/7/2023	TSP	LaSalle SWTU	S Barnes

Item	Description	Qty	Rate	Total
	1. Freight is PP & Add from Ocala FL unless otherwise agreed 2. Payment terms are net 30 days 3. All items are non-returnable unless otherwise agreed 4. Fabricated items are non-cancelable/non-returnable 5. Due to material shortages and supply chain issues beyond our control, CS3 reserves the right to review all pricing at time of order			

Subtotal	$198,451.00
Sales Tax (0.0%)	$0.00
Total	$198,451.00

CS3 WATERWORKS PO Box 390 Orange Springs, Florida 32182

FL: 352.546.2115 FX: 844.272.7329

www.CS3WATERWORKS.com

EXHIBIT C

Scope	ELECTRICAL					Company	Lightthorne Electrical Contractors, Inc.						
Job No	6704142					Contact	Richard Grimes						
Project	CDA Lander St Pump Station					Phone	504-504-0180						
Estimator	[illegible]					Email	[illegible]						
						Lead Times							
						Quote Good for Hours?							
Bid Date	7/8/22 2:00 PM					Notes							
Scope Notes													
						Bid Total :	$1,298,690						
				$1,334,601									
				Haskell Estimate			A						
Spec	Description	Haskell Quantity	UM	U.P.	Total Price		U.P.	Total Price			CARRY		
	BASE BID				-						U.P.	Total Price	
					-							1,195,000	
	LV DISTRIB FEEDERS/TERMINATIONS (ABOV & LOWER) (SITEWORK)	1	LS	20,347.05	20,347	T		incl		A		1,195,000	
	GROUNDING SYSTEM & APPLICABLE CONNECTIONS (SITEWORK)	1	LS	25,019.54	25,020	T		incl				-	
	LUMINAIRES COST & INSTALLATION (SITEWORK)	1	LS	29,168.77	29,169	T		incl				-	
	INTERIOR LIGHTING BRANCH CIRCUITS & DEVICES (SITEWORK)	1	LS	1,363.19	1,363	T		incl				-	
	TEMPORARY POWER (SITEWORK)	1	LS	110,128.92	110,129	T		incl				-	
	MATRIX POWER BRANCH CIRCUITS & DEVICES (PUMP STATION)	1	LS	197,776.18	197,776	T		incl				-	
	PROCESS CONTROL SYSTEMS (LOW VOLTAGE) NACI WAT CONDUCTORS & TERMINATIONS (P	1	LS	39,961.64	39,962	T		incl				-	
	LV DISTRIB FEEDERS/TERMINATIONS (ABOV & LOWER) (ELECT BLDG.)	1	LS	52,416.18	52,416	T		incl				-	
	LV DISTRIB EQUIP (ABOV & LOWER) SINGLE PANELBOARDS, SHARES (ELECT BLDG.)	1	LS	29,760.77	29,761	T		incl				-	
	LUMINAIRES COST & INSTALLATION (ELECT BLDG.)	1	LS	767.42	768	T		incl				-	
	INTERIOR POWER BRANCH CIRCUITS & DEVICES (ELECT BLDG.)	1	LS	6,196.18	6,196	T		incl				-	
	GENERATORS/AUTOMATIC TRANSFER SWITCHES - Pricing (GENERATOR AREA/STAIRS AND PLATFORM INCLUDED	1	LS	679,690.17	679,690	T						-	
	MATRIX POWER BRANCH CIRCUITS & DEVICES (GENERATOR AREA)	1	LS	5,453.28	5,453	T		incl				-	
					-							-	
					-							-	
					-							-	
					-							-	
	MCC w/ Motor Starters	1	LS	148,221.00	148,221	HSE		HSE		HSE		148,221	
					-							-	
					-							-	
					-							-	
					-							-	
					-							-	
					-							-	
	Wage Type				-							-	
	Small/Minority Business Type				-							-	
	Subcontractor Payment				-							-	
	SubTOTAL				1,116,161	T		1,203,293		T		1,203,293	
	Sales Tax	7.50%			-	N		Included Above		N		Included Above	
	Sub/Vendor Bond	1.20%			-	T		15,396		T		15,396	
	TOTAL				$ 1,334,601			$ 1,298,690				$1,298,690	
	Alternative Generator Manufacturer												
	Alternate "2"												
	Alternate "3"												
	Alternate "4"												
	EXTRA												
	EXTRA												
	% Delta from low bidder												
	$ Delta from low bidder												

EXHIBIT C

RESIDENTIAL • COMMERCIAL • INDUSTRIAL

LIGHTHOUSE ELECTRICAL CONTRACTORS, INC.

2345 URBAN ROAD · JACKSONVILLE, FLORIDA 32210
904.384.0180 · 904.384.0007 (FAX)
WWW.LECJAX.COM

February 14, 2023

The Haskell Company
111 Riverside Ave
Jacksonville, FL 32202

ATTN: Mr. Joe Kantor

RE: LaSalle St. Dewatering

Dear Mr. Kantor,

We are pleased to offer our proposal for electrical work for the above referenced project for the sum of $1,135,070.00

We have included the following:

1. All labor and material for a complete electrical installation as per plans dated 7/6/23 and addendums 1-3
2. Lighting:
   a. All lighting as shown with (3) concrete poles
3. Power:
   a. Main circuit breaker
   b. Transformer
   c. Sub panel
   d. Circuits to pumps, AC units and receptacles
   e. Set in place and connect the motor control center and pump control panel. Wiring is included
4. Generator: (see attached)
   a. Option (1) is included
   b. Option (2) Add $18,927.00
   c. Installation is included
5. Lighting Protection (see attached)
6. Temporary
   a. Power pole set at property line. No deposits or cut in fees
7. Permit

We have NOT included:

1. Fiber optic wiring
2. Lighting for construction
3. Concrete housekeeping pads and JEA bollards
4. Painting
5. Dewatering

If you have any questions or I can be of any further assistance to you, please do not hesitate to contact me at 904.384.0180.

Sincerely,

Richard L. Graves

Richard L. Graves
President

Scope:	13 INSTRUMENTS AND CONTROLS
Job No:	6704142
Project:	COJ LaSalle St Pump Station
Estimator:	Initials Here
Bid Date:	2/8/23 12:00 AM
Scope Notes:	

		Revere Controls	Siemens	Custom Pump
Company:		Revere Controls	Siemens	Custom Pump
Contact:		Ben Matthews	Alexander Stringer	Scott Strong
Phone:		863-860-0574	904-612-2686	904-237-3206
Email:		Bmatthews@reverecontrol.com	Alexander.stringer@siemens.com	s.strong@custompump.com
Lead Times:				40 weeks
Quote Good for #days?:				60 days
Notes:				
Bid Total :		$159,559	$370,854	$765,400
	$4,000			
		A	B	C

Spec	Description	Haskell Quantity	UM	Haskell Estimate U.P.	Haskell Estimate Total Price	A	A U.P.	A Total Price	B	B U.P.	B Total Price	C	C U.P.	C Total Price	CARRY	CARRY U.P.	CARRY Total Price
	BASE BID				-			155,167			366,457			708,000	C		708,000
					-			-			-			-			-
	Instrumentation Devices (Flood)	1	EA	1,500.00	1,500	Y		Incl.	Y		Incl.	HSK		1,500	HSK		1,500
	Control Panels				-	Y		Incl.	Y		Incl.	Y		Incl.			-
	MCC w/ Motor Starters				-	N		Not Incl.	N		Not Incl.	Y		Incl.			-
	Pump Instruments				-	Y		Incl.	Y		Incl.	Y		Incl.			-
	Programming and System Integration				-	Y		Incl.	Y		Incl.	N		Not Incl.			-
	Startup				-	Y		Incl.	Y		Incl.	Y		Incl.			-
	Training				-	Y		Incl.	Y		Incl.	Y		Incl.			-
	Pressure Gauges	5	EA	500.00	2,500	HSK		2,500	N		Not Incl.	HSK	2,500.00	2,500	HSK		2,500
	HVAC				-	N		Not Incl.	Y		Incl.	N		Not Incl.			-
					-			-			-			-			-
					-			-			-			-			-
					-			-			-			-			-
					-			-			-			-			-
					-			-			-			-			-
					-			-			-			-			-
	Wage Type																
	Small/Minority Business Type																
	Addenda Through																
	SUBTOTAL				4,000	Y		157,667	Y		366,457	Y		712,000	Y		712,000
	Sales Tax	7.50%				N		Included Above	N		Included Above	Y		53,400	Y		53,400
	Sub/Vendor Bond	1.20%				Y		1,892	Y		4,397	N		Not Included	N		Not Included
	TOTAL				$ 4,000			$ 159,559			$ 370,854			$ 765,400			$ 765,400
	Alternate "1"																
	Alternate "2"																
	Alternate "3"																
	Alternate "4"																

REVERE

February 8, 2023

TO: Dhulfiqar Kareem
The Haskell Company

RE: LaSalle Street Drainage Improvements - Jacksonville
Revere Control Systems Quote **Z-49208**

Mr. Kareem:

Revere Control Systems is pleased to offer this proposal for the instrumentation and controls for the above referenced project. Our scope includes applicable portions of the following, as listed in the specifications:

- **Section 13 32 10** - Level Sensors
- **Section 13 32 11** - Level Switches
- **Section 13 34 00** - Instrumentation and Controls for Process Systems
- **Section 13 34 11** - Control Narratives
- **Section 13 51 30** - PLC Enclosures

Scope of Work

Item 1 Control Panels *(Provided for installation by others)*

- One (1) each Pump Station Control Panel **PCP**
  - Allen-Bradley ControlLogix PLC
  - Allen-Bradley PanelView Plus 7 OIT
  - Allied Telesis Media Converter
  - Corning Fiber Patch Panels

Control Panels will be pre-wired, fully assembled with PLC Hardware and required components ready for installation by others.

Item 2 Instrumentation and Equipment *(Provided for installation by others)*

- Five (5) each Level Switches (Floats) **LSH 100, LSL/LSH 101**, 2 Backup Floats
- Five (5) each Pressure Gauges **PI 101-105**
- One (1) each Level Sensing Transducer **LE 101**
- One (1) each Wet-Well Junction Box **JB-1**

Item 3 Software

- One (1) each Allen-Bradley Studio 5000 Professional Edition Subscription

Item 4 Programming

- Provide PLC Programming
- Provide OIT Programming
- Provide SCADA Programming

Item 5 Support

- Submittals / O&M Manuals
- Engineering
- CAD Drawings and As-Builts
- ISA Data Sheets and Loop Drawings
- Calibration
- Start-Up
- Factory Testing
- 1 year Warranty
- On-Site Training

Lump Sum Total $155,167.00

We acknowledge addendum #1, #2, & #3

We specifically, not by way of limitation, exclude the following:

1. Any SCADA Software
2. Stilling Well Pipe
3. Float Mounting Pipe

Clarifications:

1. Specifications listed both ControlLogix and CompactLogix PLC hardware. For the purpose of this proposal ControlLogix was included.
2. The specification did not identify the existing SCADA software. For the purpose of this proposal, it was assumed the existing software is a standard product, non-proprietary, and typically utilized in the water /wastewater industry. It is also assumed; the Owner has a development license to allow modifications to the existing application.

Notes:

1. *Sales Tax included.*
2. *Submittals 8 to 12 weeks ARO*
3. *Payment Terms Net 30*
4. *Quote valid for 60 days.*

Please feel free to contact me with any questions.

Sincerely,

Ben Matthews
Program Manager
Revere Control Systems
O: (863).646.5781

EXHIBIT C 14 PAINTING

Scope:	14 PAINTING	Company:	S.DAVID PAINTING
Job No:	6704142	Contact:	Roger A Zerne
Project:	COJ LaSalle St Pump Station	Phone:	240.285.1210
Estimator:	Initials Here	Email:	roger@sdavid.com
		Lead Times:	
		Quote Good for #days?:	
Bid Date:	2/8/23 12:00 AM		
		Notes:	
Scope Notes:			
		Bid Total :	**$71,326**

HASKELL

Spec	Description	Haskell Quantity	UM	Haskell Estimate U.P.	Haskell Estimate Total Price	A	A U.P.	A Total Price	CARRY	CARRY U.P.	CARRY Total Price
				$2,500			$71,326			$71,326	
	BASE BID				-			67,980	A		67,980
	ELECTRICAL BUILDING				-	Y		Incl.			-
	FRAME				-	Y		Incl.			-
	DOOR				-	Y		Incl.			-
	BOLLARDS				-	Y		Incl.			-
	EXPOSED PIPING ABOVE GRADE				-	Y		Incl.			-
	EXPOSED PIPING WITHIN WETWELL				-	Y		Incl.			-
	CALKING & JOINT SEALENTS	1	LS	2,500.00	2,500	HSK		2,500	HSK		2,500
	CONCRETE FLOOR				-	Y		Incl.			-
	MISC METAL				-			-			-
					-			-			-
					-			-			-
					-			-			-
					-			-			-
					-			-			-
					-			-			-
					-			-			-
					-			-			-
					-			-			-
					-			-			-
	Wage Type										
	Small/Minority Business Type										
	Addenda Through										
	SUBTOTAL				2,500	Y		70,480	Y		70,480
	Sales Tax	7.50%				N		Included Above	N		Included Above
	Sub/Vendor Bond	1.20%				Y		846	Y		846
	TOTAL				$ 2,500			$ 71,326			$ 71,326
	Alternate "1"										
	Alternate "2"										
	Alternate "3"										
	Alternate "4"										

EXHIBIT C

S. David & CO. LLC.

Painting Contractors
4856 Victor Street
Jacksonville, FL 32207
(904) 636-7788

Certified CVOSB (Certified Veteran Owned Small Business) SSPC QP1, QS1

Date: February 8, 2023

Proposal to: Haskell

Project: LaSalle Steet Drainage

Phone: 904-288-1578

Attention: Dhulfiqar kareem

We will provide all labor, material, and insurance to complete the referenced project.

SCOPE OF WORK: Electrical building & Exposed above grade Piping

Excludes:

- Blasting of metals
- Below Grade painting
- Painting the interior side of Tanks or water retaining concrete structures UNO
- All Exterior Metals, Metal Stair Pans & Railing UNO
- All Caulking of Control Joints, Expansion Joints or application of any sealants not specifically listed below, Except paint related Caulking.

-Assumes all Pipes, Pumps, Structural steel & other misc. Steel Items compatible and ready to receive specified coating systems.

Apply Paints, & Coatings on designated Substrates, with appropriate preparation, colors, sheens & textures.

Paint:

- Floors: Concrete Sealer
- Walls, Soffits & Ceilings: Latex Zero VOC
- Exterior Walls: Acrylic Latex
- HM Door & Frames: Acrylic Latex Enamel
- Bollards
- Exposed piping

Total: $67,980.00

All material is guaranteed to be as specified. All work to be completed in a workmanlike manner according to standard practices. Any alteration or deviation from above specifications involving extra cost will be executed only upon written orders, and will become an extra charge over and above the estimate. **This proposal may be withdrawn if not executed within 90 days.**

Estimator: ROGER A ZERNE

Authorized Signature: _____

Email: roger@sdavid.com *Office: 904.446.9511* *Cell: 240.285.1210*

The above prices, specifications and conditions are satisfactory and are hereby accepted. S. David & Co. LLC is authorized to do the work as specified.

Proposal Acceptance: _____

Acceptance Date: _____

EXHIBIT C15 MASONRY

Scope:	15 MASONRY	Company:	EKB MASONRY
Job No:	6704142	Contact:	Eric Kelly
Project:	COJ LaSalle St Pump Station	Phone:	904-805-3770
Estimator:	Initials Here	Email:	eric@ekbmasonry.com
		Lead Times:	
		Quote Good for #days?:	
Bid Date:	2/8/23 12:00 AM	Notes:	
Scope Notes:			
		Bid Total :	$61,732

HASKELL

Spec	Description	Haskell Quantity	UM	Haskell Estimate U.P.	Haskell Estimate Total Price		A U.P.	A Total Price		CARRY U.P.	CARRY Total Price
					$1,500			$61,732			$61,732
	BASE BID				-			59,500	A		59,500
	CMUs FOR STEM WALL				-	Y		Incl.			-
	GROUT				-	Y		Incl.			-
	PUMP				-	Y		Incl.			-
	REBAR				-	Y		Incl.			-
	LADDER MISH REINFORCMENT				-	Y		Incl.			-
	CONTROL JOINT	1	LS	1,500.00	1,500	HSK		1,500	HSK		1,500
	Wage Type										
	Small/Minority Business Type										
	Addenda Through										
	SUBTOTAL				1,500	Y		61,000	Y		61,000
	Sales Tax	7.50%						'Y' to add tax	N		Included Above
	Sub/Vendor Bond	1.20%				Y		732	Y		732
	TOTAL				$ 1,500			$ 61,732			$ 61,732
	Alternative Building as Masonry							$33,565.00			
	Alternate "2"										
	Alternate "3"										
	Alternate "4"										

EXHIBIT C

EKB MASONRY
BRICK · BLOCK · STONE

February 8, 2023

TO: Haskell

RE: Lasalle Street Drainage Improvements

Proposal

We propose to furnish all labor, material, equipment, and services to install the masonry work for the referenced project for the lump sum of **$59,500.00**.

Our proposal includes the following items: 8" CMU Stem Walls for the Electrical Building and Transformer Pad per 60% Drawings. Addenda #1 and #2 Included. Alternate for CMU above 70'8" x 12' high - $33,565.00.

Masonry Inclusions:

- 2000psi CMUs in Type S Mortar
- 4000psi Grout and Pump
- Rebar in CMU Walls
- 8" HDG 9ga Ladder Wall Reinforcement
- Debris to Dumpster furnished by Others.
- Scaffolding and Hoisting for Masonry Work only

Masonry Exclusions:

- Temporary Wall Bracing
- Control Joints
- Portland/Lime Mortar
- Badging and Training Expenses
- Demolition and Patching to Existing Structures
- Scaffolding and Hoisting for other Trades
- Any items other Than Mentioned in Inclusions

Qualifications & Notes:

- We reserve the right to work toward a mutually agreed upon schedule and to negotiate the terms and conditions of our contract.
- Clear access to work area for scaffolding and forklift to be provided by others.
- Water and electricity required within 200ft of masonry mixing station and work areas provided by others.
- All work to be completed during normal business hours, Monday thru Friday.
- Work to be completed within one (1) mobilization. Disruption of work greater than 5 days will constitute multiple mobilizations.
- Material quotes are good for 60 days from contract date. EKB reserves the right to adjust price for any items not yet delivered. Pricing for ordered products are also

subject to change at any time to account for cost increases and volatility in respect of materials and transportation.

- Contract must include "As per inclusions and exclusions per EKB's proposal (dated)".
- Testing of materials by others.

Price good for 30 days, escalations may apply afterwards.

Thank you for the opportunity to bid for the referenced work. Should you have any questions or concerns, feel free to contact me any time.

Eric Kelly

Eric Kelly
Vice President

EK Birken Masonry Inc
11747 Philips Hwy, Suite 301 • Jacksonville, FL 32256 • (904) 805-3770
www.ekbmasonry.com

EXHIBIT C

EKB MASONRY

BRICK · BLOCK · STONE

Rate Sheet

LABOR AMOUNT

REGULAR TIME

M-F 40HRS

Owner/PM	per hour	$95.00	(including drive time)
Superintendent	per hour	$85.00	
Foreman	per hour	$75.00	
Mason	per hour	$65.00	
Operator/Runner	per hour	$55.00	
Skilled Laborer	per hour	$48.00	

TIME & A HALF

HRS OVER 40

Owner	per hour	$142.50
Superintendent	per hour	$127.50
Foreman	per hour	$112.50
Mason	per hour	$97.50
Operator	per hour	$82.50
Skilled Laborer	per hour	$72.00

OTHER FEES/CHARGES

7% Materials Handling Fee

10% Overhead Fee

10% Profit Fee

EQUIPMENT AMOUNT

Scaffolding per Frame	per day	$20.00
Gas Saw	per day	$40.00
Electric Saw	per day	$40.00
Mixer	per day	$40.00
Company Vehicle	per day	$160.00
Hammer Drill	per day	$35.00
Small Tools	per day	$65.00
Concrete Pump	per day	$450.00
Generator	per day	$45.00

***Heavy equipment needed will be charged at a monthly rate**

MATERIAL AMOUNT

Mortar Bags	per bag	$15.00
Block	per block	$3.50
Rebar	per Ln ft	$4.00
Concrete/Grout	per bag	$15.00
Ladder Wire	per bndle	$300.00
Thin Set Mortar	per bag	$28.00

***Materials not listed will be price as cost plus**

EXHIBIT 6 LANDSCAPING

Scope:	LANSCAPING				Company:						CSS Landscaping						
Job No:	6704142				Contact:						Keri Welton						
Project:	COJ LaSalle St Pump Station				Phone:						904-262-5389						
Estimator:	Initials Here				Email:						keri.welton@csslandscaping.com						
					Lead Times:												
Bid Date:	2/8/23 2:00 PM				Quote Good for #days?:												
					Notes:												
Scope Notes:																	
					Bid Total :						$42,436						
					$18,000												$42,436
Spec	Description	Haskell Quantity	UM	Haskell Estimate		Haskell Adjusted Estimate (HSK-A)					A					CARRY	
				U.P.	Total Price	HSK ADJ Qty	UM		U.P.	Total Price		U.P.	Total Price			U.P.	Total Price
	BASE BID				-					-			23,933	A			23,933
	JAPANESE BLUEBERRY	4			-					-	Y		Incl.				-
	DAHOON HOLLY	6			-					-	Y		Incl.				-
	CRAPE MYRTLE - NATCHEZ	2			-					-	Y		Incl.				-
	SOUTHERN LIVE OAK	10			-					-	Y		Incl.				-
	ANISE/SHRUBS	16			-					-	Y		Incl.				-
	MULCH				-					-	Y		Incl.				-
	SEED-BAHIA				-					-	Y		Incl.				-
	GATER BAGS	22			-					-	Y		Incl.				-
	INITIAL WATERING				-					-	Y		Incl.				-
	ADDITIONAL / ONGOING WATERING	8	EA	2,250.00	18,000					-	HSK		18,000	HSK			18,000
					-					-			-				-
					-					-			-				-
					-					-			-				-
					-					-			-				-
					-					-			-				-
	Wage Type																
	Small/Minority Business Type																
	Addenda ___ Through																
	SUBTOTAL				18,000					Select Y or N	Y		41,933	Y			41,933
	Sales Tax	7.50%				7.50%				'Y' to add tax			"Y" to add tax	N			Included Above
	Sub/Vendor Bond	1.20%				1.20%				'Y' to add Subguard	Y		503	Y			$03
	TOTAL				$ 18,000								$ 42,436				$ 42,436
	Alternate "1"																
	Alternate "2"																
	Alternate "3"																
	Alternate "4"																

EXHIBIT C

C.S.S. LANDSCAPING, INC.

THE HASKELL COMPANY
111 RIVERSIDE AVENUE
JACKSONVILLE, FLORIDA 32202

LaSalle Street Drainage-REVISED Landscape Install
952 Lasalle Street Jacksonville, Florida 32207

Est ID: EST3653841.3
Date: Feb-08-2023

Email: dhulfiqar.kareem@haskell.com
Phone: (904) 288-1578

Landscape — $20,033.50

4 Each	Japanese Blueberry - 3" cal.	Min. 12' HT x 6' SPD; 3" cal.; Strong Central Leader; Standard Trunk	$3200.00
6 Each`	Dahoon Holly - 3" cal.	Min. 12' HT x 6' SPD; 3" cal.; Strong Central Leader; Standard Trunk	$5250.00
2 Each	Crape Myrtle - Natchez - 45 gal. Multi Trunk	Min. 14' HT x 8' SPD; 4" cal.; Multi Trunk	$950.00
10 Each	Southern Live Oak - 4" cal.	Min. 14' HT x 8' SPD; 4" cal.; Strong Central Leader	$9250.00
16 Each	Anise - 3 gal.	Min. 24" HT x 24" SPD	$296.00
1 Bag	Seed - Bahia Argentina - 50 lb	Install Bahia Seed in 1,264 sf area - as per plans.	$450.00
15 Yards	Mulch - Shredded	Install at 3" depth. Mulch Color is TBD.	$637.50

Irrigation - Gator Bags — $3,900.00

22 Each	Gator Bags	Install (22) total Gator Bags - (1) bag per tree. C.S.S. will fill the Gator Bags (1) time at installation.	$1650.00
1	Weekly Watering Plan	CSS will fill the Gator Bags (3) times per week.	$2250.00

Estimate Total **$23,933.50**

Acknowledgements & Clarifications

- We acknowledge the review and receipt of Addendum 01 dated January 23, 2023, Addendum 02 dated February 2, 2023 and Addendum 03 dated February 6, 2023 in our proposal.
- To warranty all plant and trees installed by CSS it is necessary to have a fully operational irrigation system that has full coverage to irrigate all plants, trees and grass.

Limited Warranty

C.S.S. Landscaping, Inc. expressly guarantees that all work performed will be done according to the plans and specifications provided by company with all materials to be true to name and all work done in a workmanship manner according to standard practices in the trade. All trees, plants, and lawns are guaranteed to be alive and viable at time of installation and to remain so for a period of one (1) year from installation. All sprinkler and irrigation systems are guaranteed to function properly for the length of the manufacturer's warranty; however, company accepts no responsibility for variations or deficiencies in function caused by water volume or pressure varying from the prior estimates. If irrigation system is not maintained monthly by C.S.S. any warranty is VOID. All other items installed by company are guaranteed to function properly for one (1) year from installation. In the event any material or living material as guaranteed fails, the company will promptly replace it. The company is in no event responsible for failures of or defects in materials or living material due to the owner's negligence, unreasonable use, lack of proper care or maintenance, or due to adverse weather conditions (including freeze damage to plant material), acts of God or acts of other persons not controlled by the company.
THIS WARRANTY IS LIMITED TO THE REPLACEMENT OF MATERIALS. THE COMPANY IS NOT LIABLE FOR ANY CONSEQUENTIAL DAMAGES OR INCIDENTAL DAMAGES OTHER THAN INCIDENTAL DAMAGES EXPRESSLY IMPOSED BY LAW ARISING OUT OF THE FAILURE OF ANY PART OF THE WORK DONE OR THE MATERIAL USED ON THE OWNER'S JOB.
ALL IMPLIED WARRANTIES, INCLUDING IMPLIED WARRANTIES OF MERCHANTABILITY AND OF FITNESS FOR ANY PARTICULAR PURPOSE ARE LIMITED TO ONE (1) YEAR FROM THE DATE OF SUBSTANTIAL COMPLETION OF THE SERVICES AND INSTALLATION OF THE MATERIALS PROVIDED BY THE COMPANY UNDER THE PROPOSAL AND CONTRACT OF WHICH THIS WARRANTY IS A PART.
To obtain service under this warranty, the owner must contact the company. The company will inspect the owner's premises within ten (10) days of such notification at a mutually agreeable time. After such inspection, if it is determined the warranty service is necessary the accompany will perform such service at a time agreed upon between the company and the owner at the time of inspection. No informal dispute settlement mechanism exists to resolve disputes which may arise under this warranty.

C.S.S. Landscaping, Inc. will supply all materials, specializing equipment and labor services necessary to facilitate planting of all plant and/or tree material in a professional and expedient manner, per the agreement and terms attached.

C.S.S. Landscaping, Inc. is not responsible for any underground utilities that may be incurred during the installation process on the above referenced property. It is the client's responsibility, when applicable, to have the new installed sod sprayed to prevent insects from damaging the sod.

C.S.S. Landscaping, Inc. reserves the right to keep this proposal valid for 15 days from the above date, unless otherwise agreed upon.

TERMS

This agreement is between C.S.S. Landscaping, Inc. and the signed authorized representative, as the client.

The final payment is due at completion of landscape project.

Any non-payment for materials or services when due will result in a 1.5% late payment charge per month. Non-payment for materials or services will result in the client paying all costs of collection, including attorney fees.

CHANGE ORDERS

ALL WORK PERFORMED OUTSIDE THE SCOPE OF THE ORIGINAL CONTRACT MUST BE APPROVED BY THE PROJECT MANAGER AND BE A PART OF A FULLY EXECUTED CHANGE ORDER IN ADVANCE OF PERFORMING THE WORK.

Contractor: _____
C. Scott Soltau

Client: _____

Signature Date: 02/08/2023

Signature Date: _____

Email: Office@csslandscaping.com

Scope:	17 STORMWATER TREATMENT UNIT	Company:	Contech Engineered Solutions
Job No:	6704142	Contact:	Jack Skufano
Project:	COJ LaSalle St Pump Station	Phone:	407-383-5379
Estimator:	[illegible]	Email:	
		Lead Times:	
		Quote Good for #days?:	
Bid Date:	2/8/23 12:00 AM	Notes:	
Scope Notes:		Bid Total :	$268,460

HASKELL

Spec	Description	Haskell Quantity	UM	Haskell Estimate U.P.	Haskell Estimate Total Price	A	A U.P.	A Total Price		CARRY U.P.	CARRY Total Price
											$268,460
	BASE BID				-			-			-
					-			-			-
	Stormwater Treatment Unit 1	1	EA		-	Y	124,865.00	124,865	A		124,865
	Stormwater Treatment Unit 2	1	EA		-	Y	124,865.00	124,865	A		124,865
					-			-			-
	Warranty				-			-			-
	Anchor Bolts				-			-			-
					-			-			-
					-			-			-
					-			-			-
					-			-			-
					-			-			-
					-			-			-
					-			-			-
					-			-			-
					-			-			-
					-			-			-
					-			-			-
					-			-			-
					-			-			-
					-			-			-
					-			-			-
					-			-			-
	Wage Type										
	Small/Minority Business Type										
	Addenda Through										
	SUBTOTAL					Y		249,730	Y		249,730
	Sales Tax	7.50%				Y		18,730	Y		18,730
	Sub/Vendor Bond	1.20%				N		Not Included	N		Not Included
	TOTAL				$ -			$ 268,460			$ 268,460
	Alternate "1"										
	Alternate "2"										
	Alternate "3"										
	Alternate "4"										

EXHIBIT C

CONTECH ENGINEERED SOLUTIONS
A QUIKRETE® COMPANY

Quotation

Quote # QUO-534828-F8G7Z1

Date	2/1/2023	**Account Name**	NV2A-Haskell JV	**Reply-To**	
Quote #	QUO-534828-F8G7Z1	**Contact Name**	Joe Kantor	**Contech Rep.**	Jack Skifano
		Phone	(904) 791-4500	**Address**	7350 Futures Drive, Suite 24, Orlando, FL, 32819
Project Name	LaSalle Street Stormwater Pump Station	**Fax**	(904) 475-7824	**Phone**	407-383-5379
Project #	619068	**Email**	joseph.kantor@haskell.com	**Fax**	
Project City/State	Jacksonville, FL			**Email**	Jack.Skifano@ContechES.com

Contech's offer to sell the products described in this quotation is expressly conditioned upon Buyer's assent to the Contech Conditions of Sale ("Contech COS") included herewith and/or viewable at www.conteches.com/cos. A valid tax exemption certificate must be issued to Contech or sales tax will be added.

Item #	Description	Pieces	Quantity	Extended Unit Price	Unit	Unit Total
	CDS Internals Only, Custom - Site Designation : Unit #1, Outlet 1 Invert : -9.50, Notes for Quote : CDS92100 Internal components (63 cfs) including dimensioned submittal drawings, internal components, delivery to jobsite and a Contech technician for qty (1.5) x 8 hour days for onsite supervision of internal components installation. Lead time: Approximately 8 weeks from order and approved submittal drawings.	1.00	1.00	$124,865.00	EA	$124,865.00
	CDS Internals Only, Custom - Site Designation : Unit 2, Outlet 1 Invert : -9.50, Notes for Quote : CDS92100 Internal components (63 cfs) including dimensioned submittal drawings, internal components, delivery to jobsite and a Contech technician for qty (1.5) x 8 hour days for onsite supervision of internal components installation. Lead time: Approximately 8 weeks from order and approved submittal drawings.	1.00	1.00	$124,865.00	EA	$124,865.00
					Total	$249,730.00
				(Tax not included)	**Net Total**	$249,730.00

Standard Notes

1.All orders must be shipped within 30 days of manufacture. Should you be unable to accept delivery of materials at the agreed upon time, a storage charge equal to a maximum of 5% per month of the selling price of the stored material applies. Refer to Article 19 Contech CONDITIONS OF SALE

2.Allowable unloading time for delivery trucks is one (1) hour. Demurrage charges of $100.00 per hour thereafter will be added.

3.Prices are f.o.b. origin with freight allowed to the jobsite with unloading by others at a truck accessible location.

4.Pricing good for an order received by April 30th 2023 and shipment by June 30th 2023. This will require a Letter of Intent to order by February 17th 2023. If an order or shipment is made after those dates, pricing will be subject to a maximum of 8% escalation per month as needed.

5.Product-Specific Terms & Conditions: Price: Prices are FOB plant with freight allowed to jobsite and unloading by others. Order Cancellation For Stormwater Treatment product only. Supercedes cancellation terms on company T&C's Purchaser may cancel this order due to project cancellation. In the event of such cancellation, Purchaser will be liable for payment as follows: 15% of the quoted amount if the order is cancelled prior to approval of submittals; 25% of the quoted amount if the order is cancelled after the approval of submittals; 50% of the quoted amount if the order has been released to manufacture, plus any amounts Seller incurs from outside vendors (precasters, fabricators). Orders cancelled for reasons other than project cancellation may be billed at greater amounts at the sole discretion of Seller. Seller's security interest shall survive any cancellation or termination of this agreement. Submittal Approval Purchaser acknowledges that Seller or his agent shall accomplish production of ordered products in accordance with approved submittals signed by Purchaser. Production of said products will commence only upon receipt of purchase order and receipt by Seller of approved submittals. Delivery and Installation Purchaser agrees to provide suitable access for Seller's delivery trucks, traffic control and labor, and at least two people to assist in the unloading of the products. Price includes one-hour waiting time and one hour off-load time. Delays caused by the Purchaser, which are over and above the two-hour period, will be billed at a cost of no less than $125 per hour and based upon vendor charges to Seller. Unit price does not include lifting equipment. Customer is responsible for supplying a crane of sufficient lift and reach capacity and rigging for lifting system(s) and/or system components off delivery trucks, setting in place and all related construction and site activity to and from the system including bed preparation of crushed stone or other. Seller will under no circumstances accept back-charges without prior written approval. Should problems arise during delivery/installation, Seller must be notified by Purchaser immediately. Failure to do so may result in additional costs to Purchaser that cannot be credited. Purchaser agrees to provide a safe delivery site and comply with all Federal, State and local safety requirements. Purchaser further agrees to hold Seller harmless and to defend any and all actions, claims, suits, and proceedings that may subject Seller to liability due to Purchaser's failure to provide a safe delivery site.

6.Quotation is based upon estimated (not guaranteed) quantities. Buyer must verify final quantities needed prior to commencement of work by Contech. If Buyer elects to purchase from Seller only a portion of the material quoted, Seller retains the right to adjust its prices.

CONTECH®
ENGINEERED SOLUTIONS
A QUIKRETE® COMPANY

Quotation

Quote # QUO-534828-F8G7Z1

Standard Notes

7.The estimated lead time for the submittal package is 7-10 Days from the receipt of a signed purchase document and receipt of the required design documents and project information. Approval review process is in addition to stated timeframes. The estimated manufacturing lead time for this material is 8 weeks from the receipt of approved submittal documents.

8.The material included in this quotation is to be designed and manufactured exclusively for this project, is not subject to cancellation and cannot be returned to stock. See Section 16 of the Contech COS.

9.This quotation expires 30 days from the date shown. Prices are firm for shipment within 90 days of the date of quotation and are subject to a maximum escalation of 8% for each 30 days thereafter.

PAYMENT TERMS ARE 1/2%-10, NET 30 DAYS FROM DATE OF INVOICE UNLESS MATERIAL IS OTHERWISE NOTED AS NON-STANDARD ABOVE. IF NON-STANDARD, PAYMENT TERMS ARE 1/3 AT ORDER ACCEPTANCE AND PRIOR TO START OF PRODUCTION, 2/3 NET 30 DAYS FROM DATE OF INVOICE. THIS OFFER IS SUBJECT TO CREDIT APPROVAL. PRICES QUOTED APPLY ONLY TO THE REFERENCED PROJECT AND ARE IN EFFECT FOR 30 DAYS FROM THE DATE OF QUOTATION. SELLER RESERVES THE RIGHT TO ADJUST PRICES AFTER 30 DAYS FROM THE DATE OF QUOTATION BUT THE CONTECH COS REMAIN APPLICABLE. PRICES ARE BASED ON ESTIMATED QUANTITIES SHOWN. IF A DIFFERENT QUANTITY IS PURCHASED, CONTECH RESERVES THE RIGHT TO ADJUST THE PRICES. THIS QUOTATION CONTAINS THE ENTIRE AGREEMENT WITH RESPECT TO PURCHASE AND SALE OF PRODUCTS DESCRIBED AND SUPERSEDES ALL PREVIOUS COMMUNICATIONS. BUYER'S SIGNATURE BELOW, DIRECTION TO MANUFACTURE, OR ACCEPTANCE OF DELIVERY OF GOODS DESCRIBED ABOVE, SHALL BE DEEMED AN ACCEPTANCE OF THE CONTECH COS. SELLER EXPRESSLY REJECTS ANY OTHER TERMS AND CONDITIONS. PRICES ARE F.O.B. ORIGIN WITH FREIGHT ALLOWED TO THE JOBSITE WITH UNLOADING BY OTHERS AT A TRUCK ACCESSIBLE LOCATION.THIS QUOTATION IS ISSUED BY CONTECH ENGINEERED SOLUTIONS LLC FOR ITSELF AND/OR ON BEHALF OF ONE OR MORE OF ITS SUBSIDIARIES, INCLUDING BUT NOT LIMITED TO KEYSTONE RETAINING WALL SYSTEMS LLC.

Acceptance		Contech Engineered Solutions LLC.	
WE HEREBY ORDER THE DESCRIBED MATERIAL SUBJECT TO ALL TERMS AND CONDITIONS OF THIS QUOTATION AND IN THE Contech COS INCLUDED HEREWITH AND VIEWABLE AT www.conteches.com/cos		By	Jack Skifano
Company		(O)	407-383-5379
By		(F)	
Title		(Cell)	
Date		Title	

CONTECH®
ENGINEERED SOLUTIONS
A QUIKRETE® COMPANY

Quotation

Quote # QUO-534828-F8G7Z1

Contech - CONDITIONS OF SALE

1. ACCEPTANCE. This quotation is an offer to sell to potential customer(s). BUYER'S RIGHT TO ACCEPT THIS OFFER IS LIMITED TO BUYER'S ASSENT TO THE TERMS AND CONDITIONS PRINTED HEREON AND THE ATTACHED OR ACCOMPANYING QUOTE, AND NO TERMS ADDITIONAL TO OR DIFFERENT FROM THOSE IN THIS OFFER ARE BINDING ON SELLER. THERE ARE NO UNDERSTANDINGS, TERMS, CONDITIONS OR WARRANTIES NOT FULLY EXPRESSED HEREIN.

2. LIMITED WARRANTIES. Seller warrants that it can convey good title to the products sold under this contract and that they are free of liens and encumbrances. Seller also warrants that the products sold under this contract are substantially free from defects in material and workmanship for a period of one year after the date of delivery. There are no express or implied warranties with respect to products sold hereunder which are misused, abused or used in conjunction with mechanical equipment improperly designed, used or maintained, or which are used, supplied for use or made available for use in any nuclear application of which Seller has not been notified in writing by Buyer at the time of order for the products sold hereunder. SELLER MAKES NO OTHER WARRANTY WHATSOEVER, EXPRESS OR IMPLIED. ALL IMPLIED WARRANTIES OF MERCHANTABILITY AND ALL IMPLIED WARRANTIES OF FITNESS FOR ANY PARTICULAR PURPOSE ARE DISCLAIMED BY SELLER AND EXCLUDED FROM THIS CONTRACT.

3. LIMITATION OF BUYER'S REMEDIES AND SELLER'S LIABILITY. Seller's liability hereunder shall be limited to the obligation to repair or replace only those products proven to have been defective in material or workmanship at the time of delivery, or allow credit, at its option. Seller's total cumulative liability in any way arising from or pertaining to any product or service sold or required to be sold under this contract shall NOT in any case exceed the purchase price paid by Buyer for such products or services. IN NO EVENT SHALL SELLER HAVE ANY LIABILITY FOR COMMERCIAL LOSS, LOST PROFITS, CLAIMS FOR LABOR, OR CONSEQUENTIAL, SPECIAL, PUNITIVE OR INCIDENTAL DAMAGES OF ANY TYPE, WHETHER BUYER'S CLAIM BE BASED IN CONTRACT, TORT, WARRANTY, STRICT LIABILITY, NEGLIGENCE, OR OTHERWISE. IT IS EXPRESSLY AGREED THAT BUYER'S REMEDIES EXPRESSED IN THIS PARAGRAPH ARE BUYER'S SOLE AND EXCLUSIVE REMEDIES.

4. LIMITATION OF BUYER'S REMEDIES AND SELLER'S LIABILITY FOR FAILURE OR DELAY IN DELIVERY. NO DELIVERY DATES ARE GUARANTEED. BUYER'S SOLE AND EXCLUSIVE REMEDIES AND SELLER'S ONLY LIABILITY FOR ANY DELAY IN DELIVERY SHALL BE LIMITED AS SET FORTH IN PARAGRAPH 3 OF THIS CONTRACT.

5. FORCE MAJEURE. In any event and in addition to all other limitations stated herein, Seller shall not be liable for any act, omission, result or consequence, including but not limited to any delay in delivery or performance, which is (i) due to any act of God, the performance of any government order, any order bearing priority rating or order placed under any allocation program (mandatory or voluntary) established pursuant to law, local labor shortage, fire, flood or other casualty, governmental regulation or requirement, shortage or failure or raw material, supply, fuel, power or transportation, breakdown of equipment, or any cause beyond Seller's reasonable control whether of similar or dissimilar nature to those above enumerated, or (ii) due to any strike, labor dispute, or difference with workers, regardless of whether or not Seller is capable of settling any such labor problem.

6. BUYER'S OBLIGATION TO PASS ON LIMITATION OR WARRANTIES AND REMEDIES. In order to protect Seller against claims by Buyer's buyer, if Buyer resells any of the products purchased under this agreement, Buyer shall include the language contained in paragraphs 2 and 3 of this agreement, dealing with Seller's limitations of warranties and remedies, in an enforceable agreement with Buyer's buyer, or otherwise include language in an enforceable agreement with its buyer that makes Seller's limitation of warranties and remedies binding on its buyer. Buyer shall also include a provision in its agreement with its buyer applying Ohio law to any claims its buyer might assert against Seller with respect to products manufactured by Seller, and requiring its buyer to bring any such action against Seller either in federal district court in Cincinnati, Ohio or the common pleas court for Butler County, Ohio. Buyer shall defend, indemnify and hold Seller harmless from any and all claims, causes of action, damages, losses or expenses (including reasonable attorneys' fees) that Seller incurs by reason of Buyer's failure to comply with this paragraph.

7. PASSAGE OF TITLE. Title to the products sold hereunder shall pass upon delivery to the carrier at the point of shipment. Neither Buyer nor the consignee shall have the right to divert or reconsign such shipment to any destination other than specified in the bill of lading without permission of the Seller. Unless otherwise agreed Seller reserves the right to select the mode of transportation.

8. PAYMENTS AND LATE CHARGES ON PAST DUE ACCOUNTS. Buyer represents that Buyer is solvent and can and will pay for the products sold to Buyer in accordance with the terms hereof. If Buyer shall fail to comply with any provision or to make payments in accordance with the terms of this contract or any other contract between Buyer and Seller, Seller may at its option defer shipments or, without waiving any other rights it may have, terminate this contract. All deliveries shall be subject to the approval of Seller's Credit Department. Seller reserves the right, before making any delivery, to require payment in cash or security for payment, and if Buyer fails to comply with such requirement, Seller may terminate this contract. A late charge of 1-½% monthly (18% annual rate) or the maximum allowed by state law, if less, will be imposed on all past due accounts, and Buyer is responsible for all costs of collection including without limitation reasonable attorneys' fees and court costs.

9. TRANSPORTATION CHARGES. Delivered prices or prices involving competitive transportation adjustments shall be subject to appropriate adjustment to reflect changes in transportation charges.

10. CLAIMS BY BUYER. Buyer shall thoroughly inspect products sold under this contract immediately upon receipt to verify conformance with the specifications of the contract. Buyer must notify Seller of claims for failure or delay in delivery within 30 days after the scheduled delivery date. Buyer must notify Seller of any claims for nonconforming or defective products within 30 days after the nonconformity or defect was or should have been discovered. In addition, Seller must be given an opportunity to investigate the claim before Buyer disposes of the material, or else Buyer's claim will be barred. Seller shall incur no liability for damage, shortages, or other cause alleged to have occurred or existed at or prior to delivery to the carrier unless the Buyer shall have entered full details thereof on its receipt to the carrier.

11. MECHANICAL PROPERTIES; CHEMICAL ANALYSES. Data referring to mechanical properties or chemical analysis are the result of tests performed on specimens obtained from specific locations of the product(s) in accordance with prescribed sampling procedures; any warranty thereof is limited to the values obtained at such locations and by such procedures. There is no warranty with respect to values of the materials at other locations.

12. PATENTS. Seller shall indemnify Buyer against attorneys' fees and any damages or costs awarded against Buyer in the event any legal proceeding is brought against Buyer by a third person claiming the material delivered hereunder in itself constitutes an infringement of any U.S. patent, provided Buyer gives Seller prompt notice of any such suit being brought, gives Seller the opportunity to defend any such suit, and cooperates with Seller with respect to any such defense; unless the material is made in accordance with material designs, or specifications required by Buyer, in which case Buyer shall similarly indemnify Seller.

13. PERMISSIBLE VARIATIONS. The products sold hereunder shall be subject to Seller's standard manufacturing variations, tolerances and classifications.

14. TECHNICAL ADVICE. Buyer represents that it has made its own independent determination that the products it is purchasing under this contract meet the design requirements of Buyer's project and are suitable for Buyer's intended application. Buyer further represents that it has not relied in any respect on any written or oral statements or advice from Seller, other than the standard product specifications set forth in the most recent addition of Seller's published product brochures, in making that determination.

15. TAXES. No taxes imposed with respect of the sale of the products or services sold hereunder are included in any quotation by Seller. All applicable taxes shall be added and paid by Buyer in addition to the purchase price.

16. BUYER'S RIGHT OF TERMINATION. Buyer may terminate this contract in whole or in part upon notice in writing to Seller. Seller shall thereupon cease work and transfer to Buyer title to all completed and partially completed products and to any raw materials or supplies acquired by Seller especially for the purpose of performing this contract, and Buyer shall pay Seller the sum of the following:
(1) the contract price for all products which have been completed prior to termination;
(2) the cost to Seller of the material or work in process as shown on the books of Seller in accordance with the accounting practice consistently maintained by Seller plus a reasonable profit thereon, but in no event more than the contract price;
(3) the cost f.o.b. Seller's plant of materials and supplies acquired especially for the purpose of performing this contract; and
(4) reasonable cancellation charges, if any, paid by Seller on account of any commitment(s) made hereunder.

17. SELLER'S RIGHT OF TERMINATION. In addition to the other rights of termination provided for in this contract, and if this contract is made pursuant to any governmental rule or regulation, plan, order or other directive, upon the directive, effected or impaired.termination thereof, Seller shall have the option of canceling this contract in whole or in part.

18. WAIVER. Failure or inability of either party to enforce any right hereunder shall not waive any right in respect to any other or future rights or occurrences.

19. DELIVERY. Unless otherwise agreed to in writing by the Seller, the Buyer hereby agrees to take delivery of the materials on this order within the later of thirty (30) days after the wanted date shown on the face of the order or within thirty (30) days after notification, oral or written, that the materials are ready for shipment. In the event that the Buyer does not arrange to take delivery of the materials in accordance with this Contract, Seller, at Seller's option, may:
(a) invoice the Buyer for the materials less freight if applicable; store the material in Seller's yard for a period not to exceed sixty (60) days from the date of invoice; charge a storage fee not to exceed 5% per month or fraction thereof of the selling price of the stored materials; add any applicable price increases listed on the face of the order; charge for any repair work to protective coatings harmed by weathering while such material is being stored; and charge applicable freight when shipment to the Buyer is made. Materials remaining in storage after sixty (60) days from the invoice date shall become the property of the Seller for disposition at the Seller's discretion. In that event, Buyer shall not be liable for the invoice price of the materials, but shall be liable for the storage fee and any repair work to protective coatings; or
(b) cancel the order and invoice the Buyer for cancellation charges, which shall be 25% of the selling price of the materials if the materials are standard, in-stock material, or the full selling price if the materials are special or nonstandard in nature and were especially fabricated for the Buyer.

20. PERIOD OF LIMITATIONS. Buyer and Seller agree that any action by Buyer against Seller relating to this contract or the products sold hereunder, including, without limitation, any action for breach of contract or warranty, or otherwise in connection with the products sold under this contract, must be commenced by Buyer against Seller within one year after the cause of action therefore accrues or one year of delivery of the products sold hereunder, if less.

21. CONFLICTING PROVISIONS OFFERED BY BUYER. Any terms and conditions of any purchase order or other instrument issued by the Buyer, in connection with the subject matter of this document, which are in addition to or inconsistent with the terms and conditions expressed herein, will not be binding on Seller in any matter whatsoever unless accepted by Seller in writing.

22. SEVERABILITY. In case any provision of this contract shall be declared invalid, illegal or unenforceable, the validity, legality and enforceability of the remaining provisions shall not in any way be affected or impaired.

23. APPLICABLE LAW. This contract shall be governed by, and construed and enforced in accordance with, the laws of Ohio. Buyer and Seller specifically agree that any legal action brought relating to this contract shall be brought and tried exclusively in the federal district court in Cincinnati, Ohio, or, in the absence of jurisdiction, the Butler County Court of Common Pleas in Hamilton, Ohio.

REV. 03/15

Scope:	19 HVAC	Company:	Axium Alliance
Job No:	6704142	Contact:	Tim Smith
Project:	COJ LaSalle St Pump Station	Phone:	904-237-0213
Estimator:	Initials Here	Email:	
		Lead Times:	
		Quote Good for #days?:	
Bid Date:	2/8/23 12:00 AM	Notes:	
Scope Notes:		Bid Total :	$12,650

HASKELL

Spec	Description	Haskell Quantity	UM	Haskell Estimate U.P.	Haskell Estimate Total Price		A U.P.	A Total Price		CARRY U.P.	CARRY Total Price
											$12,650
	BASE BID				-			12,500	A		12,500
					-			-			-
	Electrical Building HVAC				-	Y		Incl.	A		Incl.
					-			-			-
					-			-			-
					-			-			-
					-			-			-
					-			-			-
					-			-			-
					-			-			-
					-			-			-
					-			-			-
					-			-			-
					-			-			-
					-			-			-
	Wage Type										
	Small/Minority Business Type										
	Addenda ___ Through ___										
	SUBTOTAL					Y		12,500	Y		12,500
	Sales Tax	7.50%				N		Included Above	N		Included Above
	Sub/Vendor Bond	1.20%				Y		150	Y		150
	TOTAL				$ -			$ 12,650			$ 12,650
	Alternate "1"										
	Alternate "2"										
	Alternate "3"										
	Alternate "4"										

EXHIBIT C

Bid Proposal: HVAC

Printed on Feb 8, 2023 at 4:28 PM EST

LaSalle Street Drainage Improvements

952 Lasalle Street, Jacksonville, FL 32207, United States of America

Sent proposal: $12,500

Submitted Feb 6, 2023 at 6:37 PM EST

Axiom Alliance
13147 Fort Caroline Road, Jacksonville, FL 32225, United States of America
Tim Smith | Vice President | +1 904-237-0213 | tsmith@axiom-alliance.com

Line Items

Description	Quantity	Unit Cost	Total Cost
PLEASE PROVIDE THE LISTED BREAKOUT PRICING:			
HVAC			$12,500
Base Bid			**$12,500**

Inclusions

Furnish and Install All HVAC Equipment Scheduled On Mechanical Drawings	Yes
Furnish and Install All Refrigeration Piping	Yes
Furnish and Install All Condensate Drain Piping	Yes
Furnish and Install All Piping Insulation	Yes
Thermostats and Control Wiring	Yes
Test and Balance	Yes
Layout for Concrete Equipment Pads, Poured by Others	Yes
HVAC Permit Fees	Yes
Sales Tax	Yes

General Acknowledgments

This is a DAVIS BACON Wages job. Please confirm that you've reviewed the rates in the folder and have that covered in your pricing.	Yes
By Submission of a bid, please confirm that you have reviewed and are compliant with ALL requirements of the contract manual in the folder.	Yes
Did you receive and review all RFIs? These can be found under the project files, "RFIs" folder.	Yes

powered by BUILDINGCONNECTED

Bid Proposal: HVAC

Printed on Feb 8, 2023 at 4:28 PM EST

LaSalle Street Drainage Improvements

952 Lasalle Street, Jacksonville, FL 32207, United States of America

Did Subcontractor Review the Schedule? Do you have any comments or concerns with the Schedule?	Yes
Please confirm you have included the $40/person fee for SafeMatters.	Yes
Please confirm your bid is valid for at least 60 days.	Yes

LONG LEAD TIME ITEMS:

Item #1

Item #2

Item #3

Bond Information

Bonds are not required at this time. However, if required in the future, would you be able to bond the project?		No
What is your bond rate?	0	%

Labor Rates

Please note hourly rates for your employees or crews on a separate attachment.	$40 /per hour

Certifications

Do you represent a Small Business or Minority Business Enterprise? If yes, note designation.	No

Disclaimers and Clarifications

All bids must be submitted through Building Connected website. Bid forms will be furnished through Building connected Website outlining scope and pricing breakdown. Subcontractors will be notified when these are available for preliminary review. It is recommended that if Subcontractor has their own form for bidding, that this form be attached and uploaded with their Building Connected Bid. Direct any questions on this to the team contacts.

All Bids shall remain valid for a minimum of 60 days from the date submitted.

All Subcontractors will be required to have all field employees participate in Haskell's on-line safety orientation program SafeMatters. The cost of this program is $40 per employee. Information on the program can be found in the bid documents.

Haskell's standard Subcontract Terms and Conditions are included with the bid documents. Subcontractor is responsible for reviewing these prior to submitting their proposal and shall clearly note any objections within their proposal.

Haskell's Code of Safe Practices is included with the bid documents and is Haskell's standard safety requirements for all Subcontractors. Subcontractor is responsible for reviewing the Code of Safe Practices prior to submitting their proposal and shall clearly note any objections within their proposal.

Haskell's insurance requirements are noted in Section 10 of the Subcontract Terms and Conditions. Subcontractor is responsible for reviewing these requirements prior to submitting their proposal and shall clearly note any objections within their proposal.

powered by BUILDINGCONNECTED

Bid Proposal: HVAC

Printed on Feb 8, 2023 at 4:28 PM EST

LaSalle Street Drainage Improvements

952 Lasalle Street, Jacksonville, FL 32207, United States of America

A preliminary project schedule was provided with the bid documents. Subcontractor is responsible for reviewing this schedule and submitting a bid with the manpower and hours required to meet the schedule. If Subcontractor has any objections with the schedule, they shall clearly note these within their proposal.

Subcontractor shall furnish all necessary labor, insurance, materials, supervision, services, tools, equipment, transportation, hoisting, shop drawings, samples and all other services necessary to fully perform and complete the Work required by this Subcontract

Subcontractor shall include and is responsible for all Sales and Use taxes for the project location.

Subcontractor is responsible for all equipment necessary for hoisting and offloading material required for this scope of work as well as elevated access for their work.

Warranty period is one year for labor, materials, and equipment from the project substantial completion date, excluding any manufacturer warranties that may extend beyond this period. Warranties shall commence at Substantial Completion only, not delivery, start-up or other earlier dates.

Subcontractor is responsible for daily clean-up of their work. Daily clean up shall mean "broom clean" of the area(s) being worked, regardless of area size, and leaving area with materials, tools, and equipment neatly straightened/organized. All brooms, scoops, garbage transport containers, or other accessories, necessary for clean-up of this scope, are the responsibility of this scope. For failure to clean up daily or maintain housekeeping standards, Haskell will provide a 24 hour warning prior to backcharging Subcontractor for participation in composite clean-up crew or may employ cleaning services at Subcontractor's expense.

All bidders must complete the Haskell on-line Vendor Qualification Form. This will be required prior to any awards on the project and help us gauge the qualifications of bidders. To fill out this form, bidders must go to this website: http://www.haskell.com/Subcontractors, and click on the link in the center of the page labeled "Vendor Management System".

ADDITIONAL INFORMATION

Notes

Please note, the bid request was for 2 Mitsubishi 2 ton ductless splits or equivalent. This bid would provide 2 Carrier 2 ton (Model 38MHRCQ24AA3) ductless split units. If the project would not allow for the Carrier alternate (but equivalent) and instead mandate the Mitsubishi units the proposed bid price would increase $1000 to a bid cost of $13,500.

powered by BUILDINGCONNECTED

EXHIBIT C

WSP USA Environment & Infrastructure Inc.
6256 Greenland Road
Jacksonville, Florida 32258
Phone: 904.396.5173 • Fax: 904.396.5703
www.wsp.com

February 10, 2023

Mr. Joseph Kantor
The Haskell Company
111 Riverside Avenue
Jacksonville, Florida 32202

Re: Proposal for Hazardous Material Survey
936/938 LaSalle Street
Jacksonville, Florida
Contract No. 101-01
WSP Project No. 6783225118

Dear Mr. Kantor:

WSP USA Environment & Infrastructure Inc (WSP) is submitting this amendment request for additional services related to the design of the LaSalle Street Drainage Improvements. All contract work will continue to be completed in accordance with the terms specified in Wood's established Professional Services Agreement. Our proposed updates to the scope of services and lump sum fees are described below.

Scope of Services

The following scope of field and laboratory testing services will be performed at a two-story residential structure located at 936/938 LaSalle Street:

Material Sampling for Asbestos - WSP expects to obtain approximately 22 bulk samples of materials suspected of containing asbestiform minerals within/on the structure. After areas in which suspect materials may exist are identified, a sampling strategy will be developed. The EPA has developed guidelines for acquiring unbiased samples. These guidelines will be followed where applicable. The survey will be performed in general compliance with the Environmental Protection Agency (EPA) NESHAP regulations.

The bulk samples will be sent to CEI Lab for analysis using Polarized Light Microscopy (PLM), coupled with dispersion staining as outlined in Environmental Protection Agency (EPA) procedures. PLM is used to identify the type of asbestos mineral present if any. CEI Lab has obtained accreditation by the National Institute of Standards and Technology under the National Voluntary Laboratory Accreditation Program.

Testing for Leaded Coatings - Testing for leaded coatings will be performed in general compliance with the June 1995 HUD guidelines as applicable), the HUD 2012 revisions and the XRF manufacturer's information. Based on experience with similar buildings, we estimate that

approximately 45 to 50 X-Ray-Fluorescence (XRF) test locations will be evaluated. Mr. James Marsh, an EPA Accredited Lead Risk Assessor, will perform these services.

Report - A report will be issued explaining the test procedures. Results of our assessment and sampling will be presented in tabular form. Conclusions and recommendations will be provided as applicable, based on our findings. Photographic documentation will also be included. The approximate areal extent of any identified lead-containing paints will be estimated.

Fee Estimate

The breakdown of estimated costs by task is as follows:

TASK	Budget Authorized to Date	Request for Additional Funding	Updated Total
Outreach	$95,713.01	--	$95,713.01
Environmental Site Assessment	$47,320.21	$2,820.03	$50,140.24
Permitting Support	$20,481.60	--	$20,481.60
Geotechnical Services	$37,892.35	--	$37,892.35
Total	**$201,407.17**	**$2,820.03**	**$204,227.20**

We appreciate the opportunity to present this update to our original proposal and look forward to continuing to work with you on this project. Please contact Rebecca Vanderbeck at (904) 699-7768 if you have any questions or need any additional information.

WSP USA Environment & Infrastructure Inc.

Rebecca J Vanderbeck

Rebecca Vanderbeck, PE
Senior Associate Engineer-Environmental
1-904-699-7768
Rebecca.vanderbeck@wsp.com

EXHIBIT A
CONTRACT FEE SUMMARY FORMAT FOR ENGINEERING DIVISION
CITY OF JACKSONVILLE, FLORIDA

PART I - GENERAL

1. Project LsSalle Street Pump Station - Hazardous Materials Survey	**2. Proposal No. / Contract No.**
3. Name of Consultant WSP	**4. Date of Proposal** February 10, 2023

PART II - LABOR RELATED COSTS

5. Direct Labor (Limiting Amount)	Hourly Rate	Estimated Hours	Estimated Cost	TOTAL
Project Manager (Responsible Professional)	$ 61.85	2	$ 123.70	
Design Engineer or Architect (Registered)	$ 57.15		$ 0.00	
Principal Engineer (Registered)	$ 74.12		$ 0.00	
Senior Engineer (Registered)	$ 56.42	2	$ 112.84	
Remediation Specialist	$ 57.15		$ 0.00	
Scientist/Engineer Specialist	$ 41.29	10	$ 412.90	
Geotech Engineer	$ 35.62		$ 0.00	
Environmental Scientist	$ 25.79		$ 0.00	
Project Coordinator	$ 30.83	4	$ 123.32	
Engineering Tech/CAD Operator	$ 27.43		$ 0.00	
Clerical (Typist, Word Processor, Document Assembly, etc.)	$ 22.64	1	$ 11.32	
Stakeholder Communications Specialist	$ 52.88		$ 0.00	
TOTAL DIRECT LABOR		19		$ 784.08
6. Overhead (Combined Fringe Benefit & Administrative)				
Overhead Rate		161.92 % x Total Direct Labor		$ 1,269.58
7. SUBTOTAL: Labor + Overhead (Items 5 & 6)				**$ 2,053.66**
8. PROFIT: Labor Related Costs (Item 7)		x	10%	$ 205.37
TOTAL FEES				**$ 2,259.03**

PART III - OTHER COSTS

9. Miscellaneous Direct Costs (Reimburseable/Not to Exceed)				
Lead Testing Equipment Fee			$ 350.00	
MISCELLANEOUS DIRECT COSTS SUB-TOTAL				$ 350.00
10. SUBCONTRACTS (Reimbursable/Not to Exceed)				
SUB-CONTRACT SUB-TOTAL (Reimb/NTE)				$ -
11. REIMBURSABLE COSTS (Limiting Amount)				
Mileage 20 miles	@ IRS Rate	20	$ 0.65	$ 13.00
Lab Costs - Asbestos Samples		22	$ 9.00	$ 198.00
			$	
SUB-TOTAL REIMBURSABLES				$ 211.00
TOTAL AMOUNT				**$ 2,820.03**

AECOM
SCOPE OF SERVICES
PHASE I FINAL (100%) DESIGN
LASALLE STREET DRAINAGE IMPROVEMENTS, SAN MARCO NEIGHBORHOOD
(PHASE I - DOWNSTREAM OF PUMP STATION)
CITY OF JACKSONVILLE, FLORIDA

1.0 INTRODUCTION

The LaSalle Street Drainage Improvements project requires the repair, replacement and installation of the main collection system and the construction of a new pump station within the historic San Marco neighborhood.

The LaSalle Street outfall drainage basin (LaSalle Basin) consists of 149 acres, which includes both residential and commercial areas. The LaSalle Basin watershed is bordered by the St. Johns River to the west, Landon Avenue to the South, Nira and Cedar Streets to the north, and the CSX railroad to the east. **Figure 1** below shows the limits of the drainage basin and the existing stormwater pipe network in a GIS Data map.

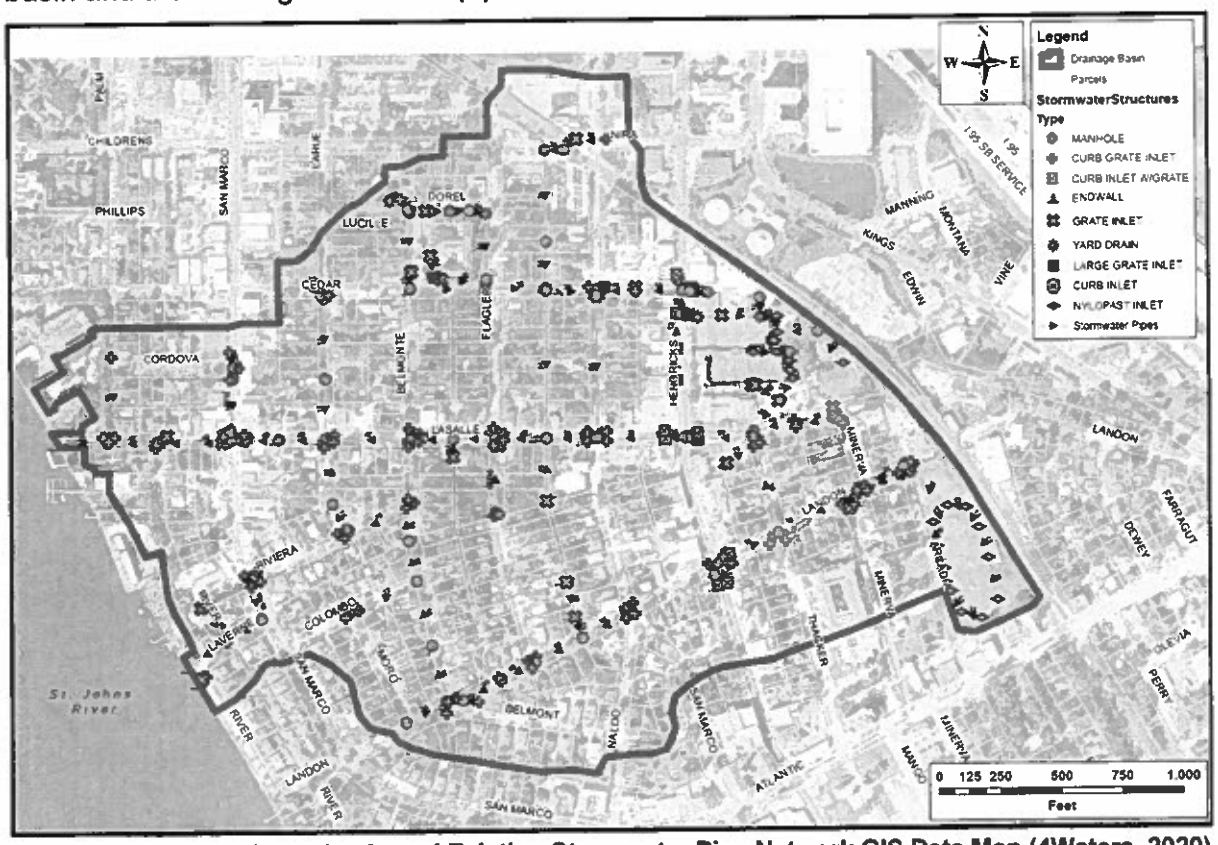

Figure 1 LaSalle Drainage basin and Existing Stormwater Pipe Network GIS Data Map (4Waters, 2020)

This basin is subject to constant flooding due to the following general factors:

a) Low ground elevations of 1.5' NAVD near the bulkhead
b) Three (3) known City of Jacksonville (City) outfalls and other private outfalls do not include backflow prevention devices
c) A number of the existing LaSalle Street basin drainage system pipes are completely blocked or in poor condition

The low head difference between catch basin inlets and the drainage system tailwater (St John's River water elevation) causes flooding in the lower areas of the basin during relatively small storm events that coincide with high tide events. The discharge pipe inverts at LaSalle Street, River Road North and River Road South outflows are (-)5.17 ft, (-)1.05 ft and (-)0.25 ft, respectively. Since there are no backflow preventers, water from the St. Johns River enters the LaSalle basin stormwater collection system during high tides. The CCTV survey of the system conducted between November 28, 2018 and January 19, 2019 showed that the accumulation of silt and debris has completely blocked the majority of pipes, many experience severe infiltration, have structural defects and/or in poor condition.

The St. Johns River bulkhead elevation in this basin ranges from 3.43 ft NAVD at LaSalle Street to 3.84 ft NAVD at River Road North with the Federal Emergency Management Agency (FEMA) 100-year flood elevation for the LaSalle basin being 4 ft NAVD. Therefore, during a FEMA 100-year flood event, the low lying areas of the LaSalle basin will inundate both from the St. Johns River overtopping the bulkhead and from water backflowing through the existing drainage system. The area will retain the flood water upland until the drainage system can slowly flow back to the St. Johns River.

Scenario 5 of the "LaSalle Street Outfall Drainage Analysis & Preliminary Design Alternatives" Report (shown in **Figure 2**), prepared by Four Waters Engineering Inc. (4Waters), dated June 22, 2020 (Drainage Analysis Report) was selected as the best solution to minimize flooding in the basin. The conceptual design by 4Waters included increasing the existing stormwater collection system pipe diameter up to 60", the installation of backflow preventers at all outfalls connected to the drainage system and a new stormwater pump station. The pump station has a proposed total discharge of 112 cfs with 5 pumps (4 duty and 1 standby). The pump station will operate during high tide and large storm events to reduce the recovery time for the system. Scenario 5 also included a weir structure in a manhole at the intersection of Landon Ave and Moro Ave to prevent backflow from the Landon Avenue outfall into the LaSalle Street Basin conveyance system and the design and construction of the necessary bulkhead modifications to accommodate the proposed stormwater pumping station force main. The conceptual design from 4Waters was used as the basis to move the design forward to the 60% design level.

Per the conceptual design the stormwater pump station was originally going to be constructed on a lot between 936 and 952 LaSalle Street and partially on the 952 lot below ground. During the 60% design, the City identified the possibility of acquiring lot 936 and it is currently in negotiations with the owner of the 936 LaSalle lot to purchase this property to improve the constructability of the pump station and minimize the impacts of construction and pump station operation to the residents. The 60% design assumed that City acquisition of this property is proceeding and will not impact scope or schedule of design work outlined herein. Therefore, the pump station wet well will be located in the 936 LaSalle lot. The

ancillary facilities like the transformer, generator and electrical building will be located on the property already owned by the City which is just east of the 936 LaSalle lot.

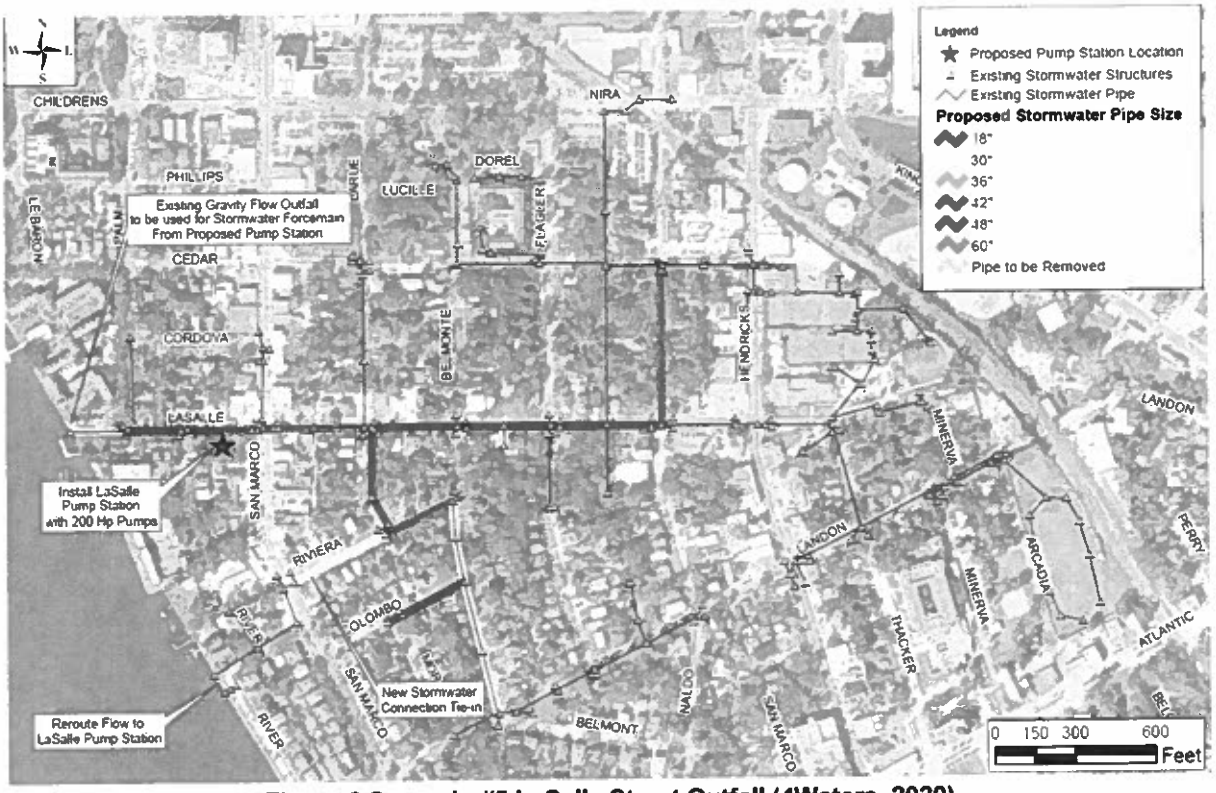

Figure 2 Scenario #5 LaSalle Street Outfall (4Waters, 2020)

2.0 SCOPE OF WORK

The intent of this Scope of Work (SOW) is to advance the Phase I (P1) design from 60% to a 90% design, 100% design and a final Issued for Construction (IFC) package for the LaSalle Street drainage improvements. Per the City's request the project has been divided in two phases. P1 includes work to related to the Pump Station and associated force main to the Outfall at the St. Johns River. The Force Main route will be along LaSalle street from pump station to the Outfall at the St. Johns River. P1 also includes the storm drainage between the St Johns River and the Pump station site. Phase II (P2) includes drainage design for the remainder of scenario #5 drainage and the design is currently underway. The proposal for the 100% design for P2 will be presented in a future proposal once the 60% design for P2 is completed.

The general design criteria for this project are listed below. It must be noted that both P1 and P2 works will be required in order to achieve these criteria.

- Alleviate flooding in the LaSalle Street Basin.
- Eliminate tidal influence of the LaSalle Street Basin stormwater system.

- Design of a reliable stormwater system with pipe capacity recovery for the improved pipelines after each storm event.
- Flooding is not to exceed existing building finished floor elevations in the LaSalle Street Basin for the 50-year, 24-hour storm event.
- The stormwater system will be designed to accommodate a Mean-year, 24-hour and the 5-year, 24 hour storm events with City acceptable maximum flood depths and recovery periods as described in the 4Waters Drainage Report.
- The pump station will be designed with consideration of the 500-year, 24-hour storm event.
- A resilient pump station design, including a value analysis to determine pump station equipment elevations.
- Meet stormwater quality requirements of the St Johns River Water Management District (SJRWMD) with stormwater treatment units.

AECOM will prepare the design drawings, specifications, reports, technical memoranda and support the continuation of the City of Jasonville (COJ) 10-set review and Saint Johns River Water Management District (SJWMD) permit applications submitted based on the 60% design.

The AECOM team will provide the project management and coordination for the activities performed under this Work Order. AECOM will monitor labor utilization, Project schedule, and Project budget on a regular basis. All engineering submittals, including memoranda, reports and calculations, will undergo quality management reviews in accordance with AECOM's QA/QC procedures. The purpose of the QC review is to verify that the resulting design meets acceptable practice and that the documents have been properly coordinated.

3.0 WORK BREAKDOWN STRUCTURE

The following SOW describes the engineering services to be performed by AECOM for this Project.

Task 1 - Project Management Coordination

Task 1.1 - Progress Coordination

AECOM will provide the Contractor with a Monthly Project Status Report with each request for payment for the 5-month period of this 100% design. This report will include the following:

- Activities accomplished in the previous month,
- Issues and present concerns encountered in the Project,
- Planned actions for the next month,
- Updates to Work Order schedule when applicable.

The following meetings are anticipated as part of this task:

- Internal weekly coordination Teams meetings
- Monthly progress Teams meetings with the City

Key understanding:

1. All meetings will be conducted via teams. For the monthly meetings with the City one member of the AECOM team may attend in person as required.

Deliverables:

1.1 Monthly Invoice and Monthly Status Report

Task 2.1 – Subsurface Utility Services - Supplemental Test Holes

Utilizing ETM's vacuum excavation truck, an estimated 7 additional Vertical and Horizontals (VVHs) will be provided, as directed by the engineer of record for obtaining confirmation of various subsurface utility types and depths (to top of service or pipe) sufficient for engineering design purposes and will meet ASCE 38-02 Level A standards. Restoration of said VVHs will be limited to limits of excavation. This scope of services also includes surveying designated utilities and VVHs. The deliverable will consist of test hole reports and sketches of the utility designation and digital data files of the survey suitable for civil engineering design.

Key understanding:

1. Existing laterals will be located through record/as-built drawings and 7 Utility Hard Cover Test Holes

2. The cost was estimated assuming normal accessibility conditions with an average of 4 to 6 VVHs conducted per day. If any difficult site conditions are encountered which slow down progress, this will be considered a change condition and a change order will be requested before continuing with work.

Deliverables:

2.2 Subsurface Utility Locates Test Reports

Task 3 –Design

The design will advance the Project from the 60% Design to a 90% design, 100% design and then the 100% IFC package for P1 of the project.

Development of the design will include the following guidelines and standards:

- Current City of Jacksonville Municipal Code, title XXI – Public Works and Utilities
- Current City Standard Details and Specification for City of Jacksonville Florida

Department of Public Works (i.e. – inlet/manhole spacing and locations, stormwater pipe sizes, etc.)

- Current City of Jacksonville Land Development Procedures Manual Standard Specifications)
- Design Criteria Packages prepared by City.
- Manual of Uniform Minimum Standards for Design, Construction and Maintenance for Streets and Highways, State of Florida", Latest Edition;
- Current applicable Jacksonville Electric Authority (JEA) manuals, Rules and Regulations, Standards and Material Catalog.
- Current applicable Florida Department of Transportation (FDOT) Standards
- American Association of State Highway and Transportation Officials (AASHTO) Policy on Geometric Design of Highways and Streets
- Current Applicable USACE requirements

AECOM will attend a 90% design workshop between the City and the Design Build team to present the 90% design to the City for approval. Once the City has provided comments to the draft 90% design the design will be progressed to a 100% design level including resolution of any City comments provided on the 90% workshop. Comments received on the 100% design will be addressed to prepare the 100% IFC package.

Task 3.1 – Gravity Storm Drainage Sewer System Design

The scope of work for this project will include the design of the gravity storm drainage sewer system (storm drainage), repair and upsizing of the existing storm drainage system between the St Johns River and the pump station site. The design will take into account the maintenance of existing utility services and maintenance of traffic throughout the construction.

The design submittals will consist of Plans, Draft Specifications and a Report containing the following:

- Cover Sheet and Drawing Index
- General Notes, Abbreviations and Symbols
- Storm Drainage Plans and select Profiles
- Storm Drainage Specifications

The Gravity Stormwater Drainage System will adhere to the following criteria:

- Velocity, minimum: 2.5 feet per second, ft/s.
- Gravity stormwater drainage pipe slope, minimum: 0.2% (feet of drop per 100 feet of pipe run).
- Pipe Type / Class: reinforced concrete pipe (RCP). Class III, minimum. AWWA

C300.

- Minimum pipe size: 15-inches.
- Drainage structures (gravity stormwater drainage pipes, pipe bedding, manholes, inlets, castings and endwalls, etc.) per the Standards listed in Task 5.

The design documents for the storm drainage will include the following components:

1. Notes in the design drawings for the demolition and legal disposal of all existing stormwater drainage assets identified for reconstruction, including but not limited to stormwater drainage pipes, manholes, castings, curb inlets, catch basins, outfalls, and debris in the existing stormwater drainage system.
2. Design of new stormwater drainage systems to be located in the existing stormwater systems' corridor, including reinforced concrete pipes, manholes, catch basins, and curb inlets.
3. Notes in the design drawings for the maintenance of existing underground and above ground utility services during construction, including but not limited to the following: raw and potable water; gravity stormwater drainage pipes; sanitary sewer gravity service, lift stations and forcemains; reclaimed water; electrical service; natural gas; telephone, cable TV, and data.
4. Design of storm sewer replacement or upgrades for the following roadways:
    a. LaSalle Street (750 linear feet), from the St. John River to San Marco Blvd.

Task 3.2 – Pump Station Design

The design documents for the pump station will include the following components:

1. Below grade stormwater submersible pumping station on a City owned lot between 936 and 952 LaSalle Street and lot 936 currently in negotiation to be purchase by the City. The configuration of the pumping station and wet well will be based on the Draft 60% design submitted to the City on December 9, 2022.

    Based on the Draft 60% design the pump station is to include:

    a. Five (5) 148 HP submersible stormwater pumps (4 duty and 1 standby).
    b. 24-inch pump discharge piping and valves with valves mounted above grade. The pump discharge piping is to connect to 48-inch manifold header.
    c. 48-inch DIP forcemain discharging to the St. Johns River below the mean low tide water level.
    d. Electrical service to the pump station in coordination with JEA
    e. Stormwater pumping station electrical service and distribution,
    f. 1000 KVA Transformer,
    g. Motor control center (MCC) to be located within an electrical building

h. Pump station controls, instrumentation, and SCADA equipment and integration with City system also located inside the electrical building

i. Diesel fueled emergency generator (>750 KW) with a 4,000 gallon Sub-Base Belly Tank.

j. Design of Stormwater Treatment Units (SWTUs) to meet the following design criteria:

   i. Type: Contech Engineered Solutions LLC, model CDS92100 or Owner approved equal.

   ii. Quantity: Two (2) each.

   iii. Design Flow, minimum: Stormwater Pumping Station capacity (212 cfs).

   iv. Screen size, maximum: 3/16-inch.

k. Site lighting of pump station area

All electrical equipment will be set at an elevation of 7.0 NAVD suitable to provide resiliency in accordance with the City and State requirements.

2. Stormwater pumping station site improvements including:

   a. Demolition as needed,

   b. Clearing and grubbing,

   c. Pump station and driveway paving, and stormwater design

   d. Architectural fences and gates,

   e. Architectural improvements, and

The Submittals for the pump station will each consist of Plans and Draft Specifications containing the following general information:

a) Cover Sheet and Drawing Index

b) General Notes, Symbols and Abbreviations

c) Pump Station Civil Plans

   Pump Station Civil Cross Sections

   Civil Details

d) Structural Design

   Pump Station Structure Plans

   Pump Station Structure Cross Sections

   Generator and Electrical Room Building Structure Plans

   Structural Details

e) Mechanical Design

Pump Station Mechanical Plans

Pump Station Mechanical Sections

Mechanical Details

f) Electrical Design

Pump Station Electrical Plans

Pump Station Electrical Section

Electrical Details

g) I&C Design

h) Pump Station I&C Plans and Details & Telemetry Design

Pump Stations Telemetry Plans and Details

i) Draft Technical Specifications (All Disciplines)

Key understanding:

1. The City will obtain the 936 lot for the construction of the project.

2. Haskell will prepare the cost estimate and the construction schedule. AECOM will review and provide comments.

Subtask 3.3 – Design Submittals

Subtask 3.3.1 – 90% Plans and Specifications Submittal

The AECOM team will prepare a 90% level of design Submittal incorporating any design changes required after the 60%.

Deliverables:

3.1.1 90% Plans and Specifications Submittal including the following:

- Electronic submittal in PDF format of 11" X 17" plans
- Electronic submittal in PDF format of Draft Technical Specifications

Subtask 3.3.2 –90% Submittal Technical Review & 100% Design Submittal

The City will review the 90% Submittal and will provide comments within ten (10) business days. AECOM will attend one design review meeting with Haskell and the City no less than five (5) business days after all review comments are submitted to the Design build Team. Any changes, refinements, or modifications required per the review will be incorporated into the 100% design.

Deliverables:

3.1.2 90% Technical Review Comments and Responses

3.1.3 100% Plans and Specifications Submittal

Subtask 3.3.3 – 100% Issue for Construction Design Submittal

AECOM will address any comments provided by the City or Subcontractors for the 100% design and prepare the 100% IFC design submittal.

Deliverables:

3.3.1 100% IFC Plans and Specifications Submittal

Key understandings:

1. Stormwater drainage drawings will be prepared in 2D format
2. AECOM will attend one meeting with the City for review of the City 90% comments. Two members of the AECOM team will attend the meeting in person the rest of the team will attend via "teams" as needed.

4.0 SCHEDULE

Overall project design schedule from NTP to completion and submittal of the 100% design documents is 5 months.

5.0 NOTICE TO PROCEED

No work on this project shall be performed until a contract has been executed and Notice to Proceed is issued which specifically authorizes such work.

EXHIBIT C

Exhibit B
CONTRACT FEE SUMMARY FORMAT FOR ENGINEERING DIVISION
CITY OF JACKSONVILLE, FLORIDA

PART I - GENERAL

1. Project LaSalle Street Drainage Improvements 100% Design Phase I 1 Fee Summary	**2. Proposal No. / Contract No.** CDB-0012-21
3. Name of Consultant or Subconsultant: AECOM	**4. Date of Proposal** February 14, 2021

PART II - LABOR RELATED COSTS

5. Direct Labor (Reimbursable)	Hourly Rate	Estimated Hours	Estimated Cost	TOTAL
Principal	$ 98.85	28	$ 2,767.80	
Project Manager	$ 82.15	68	$ 5,586.20	
Lead Design Engineer	$ 82.15	164	$ 13,472.60	
Sr Construction Manager	$ 82.15	40	$ 3,286.00	
Civil Engineer IV Deputy PM	$ 70.91	140	$ 9,927.40	
Civil Engineer IV	$ 70.91	40	$ 2,836.40	
Civil Engineer III	$ 58.09	88	$ 5,111.92	
Civil Engineer II	$ 42.42	0	$ 0.00	
Civil Engineer I	$ 35.00	0	$ 0.00	
Design Manager Stormwater	$ 82.15	40	$ 3,286.00	
Civil Engineer III -	$ 58.09	72	$ 4,182.48	
Civil Engineer II Stormwater	$ 42.42	0	$ 0.00	
Civil Engineer I Stormwater	$ 35.00	0	$ 0.00	
Sr. Structural Engineer	$ 87.32	72	$ 6,287.04	
Structural Engineer II	$ 51.59	120	$ 6,190.80	
Structural Engineer I	$ 35.00	66	$ 2,310.00	
Architect	$ 70.00	90	6,300.00	
Sr. Mechanical Engineer	$ 105.17	148	$ 15,565.16	
Mechanical Engineer IV	$ 73.34	32	$ 2,346.88	
Electrical Engineer IV	$ 73.34	72	$ 5,280.48	
Instrumentation Engineer IV	$ 73.34	60	4,400.40	
Mechanical Engineer III (HVAC)	$ 55.55	132	$ 7,332.60	
Sr. CADD Designer	$ 54.79	100	$ 5,479.00	
CADD Designer	$ 36.36	80	$ 2,908.80	
CADD Technician	$ 31.00	42	$ 1,302.00	
Sr. QA/QC	$ 98.85	13	$ 1,285.05	
Lead Verifier	$ 98.85	24	$ 2,372.40	
Sr. Administrative/Accounting	$ 70.68	62	$ 4,382.16	
Project Controls	$ 32.60	0	$ 0.00	
TOTAL DIRECT LABOR	$ 69.27	1,793		$ 124,199.57
6. Overhead (Combined Fringe Benefit & Administrative) Overhead Rate	145 % x Total Direct Labor			$ 180,089.38
7. SUBTOTAL: Labor + Overhead (Items 5 & 6)				**$ 304,288.95**
8. PROFIT: Labor Related Costs (Item 7)		x	**10%**	$ 30,428.90

PART III - OTHER COSTS

9. Miscellaneous Direct Costs (Lump Sum)		
Printing	$ 1,065	
Milage, Travel, Misc ODC's	$ 8,305	
MISCELLANEOUS DIRECT COSTS SUB-TOTAL		$ 9,370.00
10. SUBCONSULTANTS (Lump Sum)		
	$	
C&W - Drainage Design	$ 41,075.89	
McVeigh& Mangum -Sewall at Discharge Pipe and Misc Structures (Transformer Pad, Diversion Box, etc.)	$ 30,183.00	
Eng Engineering - Electrical Eng	$ 48,400.00	
	$	
SUB-CONTRACT SUB-TOTAL (Reimb/NTE)		$ 119,658.89
11. SUBCONTRACTS (Reimbursable/Not to Exceed)		
	$	
SUB-TOTAL REIMBURSABLES		0.00

PART IV - SUMMARY

TOTAL AMOUNT OF CONTRACT (Lump Sum Plus Reimbursables) (Items 5, 6, 8, 9, 10, and 11)	**$ 463,746.74**
12. TOTAL PRIOR CONTRACT AMOUNT	N.A.
TOTAL AMENDED CONTRACT AMOUNT	N.A.

EXHIBIT C

Exhibit B
CONTRACT FEE SUMMARY FORMAT FOR ENGINEERING DIVISION
CITY OF JACKSONVILLE, FLORIDA

PART I - GENERAL

1. Project LaSalle Street Drainage Improvements 100% Design Phase I 2 Reimbursables Fee Summary	**2. Proposal No. / Contract No.** CDB-0012-21
3. Name of Consultant or Subconsultant: AECOM	**4. Date of Proposal** February 14, 2021

PART II - LABOR RELATED COSTS

5. Direct Labor (Reimbursable)	Hourly Rate	Estimated Hours	Estimated Cost	TOTAL
Principal	$ 98.85	1	$ 98.85	
Project Manager	$ 82.15	1	$ 82.15	
Lead Design Engineer	$ 82.15	2	$ 164.30	
Sr Construction Manager	$ 82.15		$ 0.00	
Civil Engineer IV Deputy PM	$ 70.91	2	$ 141.82	
Civil Engineer IV	$ 70.91		$ 0.00	
Civil Engineer III	$ 58.09		$ 0.00	
Civil Engineer II	$ 42.42		$ 0.00	
Civil Engineer I	$ 35.00		$ 0.00	
Design Manager Stormwater	$ 82.15		$ 0.00	
Civil Engineer III	$ 58.09		$ 0.00	
Civil Engineer II Stormwater	$ 42.42		$ 0.00	
Civil Engineer I Stormwater	$ 35.00		$ 0.00	
Sr. Structural Engineer	$ 87.32		$ 0.00	
Structural Engineer II	$ 51.59		$ 0.00	
Structural Engineer I	$ 35.00		$ 0.00	
Sr. Mechanical Engineer	$ 105.17		$ 0.00	
Mechanical Engineer IV	$ 73.34		$ 0.00	
Electrical Engineer IV	$ 73.34		$ 0.00	
Instrumentation Engineer IV	$ 73.34		0.00	
Mechanical Engineer III	$ 55.55		$ 0.00	
Sr. CADD Designer	$ 54.79		$ 0.00	
CADD Designer	$ 36.36		$ 0.00	
CADD Technician	$ 31.00		$ 0.00	
Sr. QA/QC	$ 98.85	1	$ 98.85	
Lead Verifier	$ 98.85		$ 0.00	
Sr. Administrative/Accounting	$ 70.68		$ 0.00	
Project Controls	$ 32.60	1	$ 32.60	
TOTAL DIRECT LABOR		8		$ 618.57
6. Overhead (Combined Fringe Benefit & Administrative)				
Overhead Rate		**145 %** x Total Direct Labor		$ 896.93
7. SUBTOTAL: Labor + Overhead (Items 5 & 6)				**$ 1,515.50**
8. PROFIT: Labor Related Costs (Item 7)		x	**10%**	$ 151.55

PART III - OTHER COSTS

9. Miscellaneous Direct Costs (Lump Sum)		
Printing	$	
Milage, Travel, Misc ODC's	$	
MISCELLANEOUS DIRECT COSTS SUB-TOTAL		$ -
10. SUBCONSULTANTS (Lump Sum)		
	$	
	$	
SUB-CONTRACT SUB-TOTAL (Reimb/NTE)		$ -
11. SUBCONTRACTS (Reimbursable/Not to Exceed)		
ETM -Suplemental Test holes	$ 8,889.67	
	$	
	$	
	$	
SUB-TOTAL REIMBURSABLES		8,889.67

PART IV - SUMMARY

TOTAL AMOUNT OF CONTRACT (Lump Sum Plus Reimbursables) (Items 5, 6, 8, 9, 10, and 11)	**$ 10,556.72**
12. TOTAL PRIOR CONTRACT AMOUNT	N.A.
TOTAL AMENDED CONTRACT AMOUNT	N.A.

EXHIBIT C

Exhibit B
CONTRACT FEE SUMMARY FORMAT FOR ENGINEERING DIVISION
CITY OF JACKSONVILLE, FLORIDA

PART I - GENERAL

1. Project LaSalle Street Drainage Improvements 100% Design Phase I	**2. Proposal No. / Contract No.** CDB-0012-21
1.1 Task Task 3.1 – Gravity Storm Drainage Sewer System Design Task 3.3 – Design Submittals	
3. Name of Consultant orSubconsultant: AECOM	**4. Date of Proposal** February 14, 2021

PART II - LABOR RELATED COSTS

5. Direct Labor (Reimbursable)	Hourly Rate	Estimated Hours	Estimated Cost	TOTAL
Principal/PM	$ 98.85	4	$ 395.40	
Project Manager	$ 82.15	20	$ 1,643.00	
Lead Design Engineer	$ 82.15	24	$ 1,971.60	
Sr Construction Manager	$ 82.15		$ 0.00	
Deputy PM (Civil Engineer IV)	$ 70.91	20	$ 1,418.20	
Civil Engineer IV	$ 70.91		$ 0.00	
Civil Engineer III	$ 58.09	8	$ 464.72	
Civil Engineer II	$ 42.42		$ 0.00	
Civil Engineer I	$ 35.00		$ 0.00	
Design Manager Stormwater	$ 82.13	16	$ 1,314.08	
Civil Engineer III Stormwater	$ 58.09	24	$ 1,394.16	
Civil Engineer II Stormwater	$ 42.42		$ 0.00	
Civil Engineer I Stormwater	$ 35.00		$ 0.00	
Sr. Structural Engineer	$ 87.32		$ 0.00	
Structural Engineer II	$ 51.59		$ 0.00	
Structural Engineer I	$ 35.00		$ 0.00	
Sr. Mechanical Engineer	$ 105.17		$ 0.00	
Mechanical Engineer IV	$ 73.34		$ 0.00	
Electrical Engineer IV	$ 73.34		$ 0.00	
Instrumentation Engineer IV	$ 73.34		$ 0.00	
Mechanical Engineer III	$ 55.55		$ 0.00	
Sr. CADD Designer - Mechanical	$ 54.79		$ 0.00	
CADD Designer	$ 36.36		$ 0.00	
CADD Technician - Civil	$ 31.00		$ 0.00	
Sr. QA/QC	$ 98.85	6	$ 593.10	
Lead Verifier	$ 98.85	1	$ 98.85	
Sr. Administrative/Accounting	$ 70.68	4	$ 282.72	
Project Controls	$ 32.60	2	$ 65.20	
TOTAL DIRECT LABOR	$ 74.74	129		$ 9,641.03
6. Overhead (Combined Fringe Benefit & Administrative) Overhead Rate		**145 %** x Total Direct Labor		$ 13,979.49
7. SUBTOTAL: Labor + Overhead (Items 5 & 6)				**$ 23,620.52**
8. PROFIT: Labor Related Costs (Item 7)		x	**10%**	$ 2,362.05

PART III - OTHER COSTS

9. Miscellaneous Direct Costs (Lump Sum)		
Printing	$ 0.00	
Transportation & Shipping	$ 0.00	
	$	
MISCELLANEOUS DIRECT COSTS SUB-TOTAL		$ -
10. SUBCONSULTANTS (Lump Sum)		
C&W - Drainage Design	$ 41,075.89	
	$	
SUB-CONTRACT SUB-TOTAL (Reimb/NTE)		$ 41,075.89
11. SUBCONTRACTS (Reimbursable/Not to Exceed)		
	$	
	$	
SUB-TOTAL REIMBURSABLES		$ -

PART IV - SUMMARY

TOTAL AMOUNT OF CONTRACT (Lump Sum Plus Reimbursables) (Items 5, 6, 8, 9, 10, and 11)	**$ 67,058.46**
12. TOTAL PRIOR CONTRACT AMOUNT	N.A.
TOTAL AMENDED CONTRACT AMOUNT	N.A.

EXHIBIT C

Exhibit B
CONTRACT FEE SUMMARY FORMAT FOR ENGINEERING DIVISION
CITY OF JACKSONVILLE, FLORIDA

PART I - GENERAL

1. Project LaSalle Street Drainage Improvements 100% Design Phase I	**2. Proposal No. / Contract No.** CDB-0012-21
1.1 Task Task 3.2 – Pump Station Design Task 3.3 – Design Submittals	
3. Name of Consultant orSubconsultant: AECOM	**4. Date of Proposal** February 14, 2021

PART II - LABOR RELATED COSTS

5. Direct Labor (Reimbursable)	Hourly Rate	Estimated Hours	Estimated Cost	TOTAL
Principal/PM	$ 98.85	24	$ 2,372.40	
Project Manager	$ 82.15	48	$ 3,943.20	
Lead Design Engineer	$ 82.15	140	$ 11,501.00	
Sr Construction Manager	$ 82.15	40	$ 3,286.00	
Deputy PM (Civil Engineer IV)	$ 70.91	120	$ 8,509.20	
Civil Engineer IV	$ 70.91	40	$ 2,836.40	
Civil Engineer III	$ 58.09	80	$ 4,647.20	
Civil Engineer II	$ 42.42	0	$ 0.00	
Civil Engineer I	$ 35.00	0	$ 0.00	
Design Manager Stormwater (Permit Supp.)	$ 82.15	24	$ 1,971.60	
Civil Engineer III Stormwater (Permit Supp.)	$ 58.09	48	$ 2,788.32	
Civil Engineer II Stormwater	$ 42.42	0	$ 0.00	
Civil Engineer I Stormwater	$ 35.00	0	$ 0.00	
Sr. Structural Engineer	$ 87.32	72	$ 6,287.04	
Structural Engineer II	$ 51.59	120	$ 6,190.80	
Structural Engineer I	$ 35.00	66	$ 2,310.00	
Sr. Mechanical Engineer	$ 105.17	48	$ 5,048.16	
Mechanical Engineer IV	$ 73.34	148	$ 10,854.32	
Electrical Engineer IV	$ 73.34	32	$ 2,346.88	
Instrumentation Engineer IV	$ 73.34	72	$ 5,280.48	
Mechanical Engineer III (HVAC)	$ 55.55	60	$ 3,333.00	
Sr. CADD Designer - Mechanical	$ 54.79	132	$ 7,232.28	
CADD Designer - Structural	$ 36.36	100	$ 3,636.00	
CADD Technician - Civil	$ 31.00	80	$ 2,480.00	
Sr. QA/QC -	$ 98.85	36	$ 3,558.60	
Lead Verifier	$ 98.85	12	$ 1,186.20	
Sr. Administrative/Accounting	$ 70.68	20	$ 1,413.60	
Project Controls	$ 32.60	60	$ 1,956.00	
TOTAL DIRECT LABOR	$ 64.72	1622		104,968.68

6. Overhead (Combined Fringe Benefit & Administrative) Overhead Rate	**145** % x Total Direct Labor	$ 152,204.59
7. SUBTOTAL: Labor + Overhead (Items 5 & 6)		**$ 257,173.27**
8. PROFIT: Labor Related Costs (Item 7)	x **10%**	$ 25,717.33

PART III - OTHER COSTS

9. Miscellaneous Direct Costs (Lump Sum)		
Printing	$ 1,065.00	
Transportation & Shipping	$ 8,305.00	
	$	
MISCELLANEOUS DIRECT COSTS SUB-TOTAL		$ 9,370.00
10. SUBCONSULTANTS (Lump Sum)		
McVeigh& Mangum - Misc Structures (Transformer Pad, Generator pad, Electrical room etc.)	$ 30,183.00	
Eng Engineering - Electrical Eng	$ 48,400.00	
SUB-CONTRACT SUB-TOTAL (Reimb/NTE)		$ 78,583.00
11. SUBCONTRACTS (Reimbursable/Not to Exceed)		
	$	
	$	
SUB-TOTAL REIMBURSABLES		$ -

PART IV - SUMMARY

TOTAL AMOUNT OF CONTRACT (Lump Sum Plus Reimbursables) (Items 5, 6, 8, 9, 10, and 11)	**$ 370,843.60**
12. TOTAL PRIOR CONTRACT AMOUNT	N.A.
TOTAL AMENDED CONTRACT AMOUNT	N.A.

AECOM Other Direct Costs (ODCs) & Subcontractors

Lasalle Pump Station DB

Description	Amount	Basis					
Engineering Phase							
PM ODCs							
General Office Expenses	$0	2.5%	of Office DL (includes printing)				
Project Coordination Travel	$3,775	1	trips/mo at	$ 755	mi/trip for	5	months
Design Staff Travel	$4,530	6	trips	$ 755	/trip for		
60% design Total	**$8,305**						

Reproduction			
Report			
B&W Miscellaneous (8.5*11)	400	$0.25	$100
B&W Report 3 sets (15 pgs, 8.5x11)	600	$0.25	$150
ColorReports 3 sets (50 pgs, 8.5x11)	110	$0.45	$50
B&W Miscellaneous (11x 17)	150	$0.40	$60
Total Design Dcuments			**$360**
Specifications			
B&W Specs 3 sets (8.5*11) (250 pgs)	750	$0.25	**$188**
Drawings			
B&W (11x 17 (3 sets, 300 drwngs ea)	900	$0.40	$360
Color (11x 17 (3 sets, 30 drwngs ea)	90	$0.80	$72
	0		
	0		
Currier and mail	1	$500.00	**$500**
Total Design Report & Drawings			**$1,047**
Total Other Direct Costs			

EXHIBIT "B"
CONTRACT FEE SUMMARY FORMAT FOR ENGINEERING DIVISION
CITY OF JACKSONVILLE, FLORIDA

PART I - GENERAL	
1. Project LaSalle Street Drainage Improvements - Pump Station Final Design	**2. Proposal Number** CDB-0012-21
3. Name of Consultant Connelly & Wicker Inc.	**4. Date of Proposal** 1/25/2023

PART II - LABOR RELATED COSTS				
5. Direct Labor	Hourly Rate	Estimated Hours	Estimated Cost	TOTAL
Chief Engineer	$ 80.87	29	$ 2,345.23	
Senior Engineer	$ 62.50	52	$ 3,250.00	
Engineer 2	$ 51.45	97	$ 4,990.65	
Engineer 1	$ 37.75	39	$ 1,472.25	
Engineering Intern	$ 34.00	39	$ 1,326.00	
TOTAL DIRECT LABOR	$52.28	256		$ 13,384.13
6. Overhead (Combined Fringe Benefit & Administrative)				
Overhead Rate (Office)	179 % x Total Direct Labor			$ 23,957.59
Overhead Rate (Field)	0 % x Total Direct Labor			$ -
7. SUBTOTAL: Labor + Overhead (Items 5 & 6)				$ 37,341.72
8. PROFIT: Labor Related Costs (Item 7)		x	10%	$ 3,734.17

PART III - OTHER COSTS		
9. Miscellaneous Direct Costs		
Transportation & Shipping	$ 0.00	
Presentation Boards	$ 0.00	
Reproduction	$ 0.00	
Newspaper Ad	$ 0.00	
U.S. Mail	$ 0.00	
MISCELLANEOUS DIRECT COSTS SUB-TOTAL		$ -
10. SUBCONTRACTS (Lump Sum)		
	$ 0.00	
	$ 0.00	
	$ 0.00	
	$ 0.00	
	$ 0.00	
SUB-CONTRACT SUB-TOTAL		$ -
TOTAL LUMP SUM AMOUNT (Items 5, 6, 8, 9 and 10)		$ 41,075.89
11. REIMBURSABLE COSTS (Limiting Amount)		
	$ 0.00	
	$ 0.00	
	$ 0.00	
	$ 0.00	
	$ 0.00	
	$ 0.00	
	$ 0.00	
	$ 0.00	
	$ 0.00	
SUB-TOTAL REIMBURSABLES		$ -

PART IV - SUMMARY	
TOTAL AMOUNT OF CONTRACT (Lump Sum Plus Reimbursables) (Items 5, 6, 8, 9, 10 and 11)	**$ 41,075.89**
12. PRIOR CONTRACT AMOUNT	$ -
AMENDED AMOUNT OF CONTRACT	**$41,075.89**

EXHIBIT C

ESTIMATE OF WORK EFFORT AND FEE FOR CONSTRUCTION PLANS

CONSULTANT:	Connelly & Wicker Inc.	NAME OF PROJECT:	LaSalle Street Drainage Improvements - Pump Station Fi
RFP NO.:	CDB-0012-21	FROM:	San Marco neighborhood
		TO:	
ESTIMATOR NAME / DATE:	Cummings / January 2023	LENGTH:	750 feet

No. / ACTIVITY	CHIEF ENGINEER RATE/HR: $80.87		SENIOR ENGINEER RATE/HR: $62.50		ENGINEER 2 RATE/HR: $51.45		ENGINEER 1 RATE/HR: $37.75		ENGINEERING INTERN RATE/HR: $34.00	
	MAN HOURS	LABOR COST	MAN HOURS	LABOR COST	MAN HOURS	LABOR COST	MAN HOURS	LABOR COST	MAN HOURS	LABOR COST
113 Basic Roadway Plan Prep.	24	$1,940.88	47	$2,937.50	97	$4,990.65	34	$1,283.50	34	$1,283.50
109 Drainage Design	0	$0.00	0	$0.00	0	$0.00	0	$0.00	0	$0.00
115 Bridge Design	0	$0.00	0	$0.00	0	$0.00	0	$0.00	0	$0.00
110 Traffic Signal Plans	0	$0.00	0	$0.00	0	$0.00	0	$0.00	0	$0.00
111 Signing/Symbol Plans	0	$0.00	0	$0.00	0	$0.00	0	$0.00	0	$0.00
112 Lighting Plans	0	$0.00	0	$0.00	0	$0.00	0	$0.00	0	$0.00
Environmental/Permitting	5	$404.35	5	$312.50	0	$0.00	5	$188.75	5	$188.75
TOTAL	29	$2,345.23	52	$3,250.00	97	$4,990.65	39	$1,472.25	39	$1,472.25

No. / ACTIVITY	RATE/HR=		RATE/HR=		MAN HOURS	SALARY	AVG.	SALARY COST
	MAN HOURS	LABOR COST	MAN HOURS	LABOR COST	BY ACTIVITY	COST BY ACTIVITY	HOURLY COST	DIST. %
113 Basic Roadway Plan Prep.					236	$11,152.53	$47.26	92%
109 Drainage Design					0	$0.00		0%
115 Bridge Design					0	$0.00		0%
110 Traffic Signal Plans					0	$0.00		0%
111 Signing/Symbol Plans					0	$0.00		0%
112 Lighting Plans					0	$0.00		0%
Environmental/Permitting					20	$905.60	$45.28	8%
TOTAL					256	$12,058.13	$46.27	

EXHIBIT C

SUMMARY OF MANHOUR REQUIREMENTS

CONSULTANT:	Connelly & Wicker Inc.	NAME OF PROJECT:	LaSalle Street Drainage Improvements - Pump Statio
RFP NO.:	CDB-0012-21	FROM:	San Marco neighborhood
PREPARED:		TO:	750 feet

ITEM		NO. OF SHEETS	TOTAL MANHOURS	COMMENTS
113	Basic Roadway Plan Prep.	0	236	
109	Drainage Design	0	0	
115	Bridge Design	0	0	
110	Traffic Signal Design	0	0	
111	Signing/Symbol Plans	0	0	
112	Lighting Plans	0	0	
114	Environmental/Permitting	0	20	
	Field Review			Included in Above Items
	Plans Checking			Included in Above Items
	TOTAL	0	256	0 Hours/Sheet

DESIGN SURVEY PARTIES			
	SIZE OF PARTY	PARTY DAYS	
	3-Man	0	
	4-Man	0	
TOTAL NUMBER OF PARTY DAYS		0	

EXHIBIT C

ROADWAY PLANS PREPARATION

CONSULTANT: Connelly & Wicker Inc.
RFP NO.: CDB-0012-21
PREPARED:

NAME OF PROJECT: LaSalle Street Drainage Improvements - Pump Station F
FROM: San Marco neighborhood
TO: 750 feet

ITEM	SCALE	UNIT	NO. OF UNITS	NO. OF SHEETS	M-H PER UNIT	TOTAL MANHOURS	COMMENTS
113 Basic Roadway Plan Prep.	1"=						
Key Map, Index & Standards		Sheet	0	0	0.00	0.00	
Typical Section and Notes		Sheet	0	0	0.00	0.00	
Pavement Design		L.S.	0	0	0.00	0.00	
Typical Section mtgs with City		Each	0	0	0.00	0.00	
Plan Sheets	1"=20'	Sheet	0	0	0.00	0.00	
Profile Sheets	1"=20'	Sheet	0	0	0.00	0.00	
Sanitary service adjustment		Each	8	0	1.00	8.00	sanitary service adjusments at outfall pipe
Zoning and Setback coordination		L.S.	1	0	24.00	24.00	
Misc. Constr. Details		Sheet	0	0	0.00	0.00	n/a
Maintenance of Traffic		Sheet	0	0	0.00	0.00	by others
Cross Sections - Urban		Section	0	0	0.00	0.00	
Summary of Verified Utilities		Sheet	0	0	0.00	0.00	
Quantity Take-Off		L.S.	0	0	0.00	0.00	
Specifications		L.S.	0		0.00	0.00	by others
Construction Cost Estimates		Each	0	0	0.00	0.00	by others
Team coord meetings		Each	8	0	2.00	16.00	1 per week for 2 months
Public Meeting - Preparation		Each	0	0	0.00	0.00	next phase
Public Meeting		Each	0	0	0.00	0.00	next phase
COJ Meetings with PM		Each	2	0	4.00	8.00	90% and 100%
Design Field Reviews		Each	1	0	4.00	4.00	
Progress Reporting		Month	0	0	0.00	0.00	
Pump station parcel shift		L.S.	1	0	24.00	24.00	Update plans for pump station parcel shift
Specifications coordination		L.S.	1	0	8.00	8.00	
Response to 60% comments		L.S.	1	0	16.00	16.00	
90% Check Set for QC		L.S.	1	0	8.00	8.00	
90% Plans Submittal		L.S.	1	0	24.00	24.00	
Response to 90% comments		L.S.	1	0	16.00	16.00	
100% Check Set for QC		L.S.	1	0	8.00	8.00	
100% Plans Submittal		L.S.	1	0	24.00	24.00	
Utilities and Railroad		L.S.	1	0	48.00	48.00	See Attached Documentation
ROADWAY PLANS TOTALS				0		236	

EXHIBIT C

ROADWAY PLANS PREPARATION

CONSULTANT:	Connelly & Wicker Inc.	NAME OF PROJECT:	LaSalle Street Drainage Improvements - Pump Station F
RFP NO.:	CDB-0012-21	FROM:	San Marco neighborhood
PREPARED:		TO:	750 feet

ITEM	SCALE	UNIT	NO. OF UNITS	NO. OF SHEETS	M-H PER UNIT	TOTAL MANHOURS	COMMENTS
113 Utility & Railroad	1"=						
Utility Adjustment Sheets	1"=40'	Sheet	0	0	0.00	0.00	
Railroad Key Map		Sheet	0	0	0.00	0.00	
Railroad Plan Sheet		Sheet	0	0	0.00	0.00	
Existing Utility Report		L.S.	0		0.00	0.00	
JEA Water & Sewer Meetings		L.S.	0		0.00	0.00	
Utility Coordination		Each	6		8.00	48.00	AT&T, JEA Water, JEA Sewer, JEA Electric/Fiber, Comcast, TECO
UTILITIES & RAILROADS TOTALS				0		48.00	Include These Totals in Roadway Plans Preparation on Sheet 4

109 Basic Roadway Plan Prep.	1"=						
Drainage Map - Rural		Sheet	0	0	0.00	0.00	n/a
Drainage Map - Urban	1"=100'	Sheet	0	0	0.00	0.00	n/a
Supplementary Drain. Map	1"=400	Sheet	0	0	0.00	0.00	n/a
Drainage Design - Urban		L.S.	0		0.00	0.00	n/a
Drainage Design - Report		L.S.	0		0.00	0.00	by others
Design - Major X-Drains		Each	0	0	0.00	0.00	n/a
Drainage Struct. - Rural		Sheet	0	0	0.00	0.00	n/a
Drainage Struct. - Urban		Each	0	0	0.00	0.00	n/a
Summary - Drainage Struct		Sheet	0	0	0.00	0.00	
Summary - Side drain		Each	0	0	0.00	0.00	n/a
Ditch Design		Mile	0		0.00	0.00	n/a
Pond Siting Report		L.S.	0		0.00	0.00	n/a
Flood Compensation Plan		L.S.	0		0.00	0.00	n/a
Stormwater Pond Plans		Pond	0		0.00	0.00	n/a
Bridge Hydraulic Report		L.S.	0		0.00	0.00	n/a
Erosion Control Plans		Sheet	0	0	0.00	0.00	
DRAINAGE TOTALS				0		0.00	

EXHIBIT C

PERMITTING AND ENVIRONMENTAL

CONSULTANT:	Connelly & Wicker Inc.	NAME OF PROJECT:	LaSalle Street Drainage Improvements - Pump Station Fi
RFP NO.:	CDB-0012-21	FROM:	San Marco neighborhood
PREPARED:		TO:	750 feet

ITEM	SCALE	UNIT	NO. OF UNITS	NO. OF SHEETS	M-H PER UNIT	TOTAL MANHOURS	COMMENTS
Permitting/Environmental							
Permit Prep. and Coordination							
SJRWMD - ERP Permit		Project	0		0.00	0.00	
SJRWMD - Dredge/Fill Permit		Project	0		0.00	0.00	
FDEP Permit		Project	1		0.00	0.00	
Fla. Dept. of Natural Resources		Project	0		0.00	0.00	
Corps of Engineers		Project	0		0.00	0.00	
Fla. Dept. of Transportation		Project	0		0.00	0.00	
City Development Permit		Project	1		20.00	20.00	10-set review response to comments
NPDES Permit		Project	0		0.00	0.00	
Wetland Staking		Project	0		0.00	0.00	
Mitigation Design		Project	0		0.00	0.00	
SJRWMD Meeting		Each	0		0.00	0.00	
Cost Estimate for Tree Permit		L.S.	0		0.00	0.00	
PERMITTING AND ENVIRONMENTAL TOTALS						20.00	

MCVEIGH&MANGUM
ENGINEERING · INC
now IMEG

January 16, 2023

Mr. Fernando Navarrete
AECOM
110 East Broward Blvd.
Suite 700
Fort Lauderdale, FL 33301

Re: LaSalle Street Drainage Improvements (Final Design)
Jacksonville, FL

Dear Mr. Navarrete:

We appreciate this opportunity to present a proposal to provide engineering services for the above-referenced project.

DESCRIPTION OF PROJECT

The project consists of miscellaneous structures at the site of the new stormwater pumping as part of a design build project to improve drainage in the San Marco area.

SCOPE OF WORK

The scope of work is to provide structural engineering services for the design and production of construction documents after the 60% effort. This effort will include 90% design and drawings along with 100% design and drawings. Our fee assumes design meetings will be web conference and will be held no more than once every other week during the design phase lasting no more than 4 months. Construction phase services are a separate contract.

Structural design services will include foundation plans, framing plans, sections, and details for the following items:

- Miscellaneous Structures:
  - Transformer Pad and stairs
  - Generator Pad
  - MCC Pad and Building and stairs
  - Concrete Pad under the road protecting the discharge pipe

SERVICES NOT INCLUDED IN BASIC FEE

The following items are not included in the basic services outlined herein: any activities beyond document preparation and construction phase services outlined above; project representation and construction observation on a full-time basis, or to any greater degree than that described herein; work by other architectural and engineering disciplines other than listed above; changes to the project design at the direction of the owner if the direction for such change requires revision to prior approved design; threshold or special inspections; pre-engineered product design such as prefabricated metal buildings, wood trusses and steel joists; site structures; design of temporary or permanent shoring or tie-back systems; lightgage metal design; curtain wall systems or their connections to structure; tilt-up concrete wall design / embed

drawings unless specifically included in scope of work herein; fire protection drawings other than outlined herein; commissioning or site photometrics verification services unless specifically included in the scope of work herein; specialty piping such as medical gas, compressed air, fluid handling systems, vehicle exhaust collection systems, etc. unless specifically included in scope of work herein; design effort for emergency generators or chilled water plants unless specifically included in the scope of work herein; design services and documentation required for LEED / Green Building certification; alternate designs; as-built documentation; Revit modeling beyond LOD 300 (as defined by BIMForum) for structural modeling and beyond LOD 200 for other discipline modeling; delivery of construction document CAD or Revit files, except for the design teams sole use; reproduction of bid documents, electronically submitted shop drawings, permit documents, or multiple review sets; design updates necessary to accommodate building code revisions which would be unreasonable to expect to anticipate at the onset of design; or rational analysis, special inspection and commissioning of smoke evacuation systems.

FEE

Compensation for our services as outlined above shall be a lump sum fee as follows:

	Construction Documents
Structural Engineering:	
Final Design	$30,183.00

Site Observations, in addition to the number stated in the scope of work outlined above, and any additional services outside the scope of work outlined above shall be charged on the basis of our standard hourly rates in effect at the time the additional services are performed. The standard hourly rates are currently as follows:

Principal	$232.85
Department Manager/Technical Expert	$176.25
Senior Engineer	$123.43
Lead Engineer/Sr. Designer	$109.15
Engineer/Designer	$106.72
Jr. Engineer/Designer	$89.20
BIM/CADD Operator	$80.58
Administrative	$52.82

Invoicing for services will be monthly. The proposed financial arrangements are on the basis of prompt payment of invoices and the orderly and continuous progress of the project. If basic services have not been completed within 24 months of the date of this proposal, through no fault of IMEG Corp., the engineering fee shall be equitably adjusted.

REIMBURSEMENT EXPENSES

Direct expenses incurred by the engineer over $50.00 shall be considered reimbursable expenses and invoiced based on actual cost-plus fifteen percent (15%).

CONSTRUCTION OBSERVATION

Since exhaustive or continuous project review and observation services are outside our scope of services, we do not guarantee the performance of, and have no responsibility for, the acts or omissions of any contractor, subcontractor, supplier or any other entity furnishing materials or performing any work on the project.

TERMS AND CONDITIONS

PURSUANT TO SECTION 558.0035 FLORIDA STATUTES, THE CONSULTANT'S CORPORATION IS THE RESPONSIBLE PARTY FOR THE PROFESSIONAL SERVICES IT AGREES TO PROVIDE UNDER THIS AGREEMENT. NO INDIVIDUAL PROFESSIONAL EMPLOYEE, AGENT, DIRECTOR, OFFICER OR PRINCIPAL MAY BE INDIVIDUALLY LIABLE FOR NEGLIGENCE ARISING OUT OF THIS CONTRACT.

Unless the Architect submits another contract prior to our commencing work, the articles of AIA Document C401 - 2017, "Standard Form of Agreement Between Architect and Consultant," shall be part of this letter agreement, except as modified above and as follows:

- Delete Article 1.1, and all references to the Prime Agreement except Section 7.1, Article 9 and Section 11.6.
- Delete Section 3.1: Engineering fees are only for the scope of work and manner of performance stated in this letter agreement. The "portion of the Project" is as described herein. If the Prime Agreement or AIA Document E203 and G202 are made a part of this letter agreement, the Consultant's fees may be adjusted.
- Delete Section 5.5 and Article 6 unless cost estimates are included in scope of services herein.
- Delete all references to arbitration in Article 8.
- Causes of action between the parties to this Agreement pertaining to acts or failures to act shall be deemed to have accrued and the applicable statutes of limitations shall commence to run on the date when the engineering services are substantially completed.
- The Architect and Consultant mutually agree to waive all claims for indirect, incidental, special and consequential damages arising from or related to the services described herein.
- In the absence of a Prime Agreement the Termination and Suspension of services shall be in accordance with AIA B101 Article 9, except all references to "Owner" shall be replaced with the term "Architect" and all references to "Architect" shall be replaced with the term "Consultant".
- The Architect shall provide the Consultant with AutoCAD and/or Revit compatible drawing files of all project floor plans for use in preparing the Consultant's drawings.
- If Architect disputes any part of an invoice or any service covered by an invoice, the Architect will notify Consultant in writing of such dispute within 30 calendar days of the date of such invoice.
- The Architect shall pay the Consultant in proportion to amounts received from the Owner, which are attributable to the Consultant's services rendered. The Architect agrees to promptly invoice their client for all Consultant services rendered and invoiced to the Architect and pursue all reasonable efforts to collect sums due to Consultant. Consultant services may be suspended if payment of any invoice has not been received within 90 calendar days of the date of the invoice In any event, Consultant is not obligated to provide a completed, sealed set of design documents until payment for its services is received.
- The Architect shall provide the Consultant one complete set of final construction documents for use during the construction phase of the project.
- Our fees assume the Architect has a standard of care clause with the owner similar to the following with a minimum percentage of 2 percent of Consultant's scope of work costs. If not, Consultant shall be notified, and the Consultant's fees may be adjusted.

Standard of Care: *Professional Services provided by the Design Professionals will be conducted in a manner consistent with that level of care ordinarily and normally exercised by licensed architects and engineers practicing in the state of the project. The Owner agrees that a contingency in the amount of two percent (2%) of the cost of the work be established, as required, for changes that may be required because of possible omissions, ambiguities, or inconsistencies in plans and specifications.*

The Design Professional shall obtain and maintain the following insurance coverages: Commercial General Liability, Automobile Liability, Umbrella/Excess Liability, Workers Compensation/Employer's Liability, and Professional Liability. Certificates of insurance will be provided to the Client upon request. When stipulated by the Parties, Commercial General Liability, Automobile Liability, Umbrella/Excess Liability, Workers Compensation/Employer's Liability shall be written or endorsed to include named additional insureds, primary/non-contributory coverage, and other coverages subject to all terms, exclusions and conditions of the policies and any limitations as to coverage amounts as agreed upon by the Parties.

This proposal will remain open for acceptance for a period of six (6) months from the above date. If the information herein meets with your approval, please sign where indicated below and return a copy of this letter as our authorization to proceed. Notwithstanding the foregoing sentence, if you or members of your firm engage our firm in engineering design services for the referenced project, either verbally or by actions, which imply acceptance of this proposal such as providing us drawings, requesting engineering information, etc., without returning a signed copy of this proposal, acceptance of <u>all</u> conditions of this proposal will be implied.

Sincerely,

Tim W. Owen, P.E., LEED AP
For: IMEG Corp

Accepted this _____day of _____, 2023.

By: _____
For: AECOM

Exhibit B
CONTRACT FEE SUMMARY FORMAT FOR ENGINEERING DIVISION
CITY OF JACKSONVILLE, FLORIDA

PART I - GENERAL

1. Project LaSalle Street Drainage Improvements Orignal Contract - Final Design	**2. Proposal No. / Contract No.** CDB-0012-21
3. Name of Consultant orSubconsultant: McVeigh and Mangum Engineering, now IMEG	**4. Date of Proposal** January 16, 2023

PART II - LABOR RELATED COSTS

5. Direct Labor (Reimbursable)	Hourly Rate	Estimated Hours	Estimated Cost	TOTAL
Principal	$ 86.40	8	$ 691.20	
Project Manager	$ 65.40	16	$ 1,046.40	
Sr Engineer	$ 45.80	24	$ 1,099.20	
Engineer of Record	$ 45.80	24	$ 1,099.20	
Design Engineer	$ 39.60	100	$ 3,960.00	
Revit Operator	$ 29.90	100	2,990.00	
Admin	$ 19.60	16	313.60	
TOTAL DIRECT LABOR	$ 38.89	288		$ 11,199.60
6. Overhead (Combined Fringe Benefit & Administrative) Overhead Rate	**145 %** x Total Direct Labor			$ 16,239.42
7. SUBTOTAL: Labor + Overhead (Items 5 & 6)				**$ 27,439.02**
8. PROFIT: Labor Related Costs (Item 7)	x	**10%**		$ 2,743.90

PART III - OTHER COSTS

9. Miscellaneous Direct Costs (Lump Sum)		
Printing	$ 0.00	
Transportation & Shipping	$ 0.00	
	$	
MISCELLANEOUS DIRECT COSTS SUB-TOTAL		$ -
10. SUBCONSULTANTS (Lump Sum)		
	$	
	$	
SUB-CONTRACT SUB-TOTAL (Reimb/NTE)		$ -
11. SUBCONTRACTS (Reimbursable/Not to Exceed)		
	$	
	$	
	$	
	$	
	$	
	$	
	$	
SUB-TOTAL REIMBURSABLES		$ -

PART IV - SUMMARY

TOTAL AMOUNT OF CONTRACT (Lump Sum Plus Reimbursables) (Items 5, 6, 8, 9, 10, and 11)	**$ 30,183**
12. TOTAL PRIOR CONTRACT AMOUNT	N.A.
TOTAL AMENDED CONTRACT AMOUNT	N.A.

EXHIBIT C

Eng Engineering Inc

100% and Construction Phase Services

LaSalle Street Scope of Work to 100%

Task Electrical Engineering

a. Finalizing with COJ and JEA the new location of incoming electrical service
b. Finalizing of equipment and revisions in electrical room.
c. Finalizing specifications
a. Attend weekly coordination meeting with AECOM with electrical support.

Services During Construction

1. Review shop drawings requiring electrical review.
2. Addressing Requests for Information on electrical
3. Perform site visits to inspect work progress and installation.

EXHIBIT C

Exhibit B

CONTRACT FEE SUMMARY FORMAT FOR ENGINEERING DIVISION

CITY OF JACKSONVILLE, FLORIDA

PART I - GENERAL

1. Project LaSalle Street Drainage Improvements Orignal Contract	**2. Proposal No. / Contract No.** CDB-0012-21
3. Name of Consultant orSubconsultant: Eng Engineering Inc 100% Design	**4. Date of Proposal** February 10, 2023

PART II - LABOR RELATED COSTS

5. Direct Labor (Reimbursable)	Hourly Rate	Estimated Hours	Estimated Cost	TOTAL
Principal/PM	$ 100.00	80	$ 8,000.00	
Design Manager			$ 0.00	
Civil Engineer IV			$ 0.00	
Civil Engineer III			$ 0.00	
Civil Engineer II			$ 0.00	
Civil Engineer I			$ 0.00	
Sr. Structural Engineer			$ 0.00	
Structural Engineer II			$ 0.00	
Structural Engineer I			$ 0.00	
Sr. Mechanical Engineer			$ 0.00	
Mechanical Engineer IV			$ 0.00	
Electrical Engineer IV	$ 60.00	160	$ 9,600.00	
Mechanical Engineer III			$ 0.00	
Mechanical Engineer II			$ 0.00	
Sr. CADD Designer			$ 0.00	
CADD Designer			$ 0.00	
CADD Technician			$ 0.00	
Sr. QA/QC			$ 0.00	
Sr. Administrative/Accounting			$ 0.00	
Project Controls			$ 0.00	
TOTAL DIRECT LABOR		240		$ 17,600.00
6. Overhead (Combined Fringe Benefit & Administrative) Overhead Rate		**150 %** x Total Direct Labor		$ 26,400.00
7. SUBTOTAL: Labor + Overhead (Items 5 & 6)				**$ 44,000.00**
8. PROFIT: Labor Related Costs (Item 7)		x	**10%**	$ 4,400.00

PART III - OTHER COSTS

9. Miscellaneous Direct Costs (Lump Sum)		
Printing	$ 0.00	
Transportation & Shipping	$ 0.00	
	$	
MISCELLANEOUS DIRECT COSTS SUB-TOTAL		$ -
10. SUBCONSULTANTS (Lump Sum)		
	$	
	$	
SUB-CONTRACT SUB-TOTAL (Reimb/NTE)		$ -
11. SUBCONTRACTS (Reimbursable/Not to Exceed)		
	$	
SUB-TOTAL REIMBURSABLES		$ -

PART IV - SUMMARY

TOTAL AMOUNT OF CONTRACT (Lump Sum Plus Reimbursables) (Items 5, 6, 8, 9, 10, and 11)	**$ 48,400.00**
12. TOTAL PRIOR CONTRACT AMOUNT	N.A.
TOTAL AMENDED CONTRACT AMOUNT	N.A.

EXHIBIT C

ETM
VISION • EXPERIENCE • RESULTS

www.etminc.com
tel 904-642-8550 • fax 904-642-4165
14775 Old St. Augustine Road • Jacksonville, Florida 32258

January 27, 2023

AECOM
c/o Mr. Fernando Navarrete, PhD, P.E.
Senior Project Manager
Water Business Line
7650 W. Courtney Campbell Causeway
Tampa, FL 33607
Tel: 352-638-5320
Email: Fernando.navarrete@aecom.com

Reference: ***LaSalle Street Drainage Improvements Pump Station Phase 1 ~ Additional Subsurface Utility Services***

Dear Mr. Navarrete,

Pursuant to your request, ETM Surveying & Mapping, Inc., is pleased to submit a fee proposal for surveying services for the LaSalle Street Drainage Improvement Pump Station Phase 1 project, as located westerly of Hendricks Avenue and northerly of Landon Avenue in Jacksonville. Florida. Our proposed scope of services and fee schedule are as follows:

Subsurface Utility Services – Supplemental Test Holes

Provide subsurface utility services for the sanitary service lines as depicted on attached graphic known hereto as "Exhibit A". Using our vacuum excavation truck, we will provide 7 additional VVH's (Verification of Vertical and Horizontal), as directed by the engineer of record for obtaining confirmation the sanitary service lines and depths (to top of service or pipe) sufficient for engineering design purposes and will meet ASCE 38-02 Level A standards. Restoration of said test holes will be limited to limits of excavation. We estimate that we will complete 3 to 4 test holes per day on average. This scope of services also includes surveying all designated utilities and VVH's. The deliverable will consist of finalized test hole reports and finalized sketches of the utility designation and digital data files of the survey suitable for civil engineering design.

Utility Test Holes:
Coordination & Office Support ..... $ 1,032.61
Utility Designating ..... $ 1,510.16
7 Utility Test Holes (Hard Cover, $450 each)..... $3,150.00

Surveying Services:
Cadd & Office Support / QC ..... $ 1,350.82
Survey Crew ..... $ 1,846.08

*****Lump Sum Fee $8,889.67***

*****See attached Exhibit A for City of Jacksonville Contract Fee Summary***

Items Not Included

Boundary Survey
Jurisdictional Wetlands Survey
Document Processing for Recordation
Tree Survey
Sketch and Legal Description
Mean High Water Line Survey
Topographic Survey
Title Review
Construction Layout
As-Built Survey
Plat Preparation
County Plat Review
Plat Processing for Recordation

Cost such as additional printing and delivery services will be invoiced at direct cost plus 15%. Fees outlined hereon are valid for a period of 90 days from the above referenced date.

Please indicate your agreement with this proposal and the attached General Conditions by signing in the space provided and return one copy to our office.

If you should have any questions or need additional information, please call. Thank you for this opportunity to be of professional service.

Sincerely,

ETM SURVEYING & MAPPING, INC.

Barry L. Scott
Director of Survey Operations

Accepted this _____day

of _____,2023.

By: _____
Signature

_____
Print Name and Title

_____
Company

Attachments: General Conditions

GENERAL CONDITIONS

PAYMENT TERMS - Payment is due upon receipt of our invoice. If payment is not received within thirty days from the Invoice date, Client agrees to pay a finance charge on the principal amount of the past due account of one and one-half percent per month. If one and one-half percent per month exceeds the maximum allowed by law, the charge shall automatically be reduced to the maximum legally allowable.

In the event Client requests termination of the services prior to completion, the Client shall pay all charges incurred through the date services are stopped. If during the execution of the services, ETM Surveying & Mapping, Inc. is required to stop operations as a result of changes in the scope of services such as requests by the Client or requirements of third parties, additional charges will be applicable.

Client agrees to pay mobilization charges for any work ordered when, upon arrival of survey crew, job site is not prepared for crew to properly perform scope of services.

INSURANCE - ETM Surveying & Mapping, Inc. maintains Workers' Compensation and Employer's Liability Insurance in conformance with applicable state law. In addition we maintain Comprehensive General Liability Insurance and Automobile Liability Insurance with bodily injury and property damage limits of $1,000,000. A certificate of insurance can be supplied evidencing such coverage which contains a clause providing that ten days written notice be given prior to cancellation.

Cost of the above coverage is included in our quoted fees. If additional coverage or increased limits of liability are required, ETM Surveying & Mapping, Inc. will endeavor to obtain the requested insurance and charge separately for costs associated with additional coverage or increased limits.

STANDARD OF CARE - The only warranty or guarantee made by ETM Surveying & Mapping, Inc. in connections with the services performed hereunder, is that we will use that degree of care and skill ordinarily exercised under similar conditions by reputable members of our profession practicing in the same or similar locality. No other warranty, expressed or implied, is made or intended by our proposal for surveying services or by our furnishing oral or written reports.

LIMITATION OF LIABILITY - To the fullest extent permitted by law, and notwithstanding any other provision of this Agreement, the total liability, in the aggregate, of ETM Surveying & Mapping, Inc. and its officers, directors, partners, employees, agents and subconsultants, and any of them, to the Client and anyone claiming by, through or under the Client, for any and all claims, losses, costs or damages of any nature whatsoever arising out of, resulting from or in any way related to the Project or the Agreement from any cause or causes, including but not limited to the negligence, professional errors or omissions, strict liability, breach of contract or warranty, express or implied, of ETM Surveying & Mapping, Inc. and its officers, directors, employees, agents or subconsultants, or any of them, shall not exceed the total compensation received by ETM Surveying & Mapping, Inc. under this Agreement, or the total amount of $50,000.00, whichever is less.

If Client prefers to have higher limits on professional liability, ETM Surveying & Mapping, Inc. agrees to increase the limits up to a maximum of $500,000 upon Clients written request at the time of accepting this proposal provided that the Client agrees to pay an additional charge as a result of such increase.

ENVIRONMENTALLY PROTECTED LANDS - ETM Surveying & Mapping, Inc. shall not be held liable or responsible for the location or lack of location of any areas within a job site that are considered environmentally protected or are restricted by City, County, State or Federal restrictions. ETM Surveying & Mapping, Inc. will, however, at the Client's request and expense locate such areas if they have been so designated with flagging by an environmental consultant and/or governmental authority. It is further understood that the Client shall be responsible for any permitting required in these areas and shall hold ETM Surveying & Mapping, Inc. harmless for any losses or liabilities resulting from such permitting or regulatory action.

RIGHT-OF-ENTRY - Client shall be responsible for obtaining rights of entry for ETM Surveying & Mapping, Inc.'s employees to any properties included in this contract for purposes of performing scope of work duties. We will take reasonable precautions to minimize damage to the property caused by our operations, but we have not included in our fee the cost of restoration of damage which may result. If Client desires us to restore the property to its former condition, we will accomplish this and add the cost to our fee.

GOVERNING LAW - This agreement shall be governed in all respects by the laws of the State of Florida.

CONSTRUCTION LAYOUT - It is understood by the Client that ETM Surveying & Mapping, Inc. shall not be held liable for any errors in layout or construction work when the original stakes or points have been destroyed or disturbed in any way.

It is further understood that the Client shall be responsible for furnishing ETM Surveying & Mapping, Inc. with approved plans and specifications and/or revised plans and specifications for such layout and/or construction work and shall have a construction supervisor or authorized agent approve any and all field changes or modifications to such plans with a written statement.

ZONING RESTRICTIONS AND EASEMENT - ETM Surveying & Mapping, Inc. shall be held harmless for the location or lack of location of any easements, building setback lines or special restriction lines unless documents such as Title Opinions and/or Restrictive Covenants accurately describing such easements or lines have been supplied to us with sufficient time to review such documents.

OWNERSHIP OF DOCUMENTS - All documents, including, but not limited to drawings, specifications, reports, field notes, calculations and estimates, prepared by ETM Surveying & Mapping, Inc. as instruments of service pursuant to this Agreement, shall be the sole property of ETM Surveying & Mapping, Inc. Client agrees that all documents of any nature furnished to Client or Client's agents or designees, if not paid for, will be returned upon demand and will not be used by Client for any purpose whatsoever. Client further agrees that under no circumstances shall any documents produced by ETM Surveying & Mapping, Inc., pursuant to this Agreement be used at any location or for any project not expressly provided for in this Agreement without the written permission of ETM Surveying & Mapping, Inc.

SAFETY - Should ETM Surveying & Mapping, Inc., provide periodic observations and surveying services at the job site during construction, Client agrees that, in accordance with generally accepted construction practices, the contractor will be solely and completely responsible for working conditions on the job site, including safety of all persons and property during the performance of the work and compliance with OSHA regulations, and that these requirements will apply continuously and not be limited to normal working hours.

INDEMNIFICATION - In addition, and notwithstanding any other provisions of this Agreement, the Client agrees, to the fullest extent permitted by law, to indemnify and hold harmless ETM Surveying & Mapping, Inc. and its directors, employees, agents and subconsultants from and against all damage, liability or cost, including reasonable attorneys' fees and defense costs, arising out of or in any way connected with this project or the performance by any of the parties above named of the services under this Agreement, excepting only those damages, liabilities or costs attributable to the sole negligence or willful misconduct of ETM Surveying & Mapping, Inc.

PURSUANT TO FLORIDA STATUTES SECTION 558.0035(2013), AN INDIVIDUAL EMPLOYEE OR AGENT MAY NOT BE HELD INDIVIDUALLY LIABLE FOR NEGLIGENCE.

MUTUAL WAIVER OF CONSEQUENTIAL DAMAGES – In no event shall either party hereunder be liable to the other party for punitive, speculative, consequential or special damages of any kind.

ASSIGNABILITY - Client and ETM Surveying & Mapping, Inc., respectively bind themselves, their successors and assigns to the other party to this Agreement and to the successors and assigns of such other party with respect to all covenants of this Agreement. Neither Client nor ETM Surveying & Mapping, Inc. shall assign this Agreement without the prior written consent of the other party.

SEVERABILITY AND SURVIVAL – If any of the provisions contained in this Agreement are held invalid, illegal, or unenforceable, such invalidity, illegality or unenforceability will not affect any other provision, and this Agreement will be construed as if such invalid, illegal, or unenforceable provision had never been contained herein.

INTEGRATION - This Agreement represents the entire and integrated Agreement between Client and ETM Surveying & Mapping, Inc. and supersedes all prior negotiations, representations or Agreements, either written or oral. This Agreement may be amended only by written instrument signed by both parties.

THIRD PARTY BENEFICIARY - Nothing contained in this Agreement shall create a contractual relationship with or a cause of action in favor of a third party against either Client or ETM Surveying & Mapping, Inc.

Exhibit A
CONTRACT FEE SUMMARY FORMAT FOR ENGINEERING DIVISION
CITY OF JACKSONVILLE, FLORIDA

PART I - GENERAL

1. Project Lasalle Street Pump Station	**2. Proposal No. / Contract No.** CDB-0012-21 / TBD
3. Name of Consultant orSubconsultant: ETM Surveying & Mapping, Inc. (Phase 1 Supplemental SUE Servic	**4. Date of Proposal** January 27, 2023

PART II - LABOR RELATED COSTS

5. Direct Labor (Reimbursable)	Hourly Rate	Estimated Hours	Estimated Cost	TOTAL
SUR Chief Surveyor	$ 67.50	1	$ 67.50	
SUR Project Surveyor	$ 42.60	2	$ 85.20	
SUR Survey Analyst 3 (Senior)	$ 35.58	2	$ 71.16	
SUR SUE Analyst 3 (Senior)	$ 46.04	4	$ 184.16	
SUR Survey Analyst 2 (Junior)	$ 23.30	8	$ 186.40	
SUR SUE Analyst 2 (Junior)	$ 20.40	8	$ 163.20	
SUR Clerical	$ 22.07	2.0	$ 44.14	
SUR Party Chief	$ 27.54	10	$ 275.40	
SUR Survey Technician 2 (Junior)	$ 18.18	10	$ 181.80	
SUR Survey Technician 1 (Entry)	$ 16.38	10	$ 163.80	
SUR SUE Technician 3 (Senior)	$ 35.01	10	$ 350.10	
SUR SUE Technician 2 (Junior)	$ 21.28	0	$ 0.00	
SUR SUE Technician 1 (Entry)	$ 15.79	10	$ 157.90	
			$ 0.00	
TOTAL DIRECT LABOR	$ 25.07	77		$ 1,930.76
6. Overhead (Combined Fringe Benefit & Administrative) Overhead Rate	170.25 % x Total Direct Labor			$ 3,287.12
7. SUBTOTAL: Labor + Overhead (Items 5 & 6)				**$ 5,217.88**
8. PROFIT: Labor Related Costs (Item 7)		x	**10%**	$ 521.79

PART III - OTHER COSTS

9. Miscellaneous Direct Costs (Lump Sum)				
Estimated Test Holes (Soft Cover)	$350 per		$	
Estimated Test Holes (Hard Cover)	$450 per	7	$ 3,150.00	$ 3,150.00
Estimated MOT	$350 per		$	
MISCELLANEOUS DIRECT COSTS SUB-TOTAL				$ 3,150.00
10. SUBCONSULTANTS (Lump Sum)				
			$	
			$	
SUB-CONTRACT SUB-TOTAL (Reimb/NTE)				$ -
11. SUBCONTRACTS (Reimbursable/Not to Exceed)				
			$	
			$	
			$	
SUB-TOTAL REIMBURSABLES				$ -

PART IV - SUMMARY

TOTAL AMOUNT OF CONTRACT (Lump Sum Plus Reimbursables) (Items 5, 6, 8, 9, 10, and 11)	**$ 8,889.67**
12. TOTAL PRIOR CONTRACT AMOUNT	N.A.
TOTAL AMENDED CONTRACT AMOUNT	N.A.

Billed by Time and Material
Please reference project clarifications

AECOM
SCOPE OF SERVICES
ENGINEERING DURING CONSTRUCTION (EDC)
LASALLE STREET DRAINAGE IMPROVEMENTS, SAN MARCO NEIGHBORHOOD
(PHASE I - DOWNSTREAM OF PUMP STATION)
CITY OF JACKSONVILLE, FLORIDA

1.0 INTRODUCTION

The LaSalle Street Drainage Improvements project requires the repair, replacement and installation of the main collection system and the construction of a new pump station within the historic San Marco neighborhood as described in the previous proposals.

The LaSalle Street outfall drainage basin (LaSalle Basin) consists of 149 acres, which includes both residential and commercial areas. The LaSalle Basin watershed is bordered by the St. Johns River to the west, Landon Avenue to the South, Nira and Cedar Streets to the north, and the CSX railroad to the east. **Figure 1** below shows the limits of the drainage basin and the existing stormwater pipe network in a GIS Data map.

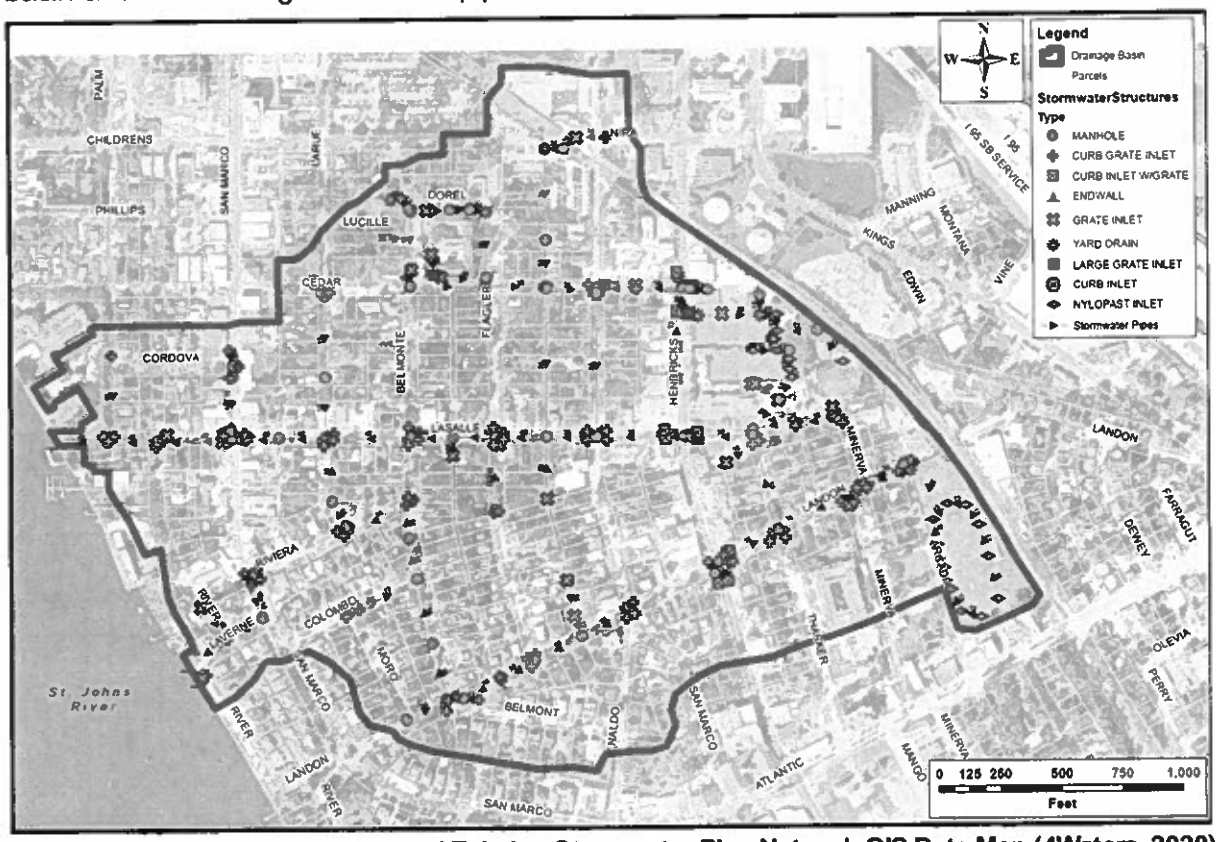

Figure 1 LaSalle Drainage basin and Existing Stormwater Pipe Network GIS Data Map (4Waters, 2020)

The current 60% design includes the following stormwater improvements for the LaSalle Basin:

1. Increasing the existing stormwater collection system pipe diameter up to 60".
2. Installation of backflow preventers at all outfalls connected to the gravity drainage system.
3. A weir structure in a manhole at the intersection of Landon Ave and Moro Ave.
4. A new stormwater pump station with a total discharge capacity of 112 cfs with 5 pumps (4 duty and 1 standby)
5. Construction of the necessary bulkhead modifications to accommodate the 48" proposed stormwater pumping station force main.

2.0 SCOPE OF WORK

The intent of this Scope of Work (SOW) is to conduct the Engineering During Construction (EDC) of Phase I for the LaSalle Street drainage improvements. Per the City's request, the project has been divided into two phases. Phase I includes work to related to the pump station and associated force main to the outfall at the St. Johns River. Phase I also includes the storm drainage between the St. Johns River and the pump station site. Phase II (P2) includes drainage design for the remainder of scenario #5 drainage for which the design is currently underway. The proposal for the EDC for Phase II will be presented in a future proposal.

3.0 WORK BREAKDOWN STRUCTURE

The EDC Services as defined in this SOW shall include, but not be limited to:

- Provide Engineering to examine design critical components throughout construction and provide technical assistance when requested by Haskell;
- Attendance at Construction Meetings to discuss and resolve with the Construction Management Services (CMS), Construction Contractor and the City personnel items that are of concern to the team in completing the project;
- Review and assist Haskell in responding to shop drawings submittals, Requests for Information (RFIs), Quality assurance documents, Value Engineering (VE) Proposals and Submittals;
- Review of Testing Results, Quality Control and Quality Assurance manuals and programs, Surveys, As-built drawings, close-out documentation, and other documents prepared by the contractor, the CMS firm and the Quality Assurance firm.
- Provide fully incorporated Record Drawings (in AutoCAD) based on contractor certified as-built information (i.e. red-line drawings). A Record Drawing is described as follows:

1. The "record/as-built" drawing is a compiled representation of the constructed Project;
2. A listing of the sources and the basis of information used in the preparation of the "record/as-built" drawing; and
3. The drawing is believed to be correct to the best of the engineer's knowledge.

Costs for each individual task are shown in Exhibit B. The portion of the work and the pump station portion of the work have been separated in attachments. Exhibit B for the pump station also contains attachments for each individual task, outlining the expected hours and costs for each AECOM individual.

Task 1 - Engineering During Construction (EDC)

AECOM will provide EDC throughout the duration of the construction period for the Project. AECOM's responsibilities include clarification of design components and review of technical submittals for compliance with the design and construction contract. This also includes providing additional design details of building components for use by the construction contractors, clarification and timely resolution of discrepancies in the drawings, review of building materials and equipment to be incorporated into the work, providing design drawings of changes required for completion of the Project.

Coordination activities also include project documentation, correspondence, meeting minute preparation, internal AECOM required reporting, accounting functions including A/R and A/P, subcontractor coordination, Haskell/City required reporting, and funding requirement reporting.

AECOM will assist the Contractor by attending the Project Construction Coordination Meetings held biweekly. Additional meetings during the course of the construction effort may be called by the City and/or the contractor.

The following meetings are anticipated as part of this task:

- Internal weekly coordination MS Teams meetings
- Biweekly progress meetings

Key understanding:

1. Internal coordination meetings conducted via MS Teams/virtual platform.
2. All meetings will have the capability to be conducted via MS Teams/virtual platform. AECOM will have one in-person present at biweekly meetings.

Deliverables:

1.1 Monthly Invoice and Monthly Status Report
1.2 General Recordkeeping and Documentation
1.3 Closeout Reporting and Documentation

Task 2 – Submittal and Correspondence Review

The Contractor's Project Manager (CPM) will be required to follow the City's procedures with regard to submittals of shop drawings, RFIs and any other submittals made by the contractor. AECOM will coordinate with the CPM to ensure that it will have the opportunity to review these submittals according to the following review description and schedule.

- **Shop Drawings** – AECOM will review shop drawing submittals to confirm the intended design. Following the review, AECOM shall return to the CPM any comments along with approval, rejection or request for revisions within fifteen (15) working days from receipt.
- **Requests for Information (RFI)** – AECOM shall review RFIs and provide a response to the RFI to the CPM within fifteen (15) working days following receipt.
- **Quality Assurance Review of Test Data** – AECOM will perform a Quality Assurance review of test data supplied by the CPM. AECOM will not be required to perform additional testing.

Key understanding:

1. The cost estimate is based on a 72-week construction period including submittal review and close out. If the project extends beyond 72-week construction total time AECOM will provide a WO revision. The cost estimate is also based on 169 submittals based on the current submittal log and 60 RFIs assumed reviews.
2. AECOM will not have an Engineer on site during construction.
3. Notwithstanding any other provision in the contract documents, AECOM will complete this project in a reasonable and prudent manner in accordance with the customary standards of care and diligence practiced by firms performing the same or similar services under similar conditions in similar localities.
4. Any reuse of AECOM prepared documents, except for the specific purpose intended hereunder, will be at the sole risk of the user and without liability or legal exposure to AECOM or its subcontractors.
5. AECOM's submittal responsibilities include coordinating with multiple disciplines when required, and/or the contractor and/or supplier to ensure a timely approved submittal response.
6. AECOM's submittal responsibilities include a maximum of one (1) resubmittal.
7. RFI responses may require CAD work, sketches, or drawing revisions. AECOM has included CAD design time for these responses.

Deliverables:

2.2 Review and response comments to the Submittals, RFIs and QA reviews, in electronic format.

Task 3 – Construction Observations

AECOM will provide staff with the appropriate expertise and experience for the given nature of the Project work. The responsibilities of the staff include observation of the construction of the Project periodically and reporting the results of these observations to the EOR. Construction Observation is divided into the following areas of specialty.

Task 3.1 – Civil Review – AECOM will provide civil observations to confirm the intended design during construction. The activities shall include, but are not limited to, the following:

a) Provide a review of construction activities and reports, QC and QA activities and reports and construction activities within the construction contractor's work area for confirmation of the intended design during construction, including the following:
   - Erosion and sedimentation control measures and proper construction sequencing;
   - Clearing and stripping designated areas;
   - Removal of unsuitable material during grading;
   - Subgrade preparation;
   - Material testing;
   - Suitability of materials to meet specified design criteria;
   - Processing, placement and compaction of fill material;
   - Field density tests for compaction control;
   - Soils and concrete testing data;
   - Review soils classifications relative to appropriate proctor values;
   - Daily testing reports;
   - Concrete delivery, placement and testing;Concrete test reports, and
   - CMS daily inspection reports.

b) Reviews and assistance in maintaining the on-site "red-line as-builts" to verify the drawings reflect the work in-place and the Project design.

c) Participate during the Substantial Completion and Final Completion inspections.

Task 3.2 – Structural, Mechanical, Electrical and Instrumentation Review – AECOM will provide structural, mechanical, electrical and instrumentation site observations to confirm the intended design during construction. The activities shall include, but are not limited to, the following:

a) Participate in key construction observations of structural, mechanical, electrical and instrumentation components to confirm the intended design during construction, including:
   - Review foundation subgrade;
   - Spot check review of rebar installation;

- Spot check review of concrete pours;
- Spot check review of precast concrete construction at manufacturer's facility;
- Spot check structural backfill placement, etc.;
- Observation of equipment vibration and alignment testing.

b) Reviews and assistance in maintaining the on-site "red-line as-builts" to verify the drawings reflect the work in-place and the Project design.

c) Witness of structural testing to verify conformance to the Contract Documents.

d) Witness of mechanical, electrical and instrumentation installations and testing to verify conformance to the Contract Documents.

e) Participate during the Substantial Completion and Final Completion inspections.

f) Review all close out documentation information pertinent to the discipline (i.e. Operation & Maintenance (O&M) Manuals)

Key understanding:

1. The cost estimate is based on a 72-week construction period. General construction observations will be conducted by the EORs for the different disciplines. In support of specific critical construction milestones or elements specialty observations including 8 structural on-site inspections, 8 mechanical inspections and 2 Instrumentation construction observations.

2. AECOM will provide construction observation reports in a reasonable and prudent manner in accordance with the customary standards of care and diligence practiced by firms performing the same or similar services under similar conditions in similar localities.

Deliverables:

3.2.1 Construction observation reports in electronic format

Task 4 – Project Closeout, Commissioning and Start-up

➢ **Substantial Completion**

The EOR will be present for any Substantial Completion inspection scheduled by the CMS firm. The EOR will provide a review of the As-built drawings and provide a written recommendation to the CMS firm and Haskell along with any comments. The EOR will review as-built survey information obtained by the CMS firm or Haskell to verify the construction contractor's work.

➢ **Final Inspection and Start-up Closeout**

The EOR will attend a Final Inspection of the Project to be scheduled by the CMS firm. Once all of the EOR's comments have been addressed, AECOM shall prepare and issue signed and sealed Record Drawings. AECOM will review the operation manuals and be present during Start-up.

Key understandings:

1. AECOM will not be required to perform any survey under this Work Order.
2. The cost estimate is based on one substantial completion inspection and one Final inspection.
3. AECOM will be present for one start up meeting.
4. Haskell will be responsible for maintaining up to date redline record drawing set on site.

Deliverables:

3.3.1 Signed and sealed Record Drawings.

4.0 SCHEDULE

Overall project construction schedule from NTP to completion of construction of Phase I of the project is 72 weeks.

5.0 NOTICE TO PROCEED

No work on this project shall be performed until a contract has been executed and Notice to Proceed is issued which specifically authorizes such work.

EXHIBIT C

Exhibit B
CONTRACT FEE SUMMARY FORMAT FOR ENGINEERING DIVISION
CITY OF JACKSONVILLE, FLORIDA

PART I - GENERAL

1. Project LaSalle Street Drainage Improvements Fee Summary Phase I EDC (72 week construction duration)	**2. Proposal No. / Contract No.** CDB-0012-21
3. Name of Consultant or Subconsultant: AECOM	**4. Date of Proposal** May 10, 2023

PART II - LABOR RELATED COSTS

5. Direct Labor (Reimbursable)	Hourly Rate	Estimated Hours	Estimated Cost	TOTAL
Principal	$ 98.85	28	$ 2,767.80	
Project Manager	$ 82.15	204	$ 16,758.60	
Lead Design Engineer	$ 82.15	742	$ 60,955.30	
Sr Construction Manager	$ 82.15	140	$ 11,501.00	
Civil Engineer IV Deputy PM	$ 70.91	927	$ 65,698.12	
Civil Engineer IV	$ 70.91	0	$ 0.00	
Civil Engineer III	$ 58.09	40	$ 2,323.60	
Civil Engineer II	$ 42.42	20	$ 848.40	
Civil Engineer I	$ 35.00	0	$ 0.00	
Design Manager Stormwater	$ 82.15	0	$ 0.00	
Civil Engineer III -	$ 58.09	0	$ 0.00	
Civil Engineer II Stormwater	$ 42.42	0	$ 0.00	
Civil Engineer I Stormwater	$ 35.00	0	$ 0.00	
Sr. Structural Engineer	$ 87.32	157	$ 13,665.58	
Structural Engineer II	$ 51.59	237	$ 12,226.83	
Structural Engineer I	$ 35.00	57	$ 1,995.00	
Architect	$ 70.00	60	4,200.00	
Sr. Mechanical Engineer	$ 105.17	48	$ 5,048.16	
Mechanical Engineer IV	$ 73.34	341	$ 25,008.94	
Electrical Engineer IV	$ 73.34	62	$ 4,547.08	
Instrumentation Engineer IV	$ 73.34	184	13,494.56	
Mechanical Engineer III (HVAC)	$ 55.55	60	$ 3,333.00	
Sr. CADD Designer	$ 54.79	64	$ 3,506.56	
CADD Designer	$ 36.36	60	$ 2,181.60	
CADD Technician	$ 31.00	40	$ 1,240.00	
Sr. QA/QC	$ 98.85	10	$ 988.50	
Lead Verifier	$ 98.85	4	$ 395.40	
Sr. Administrative/Accounting	$ 70.68	50	$ 3,534.00	
Project Controls	$ 32.60	446	$ 14,539.60	
TOTAL DIRECT LABOR	$ 68.03	3,980		$ 270,757.63
6. Overhead (Combined Fringe Benefit & Administrative)				
Overhead Rate		145 % x Total Direct Labor		$ 392,598.56
7. SUBTOTAL: Labor + Overhead (Items 5 & 6)				**$ 663,356.19**
8. PROFIT: Labor Related Costs (Item 7)			x **10%**	$ 66,335.62

PART III - OTHER COSTS

9. Miscellaneous Direct Costs (Lump Sum)		
Biweekly meetings Fernando or Caroline	$ 9,540.00	
Site visits Milage	14,826.00	
Substantial & Final Completion	$ 2,052.00	
MISCELLANEOUS DIRECT COSTS SUB-TOTAL		$ 26,418.00
10. SUBCONSULTANTS (Lump Sum)		
	$	
C&W - Drainage Design	$ 41,563.35	
McVeigh& Mangum -Sewall at Discharge Pipe and Misc Structures (Transformer Pad, Diversion Box, etc.)	$ 15,876.00	
Eng Engineering - Electrical Eng	$ 46,200.00	
	$	
SUB-CONTRACT SUB-TOTAL (Reimb/NTE)		$ 103,639.35
11. SUBCONTRACTS (Reimbursable/Not to Exceed)		
	$	
SUB-TOTAL REIMBURSABLES		0.00

PART IV - SUMMARY

TOTAL AMOUNT OF CONTRACT (Lump Sum Plus Reimbursables) (Items 5, 6, 8, 9, 10, and 11)	**$ 859,749.16**
12. TOTAL PRIOR CONTRACT AMOUNT	N.A.
TOTAL AMENDED CONTRACT AMOUNT	N.A.

EXHIBIT C

Exhibit B - Drainage Attachment
CONTRACT FEE SUMMARY FORMAT FOR ENGINEERING DIVISION
CITY OF JACKSONVILLE, FLORIDA

PART I - GENERAL

1. Project LaSalle Street Drainage Improvements Phase I EDC Drainage (72 week construction duration)	**2. Proposal No. / Contract No.** CDB-0012-21
3. Name of Consultant orSubconsultant: AECOM	**4. Date of Proposal** May 10, 2023

PART II - LABOR RELATED COSTS

5. Direct Labor (Reimbursable)	Hourly Rate	Estimated Hours	Estimated Cost	TOTAL
Principal/PM	$ 98.85	4	$ 395.40	
Project Manager	$ 82.15	60	$ 4,929.00	
Lead Design Engineer	$ 82.15	20	$ 1,643.00	
Sr Construction Manager	$ 82.15		$ 0.00	
Deputy PM (Civil Engineer IV)	$ 70.91	60	$ 4,254.60	
Civil Engineer IV	$ 70.91	0	$ 0.00	
Civil Engineer III	$ 58.09	0	$ 0.00	
Civil Engineer II	$ 42.42		$ 0.00	
Civil Engineer I	$ 35.00		$ 0.00	
Design Manager Stormwater	$ 82.13		$ 0.00	
Civil Engineer III Stormwater	$ 58.09		$ 0.00	
Civil Engineer II Stormwater	$ 42.42		$ 0.00	
Civil Engineer I Stormwater	$ 35.00		$ 0.00	
Sr. Structural Engineer	$ 87.32		$ 0.00	
Structural Engineer II	$ 51.59		$ 0.00	
Structural Engineer I	$ 35.00		$ 0.00	
Architect	$ 70.00		0.00	
Sr. Mechanical Engineer	$ 105.17		$ 0.00	
Mechanical Engineer IV	$ 73.34		$ 0.00	
Electrical Engineer IV	$ 73.34		$ 0.00	
Instrumentation Engineer IV	$ 73.34		$ 0.00	
Mechanical Engineer III	$ 55.55		$ 0.00	
Sr. CADD Designer - Mechanical	$ 54.79		$ 0.00	
CADD Designer	$ 36.36		$ 0.00	
CADD Technician - Civil	$ 31.00		$ 0.00	
Sr. QA/QC	$ 98.85		$ 0.00	
Lead Verifier	$ 98.85		$ 0.00	
Sr. Administrative/Accounting	$ 70.68	8	$ 565.44	
Project Controls	$ 32.60	18	$ 586.80	
TOTAL DIRECT LABOR	$ 72.79	170		$ 12,374.24
6. Overhead (Combined Fringe Benefit & Administrative) Overhead Rate		**145 %** x Total Direct Labor		$ 17,942.65
7. SUBTOTAL: Labor + Overhead (Items 5 & 6)				**$ 30,316.89**
8. PROFIT: Labor Related Costs (Item 7)		x	**10%**	$ 3,031.69

PART III - OTHER COSTS

9. Miscellaneous Direct Costs (Lump Sum)		
Printing	$	
Transportation & Shipping	$	
	$	
MISCELLANEOUS DIRECT COSTS SUB-TOTAL		$ -
10. SUBCONSULTANTS (Lump Sum)		
C&W - Drainage Design	$ 41,563.35	
	$	
SUB-CONTRACT SUB-TOTAL (Reimb/NTE)		$ 41,563.35
11. SUBCONTRACTS (Reimbursable/Not to Exceed)		
	$	
	$	
SUB-TOTAL REIMBURSABLES		$ -

PART IV - SUMMARY

TOTAL AMOUNT OF CONTRACT (Lump Sum Plus Reimbursables) (Items 5, 6, 8, 9, 10, and 11)	**$ 74,911.93**
12. TOTAL PRIOR CONTRACT AMOUNT	N.A.
TOTAL AMENDED CONTRACT AMOUNT	N.A.

EXHIBIT C

Exhibit B - Pump Station Attachment Summary
CONTRACT FEE SUMMARY FORMAT FOR ENGINEERING DIVISION
CITY OF JACKSONVILLE, FLORIDA

PART I - GENERAL

1. Project LaSalle Street Drainage Improvements Phase I EDC Pump Station (72 week construction duration)	**2. Proposal No. / Contract No.** CDB-0012-21
3. Name of Consultant orSubconsultant: AECOM	**4. Date of Proposal** May 10, 2023

PART II - LABOR RELATED COSTS

5. Direct Labor (Reimbursable)	Hourly Rate	Estimated Hours	Estimated Cost	TOTAL
Principal/PM	$ 98.85	24	$ 2,372.40	
Project Manager	$ 82.15	144	$ 11,829.60	
Lead Design Engineer	$ 82.15	722	$ 59,312.30	
Sr Construction Manager	$ 82.15	140	$ 11,501.00	
Deputy PM (Civil Engineer IV)	$ 70.91	867	$ 61,443.52	
Civil Engineer IV	$ 70.91	0	$ 0.00	
Civil Engineer III	$ 58.09	40	$ 2,323.60	
Civil Engineer II	$ 42.42	28	$ 1,187.76	
Civil Engineer I	$ 35.00	0	$ 0.00	
Design Manager Stormwater	$ 82.15	0	$ 0.00	
Civil Engineer III Stormwater	$ 58.09	0	$ 0.00	
Civil Engineer II Stormwater	$ 42.42	0	$ 0.00	
Civil Engineer I Stormwater	$ 35.00	0	$ 0.00	
Sr. Structural Engineer	$ 87.32	157	$ 13,665.58	
Structural Engineer II	$ 51.59	237	$ 12,226.83	
Structural Engineer I	$ 35.00	57	$ 1,995.00	
Architect	$ 70.00	60	4,200.00	
Sr. Mechanical Engineer	$ 105.17	48	$ 5,048.16	
Mechanical Engineer IV	$ 73.34	341	$ 25,008.94	
Electrical Engineer IV	$ 73.34	62	$ 4,547.08	
Instrumentation Engineer IV	$ 73.34	184	$ 13,494.56	
Mechanical Engineer III (HVAC)	$ 55.55	60	$ 3,333.00	
Sr. CADD Designer - Mechanical	$ 54.79	64	$ 3,506.56	
CADD Designer - Structural	$ 36.36	60	$ 2,181.60	
CADD Technician - Civil	$ 31.00	40	$ 1,240.00	
Sr. QA/QC -	$ 98.85	10	$ 988.50	
Lead Verifier	$ 98.85	4	$ 395.40	
Sr. Administrative/Accounting	$ 70.68	42	$ 2,968.56	
Project Controls	$ 32.60	428	$ 13,952.80	
TOTAL DIRECT LABOR	$ 67.76	3818		258,722.75
6. Overhead (Combined Fringe Benefit & Administrative)				
Overhead Rate		**145 %** x Total Direct Labor		$ 375,147.98
7. SUBTOTAL: Labor + Overhead (Items 5 & 6)				**$ 633,870.73**
8. PROFIT: Labor Related Costs (Item 7)			x **10%**	$ 63,387.07

PART III - OTHER COSTS

9. Miscellaneous Direct Costs (Lump Sum)		
Biweekly meetings	$ 9,540.00	
Site visits Milage	$ 14,826.00	
Substantial & Final Completion	$ 2,052.00	
	$	
MISCELLANEOUS DIRECT COSTS SUB-TOTAL		$ 26,418.00
10. SUBCONSULTANTS (Lump Sum)		
McVeigh& Mangum - Misc Structures (Transformer Pad, Generator pad, Electrical room etc.)	$ 15,876.00	
Eng Engineering - Electrical Eng	$ 46,200.00	
SUB-CONTRACT SUB-TOTAL (Reimb/NTE)		$ 62,076.00
11. SUBCONTRACTS (Reimbursable/Not to Exceed)		
	$	
	$	
SUB-TOTAL REIMBURSABLES		$ -

PART IV - SUMMARY

TOTAL AMOUNT OF CONTRACT (Lump Sum Plus Reimbursables) (Items 5, 6, 8, 9, 10, and 11)	**$ 785,751.80**
12. TOTAL PRIOR CONTRACT AMOUNT	N.A.
TOTAL AMENDED CONTRACT AMOUNT	N.A.

EXHIBIT B - PUMP STATION - ATTACHMENT 1
CONTRACT FEE SUMMARY FORMAT FOR ENGINEERING DIVISION
CITY OF JACKSONVILLE, FLORIDA

TASK 1 Engineeering Project Management

1. Project LaSalle Street Drainage Improvements Phase I EDC Pump Station Task 1 Engineeering Project Management	**2. Proposal No. / Contract No.** CDB-0012-21
3. Name of Consultant orSubconsultant: AECOM	**4. Date of Proposal** May 10, 2023

PART II - LABOR RELATED COSTS

5. Direct Labor (Reimbursable)	Hourly Rate	Estimated Hours	Estimated Cost	TOTAL
TASK 1 ENGINEERING PROJECT MANAGEMENT				
Coordination				**$54,159.16**
Principal/PM	$ 98.85	16	$ 1,581.60	
Project Manager	$ 82.15	144	$ 11,829.60	
Lead Design Engineer	$ 82.15	144	$ 11,829.60	
Sr Construction Manager	$ 82.15		$ 0.00	
Deputy PM (Civil Engineer IV)	$ 70.91	276	$ 19,571.16	
Civil Engineer IV	$ 70.91		$ 0.00	
Civil Engineer III	$ 58.09		$ 0.00	
Civil Engineer II	$ 42.42		$ 0.00	
Civil Engineer I	$ 35.00		$ 0.00	
Design Manager Stormwater	$ 82.15		$ 0.00	
Civil Engineer III Stormwater	$ 58.09		$ 0.00	
Civil Engineer II Stormwater	$ 42.42		$ 0.00	
Civil Engineer I Stormwater	$ 35.00		$ 0.00	
Sr. Structural Engineer	$ 87.32	0	$ 0.00	
Structural Engineer II	$ 51.59	0	$ 0.00	
Structural Engineer I	$ 35.00		$ 0.00	
Architect	$ 70.00		$ 0.00	
Sr. Mechanical Engineer	$ 105.17	0	$ 0.00	
Mechanical Engineer IV	$ 73.34		$ 0.00	
Electrical Engineer IV	$ 73.34		$ 0.00	
Instrumentation Engineer IV	$ 73.34	0	$ 0.00	
Mechanical Engineer III (HVAC)	$ 55.55		$ 0.00	
Sr. CADD Designer - Mechanical	$ 54.79	0	$ 0.00	
CADD Designer - Structural	$ 36.36	0	$ 0.00	
CADD Technician - Civil	$ 31.00	0	$ 0.00	
Sr. QA/QC -	$ 98.85		$ 0.00	
Lead Verifier	$ 98.85		$ 0.00	
Sr. Administrative/Accounting	$ 70.68	40	$ 2,827.20	
Project Controls	$ 32.60	200	$ 6,520.00	
Progress Meetings (Biweekly)				**$29,372.06**
Principal/PM	$ 98.85	8	$ 790.80	
Project Manager	$ 82.15		$ 0.00	
Lead Design Engineer	$ 82.15	36	$ 2,957.40	
Sr Construction Manager	$ 82.15		$ 0.00	
Deputy PM (Civil Engineer IV)	$ 70.91	288	$ 20,422.08	
Civil Engineer IV	$ 70.91		$ 0.00	
Civil Engineer III	$ 58.09		$ 0.00	
Civil Engineer II	$ 42.42		$ 0.00	
Civil Engineer I	$ 35.00		$ 0.00	
Design Manager Stormwater	$ 82.15		$ 0.00	
Civil Engineer III Stormwater	$ 58.09		$ 0.00	
Civil Engineer II Stormwater	$ 42.42		$ 0.00	
Civil Engineer I Stormwater	$ 35.00		$ 0.00	
Sr. Structural Engineer	$ 87.32	22	$ 1,921.04	
Structural Engineer II	$ 51.59	26	$ 1,341.34	
Structural Engineer I	$ 35.00		$ 0.00	
Architect	$ 70.00	4	$ 280.00	
Sr. Mechanical Engineer	$ 105.17	4	$ 420.68	
Mechanical Engineer IV	$ 73.34		$ 0.00	
Electrical Engineer IV	$ 73.34	4	$ 293.36	
Instrumentation Engineer IV	$ 73.34	4	$ 293.36	

EXHIBIT C

EXHIBIT B - PUMP STATION - ATTACHMENT 1
CONTRACT FEE SUMMARY FORMAT FOR ENGINEERING DIVISION
CITY OF JACKSONVILLE, FLORIDA

TASK 1 Engineeering Project Management

1. Project LaSalle Street Drainage Improvements Phase I EDC Pump Station Task 1 Engineeering Project Management	**2. Proposal No. / Contract No.** CDB-0012-21
3. Name of Consultant orSubconsultant: AECOM	**4. Date of Proposal** May 10, 2023

PART II - LABOR RELATED COSTS

5. Direct Labor (Reimbursable)	Hourly Rate	Estimated Hours	Estimated Cost	TOTAL
TASK 1 ENGINEERING PROJECT MANAGEMENT				
Mechanical Engineer III (HVAC)	$ 55.55		$ 0.00	
Sr. CADD Designer - Mechanical	$ 54.79		$ 0.00	
CADD Designer - Structural	$ 36.36		$ 0.00	
CADD Technician - Civil	$ 31.00		$ 0.00	
Sr. QA/QC -	$ 98.85		$ 0.00	
Lead Verifier	$ 98.85		$ 0.00	
Sr. Administrative/Accounting	$ 70.68		$ 0.00	
Project Controls	$ 32.60	20	$ 652.00	
TOTAL DIRECT LABOR	$ 200.80	416		$83,531.22
6. Overhead (Combined Fringe Benefit & Administrative)				
Overhead Rate	145 % x Total Direct Labor			$ 121,120.27
7. SUBTOTAL: Labor + Overhead (Items 5 & 6)				**$ 204,651.49**
8. PROFIT: Labor Related Costs (Item 7)			x 10%	$ 20,465.15

PART III - OTHER COSTS

9. Miscellaneous Direct Costs (Lump Sum) $	
MISCELLANEOUS DIRECT COSTS SUB-TOTAL	$ -
10. SUBCONSULTANTS (Lump Sum)	
SUB-CONTRACT SUB-TOTAL (Reimb/NTE)	$ -
11. SUBCONTRACTS (Reimbursable/Not to Exceed) $ $	
SUB-TOTAL REIMBURSABLES	$ -

PART IV - SUMMARY

TOTAL AMOUNT OF CONTRACT (Lump Sum Plus Reimbursables) (Items 5, 6, 8, 9, 10, and 11)	**$ 225,116.64**
12. TOTAL PRIOR CONTRACT AMOUNT	N.A.
TOTAL AMENDED CONTRACT AMOUNT	N.A.

EXHIBIT B - PUMP STATION - ATTACHMENT 1
CONTRACT FEE SUMMARY FORMAT FOR ENGINEERING DIVISION
CITY OF JACKSONVILLE, FLORIDA

TASK 2 Submittal & Correspondance

1. Project LaSalle Street Drainage Improvements Phase I EDC Pump Station Task 2 Submittals and Correspondance Review	**2. Proposal No. / Contract No.** CDB-0012-21
3. Name of Consultant orSubconsultant: AECOM	**4. Date of Proposal** May 10, 2023

PART II - LABOR RELATED COSTS

5. Direct Labor (Reimbursable)	Hourly Rate	Estimated Hours	Estimated Cost	TOTAL
TASK 2 SUBMITTALS AND CORRESPONDENCE REVIEW				
Shop Drawings and Substitutions				**$68,108.17**
Principal/PM	$ 98.85		$ 0.00	
Project Manager	$ 82.15	0	$ 0.00	
Lead Design Engineer	$ 82.15	186	$ 15,279.90	
Sr Construction Manager	$ 82.15	40	$ 3,286.00	
Deputy PM (Civil Engineer IV)	$ 70.91	115	$ 8,119.20	
Civil Engineer IV	$ 70.91		$ 0.00	
Civil Engineer III	$ 58.09		$ 0.00	
Civil Engineer II	$ 42.42	8	$ 339.36	
Civil Engineer I	$ 35.00		$ 0.00	
Design Manager Stormwater	$ 82.15		$ 0.00	
Civil Engineer III Stormwater	$ 58.09		$ 0.00	
Civil Engineer II Stormwater	$ 42.42		$ 0.00	
Civil Engineer I Stormwater	$ 35.00		$ 0.00	
Sr. Structural Engineer	$ 87.32	38	$ 3,274.50	
Structural Engineer II	$ 51.59	105	$ 5,416.95	
Structural Engineer I	$ 35.00	15	$ 525.00	
Architect	$ 70.00	26	$ 1,820.00	
Sr. Mechanical Engineer	$ 105.17	26	$ 2,734.42	
Mechanical Engineer IV	$ 73.34	180	$ 13,201.20	
Electrical Engineer IV	$ 73.34	25	$ 1,833.50	
Instrumentation Engineer IV	$ 73.34	136	$ 9,974.24	
Mechanical Engineer III (HVAC)	$ 55.55	18	$ 999.90	
Sr. CADD Designer - Mechanical	$ 54.79		$ 0.00	
CADD Designer - Structural	$ 36.36		$ 0.00	
CADD Technician - Civil	$ 31.00		$ 0.00	
Sr. QA/QC -	$ 98.85		$ 0.00	
Lead Verifier	$ 98.85		$ 0.00	
Sr. Administrative/Accounting	$ 70.68		$ 0.00	
Project Controls	$ 32.60	40	$ 1,304.00	
Requests for Information				**$26,130.94**
Principal/PM	$ 98.85		$ 0.00	
Project Manager	$ 82.15		$ 0.00	
Lead Design Engineer	$ 82.15	50	$ 4,107.50	
Sr Construction Manager	$ 82.15		$ 0.00	
Deputy PM (Civil Engineer IV)	$ 70.91	60	$ 4,254.60	
Civil Engineer IV	$ 70.91		$ 0.00	
Civil Engineer III	$ 58.09		$ 0.00	
Civil Engineer II	$ 42.42		$ 0.00	
Civil Engineer I	$ 35.00		$ 0.00	
Design Manager Stormwater	$ 82.15		$ 0.00	
Civil Engineer III Stormwater	$ 58.09		$ 0.00	
Civil Engineer II Stormwater	$ 42.42		$ 0.00	
Civil Engineer I Stormwater	$ 35.00		$ 0.00	
Sr. Structural Engineer	$ 87.32	45	$ 3,929.40	
Structural Engineer II	$ 51.59	50	$ 2,579.50	
Structural Engineer I	$ 35.00	10	$ 350.00	
Architect	$ 70.00	12	$ 840.00	
Sr. Mechanical Engineer	$ 105.17	10	$ 1,051.70	
Mechanical Engineer IV	$ 73.34	45	$ 3,300.30	
Electrical Engineer IV	$ 73.34	13	$ 953.42	

EXHIBIT C

EXHIBIT B - PUMP STATION - ATTACHMENT 1
CONTRACT FEE SUMMARY FORMAT FOR ENGINEERING DIVISION
CITY OF JACKSONVILLE, FLORIDA

TASK 2 Submittal & Correspondance

1. Project LaSalle Street Drainage Improvements Phase I EDC Pump Station Task 2 Submittals and Correspondance Review	**2. Proposal No. / Contract No.** CDB-0012-21
3. Name of Consultant orSubconsultant: AECOM	**4. Date of Proposal** May 10, 2023

PART II - LABOR RELATED COSTS

5. Direct Labor (Reimbursable)	Hourly Rate	Estimated Hours	Estimated Cost	TOTAL
TASK 2 SUBMITTALS AND CORRESPONDENCE REVIEW				
Instrumentation Engineer IV	$ 73.34	12	$ 880.08	
Mechanical Engineer III (HVAC)	$ 55.55	12	$ 666.60	
Sr. CADD Designer - Mechanical	$ 54.79	16	$ 876.64	
CADD Designer - Structural	$ 36.36	20	$ 727.20	
CADD Technician - Civil	$ 31.00	10	$ 310.00	
Sr. QA/QC -	$ 98.85		$ 0.00	
Lead Verifier	$ 98.85		$ 0.00	
Sr. Administrative/Accounting	$ 70.68		$ 0.00	
Project Controls	$ 32.60	40	$ 1,304.00	
Requests for Clarification (included with RFIs)				**$0.00**
Quality Assurance Review of Test Data				**$9,042.10**
Principal/PM	$ 98.85		$ 0.00	
Project Manager	$ 82.15		$ 0.00	
Lead Design Engineer	$ 82.15	30	$ 2,464.50	
Sr Construction Manager	$ 82.15		$ 0.00	
Deputy PM (Civil Engineer IV)	$ 70.91	40	$ 2,836.40	
Civil Engineer IV	$ 70.91		$ 0.00	
Civil Engineer III	$ 58.09		$ 0.00	
Civil Engineer II	$ 42.42		$ 0.00	
Civil Engineer I	$ 35.00		$ 0.00	
Design Manager Stormwater	$ 82.15		$ 0.00	
Civil Engineer III Stormwater	$ 58.09		$ 0.00	
Civil Engineer II Stormwater	$ 42.42		$ 0.00	
Civil Engineer I Stormwater	$ 35.00		$ 0.00	
Sr. Structural Engineer	$ 87.32	4	$ 349.28	
Structural Engineer II	$ 51.59	0	$ 0.00	
Structural Engineer I	$ 35.00	8	$ 280.00	
Architect	$ 70.00	2	$ 140.00	
Sr. Mechanical Engineer	$ 105.17	4	$ 420.68	
Mechanical Engineer IV	$ 73.34	0	$ 0.00	
Electrical Engineer IV	$ 73.34	4	$ 293.36	
Instrumentation Engineer IV	$ 73.34	4	$ 293.36	
Mechanical Engineer III (HVAC)	$ 55.55	4	$ 222.20	
Sr. CADD Designer - Mechanical	$ 54.79	8	$ 438.32	
CADD Designer - Structural	$ 36.36	0	$ 0.00	
CADD Technician - Civil	$ 31.00	0	$ 0.00	
Sr. QA/QC -	$ 98.85		$ 0.00	
Lead Verifier	$ 98.85		$ 0.00	
Sr. Administrative/Accounting	$ 70.68		$ 0.00	
Project Controls	$ 32.60	40	$ 1,304.00	
TOTAL DIRECT LABOR	$ 697.85	148		$103,281.21
6. Overhead (Combined Fringe Benefit & Administrative) Overhead Rate	145 % x Total Direct Labor			$ 149,757.75
7. SUBTOTAL: Labor + Overhead (Items 5 & 6)				**$ 253,038.96**
8. PROFIT: Labor Related Costs (Item 7)		x	**10%**	$ 25,303.90

PART III - OTHER COSTS

9. Miscellaneous Direct Costs (Lump Sum)

EXHIBIT B - PUMP STATION - ATTACHMENT 1
CONTRACT FEE SUMMARY FORMAT FOR ENGINEERING DIVISION
CITY OF JACKSONVILLE, FLORIDA

TASK 2 Submittal & Correspondance

1. Project LaSalle Street Drainage Improvements Phase I EDC Pump Station Task 2 Submittals and Correspondance Review	**2. Proposal No. / Contract No.** CDB-0012-21
3. Name of Consultant orSubconsultant: AECOM	**4. Date of Proposal** May 10, 2023

PART II - LABOR RELATED COSTS

5. Direct Labor (Reimbursable)	Hourly Rate	Estimated Hours	Estimated Cost	TOTAL
TASK 2 SUBMITTALS AND CORRESPONDENCE REVIEW				
			$	
MISCELLANEOUS DIRECT COSTS SUB-TOTAL				$ -
10. SUBCONSULTANTS (Lump Sum)				
SUB-CONTRACT SUB-TOTAL (Reimb/NTE)				$ -
11. SUBCONTRACTS (Reimbursable/Not to Exceed)			$ $	
SUB-TOTAL REIMBURSABLES				$ -

PART IV - SUMMARY

TOTAL AMOUNT OF CONTRACT (Lump Sum Plus Reimbursables) (Items 5, 6, 8, 9, 10, and 11)	**$ 278,342.86**
12. TOTAL PRIOR CONTRACT AMOUNT	N.A.
TOTAL AMENDED CONTRACT AMOUNT	N.A.

EXHIBIT B - PUMP STATION - ATTACHMENT 1
CONTRACT FEE SUMMARY FORMAT FOR ENGINEERING DIVISION
CITY OF JACKSONVILLE, FLORIDA

TASK 3 Construction Observations

1. Project LaSalle Street Drainage Improvements Phase I EDC Pump Station Task 3 Construction Observations	**2. Proposal No. / Contract No.** CDB-0012-21
3. Name of Consultant orSubconsultant: AECOM	**4. Date of Proposal** May 10, 2023

PART II - LABOR RELATED COSTS

5. Direct Labor (Reimbursable)	Hourly Rate	Estimated Hours	Estimated Cost	TOTAL
TASK 3 CONSTRUCTION OBSERVATIONS				
Civil Review				**$22,447.88**
Principal/PM	$ 98.85		$ 0.00	
Project Manager	$ 82.15		$ 0.00	
Lead Design Engineer	$ 82.15	200	$ 16,430.00	
Sr Construction Manager	$ 82.15	60	$ 4,929.00	
Deputy PM (Civil Engineer IV)	$ 70.91	8	$ 567.28	
Civil Engineer IV	$ 70.91		$ 0.00	
Civil Engineer III	$ 58.09		$ 0.00	
Civil Engineer II	$ 42.42	0	$ 0.00	
Civil Engineer I	$ 35.00		$ 0.00	
Design Manager Stormwater	$ 82.15		$ 0.00	
Civil Engineer III Stormwater	$ 58.09		$ 0.00	
Civil Engineer II Stormwater	$ 42.42		$ 0.00	
Civil Engineer I Stormwater	$ 35.00		$ 0.00	
Sr. Structural Engineer	$ 87.32		$ 0.00	
Structural Engineer II	$ 51.59		$ 0.00	
Structural Engineer I	$ 35.00		$ 0.00	
Architect	$ 70.00		$ 0.00	
Sr. Mechanical Engineer	$ 105.17		$ 0.00	
Mechanical Engineer IV	$ 73.34		$ 0.00	
Electrical Engineer IV	$ 73.34		$ 0.00	
Instrumentation Engineer IV	$ 73.34		$ 0.00	
Mechanical Engineer III (HVAC)	$ 55.55		$ 0.00	
Sr. CADD Designer - Mechanical	$ 54.79	0	$ 0.00	
CADD Designer - Structural	$ 36.36	0	$ 0.00	
CADD Technician - Civil	$ 31.00	0	$ 0.00	
Sr. QA/QC -	$ 98.85		$ 0.00	
Lead Verifier	$ 98.85		$ 0.00	
Sr. Administrative/Accounting	$ 70.68		$ 0.00	
Project Controls	$ 32.60	16	$ 521.60	
Structural/Arch Review				**$8,584.63**
Principal/PM	$ 98.85		$ 0.00	
Project Manager	$ 82.15		$ 0.00	
Lead Design Engineer	$ 82.15	8	$ 657.20	
Sr Construction Manager	$ 82.15		$ 0.00	
Deputy PM (Civil Engineer IV)	$ 70.91	8	$ 567.28	
Civil Engineer IV	$ 70.91		$ 0.00	
Civil Engineer III	$ 58.09		$ 0.00	
Civil Engineer II	$ 42.42		$ 0.00	
Civil Engineer I	$ 35.00		$ 0.00	
Design Manager Stormwater	$ 82.15		$ 0.00	
Civil Engineer III Stormwater	$ 58.09		$ 0.00	
Civil Engineer II Stormwater	$ 42.42		$ 0.00	
Civil Engineer I Stormwater	$ 35.00		$ 0.00	
Sr. Structural Engineer	$ 87.32	40	$ 3,492.80	
Structural Engineer II	$ 51.59	40	$ 2,063.60	
Structural Engineer I	$ 35.00	0	$ 0.00	
Architect	$ 70.00	8	$ 560.00	
Sr. Mechanical Engineer	$ 105.17		$ 0.00	
Mechanical Engineer IV	$ 73.34		$ 0.00	
Electrical Engineer IV	$ 73.34		$ 0.00	
Instrumentation Engineer IV	$ 73.34		$ 0.00	
Mechanical Engineer III (HVAC)	$ 55.55	13	$ 722.15	
Sr. CADD Designer - Mechanical	$ 54.79	0	$ 0.00	
CADD Designer - Structural	$ 36.36	0	$ 0.00	
CADD Technician - Civil	$ 31.00	0	$ 0.00	

EXHIBIT B - PUMP STATION - ATTACHMENT 1
CONTRACT FEE SUMMARY FORMAT FOR ENGINEERING DIVISION
CITY OF JACKSONVILLE, FLORIDA

TASK 3 Construction Observations

1. Project LaSalle Street Drainage Improvements Phase I EDC Pump Station Task 3 Construction Observations	**2. Proposal No. / Contract No.** CDB-0012-21
3. Name of Consultant orSubconsultant: AECOM	**4. Date of Proposal** May 10, 2023

PART II - LABOR RELATED COSTS

5. Direct Labor (Reimbursable)	Hourly Rate	Estimated Hours	Estimated Cost	TOTAL
TASK 3 CONSTRUCTION OBSERVATIONS				
Sr. QA/QC -	$ 98.85		$ 0.00	
Lead Verifier	$ 98.85		$ 0.00	
Sr. Administrative/Accounting	$ 70.68		$ 0.00	
Project Controls	$ 32.60	16	$ 521.60	
Mechanical Review				**$9,231.12**
Principal/PM	$ 98.85		$ 0.00	
Project Manager	$ 82.15		$ 0.00	
Lead Design Engineer	$ 82.15	8	$ 657.20	
Sr Construction Manager	$ 82.15		$ 0.00	
Deputy PM (Civil Engineer IV)	$ 70.91	8	$ 567.28	
Civil Engineer IV	$ 70.91		$ 0.00	
Civil Engineer III	$ 58.09		$ 0.00	
Civil Engineer II	$ 42.42		$ 0.00	
Civil Engineer I	$ 35.00		$ 0.00	
Design Manager Stormwater	$ 82.15		$ 0.00	
Civil Engineer III Stormwater	$ 58.09		$ 0.00	
Civil Engineer II Stormwater	$ 42.42		$ 0.00	
Civil Engineer I Stormwater	$ 35.00		$ 0.00	
Sr. Structural Engineer	$ 87.32		$ 0.00	
Structural Engineer II	$ 51.59		$ 0.00	
Structural Engineer I	$ 35.00		$ 0.00	
Architect	$ 70.00		$ 0.00	
Sr. Mechanical Engineer	$ 105.17		$ 0.00	
Mechanical Engineer IV	$ 73.34	96	$ 7,040.64	
Electrical Engineer IV	$ 73.34		$ 0.00	
Instrumentation Engineer IV	$ 73.34		$ 0.00	
Mechanical Engineer III (HVAC)	$ 55.55	8	$ 444.40	
Sr. CADD Designer - Mechanical	$ 54.79	0	$ 0.00	
CADD Designer - Structural	$ 36.36		$ 0.00	
CADD Technician - Civil	$ 31.00		$ 0.00	
Sr. QA/QC -	$ 98.85		$ 0.00	
Lead Verifier	$ 98.85		$ 0.00	
Sr. Administrative/Accounting	$ 70.68		$ 0.00	
Project Controls	$ 32.60	16	$ 521.60	
Electrical and I&C Review				**$3,636.64**
Principal/PM	$ 98.85		$ 0.00	
Project Manager	$ 82.15		$ 0.00	
Lead Design Engineer	$ 82.15	8	$ 657.20	
Sr Construction Manager	$ 82.15		$ 0.00	
Deputy PM (Civil Engineer IV)	$ 70.91	8	$ 567.28	
Civil Engineer IV	$ 70.91		$ 0.00	
Civil Engineer III	$ 58.09		$ 0.00	
Civil Engineer II	$ 42.42		$ 0.00	
Civil Engineer I	$ 35.00		$ 0.00	
Design Manager Stormwater	$ 82.15		$ 0.00	
Civil Engineer III Stormwater	$ 58.09		$ 0.00	
Civil Engineer II Stormwater	$ 42.42		$ 0.00	
Civil Engineer I Stormwater	$ 35.00		$ 0.00	
Sr. Structural Engineer	$ 87.32		$ 0.00	
Structural Engineer II	$ 51.59		$ 0.00	
Structural Engineer I	$ 35.00		$ 0.00	
Architect	$ 70.00		$ 0.00	
Sr. Mechanical Engineer	$ 105.17		$ 0.00	
Mechanical Engineer IV	$ 73.34		$ 0.00	
Electrical Engineer IV	$ 73.34	8	$ 586.72	

EXHIBIT B - PUMP STATION - ATTACHMENT 1
CONTRACT FEE SUMMARY FORMAT FOR ENGINEERING DIVISION
CITY OF JACKSONVILLE, FLORIDA

TASK 3 Construction Observations

1. Project LaSalle Street Drainage Improvements Phase I EDC Pump Station Task 3 Construction Observations	**2. Proposal No. / Contract No.** CDB-0012-21
3. Name of Consultant orSubconsultant: AECOM	**4. Date of Proposal** May 10, 2023

PART II - LABOR RELATED COSTS

5. Direct Labor (Reimbursable)	Hourly Rate	Estimated Hours	Estimated Cost	TOTAL
TASK 3 CONSTRUCTION OBSERVATIONS				
Instrumentation Engineer IV	$ 73.34	16	$ 1,173.44	
Mechanical Engineer III (HVAC)	$ 55.55	0	$ 0.00	
Sr. CADD Designer - Mechanical	$ 54.79	0	$ 0.00	
CADD Designer - Structural	$ 36.36		$ 0.00	
CADD Technician - Civil	$ 31.00		$ 0.00	
Sr. QA/QC -	$ 98.85		$ 0.00	
Lead Verifier	$ 98.85		$ 0.00	
Sr. Administrative/Accounting	$ 70.68		$ 0.00	
Project Controls	$ 32.60	20	$ 652.00	
TOTAL DIRECT LABOR	$ 731.67	60		$43,900.27
6. Overhead (Combined Fringe Benefit & Administrative) Overhead Rate	**145 %** x Total Direct Labor			$ 63,655.39
7. SUBTOTAL: Labor + Overhead (Items 5 & 6)				**$ 107,555.66**
8. PROFIT: Labor Related Costs (Item 7)		x	**10%**	$ 10,755.57

PART III - OTHER COSTS

9. Miscellaneous Direct Costs (Lump Sum)	$	
MISCELLANEOUS DIRECT COSTS SUB-TOTAL		$ -
10. SUBCONSULTANTS (Lump Sum)		
SUB-CONTRACT SUB-TOTAL (Reimb/NTE)		$ -
11. SUBCONTRACTS (Reimbursable/Not to Exceed)	$ $	
SUB-TOTAL REIMBURSABLES		$ -

PART IV - SUMMARY

TOTAL AMOUNT OF CONTRACT (Lump Sum Plus Reimbursables) (Items 5, 6, 8, 9, 10, and 11)	**$ 118,311.23**
12. TOTAL PRIOR CONTRACT AMOUNT	N.A.
TOTAL AMENDED CONTRACT AMOUNT	N.A.

EXHIBIT C

EXHIBIT B - PUMP STATION - ATTACHMENT 1
CONTRACT FEE SUMMARY FORMAT FOR ENGINEERING DIVISION
CITY OF JACKSONVILLE, FLORIDA

TASK 4 Project Closeout, Commissioning and Start-up

1. Project LaSalle Street Drainage Improvements Phase I EDC Pump Station Task 4 Project Closeout, Commissioning & Start-up	**2. Proposal No. / Contract No.** CDB-0012-21
3. Name of Consultant orSubconsultant: AECOM	**4. Date of Proposal** May 10, 2023

PART II - LABOR RELATED COSTS

5. Direct Labor (Reimbursable)	Hourly Rate	Estimated Hours	Estimated Cost	TOTAL
TASK 4 DESIGN DURING CONSTRUCTION				
Design During Construction				**$28,010.05**
Principal/PM	$ 98.85	0	$ 0.00	
Project Manager	$ 82.15	0	$ 0.00	
Lead Design Engineer	$ 82.15	52	$ 4,271.80	
Sr Construction Manager	$ 82.15	40	$ 3,286.00	
Deputy PM (Civil Engineer IV)	$ 70.91	56	$ 3,970.96	
Civil Engineer IV	$ 70.91	0	$ 0.00	
Civil Engineer III	$ 58.09	40	$ 2,323.60	
Civil Engineer II	$ 42.42	20	$ 848.40	
Civil Engineer I	$ 35.00	0	$ 0.00	
Design Manager Stormwater	$ 82.15	0	$ 0.00	
Civil Engineer III Stormwater	$ 58.09	0	$ 0.00	
Civil Engineer II Stormwater	$ 42.42	0	$ 0.00	
Civil Engineer I Stormwater	$ 35.00	0	$ 0.00	
Sr. Structural Engineer	$ 87.32	8	$ 698.56	
Structural Engineer II	$ 51.59	16	$ 825.44	
Structural Engineer I	$ 35.00	24	$ 840.00	
Architect	$ 70.00	8	$ 560.00	
Sr. Mechanical Engineer	$ 105.17	4	$ 420.68	
Mechanical Engineer IV	$ 73.34	20	$ 1,466.80	
Electrical Engineer IV	$ 73.34	8	$ 586.72	
Instrumentation Engineer IV	$ 73.34	12	$ 880.08	
Mechanical Engineer III (HVAC)	$ 55.55	5	$ 277.75	
Sr. CADD Designer - Mechanical	$ 54.79	40	$ 2,191.60	
CADD Designer - Structural	$ 36.36	40	$ 1,454.40	
CADD Technician - Civil	$ 31.00	30	$ 930.00	
Sr. QA/QC -	$ 98.85	10	$ 988.50	
Lead Verifier	$ 98.85	4	$ 395.40	
Sr. Administrative/Accounting	$ 70.68	2	$ 141.36	
Project Controls	$ 32.60	20	$ 652.00	
TOTAL DIRECT LABOR		459		$28,010.05

6. Overhead (Combined Fringe Benefit & Administrative) Overhead Rate	**145 %** x Total Direct Labor	$ 40,614.57
7. SUBTOTAL: Labor + Overhead (Items 5 & 6)		**$ 68,624.62**
8. PROFIT: Labor Related Costs (Item 7)	x **10%**	$ 6,862.46

PART III - OTHER COSTS

9. Miscellaneous Direct Costs (Lump Sum)	$	
MISCELLANEOUS DIRECT COSTS SUB-TOTAL		$ -
10. SUBCONSULTANTS (Lump Sum)		
SUB-CONTRACT SUB-TOTAL (Reimb/NTE)		$ -
11. SUBCONTRACTS (Reimbursable/Not to Exceed)	$ $	
SUB-TOTAL REIMBURSABLES		$ -

PART IV - SUMMARY

TOTAL AMOUNT OF CONTRACT (Lump Sum Plus Reimbursables) (Items 5, 6, 8, 9, 10, and 11)	**$ 75,487.08**
12. TOTAL PRIOR CONTRACT AMOUNT	N.A.
TOTAL AMENDED CONTRACT AMOUNT	N.A.

AECOM Other Direct Costs (ODCs) & Subcontractors
Lasalle Pump Station DB

Description	Amount	Basis		
Engineering Phase				
PM ODCs				
Biweekly mtng CB	$9,540	36	trips	$ 265
Civil Site Visits FN	$7,610	10	trips	$ 761
Structural site Observ	$2,120	8	trips	$ 265
Mechanical site Observ	$4,566	6	trips	$ 761
Instrument site Observ	$530	2	trips	$ 265
Subs & Final Comp FN	$1,522	2	trips	$ 761
Subs & Final Comp CB	$530	2	trips	$ 265

Travel		No. nights	1	
	$/day	No. Days	2	
Hotel	180			180
Meals	75			150
Parking	10			20
Mileage	410	0.6		246
Rental car	75			150
Misc	15			15
Total			$	761

Travel		No. nights	0	
	$/day	No. Days	1	
Hotel	180			0
Meals	50			50
Parking	10			20
Mileage	300	0.6		180
Rental car	0			0
Misc	15			15
Total			$	265

EXHIBIT "B"
CONTRACT FEE SUMMARY FORMAT FOR ENGINEERING DIVISION
CITY OF JACKSONVILLE, FLORIDA

PART I - GENERAL	
1. Project LaSalle Street Drainage Improvements - Pump Station - Construction	**2. Proposal Number** CDB-0012-21
3. Name of Consultant Connelly & Wicker Inc.	**4. Date of Proposal** 1/26/2023

PART II - LABOR RELATED COSTS				
5. Direct Labor	Hourly Rate	Estimated Hours	Estimated Cost	TOTAL
Chief Engineer	$ 80.87	48	$ 3,881.76	
Senior Engineer	$ 62.50	48	$ 3,000.00	
Engineer 2	$ 51.45	96	$ 4,939.20	
Engineer 1	$ 37.75	24	$ 906.00	
Engineering Intern	$ 34.00	24	$ 816.00	
TOTAL DIRECT LABOR	$56.43	240		$ 13,542.96
6. Overhead (Combined Fringe Benefit & Administrative)				
Overhead Rate (Office)	179 % x Total Direct Labor			$ 24,241.90
Overhead Rate (Field)	0 % x Total Direct Labor			$ -
7. SUBTOTAL: Labor + Overhead (Items 5 & 6)				$ 37,784.86
8. PROFIT: Labor Related Costs (Item 7)		x	10%	$ 3,778.49

PART III - OTHER COSTS		
9. Miscellaneous Direct Costs		
Transportation & Shipping	$ 0.00	
Presentation Boards	$ 0.00	
Reproduction	$ 0.00	
Newspaper Ad	$ 0.00	
U.S. Mail	$ 0.00	
MISCELLANEOUS DIRECT COSTS SUB-TOTAL		$ -
10. SUBCONTRACTS (Lump Sum)		
	$ 0.00	
	$ 0.00	
	$ 0.00	
	$ 0.00	
	$ 0.00	
SUB-CONTRACT SUB-TOTAL		$ -
TOTAL LUMP SUM AMOUNT (Items 5, 6, 8, 9 and 10)		$ 41,563.35
11. REIMBURSABLE COSTS (Limiting Amount)		
	$ 0.00	
	$ 0.00	
	$ 0.00	
	$ 0.00	
	$ 0.00	
	$ 0.00	
	$ 0.00	
	$ 0.00	
	$ 0.00	
SUB-TOTAL REIMBURSABLES		$ -

PART IV - SUMMARY	
TOTAL AMOUNT OF CONTRACT (Lump Sum Plus Reimbursables) (Items 5, 6, 8, 9, 10 and 11)	$ **41,563.35**
12. PRIOR CONTRACT AMOUNT	$ -
AMENDED AMOUNT OF CONTRACT	**$41,563.35**

EXHIBIT C

ESTIMATE OF WORK EFFORT AND FEE FOR CONSTRUCTION PLANS

CONSULTANT:	Connelly & Wicker Inc.	NAME OF PROJECT:	LaSalle Street Drainage Improvements - Pump Station - C
RFP NO.:	CDB-0012-21	FROM:	San Marco neighborhood
		TO:	
ESTIMATOR NAME / DATE:	Cummings / January 2023	LENGTH:	750 feet

No. / ACTIVITY	CHIEF ENGINEER RATE/HR $80 87		SENIOR ENGINEER RATE/HR $62 50		ENGINEER 2 RATE/HR $51 45		ENGINEER 1 RATE/HR $37 75		ENGINEERING INTERN RATE/HR $34.00	
	MAN HOURS	LABOR COST	MAN HOURS	LABOR COST	MAN HOURS	LABOR COST	MAN HOURS	LABOR COST	MAN HOURS	LABOR COST
113 Construction Admin.	48	$3,881.76	48	$3,000.00	96	$4,939 20	24	$906.00	24	$906 00
109 Drainage Design	0	$0 00	0	$0.00	0	$0 00	0	$0 00	0	$0 00
115 Bridge Design	0	$0 00	0	$0 00	0	$0 00	0	$0 00	0	$0 00
110 Traffic Signal Plans	0	$0 00	0	$0 00	0	$0 00	0	$0.00	0	$0.00
111 Signing/Symbol Plans	0	$0 00	0	$0 00	0	$0.00	0	$0 00	0	$0 00
112 Lighting Plans	0	$0.00	0	$0 00	0	$0.00	0	$0 00	0	$0.00
Environmental/Permitting	0	$0 00	0	$0.00	0	$0.00	0	$0 00	0	$0.00
TOTAL	48	$3,881.76	48	$3,000.00	96	$4,939.20	24	$906.00	24	$906.00

No. / ACTIVITY	RATE/HR=		RATE/HR=		MAN HOURS	SALARY	AVG.	SALARY COST
	MAN HOURS	LABOR COST	MAN HOURS	LABOR COST	BY ACTIVITY	COST BY ACTIVITY	HOURLY COST	DIST. %
113 Construction Admin.					240	$12,726 96	$53 03	100%
109 Drainage Design					0	$0 00		0%
115 Bridge Design					0	$0.00		0%
110 Traffic Signal Plans					0	$0.00		0%
111 Signing/Symbol Plans					0	$0.00		0%
112 Lighting Plans					0	$0.00		0%
Environmental/Permitting					0	$0.00		0%
TOTAL					240	$12,726.96	$53 03	

EXHIBIT C

SUMMARY OF MANHOUR REQUIREMENTS

CONSULTANT:	Connelly & Wicker Inc.	NAME OF PROJECT:	LaSalle Street Drainage Improvements - Pump Statio
RFP NO.:	CDB-0012-21	FROM:	San Marco neighborhood
PREPARED:		TO:	750 feet

ITEM		NO. OF SHEETS	TOTAL MANHOURS	COMMENTS
113	Construction Admin.	0	240	
109	Drainage Design	0	0	
115	Bridge Design	0	0	
110	Traffic Signal Design	0	0	
111	Signing/Symbol Plans	0	0	
112	Lighting Plans	0	0	
114	Environmental/Permitting	0	0	
	Field Review			Included in Above Items
	Plans Checking			Included in Above Items
	TOTAL	0	240	0 Hours/Sheet

DESIGN SURVEY PARTIES			
	SIZE OF PARTY	PARTY DAYS	
	3-Man	0	
	4-Man	0	
TOTAL NUMBER OF PARTY DAYS		0	

EXHIBIT C

ROADWAY PLANS PREPARATION

CONSULTANT: Connelly & Wicker Inc.
RFP NO.: CDB-0012-21
PREPARED:

NAME OF PROJECT: LaSalle Street Drainage Improvements - Pump Station - San Marco neighborhood
FROM:
TO: 750 feet

ITEM	SCALE	UNIT	NO. OF UNITS	NO. OF SHEETS	M-H PER UNIT	TOTAL MANHOURS	COMMENTS
113 Construction Admin.	1"=						
Response to RFIs		Each	12	0	4.00	48.00	
Shop Drawings - 1st Review		Each	6	0	8.00	48.00	
Shop Drawings - 2nd Review		Each	3	0	4.00	12.00	
Site Visits		Each	10	0	4.00	40.00	2 persons per 2 hours
Progress Meetings		Each	26	0	2.00	52.00	Bi-weekly meetings
As-builts		Each	1	0	40.00	40.00	
CONSTRUCTION ADMIN. TOTALS				0		240	

SHEET 4

EXHIBIT C

MCVEIGH&MANGUM
ENGINEERING · INC
IMEG

January 16, 2023

Mr. Fernando Navarrete
AECOM
110 East Broward Blvd.
Suite 700
Fort Lauderdale, FL 33301

Re: LaSalle Street Drainage Improvements (Construction Phase)
Jacksonville, FL

Dear Mr. Navarrete:

We appreciate this opportunity to present a proposal to provide engineering services for the above-referenced project.

DESCRIPTION OF PROJECT

The project consists of miscellaneous structures at the site of the new stormwater pumping as part of a design build project to improve drainage in the San Marco area.

SCOPE OF WORK

The scope of work is to provide structural engineering services for the construction phase services. This effort will bi-weekly meetings, response to shop drawings, RFIs, 4 site visits, and record set of drawings.

Construction Phase services will be for the following items:

- Miscellaneous Structures:
  - Transformer Pad and stairs
  - Generator Pad
  - MCC Pad and Building and stairs
  - Concrete Pad under the road protecting the discharge pipe

SERVICES NOT INCLUDED IN BASIC FEE

The following items are not included in the basic services outlined herein: any activities beyond document preparation and construction phase services outlined above; project representation and construction observation on a full-time basis, or to any greater degree than that described herein; work by other architectural and engineering disciplines other than listed above; changes to the project design at the direction of the owner if the direction for such change requires revision to prior approved design; threshold or special inspections; pre-engineered product design such as prefabricated metal buildings, wood trusses and steel joists; site structures; design of temporary or permanent shoring or tie-back systems; lightgage metal design; curtain wall systems or their connections to structure; tilt-up concrete wall design / embed drawings unless specifically included in scope of work herein; fire protection drawings other than outlined herein; commissioning or site photometrics verification services unless specifically included in the scope of work herein; specialty piping such as medical gas, compressed air, fluid handling systems, vehicle exhaust collection systems, etc. unless specifically included in scope of work herein; design effort for

emergency generators or chilled water plants unless specifically included in the scope of work herein; design services and documentation required for LEED / Green Building certification; alternate designs; as-built documentation; Revit modeling beyond LOD 300 (as defined by BIMForum) for structural modeling and beyond LOD 200 for other discipline modeling; delivery of construction document CAD or Revit files, except for the design teams sole use; reproduction of bid documents, electronically submitted shop drawings, permit documents, or multiple review sets; design updates necessary to accommodate building code revisions which would be unreasonable to expect to anticipate at the onset of design; or rational analysis, special inspection and commissioning of smoke evacuation systems.

FEE

Compensation for our services as outlined above shall be a lump sum fee as follows:

	Construction Phase
Structural Engineering:	
Construction Phase	$15,876.00

Site Observations, in addition to the number stated in the scope of work outlined above, and any additional services outside the scope of work outlined above shall be charged on the basis of our standard hourly rates in effect at the time the additional services are performed. The standard hourly rates are currently as follows:

Principal	$232.85
Department Manager/Technical Expert	$176.25
Senior Engineer	$123.43
Lead Engineer/Sr. Designer	$109.15
Engineer/Designer	$106.72
Jr. Engineer/Designer	$89.20
BIM/CADD Operator	$80.58
Administrative	$52.82

Invoicing for services will be monthly. The proposed financial arrangements are on the basis of prompt payment of invoices and the orderly and continuous progress of the project. If basic services have not been completed within 24 months of the date of this proposal, through no fault of IMEG Corp., the engineering fee shall be equitably adjusted.

REIMBURSEMENT EXPENSES

Direct expenses incurred by the engineer over $50.00 shall be considered reimbursable expenses and invoiced based on actual cost-plus fifteen percent (15%).

CONSTRUCTION OBSERVATION

Since exhaustive or continuous project review and observation services are outside our scope of services, we do not guarantee the performance of, and have no responsibility for, the acts or omissions of any contractor, subcontractor, supplier or any other entity furnishing materials or performing any work on the project.

TERMS AND CONDITIONS

PURSUANT TO SECTION 558.0035 FLORIDA STATUTES, THE CONSULTANT'S CORPORATION IS THE RESPONSIBLE PARTY FOR THE PROFESSIONAL SERVICES IT AGREES TO PROVIDE UNDER THIS AGREEMENT. NO INDIVIDUAL PROFESSIONAL EMPLOYEE, AGENT, DIRECTOR, OFFICER OR PRINCIPAL MAY BE INDIVIDUALLY LIABLE FOR NEGLIGENCE ARISING OUT OF THIS CONTRACT.

Unless the Architect submits another contract prior to our commencing work, the articles of AIA Document C401 - 2017, "Standard Form of Agreement Between Architect and Consultant," shall be part of this letter agreement, except as modified above and as follows:

- Delete Article 1.1, and all references to the Prime Agreement except Section 7.1, Article 9 and Section 11.6.
- Delete Section 3.1: Engineering fees are only for the scope of work and manner of performance stated in this letter agreement. The "portion of the Project" is as described herein. If the Prime Agreement or AIA Document E203 and G202 are made a part of this letter agreement, the Consultant's fees may be adjusted.
- Delete Section 5.5 and Article 6 unless cost estimates are included in scope of services herein.
- Delete all references to arbitration in Article 8.
- Causes of action between the parties to this Agreement pertaining to acts or failures to act shall be deemed to have accrued and the applicable statutes of limitations shall commence to run on the date when the engineering services are substantially completed.
- The Architect and Consultant mutually agree to waive all claims for indirect, incidental, special and consequential damages arising from or related to the services described herein.
- In the absence of a Prime Agreement the Termination and Suspension of services shall be in accordance with AIA B101 Article 9, except all references to "Owner" shall be replaced with the term "Architect" and all references to "Architect" shall be replaced with the term "Consultant".
- The Architect shall provide the Consultant with AutoCAD and/or Revit compatible drawing files of all project floor plans for use in preparing the Consultant's drawings.
- If Architect disputes any part of an invoice or any service covered by an invoice, the Architect will notify Consultant in writing of such dispute within 30 calendar days of the date of such invoice.
- The Architect shall pay the Consultant in proportion to amounts received from the Owner, which are attributable to the Consultant's services rendered. The Architect agrees to promptly invoice their client for all Consultant services rendered and invoiced to the Architect and pursue all reasonable efforts to collect sums due to Consultant. Consultant services may be suspended if payment of any invoice has not been received within 90 calendar days of the date of the invoice In any event, Consultant is not obligated to provide a completed, sealed set of design documents until payment for its services is received.
- The Architect shall provide the Consultant one complete set of final construction documents for use during the construction phase of the project.
- Our fees assume the Architect has a standard of care clause with the owner similar to the following with a minimum percentage of 2 percent of Consultant's scope of work costs. If not, Consultant shall be notified, and the Consultant's fees may be adjusted.

Standard of Care: *Professional Services provided by the Design Professionals will be conducted in a manner consistent with that level of care ordinarily and normally exercised by licensed architects and engineers practicing in the state of the project. The Owner agrees that a contingency in the amount of two percent (2%) of the cost of the work be established, as required, for changes that may be required because of possible omissions, ambiguities, or inconsistencies in plans and specifications.*

The Design Professional shall obtain and maintain the following insurance coverages: Commercial General Liability, Automobile Liability, Umbrella/Excess Liability, Workers Compensation/Employer's Liability, and Professional Liability. Certificates of insurance will be provided to the Client upon request. When stipulated by the Parties, Commercial General Liability, Automobile Liability, Umbrella/Excess Liability, Workers Compensation/Employer's Liability shall be written or endorsed to include named additional insureds, primary/non-contributory coverage, and other coverages subject to all terms, exclusions and conditions of the policies and any limitations as to coverage amounts as agreed upon by the Parties.

This proposal will remain open for acceptance for a period of six (6) months from the above date. If the information herein meets with your approval, please sign where indicated below and return a copy of this letter as our authorization to proceed. Notwithstanding the foregoing sentence, if you or members of your firm engage our firm in engineering design services for the referenced project, either verbally or by actions, which imply acceptance of this proposal such as providing us drawings, requesting engineering information, etc., without returning a signed copy of this proposal, acceptance of <u>all</u> conditions of this proposal will be implied.

Sincerely,

Tim W. Owen, P.E., LEED AP
For: IMEG Corp

Accepted this _____day of _____, 2023.

By: _____
For: AECOM

EXHIBIT C

Exhibit B
CONTRACT FEE SUMMARY FORMAT FOR ENGINEERING DIVISION
CITY OF JACKSONVILLE, FLORIDA

PART I - GENERAL

1. Project LaSalle Street Drainage Improvements Orignal Contract - Construction Phase I	**2. Proposal No. / Contract No.** CDB-0012-21
3. Name of Consultant orSubconsultant: McVeigh and Mangum Engineering, now IMEG	**4. Date of Proposal** January 16, 2023

PART II - LABOR RELATED COSTS

5. Direct Labor (Reimbursable)	Hourly Rate	Estimated Hours	Estimated Cost	TOTAL
Principal	$ 86.40	4	$ 345.60	
Project Manager	$ 65.40	8	$ 523.20	
Sr Engineer	$ 45.80	12	$ 549.60	
Engineer of Record	$ 45.80	12	$ 549.60	
Design Engineer	$ 39.60	80	$ 3,168.00	
Revit Operator	$ 29.90	20	598.00	
Admin	$ 19.60	8	156.80	
TOTAL DIRECT LABOR	$ 40.91	144		$ 5,890.80
6. Overhead (Combined Fringe Benefit & Administrative) Overhead Rate	145 % x Total Direct Labor			$ 8,541.66
7. SUBTOTAL: Labor + Overhead (Items 5 & 6)				**$ 14,432.46**
8. PROFIT: Labor Related Costs (Item 7)		x	**10%**	$ 1,443.25

PART III - OTHER COSTS

9. Miscellaneous Direct Costs (Lump Sum)		
Printing	$ 0.00	
Transportation & Shipping	$ 0.00	
	$	
MISCELLANEOUS DIRECT COSTS SUB-TOTAL		$ -
10. SUBCONSULTANTS (Lump Sum)		
	$	
	$	
SUB-CONTRACT SUB-TOTAL (Reimb/NTE)		$ -
11. SUBCONTRACTS (Reimbursable/Not to Exceed)		
	$	
	$	
	$	
	$	
	$	
	$	
	$	
SUB-TOTAL REIMBURSABLES		$ -

PART IV - SUMMARY

TOTAL AMOUNT OF CONTRACT (Lump Sum Plus Reimbursables) (Items 5, 6, 8, 9, 10, and 11)	**$ 15,876**
12. TOTAL PRIOR CONTRACT AMOUNT	N.A.
TOTAL AMENDED CONTRACT AMOUNT	N.A.

Eng Engineering Inc.

100% and Construction Phase Services

LaSalle Street Scope of Work to 100%

Task Electrical Engineering

a. Finalizing with COJ and JEA the new location of incoming electrical service
b. Finalizing of equipment and revisions in electrical room.
c. Finalizing specifications
a. Attend weekly coordination meeting with AECOM with electrical support.

Services During Construction

1. Review shop drawings requiring electrical review.
2. Addressing Requests for Information on electrical
3. Perform site visits to inspect work progress and installation.

EXHIBIT C

Exhibit B

CONTRACT FEE SUMMARY FORMAT FOR ENGINEERING DIVISION

CITY OF JACKSONVILLE, FLORIDA

PART I - GENERAL

1. Project LaSalle Street Drainage Improvements Orignal Contract	**2. Proposal No. / Contract No.** CDB-0012-21
3. Name of Consultant orSubconsultant: Eng Engineering Inc Services During Constructon	**4. Date of Proposal** February 10, 2023

PART II - LABOR RELATED COSTS

5. Direct Labor (Reimbursable)	Hourly Rate	Estimated Hours	Estimated Cost	TOTAL
Principal/PM	$ 100.00	120	$ 12,000.00	
Design Manager			$ 0.00	
Civil Engineer IV			$ 0.00	
Civil Engineer III			$ 0.00	
Civil Engineer II			$ 0.00	
Civil Engineer I			$ 0.00	
Sr. Structural Engineer			$ 0.00	
Structural Engineer II			$ 0.00	
Structural Engineer I			$ 0.00	
Sr. Mechanical Engineer			$ 0.00	
Mechanical Engineer IV			$ 0.00	
Electrical Engineer IV	$ 60.00	80	$ 4,800.00	
Mechanical Engineer III			$ 0.00	
Mechanical Engineer II			$ 0.00	
Sr. CADD Designer			$ 0.00	
CADD Designer			$ 0.00	
CADD Technician			$ 0.00	
Sr. QA/QC			$ 0.00	
Sr. Administrative/Accounting			$ 0.00	
Project Controls			$ 0.00	
TOTAL DIRECT LABOR	$ 84.00	200		$ 16,800.00
6. Overhead (Combined Fringe Benefit & Administrative) Overhead Rate		**150** % x Total Direct Labor		$ 25,200.00
7. SUBTOTAL: Labor + Overhead (Items 5 & 6)				**$ 42,000.00**
8. PROFIT: Labor Related Costs (Item 7)		x	**10%**	$ 4,200.00

PART III - OTHER COSTS

9. Miscellaneous Direct Costs (Lump Sum)		
Printing	$ 0.00	
Transportation & Shipping	$ 0.00	
	$	
MISCELLANEOUS DIRECT COSTS SUB-TOTAL		$ -
10. SUBCONSULTANTS (Lump Sum)	$	
SUB-CONTRACT SUB-TOTAL (Reimb/NTE)		$ -
11. SUBCONTRACTS (Reimbursable/Not to Exceed)	$	
SUB-TOTAL REIMBURSABLES		$ -

PART IV - SUMMARY

TOTAL AMOUNT OF CONTRACT (Lump Sum Plus Reimbursables) (Items 5, 6, 8, 9, 10, and 11)	**$ 46,200.00**
12. TOTAL PRIOR CONTRACT AMOUNT	N.A.
TOTAL AMENDED CONTRACT AMOUNT	N.A.

7

SUBJECT: RFQ FOR DESIGN BUILD SERVICES LASALLE STREET DRAINAGE IMPROVEMENTS

BID #: CDB-0012-21 **OPEN DATE: 2020-11-04**

COMPETITIVE SEALED PROPOSAL EVALUATION COMMITTEE

KIND AND BASIS OF CONTRACT: CONSTRUCTION – DESIGN/BUILD- PRE-QUALIFICATIONS

AGENCY: DEPARTMENT OF PUBLIC WORKS

BASIS OF AWARD: EVALUATION CRITERIA

NUMBER OF BIDS INVITED: 6 **NUMBER RECEIVED:** 4 **OTHER:** 0

SUMMARY OF BIDS AND RECOMMENDED ACTIONS:

Recommend approval to amend the award with Haskell Company to incorporate Phase 2 Scope & Fee Summary, Exhibit B, known as Amendment 1, to provide drainage design to 60% for Phase 2, not to exceed $4,200,000.00. The total estimated design time will be 9 months from the Notice to Proceed. The new total project GMP not to exceed $6,309,194.76.

Funding Source: 44102.153004.565050.001266.00000000.00000.0000000 - $2,263,164.15
32111.153119.565051.001266.00000000.00000.0000000 - $1,936,835.85
To be executed by formal contract and encumbered via Purchase Order

ATTACHMENTS: Recommendation Memo, Exhibit B, and Previous Awards

ANALYST JACLYN STAMOS

RESPECTFULLY SUBMITTED GREGORY PEASE, CHIEF PROCUREMENT DIVISION

CONCURRENCE BY: John P. Pappas, P.E., Director, Public Works Department

(ALL AWARD ACTIONS SUBJECT TO LAWFULLY APPROPRIATED FUNDS)
ACTION OF CSPEC COMMITTEE ON RECOMMENDATIONS ABOVE

MEMBERS APPROVING John M. Baxter, Theresa R. Eikner, Linda Reed, R. McCa

MEMBERS DISAPPROVING _____ DATE: _____

OTHER _____

ACTION OF AWARDING AUTHORITY DATE 7-29-22

APPROVED ✓ DISAPPROVED: _____

OTHER: _____

SIGNATURE OF AUTHENTICATION _____

Brian Hughes
Chief Administrative Officer
For: Mayor Lenny Curry
Under Authority of:
Executive Order No. 2019-02

9

SUBJECT: RFQ FOR DESIGN BUILD SERVICES LASALLE STREET DRAINAGE IMPROVEMENTS

BID #: CDB-0012-21 **OPEN DATE: 2020-11-04**

COMPETITIVE SEALED PROPOSAL EVALUATION COMMITTEE

KIND AND BASIS OF CONTRACT: CONSTRUCTION – DESIGN/BUILD- PRE-QUALIFICATIONS

AGENCY: DEPARTMENT OF PUBLIC WORKS

BASIS OF AWARD: EVALUATION CRITERIA

NUMBER OF BIDS INVITED: 6 **NUMBER RECEIVED:** 4 **OTHER:** 0

SUMMARY OF BIDS AND RECOMMENDED ACTIONS:

The City of Jacksonville entered into negotiations with The Haskell Company for the Design-Build Services LaSalle Street Drainage Improvements. Upon successful negotiations, the City received a proposal for preliminary design (60%) to be performed by the Design-Build firm.

Recommend approval of award to The Haskell Company, in the guaranteed maximum price not-to-exceed $2,109,194.76. Exhibit A incorporates the attached scope and fee summary. The total estimated design time will be 270 days from the Notice to Proceed.

Funding for this award is to be executed by formal contract and encumbered by account 44102.153004.565050.001266.00000000.00000.0000000.

ATTACHMENTS: Recommendation Memo, Exhibit A, Section 2.6, JSEB Memo, Previous Awards

ANALYST BRYAN MATUS

RESPECTFULLY SUBMITTED GREGORY PEASE, CHIEF PROCUREMENT DIVISION

CONCURRENCE BY: John P. Pappas, P.E., Director, Public Works Department

(ALL AWARD ACTIONS SUBJECT TO LAWFULLY APPROPRIATED FUNDS)
ACTION OF CSPEC COMMITTEE ON RECOMMENDATIONS ABOVE

MEMBERS APPROVING 5 MEMBERS DISAPPROVING 0 DATE: 1/13/2022

OTHER

ACTION OF AWARDING AUTHORITY DATE 1-18-22

APPROVED ✓ DISAPPROVED:

OTHER:

SIGNATURE OF AUTHENTICATION

Brian Hughes
Chief Administrative Officer
For Mayor Lenny Curry
Under Authority of
Executive Order No. 2019-02

SUBJECT: RFQ FOR DESIGN BUILD SERVICES LASALLE STREET DRAINAGE IMPROVEMENTS

BID # CDB-0012-21 OPEN DATE: 2020-11-04

COMPETITIVE SEALED PROPOSAL EVALUATION COMMITTEE

KIND AND BASIS OF CONTRACT: CONSTRUCTION – DESIGN/BUILD- PRE-QUALIFICATIONS

AGENCY: DEPARTMENT OF PUBLIC WORKS

BASIS OF AWARD: EVALUATION CRITERIA

NUMBER OF BIDS INVITED: 6 NUMBER RECEIVED: 4 OTHER: 0

SUMMARY OF BIDS AND RECOMMENDED ACTIONS:
The City of Jacksonville received four proposals all have been reviewed and ranked Subsequently, presentations were conducted and evaluated on March18, 2021. Based upon the combination of proposal and presentation evaluations, scores and rankings are as follows listed alphabetically:

3) CDM Constructors, Inc.
2) Jacobs Project Management Company
1) The Haskell Company

Recommend approval to enter into negotiations with The Haskell Company for the Design Build Services for LaSalle Street Drainage Improvements.

Attachments: Recommendation Memo, Scoring Matrix, Previous Award

ANALYST Nerok Hulitt for MARILYN LAIDLER RESPECTFULLY SUBMITTED GREGORY PEASE, CHIEF PROCUREMENT DIVISION

CONCURRENCE BY: John P. Pappas, P.E., Director, Public Works Department

(ALL AWARD ACTIONS SUBJECT TO LAWFULLY APPROPRIATED FUNDS)
ACTION OF CSPEC COMMITTEE ON RECOMMENDATIONS ABOVE

MEMBERS APPROVING 5 MEMBERS DISAPPROVING 0 DATE: 4/29/2021

OTHER

ACTION OF AWARDING AUTHORITY DATE 4/29/2021

APPROVED ✓ BH DISAPPROVED:

OTHER:

SIGNATURE OF AUTHENTICATION

SUBJECT: RFQ FOR DESIGN BUILD SERVICES LASALLE STREET DRAINAGE IMPROVEMENTS

BID # CDB-0012-21

OPEN DATE: 2020-11-04

COMPETITIVE SEALED PROPOSAL EVALUATION COMMITTEE

KIND AND BASIS OF CONTRACT:
CONSTRUCTION – DESIGN/BUILD- PRE-QUALIFICATIONS

AGENCY: DEPARTMENT OF PUBLIC WORKS

BASIS OF AWARD: EVALUATION CRITERIA

NUMBER OF BIDS INVITED: 6 NUMBER RECEIVED: 4 OTHER: 0

SUMMARY OF BIDS AND RECOMMENDED ACTIONS:
The City of Jacksonville received four proposals all have been reviewed and ranked. Based on the average score, the following firms listed alphabetically were determined to be the most qualified of those submitting qualifications. Listed below are the top firms with scores listed alphabetically and ranking:

3) CDM Constructors, Inc. - 91.50
2) Jacobs Project Management Company- 91.75
1) The Haskell Company-92.75

Pursuant to Section 2.6- Award of Contract of RFP, recommend approval to move forward with presentation/interviews before CSPEC at next meeting.

Attachments: Recommendation Memo. Scoring Matrix Section 2.6, Attachment B- Evaluation Criteria

ANALYST MARILYN LAIBLER

RESPECTFULLY SUBMITTED GREGORY PEASE, CHIEF PROCUREMENT DIVISION

CONCURRENCE BY: John P. Pappas, P.E., Director, Public Works Department

(ALL AWARD ACTIONS SUBJECT TO LAWFULLY APPROPRIATED FUNDS)
ACTION OF CSPEC COMMITTEE ON RECOMMENDATIONS ABOVE

MEMBERS APPROVING 5 MEMBERS DISAPPROVING 0 DATE: 3/11/2021

OTHER

ACTION OF AWARDING AUTHORITY DATE 3/11/21

APPROVED ✓ DISAPPROVED

OTHER:

SIGNATURE OF AUTHENTICATION

Brian Hughes
Chief Administrative Officer
~~For: Mayor Lenny Curry~~
Under Authority of:
Executive Order No: 2019-02