SUBJECT: RFQ- FOR DESIGN-BUILD SERVICES FOR HORIZONTAL/CIVIL (HORIZONTAL) DESIGN BUILD PROJECTS

BID #: CDB-0132-21 **OPEN DATE: 2021 AUG 04**

COMPETITIVE SEALED PROPOSAL EVALUATION COMMITTEE

KIND AND BASIS OF CONTRACT: CONSTRUCTION- DESIGN/BUILD

AGENCY: PUBLIC WORKS

BASIS OF AWARD: EVALUATION CRITERIA

NUMBER OF BIDS INVITED: 5 **NUMBER RECEIVED: 4** **OTHER: 0**

SUMMARY OF BIDS AND RECOMMENDED ACTIONS:
Recommend approval to amend the award with J.B. Coxwell Contracting, Inc. (contract number 71754-22), to incorporate the attached Scope and Fee Summary, Exhibit T-1, known as Amendment 17A, for Fire Station #19 Driveway Repairs and ADA Parking Improvements which includes design and construction for concrete and asphalt repairs along with associated drainage. Total not to exceed $467,089.54 which includes $51,045.44 in contingency and bonds, allowing for 180 days from notice to proceed for Part #1 and 120 days from notice to proceed for Part #2.

FUNDING SOURCE: 32124.153103.565051.010412.00000.0000000 - To be executed by formal contract amendment through the Office of General Counsel and encumbered by purchase order.

ATTACHMENTS: Recommendation Memo, Exhibit T-1, Previous Award(s)

ANALYST: Benjamin Kemp

RESPECTFULLY SUBMITTED: DUSTIN FREEMAN, CHIEF PROCUREMENT DIVISION

CONCURRENCE BY: Nina Sickler, P.E. Director of Public Works

(ALL AWARD ACTIONS SUBJECT TO LAWFULLY APPROPRIATED FUNDS)
ACTION OF CSPEC COMMITTEE ON RECOMMENDATIONS ABOVE

MEMBERS APPROVING _____ MEMBERS DISAPPROVING _____ DATE: _____

_____ _____ OTHER: _____

_____ _____

_____ _____

_____ _____

_____ _____

ACTION OF AWARDING AUTHORITY DATE _____

APPROVED _____ DISAPPROVED _____

OTHER _____

SIGNATURE OF AUTHENTICATION _____

DocuSign Envelope ID: B3C0B61B-6047-4D24-8D49-DBFFC454C0EC

City of Jacksonville, Florida

Donna Deegan, Mayor

Department of Public Works
Engineering & Construction Management Division
214 N. Hogan Street, 10th Floor
Jacksonville, FL 32202
(904) 255-8762
Jacksonville.gov

A NEW DAY.

May 29, 2024

TO: Dustin Freeman
Chief of Procurement

THRU: Nina Sickler, P.E. DocuSigned by: Nina Sickler 1EFA223D5023487
Director of Public Works

FROM: Sheldon D. Gibbs, P.E. DocuSigned by: Sheldon D. Gibbs, P.E. 8A3DE27BA8A71C8...
Acting Chief, Engineering and Construction Management

SUBJECT: Amendment #17A Contract No. #71754-22 Bid #CDB-0132-21
J. B. Coxwell Contracting, Inc.
Design Build Services: Fire Station #19 Driveway Repairs and ADA Parking Improvements

---

Based on the Design Criteria Package (DCP) developed by City Engineers, the Department of Public Works, in accordance with Design/Build Bid #CDB-0132-21, Contract #71754-22, has completed negotiations with J. B. Coxwell Contracting, Inc., for Fire Station #19 Driveway Repairs and ADA Parking Improvements, which includes design and construction for concrete and asphalt repairs along with associated drainage. Negotiations have resulted in the attached Scope and Fee, Exhibit T-1 for a GMP amount of $467,089.54, which includes bonds and $51,045.44 in contingency, allowing for the completion of the work within 180 calendar days from the notice to proceed for Part #1 and 120 calendar days from the notice to proceed for Part #2. J. B. Coxwell Contracting is committed to meeting the 20% JSEB participation goals established for this contract.

Accordingly, this is to recommend that Contract #71754-22, executed May 23, 2022, for Bid #CDB-0132-21 between the City and J. B. Coxwell Contracting, Inc. for Design-Build Services- Horizontal/Civil (Horizontal) Design-Build Projects, be amended to incorporate the attached Scope and Fee Summary, Exhibit T-1 for Fire Station #19 Driveway Repairs and ADA Parking Improvements in the amount of $467,089.54, known as Amendment #17A.

Funding for this project should be encumbered as follows:

ACCOUNTS:		TOTAL
32124.153103.565051.010412.00000000.00000.0000000	Task 2	$467,089.54
TOTAL		$467,089.54

SDG/lw

cc: Dan VanSickle, P.E., Engineering and Construction Management

DocuSign Envelope ID: B3C0B61B-6047-4D24-8D49-DBFFC454C0EC

J.B. Coxwell Contracting, Inc.
6741 Lloyd Road West
Jacksonville, Florida 32254
Office (904) 786-1120 Fax (904) 783-2970

May 23, 2024 (Rev. #2)

Dan VanSickle, P.E.
City of Jacksonville Department of Public Works
Engineering & Construction Management Division
214 N. Hogan Street, 10th Floor
Jacksonville, Florida 32202

Re: Fee Proposal for Fire Station #19 Driveway Repairs & ADA Parking Improvements
Design-Build Construction Delivery for City of Jacksonville
City Contract No. 71754-22

Dear Mr. VanSickle, P.E.:

J.B. Coxwell Contracting, Inc. (JBCCI) is pleased to submit for your review and consideration the following design-build scope of services and attached lump sum fee proposal for the above referenced project. Part One scope of work in the attached Fee proposal includes design and construction for the concrete & asphalt repairs along with associated drainage. Design, geotechnical evaluations, and permitting are limited to the design scope in GAI's proposal and does not include tensest approval. Part two scope of work in the attached Fee proposal only includes design for the ADA-accessible parking space, handicap aisle and walkway to the front door of the fire station building. Redesigning this parking space will take into consideration of the driveway repairs in Part one with the goal to salvage the existing specimen oak tree.

The proposed lump sum amount for Part One (Design and Construction of Driveway Repairs) is $436,940.44, which includes a 15% project contingency. The proposed lump sum amount for Part Two (Design Only for the ADA Parking Space) is $30,149.10, which does not include a project contingency. The proposed lump sum for Part One and Part Two is $467,089.54. The project contingency is for the Design-Builder's benefit and not for changed field conditions, unknown field conditions or added scope of work. JBCCI will obtain a City of Jacksonville (COJ) right of way permit for this work as required. The work related to Part one of this project will be completed within one hundred eighty calendar days (180) from notice-to-proceed (NTP). The work related to Part Two of this project will be completed within one hundred twenty calendar days (120) from NTP concurrent with Part One. The duration of time allotted for COJ ten-set approval in Part Two is limited to 30 calendar days.

This lump sum proposal is inclusive of only those services noted on the attached fee summary and which are anticipated at this time. No services or work other than those noted in the fee proposal are included. In addition, any unknown condition(s) which may surface during construction or any other increase in scope of services may result in a request for applicable fees. No work will proceed however, without first obtaining approval from the City for any applicable services.

Based on an existing comment on the previously submitted plans, the COJ Building Department wants a Landscaping & Irrigation plan. A fee has been included in this proposal to provide landscaping & irrigation

DocuSign Envelope ID: B3C0B61B-6047-4D24-8D49-DBFFC454C0EC

plans. If the COJ Public Works Department can remove the requirement for landscaping & irrigation, the fees for landscaping & irrigation can be deducted via amendment.

Due to the volatility of materials and the constant fluctuations in material pricing/availability, this proposal is valid for 30 days and assumes Construction can commence 60 calendar days (60) from NTP.

We are again very appreciative of the opportunity to provide you with our design-build services. Should you have any questions or need any further information, please do not hesitate to contact us.

Regards,
J.B. Coxwell Contracting, Inc.
Josh Sowards
Josh Sowards
Director of Design Build Services

Date: 05/23/2024 (Rev #2)
Project: Fire Station 19 - Concrete/Asphalt Pavement Repairs - Part One
Design-Build Construction Delivery for City of Jacksonville
City Contract No. : 71754-22

Item	Quantity	U/M	Unit Price	Amount
Fire Station 19 - Pavement Repairs - Part One				
General Conditions	1.00	LS	$ 83,267.69	$ 83,267.69
Construction Survey (Field Work Only)	1.00	LS	$ 11,511.43	$ 11,511.43
QC Testing Allowance	1.00	LS	$ 7,500.00	$ 7,500.00
JBCCI Preconstruction Services	1.00	LS	$ 3,555.00	$ 3,555.00
GAI Design Services	1.00	LS	$ 42,566.26	$ 42,566.26
MOT & Safety	1.00	LS	$ 6,000.00	$ 6,000.00
Site Preparation & Demolition	1.00	LS	$ 4,938.63	$ 4,938.63
Earthwork - Grading	1.00	LS	$ 8,667.90	$ 8,667.90
Erosion Control	1.00	LS	$ 3,273.36	$ 3,273.36
Demo Existing Asphalt & Base	3,800.00	SF	$ 3.17	$ 12,046.00
Stabilized Subgrade (6" Crushcrete ILO Mix)	3,740.00	SF	$ 3.70	$ 13,838.00
Base Construction (8" Crushcrete)	3,740.00	SF	$ 4.25	$ 15,895.00
2.5" SP-12.5 Asphalt Pavement	3,740.00	SF	$ 3.48	$ 13,015.20
City Standard Curb & Gutter	190.00	LF	$ 58.09	$ 11,037.10
Valley Gutter (2 ft.)	105.00	LF	$ 80.52	$ 8,454.60
Asphalt Repair (Valley Gutter Adjust)	1.00	LS	$ 4,408.06	$ 4,408.06
Concrete Slab Prep and Demo	150.00	SF	$ 23.72	$ 3,558.00
8" HD Concrete w/ Rebar 12" OC (4000 psi)	150.00	SF	$ 26.02	$ 3,903.00
1.00" Mill & Resurface Asphalt	5,850.00	SF	$ 1.73	$ 10,120.50
Asphalt Repair (Trench/Cracks)	600.00	SF	$ 21.36	$ 12,816.00
Curb (Remove/Replace) (Trench)	20.00	LF	$ 119.77	$ 2,395.40
15" RCP Storm Drain	80.00	LF	$ 115.04	$ 9,203.20
Type C DBI	2.00	EA	$ 8,319.81	$ 16,639.62
Connect to Exist. Storm	2.00	EA	$ 2,638.63	$ 5,277.26
Concrete Flume	2.00	EA	$ 2,666.32	$ 5,332.64
Adjust Ex. Storm Inlet	2.00	EA	$ 3,282.03	$ 6,564.06
Grass Restoration (Sod)	1,400.00	SF	$ 1.26	$ 1,764.00
Remove / Replace Fence Allowance	1.00	LS	$ 4,500.00	$ 4,500.00
Striping Allowance	1.00	LS	$ 4,500.00	$ 4,500.00
End of Job Clean-Up	1.00	LS	$ 3,755.00	$ 3,755.00
Subtotal - Roadway Construction				**$ 340,302.91**
Contingency	15.0%			$ 51,045.44
Bond				$ 5,870.23
Design Builder Fee	10.0%			$ 39,721.86
Fire Station 19 Pavement Repairs Part One GRAND TOTAL				**$ 436,940.44**

Contract Fee Sumary for Engineering Division
DB Services for Horizontal/Civil Engineering Projects
City of Jacksonville, FL

PART I - GENERAL

1. Project COJ DB - Fire Station 19 - Part 2 - ADA Parking Space Design Services	**2. City Contract Number** 71754-22
3. Name of Contractor **J. B. Coxwell Contracting, Inc.**	**4. Date of Proposal** 5/23/2024 (rev. #2)

PART II - LABOR RELATED COSTS

5. DIRECT LABOR	Hourly Rate	Estimated Hours	Estimated Costs	TOTAL
Principal (Senior Officer)	$ 110.00	2.00	$ 220.00	
Design Build Manager	$ 90.00	10.00	$ 900.00	
Project Manager	$ 90.00	-	$ -	
Project Engineer	$ 70.00	-	$ -	
Administrative Assistant	$ 35.00	5.00	$ 175.00	
Estimator	$ 55.00	-	$ -	
Estimating Assistant	$ 35.00	-	$ -	
Staff Accountant	$ 55.00	-	$ -	
CADD / Comp Technician	$ 30.00	-	$ -	
			TOTAL DIRECT LABOR	$ 1,295.00
6. OVERHEAD (Combined Fringe Benefits & Administrative) ***Overhead Rate 54.46%***				$ 705.26
			LABOR SUB-TOTAL	$ 2,000.26

PART III - OTHER COSTS

7. MISCELLANEOUS DIRECT COSTS	
Misc. Direct Expenses	$ 750.00
MISCELLANEOUS DIRECT COSTS TOTAL	$ 750.00
8. SUBCONSULTANTS/SUBCONTRACTORS	
GAI Consultants, Inc. (ADA Accessible Parking Space - 100% Design - Ten-Set Approved)	$ 24,252.97
SUBCONSULTANTS / SUBCONTRACTORS TOTAL	$ 24,252.97
OTHER COSTS SUB-TOTAL	$ 25,002.97

PART IV - CONTINGENCY

9. CONTINGENCY	x *0%*	

PART V - FEE SUMMARY

SUBTOTAL - (Parts II & III, IV)		**$27,003.23**
10. Design Builder Fee (Parts II & III)	x *10.0%*	$ 2,700.32
11. Payment & Performance Bond		**$445.55**
GRAND TOTAL (1-11)		**$ 30,149.10**

DocuSign Envelope ID: B3C0B61B-6047-4D24-8D49-DBFFC454C0EC

gai consultants
transforming ideas into reality

May 3, 2023

Josh Sowards
Project Manager
J. B. Coxwell Contracting, Inc.
6741 Lloyd Road
Jacksonville, FL 32254

Subject: RFQ: CDB-0132-21: Fire Station #19 Concrete Driveway and Drainage Repairs – 1072 Rogero Rd, Jacksonville, FL 32211.

Dear Mr. Sowards,

GAI Consultants, Inc. (GAI) respectfully submits the following Scope of Services and Design Fee Proposal to complete a 100% Plan Set for the City of Jacksonville Fire Rescue Department - Fire Station No. 19 which has a building address of 1072 Rogero Road. The property Real Estate number is 141517 0100. The Fire Station is located in between Rogero Road and Eastdale St.

GAI understands that the existing front asphalt drive apron, towards Rogero Road, experiences stormwater ponding after rain events, due to the existing driveway grades and the inefficiency of the existing drainage system to collect the water from surface and convey it offsite. In addition, drainage issues are also present in the rear lot towards Eastdale St. The rear lot will require milling and resurfacing in addition to drainage improvements that will include the installation of stormwater infrastructure. GAI proposes to develop 100% Design Plans to address this deficiency as outlined in the Design Criteria Package (DCP) provided to the design-build team. The portion of this project (Maintenance) will not require a city 10-Set Review.

The City has also requested that GAI's engineering effort include the proposed ADA parking space and sidewalk to the building entrance. GAI's scope and fee for this effort includes a 10-set submittal. It is assumed that no tree mitigation will be required as part of this design effort, however GAI's scope and fee does include landscape and irrigation plans.

Based on the above, the design scope has been broken into two components as further outlined below:

Driveway Maintenance

- Field review of the project site with the City of Jacksonville Department of Public Works and Fire Rescue Staff Members.
- Topographic Survey.
- Utility Coordination.
- Geotechnical Investigation – to include 4 borings (two in the front, two in the rear avoiding emergency vehicular traffic) per attached proposal from Meskel & Associates Engineering, PLLC.
- 90% Plans Submittal to the City for review.
- 100% Plans Submittal for City Project Manager Approval, No 10-Set Approval Required.
- The design plans shall include the following plan sheets: key sheet, general notes sheet, topographic survey, site and grading plan with spot elevations, erosion control plan and maintenance of traffic general notes.
- Post Design Services.

ADA Parking Improvements

- The design plans shall include the following plan sheets: key sheet, general notes sheet, topographic survey, site and grading plan with spot elevations, erosion control plan and maintenance of traffic general notes.

DocuSign Envelope ID: B3C0B61B-6047-4D24-8D49-DBFFC454C0EC

- 60% Plans Submitted to City of Jacksonville for the 10-Set Review portion of this project.
- 100% Plans Submittal for City 10-set Approval.
- Post Design Services.

Finally, as this is a maintenance project, GAI does not anticipate the need for a St Johns River Water Management District Permit and has accordingly excluded that service from this proposal.

Thank you for the opportunity to submit this proposal. I trust that this proposal meets with your expectations. If you have any questions, please feel free to contact us for further discussion.

Sincerely,

Nick Mousa, AICP
Assistant Vice President

Attachments:

Fee Summary for Driveway Maintenance
Fee Summary for ADA Improvements
Proposal from Meskel & Associates Engineering dated 02/21/24

DocuSign Envelope ID: B3C0B61B-6047-4D24-8D49-DBFFC454C0EC

CONTRACT FEE SUMMARY FOR FIRE STATION # 19 DRIVEWAY MAINTENANCE

PART I - GENERAL

1. Project - D/B Construction Delivery for COJ Fire Station #19 Driveway Maintenance	**2. Project Number** R210597.09
3. Name of Consultant GAI Consultants, Inc.	**4. Date of Proposal** 5/3/2024

PART II - LABOR RELATED COSTS

5. DIRECT LABOR	Hourly Rate	Estimated Hours	Estimated Cost	TOTAL
Principal	$ 111.33	2	$ 222.66	
Project Manager (Responsible Prof.)	$ 95.00	12	$ 1,140.00	
Senior Project Engineer	$ 79.98	16	$ 1,279.68	
Project Engineer	$ 63.07	0	$ 0.00	
Engineer Intern	$ 37.70	30	$ 1,131.00	
Senior Designer	$ 46.78	60	$ 2,806.80	
Designer/Sr. CADD Technician	$ 35.84	80	$ 2,867.20	
CADD Technician	$ 29.37	28	$ 822.36	
Clerical	$ 26.93	2	$ 53.86	
Survey Manager (PSM)	$ 69.29	8	$ 554.32	
Three Man Survey Crew	$ 100.21	16	$ 1,603.36	
			TOTAL DIRECT LABOR	**$ 12,481.24**

6. OVERHEAD (Combined Fringe Benefits & Administrative) Overhead Rate 177.99%		$ 22,215.36
7. SUBTOTAL: Labor + Overhead (Items 5 & 6)		**$ 34,696.60**
8. PROFIT: Labor Related Costs (Item 7)	x 10%	$ 3,469.66
SUB-TOTAL SALARY RELATED COSTS		**$ 38,166.26**

PART III - OTHER COSTS

9. MISCELLANEOUS DIRECT COSTS (Lump Sum) Misc. Direct Expenses (Lump Sum)	$ 200.00
MISCELLANEOUS DIRECT COSTS SUB-TOTAL	**$ 200.00**
10. SUBCONTRACTS Goetechnical Allowance	$ 4,200.00
SUB-CONTRACT SUB-TOTAL	**$ 4,200.00**

PART IV - SUMMARY

TOTAL LUMP SUM AMOUNT (Items 5, 6, 8, 9 and 10)	**$ 42,566.26**

DocuSign Envelope ID: B3C0B61B-6047-4D24-8D49-DBFFC454C0EC

Exhibit A - Page 2 of 2
CONTRACT FEE SUMMARY FOR
FIRE STATION # 19 ADA IMPROVEMENTS (10-SET)

PART I - GENERAL	
1. Project - D/B Construction Delivery for COJ FS19 ADA Parking Improvements (10-Set)	**2. Project Number** R210597.09
3. Name of Consultant GAI Consultants, Inc.	**4. Date of Proposal** 5/3/2024

PART II - LABOR RELATED COSTS				
5. DIRECT LABOR	Hourly Rate	Estimated Hours	Estimated Cost	TOTAL
Principal	$ 111.33	2	$ 222.66	
Project Manager (Responsible Prof.)	$ 95.00	6	$ 570.00	
Senior Project Engineer	$ 79.98	8	$ 639.84	
Project Engineer	$ 63.07	0	$ 0.00	
Engineer Intern	$ 37.70	8	$ 301.60	
Senior Designer	$ 46.78	16	$ 748.48	
Designer/Sr. CADD Technician	$ 35.84	40	$ 1,433.60	
CADD Technician	$ 29.37	12	$ 352.44	
Clerical	$ 26.93	0	$ 0.00	
Survey Manager (PSM)	$ 69.29	0	$ 0.00	
Three Man Survey Crew	$ 100.21	0	$ 0.00	
			TOTAL DIRECT LABOR	**$ 4,268.62**
6. OVERHEAD (Combined Fringe Benefits & Administrative) Overhead Rate 177.99%				$ 7,597.72
7. SUBTOTAL: Labor + Overhead (Items 5 & 6)				**$ 11,866.34**
8. PROFIT: Labor Related Costs (Item 7)			x 10%	$ 1,186.63
			SUB-TOTAL SALARY RELATED COSTS	**$ 13,052.97**

PART III - OTHER COSTS	
9. MISCELLANEOUS DIRECT COSTS (Lump Sum) Misc. Direct Expenses (Lump Sum)	$ 1,200.00
MISCELLANEOUS DIRECT COSTS SUB-TOTAL	**$ 1,200.00**
10. SUBCONTRACTS (Allowances) Irrigation Allowance Landscape Allowance	 $ 2,500.00 $ 7,500.00
SUB-CONTRACT SUB-TOTAL	**$ 10,000.00**

PART IV - SUMMARY	
TOTAL LUMP SUM AMOUNT (Items 5, 6, 8, 9 and 10)	**$ 24,252.97**

DocuSign Envelope ID: B3C0B61B-6047-4D24-8D49-DBFFC454C0EC

Meskel & Associates Engineering
Geotechnical ▸ Environmental ▸ Inspection ▸ Testing

February 21, 2024

Mr. Stephen Reed
GAI Consultants, Inc.
12574 Flagler Center Blvd., Suite 202
Jacksonville, Florida 32258

Subject: Proposal for Geotechnical Exploration and Engineering Services
COJ Fire Station 19
Jacksonville, Florida
MAE Proposal No. 240069

Dear Mr. Reed:

MESKEL & ASSOCIATES ENGINEERING, PLLC (MAE) is pleased to present this proposal to provide the geotechnical exploration and engineering services for the subject project. We understand the purpose of our exploration is to observe and report the subsurface soil conditions and measured groundwater level within the area of the driveway and parking areas of the existing fire station located at 1072 Rogero Road in Jacksonville, Florida.

Based on the provided information, we understand the following field services are requested:

Test Location	Test No. & Type	Test Depth ft below ground surface
Fire Station 19 Driveway and Parking Areas	4 Pavement Cores with Hand Auger Borings	6

In accordance with Florida law, we will attempt to locate existing underground utilities at the site by utilizing the Sunshine State One-Call (SSOC) system. Any private utilities not included in the SSOC system will need to be located by the property Owner. Once the Auger borings are completed, they will be backfilled with soil cuttings and the borehole capped with an asphaltic cold-patch material.

The recovered soil samples will be described in the field by the field crew. The field logs and samples will be delivered to our laboratory where the logs will be reviewed, and the samples classified by a geotechnical engineer. Laboratory classification and index property tests will be performed as necessary on selected soil samples to confirm the soil classification.

A geotechnical engineer, licensed in the State of Florida, will direct the geotechnical exploration and provide an engineering evaluation of the subsurface conditions encountered at the boring locations. The results of the exploration and engineering evaluation will be documented in a report that will include the following:

- Our understanding of the planned construction,
- The observed site conditions, such as pavement surface condition, topography, surface vegetation, etc.,
- The field and laboratory test procedures used, and the results obtained, and
- The encountered subsurface conditions, including subsurface profiles, measured groundwater levels, and estimated geotechnical engineering properties, as necessary.

DocuSign Envelope ID: B3C0B61B-6047-4D24-8D49-DBFFC454C0EC

Based on the scope of the services outlined above, we propose to complete our work for a lump sum fee of **$4,200**. This fee includes submittal of an electronic copy of the report. Bound, paper copies can be provided at an additional cost of $50 per copy. We will contact you immediately if we encounter subsurface conditions that could require the borings to be advanced to deeper depths, and/or if additional engineering analysis/evaluation outside the scope of this proposal is necessary.

A returned copy of the attached authorization sheet will authorize our work. Our work will be performed in accordance with our General Conditions, a copy of which is attached to and made a part of this proposal.

Once authorization is received, a utility locate request will be submitted. We will mobilize our field crew to the site within one week once the utilities have been marked and located. We anticipate that the fieldwork will take 1 day to complete. Verbal results can be provided within 4 to 5 days after completion of the field work. Laboratory testing will take up to 5 days depending on the amount of lab testing assigned. We expect to submit our geotechnical report 3 to 4 weeks after completion of the field and laboratory testing.

We appreciate this opportunity to provide this proposal for your project. If you have any questions concerning this proposal, or if we can serve you in any other way, please contact us.

Sincerely,
MESKEL & ASSOCIATES ENGINEERING, PLLC (MAE)

G. Clayton Purvis, E.I.
Staff Engineer

P. Rodney Mank, P.E.
Principal Engineer

Distribution: Stephen Reed – GAI Consultants, Inc. One e-mail copy

PROPOSAL AUTHORIZATION
For Geotechnical Services
COJ Fire Station 19
Jacksonville, Florida
MAE Proposal No. 240069

Billing Information:

Company Name: _____

Attention: _____
Company
Address: _____

Phone No.: _____ Email: _____

Project Contact Name:
(if different than above) _____

Additional Reports: Please List Below Any Additional Parties To Receive Reports.

1. _____

_____

No. of Reports Required:_____

2. _____

_____

No. of Reports Required:_____

NOTE: Our fee includes submittal of an electronic copy for each report. If bound paper copies are requested, the client will be charged $50 for each additional copy.

MAE invoices should be received by you by the _____ of each month (date required for your processing)

The Client representative named below has read the General Conditions that are attached and made a part of this proposal, and agrees to be bound to the terms of the General Conditions.

Name: _____ Title: _____

Signature: _____ Date: _____

PROPOSAL DOCUMENT GENERAL CONDITIONS

Payment – Payment shall be due within 30 days after date of invoice.

Insurance – Meskel & Associates Engineering (MAE) maintains Commercial General Liability with limits of $1,000,000 – per occurrence, $2,000,000 general aggregate, $2,000,000 products and completed operations aggregate. A certificate of insurance can be provided at your request evidencing such coverage. All subcontractors to MAE maintain Workers' Compensation, Employer's Liability with limits of $1,000,000 bodily injury by accident – each accident, $1,000,000 bodily injury by disease – each employee, $1,000,000 bodily injury by disease – policy limit. Workers Compensation coverage is in accordance with the Workers Compensation Law for the State of Florida.

Professional Liability: MAE maintains Professional Liability with limits of $2,000,000 each claim and $3,000,000 aggregate. A certificate of insurance can be provided at your request evidencing such coverage.

Right-of-Entry – Unless otherwise agreed, Client will furnish right-of-entry on the property for MAE to make the planned borings, surveys, and/or exploration. MAE will take reasonable precautions to minimize damage to the property caused by its equipment and sampling procedures, but the cost of restoration or damage which may result from the planned operations is not included in the contracted amount.

Legal Jurisdiction – The parties agree that any actions brought to enforce any provision of this Agreement shall only be brought in a court of competent jurisdiction located in Jacksonville, Duval County, Florida.

Damage to Existing Man-made Objects – It shall be the responsibility of the Owner or his duly authorized representative to disclose the presence and accurate location of all hidden or obscure man-made objects relative to field tests, sampling, or boring locations. When cautioned, advised or given data in writing that reveal the presence or potential presence of underground or overhead obstructions, such as utilities, MAE will give special instructions to its field personnel. As evidenced by your acceptance of this proposal, Client agrees to indemnify and save harmless MAE from all claims, suits, losses, personal injuries, death and property liability resulting from unusual subsurface conditions or damages to subsurface structures, owned by Client or third parties, occurring in the performance of the proposed work, whose presence and exact locations were not revealed to MAE in writing, and to reimburse MAE for expenses in connection with any such claims or suits, including reasonable attorney's fees.

Limitation of Responsibility – Client hereby agrees to the fullest extent permitted by law the Consultant's total liability to Client for any and all injuries, claims, losses, expenses or damages whatsoever arising out of or in any way relating to the project, the site, or this Agreement from any cause or causes including but not limited to the Consultant's negligence, errors, omissions, strict liability, breach of contract, or breach of warranty shall not exceed the greater of the total amount paid by the Client for the services of the Consultant under this contract or $50,000.00, whichever is greater.

Client and the Consultant agree that to the fullest extent permitted by law the Consultant shall not be liable to Client for any special, indirect or consequential damages whatsoever, whether caused by the Consultant's negligence, errors, omissions, strict liability, breach of contract, breach of warranty or other cause or causes whatsoever.

To the fullest extent permitted by law, Client agrees to defend, indemnify, and hold Consultant, its agents, subcontractors, and employees harmless from and against any and all claims, defense costs, including attorneys' fees, damages, and other liabilities arising out of or in any way related to Consultant's reports or recommendations concerning this Agreement, Consultant's presence on the project property, or the presence, release, or threatened release of asbestos, hazardous substances, or pollutants on or from the project property; **provided that** Client shall not indemnify Consultant against liability for damages to the extent caused by the negligence or intentional misconduct of Consultant, its agents, subcontractors, or employees.

Use of Documents – All documents, including but not limited to drawings, specifications, reports, and data or programs stored electronically, prepared by the Consultant are related exclusively to the services described in this Agreement, and may be used only if the Client has satisfied all of its obligations under this Agreement. They are not intended or represented to be suitable for use, partial use or reuse by the Client or others on extensions of this project or on any other project. Any modifications made by the Client to any of the Consultant's documents, or any use, partial use or reuse of the documents without written authorization or adaptation by the Consultant will be at the Client's sole risk and without liability to the Consultant, and the Client shall indemnify, defend and hold the Consultant harmless from all claims, damages, losses and expenses, including but not limited to attorneys' fees, resulting therefrom. The Consultant's electronic files and source code developed in the development of application code remain the property of the Consultant and shall be provided to the Client only if expressly provided for in this Agreement. Any electronic files not containing an electronic seal are provided only for the convenience of the Client, and use of them is at the Client's sole risk. In the case of any defects in the electronic files or any discrepancies between them and the hardcopy of the documents prepared by the Consultant, the hardcopy shall govern. Because data stored in electronic media format can deteriorate or be modified without the Consultant's authorization, the Client has 60 days to perform acceptance tests, after which it shall be deemed to have accepted the data.

PURSUANT TO FLORIDA STATUTES SECTION 558.0035 (2013) AN INDIVIDUAL EMPLOYEE OR AGENT OF MAE MAY NOT BE HELD INDIVIDUALLY LIABLE FOR NEGLIGENCE.

Sampling or Testing Location – Unless specifically stated to the contrary, the fees included in this proposal do not include costs associated with professional land surveying of the site or the accurate horizontal and vertical locations of tests. Field tests or boring locations described in our report or shown on our sketches are based on specific information furnished to us by others or estimates made in the field by our technicians. Such dimensions, depths or elevations should be considered as approximations unless otherwise stated in the report.

Sample Handling and Retention – Generally test samples or specimens are consumed and/or substantially altered during the conduct of tests and MAE, at its sole discretion, will dispose (subject to the following) of any remaining residue immediately upon completion of test unless required in writing by the Client to store or otherwise handle the samples. (a) NON HAZARDOUS SAMPLES: At Client's written request, MAE will store test samples and specimens, or the residue thereof for ninety (90) days after submission of MAE's report to Client free of storage charges. After the initial 90 days and upon written request, MAE will store test specimens or samples for a mutually acceptable storage charge and period of time. (b) HAZARDOUS OR POTENTIALLY HAZARDOUS SAMPLES: In the event that samples contain substances or constituents hazardous or detrimental to human health, safety or the environment as defined by federal, state or local statutes, regulations, or ordinances ("Hazardous Substances" and "Hazardous Constituents", respectively), MAE will, after completion of testing and at Client's expense: (i) return such samples to Client; (ii) using a manifest signed by Client as generator, will have such samples transported to a location selected by Client for final disposal. Client agrees to pay all costs associated with the storage, transport, and disposal of such samples. Client recognizes and agrees that MAE is acting as a Bailee and at no time does MAE assume title of said waste.

Discovery of Unanticipated Hazardous Materials – Hazardous materials or certain types of hazardous materials may exist at a site where there is no reason to believe they could or should be present. MAE and Client agree that the discovery of unanticipated hazardous materials constitutes a changed condition mandating a renegotiation of the scope of work or termination of services. MAE and Client also agree that the discovery of unanticipated hazardous materials may make it necessary for MAE to take immediate measures to protect health and safety. MAE agrees to notify Client as soon as practicable should unanticipated hazardous materials or suspected hazardous materials be encountered. Client encourages MAE to take any and all measures that, in MAE's professional opinion, are justified to preserve and protect the health and safety of MAE's personnel and the public. Client agrees to compensate MAE for the additional cost of working to protect employees' and the public's health and safety. In addition, Client waives any claim against MAE, and agrees to defend, indemnify and save MAE harmless from any claim or liability for injury or loss arising from MAE's discovery of unanticipated hazardous materials or suspected hazardous materials. Client also agrees to compensate MAE for any time spent and expenses incurred by MAE in defense of any such claim, with such compensation to be based upon MAE's prevailing fee schedule and expense reimbursement policy relative to recovery of direct project costs.

Force Majeure – MAE shall not be held responsible for any delay or failure in performance of any part of this Agreement to the extent such delay or failure is caused by fire, flood, explosion, war, strike, embargo, government requirement, civil or military authority, acts of God, act or omission of subcontractors, carriers, client or other similar causes beyond its control.

DocuSign Envelope ID: B3C0B61B-6047-4D24-8D49-DBFFC454C0EC

REQUEST FOR PROPOSAL

FOR

DESIGN & CONSTRUCTION OF

FIRE STATION # 19 DRIVEWAY REPAIRS & ADA PARKING IMPROVEMENTS
1072 ROGERO ROAD, JACKSONVILLE, FL 32211
(RE #: 141517-0100)

DESIGN – BUILD SERVICES FOR HORIZONTAL/CIVIL ENGINEERING PROJECTS

CONTRACT: 71754-22

DESIGN CRITERIA PACKAGE

RELEASE DATE: March 12, 2024

PREPARED BY ENGINEERING & CONSTRUCTION MANAGEMENT DIVISION
CITY OF JACKSONVILLE, FLORIDA

FIRE STATION # 19 DRIVEWAY REPAIRS & ADA PARKING IMPROVEMENTS
1072 ROGERO ROAD
Jacksonville, FL 32211

RFQ: CDB-0132-21

1. INTRODUCTION AND LOCATION:

This Design Criteria Package (DCP) specifies performance-based criteria for the Design & Construction of Driveway Repairs and the Design of ADA Parking Improvements at JFRD Fire Station #19. The extent of the Construction shall follow the steps outlined within this document. The purpose of this DCP is to furnish sufficient information to allow a Design-Build Firm to prepare a response to the City's Request for Proposal (RFP) and to permit the City to enter into scope and fee negotiations for an amendment to Design-Build City Contract No. 71754-22.

The Fire Station No. 19 building address is 1072 Rogero Road. The property Real Estate number is 141517-0100. The Fire Station is located on the west side of Rogero Road, approximately 1,200 feet north of the Arlington Expressway and approximately 800 feet south of the Rogero Rd./Arlington Rd. roundabout.

The front driveway is in poor condition and experiences stormwater ponding after rain events due to the existing driveway grades. An example of the ponding that occurs is shown in Figure 2 below, although it doesn't necessarily represent the full magnitude of the issue.



FIGURE 1

FIGURE 2

2. General

The Design-Build Firm is responsible for Design, Permitting, and Construction of the repairs as described in this document. The Design-Build Firm (DBF) shall prepare and submit a Fee Proposal for the 100% Design and all required Permitting within twenty-one (21) calendar days from the release date of the DCP (March 12, 2024). **Therefore, the Fee Proposal shall be submitted no later than 2:00 P.M. on April 2, 2024, to Dan VanSickle, P.E., at 214 N. Hogan Street (Ed Ball Building), 10th Floor, Jacksonville, Florida 32202.** The Design-Build Firm may also include a Construction GMP in this submittal if there is adequate information available at the time, in the opinion of the DBF, to do so.

The Design-Build Firm shall attend one (1) meeting to discuss items pertaining to the proposed work. Any prior meetings attended will count toward this requirement.

The provisions of the DCP represent the minimum technical, material, and quality requirements for the foregoing project. The Design-Build Firm is bound by these requirements for the duration of the project, which includes the Design/Permitting phase and the Construction phase.

With the Fee Proposal, J.B. Coxwell Contracting, Inc. shall provide the Guaranteed Maximum Price (GMP) and the Guaranteed Completion Date (GCD) for the 100% Design and Permitting of the project. The Fee Proposal must include the proposed schedule for the tasks being performed up to and including final completion of the Design and Permitting of the proposed repairs. No more than one (1) week after receiving the Fee Proposal, the GMP & the GCD from J.B. Coxwell Contracting, Inc., the City shall commence negotiations to reach an agreement on terms of the GMP & GCD for the 100% Design and Permitting of the Driveway Repairs and ADA Parking at Fire Station # 19.

The Design Criteria Professional (Dan VanSickle, P.E.) may amend the provisions of the Design Criteria Package after it has been released to the Design-Build Firm, but before the expiration of the 21-day period designated for submittal of the Fee Proposal.

A DCP award for the 100% Design and all Permitting of the proposed Driveway Repairs and ADA Parking Improvements at Fire Station #19 may be issued at the City's initiative or at the request of the Design-Build Firm, upon approval by the Jacksonville Fire & Rescue Department, if the award is in the best interest of the City.

The Design and Permitting phase shall be completed within 180 calendar days of the official Design NTP. This includes the time associated with survey, geotechnical exploration (if necessary), utility locating (if necessary), and obtaining all required permits.

At the time of the 90% Plan submittal, if one has not already been submitted, the Design-Build Firm shall provide a GMP & GCD for the complete Construction of the Driveway Repairs only, in accordance with the provisions of this DCP and the Design-Build Firm's ongoing design. No more than one (1) week after receiving the Construction GMP & GCD from J.B. Coxwell Contracting, Inc., the City shall commence negotiations to reach an agreement on terms of the GMP & GCD for the Construction of only the Driveway Repairs at Fire Station #19. A DCP award for the Construction phase of the project may be issued at the City's initiative or at the request of the Design-Build Firm, upon approval by the Jacksonville Fire & Rescue Department, if the award is in the best interest of the City.

The Construction phase shall be completed within 90 calendar days of the official Construction NTP.

3. SCOPE OF WORK:

The Design-Build Firm (DBF) will be responsible for all design and permitting as described in this DCP, and for the Construction of the Driveway Repairs (front and rear). The ADA Parking portion of the project will be designed & permitted by the DBF but constructed by a different contractor who is already under contract for that work.

The Design-Build Firm (DBF) shall deliver their Fee Proposal for the 100% Design and Permitting of the noted Driveway Repairs and ADA Parking based on this DCP. The resulting plans and specifications shall be broken out with the Driveway Repairs submitted as one deliverable set and the ADA Parking addition submitted as another deliverable set. The Front Driveway Repairs and ADA Parking Improvements shall mesh with each other, with the understanding that the Front Driveway Repairs will be performed prior to the ADA Parking Construction. The Proposed Front Driveway shall be considered as the Existing Front Driveway for the ADA Parking plan set.

The resulting Driveway Repairs plans and specifications shall include all the information needed for the Design-Build Firm to move forward with the complete Construction of the Driveway Repairs (front and rear) after negotiating the terms of the Construction GMP & GCD with the City and receiving a subsequent DCP award for the Construction phase.

The resulting ADA Parking plans and specifications shall include all the information needed for a separate Contractor to move forward with the complete Construction of the ADA Parking Improvements.

The work required by the DBF for this project includes, but is not limited to:

- Becoming familiar with the existing conditions of Fire Station #19, including the site layout, existing topography & drainage patterns, and the locations & nature of the issues/damages.
- Reviewing City-provided documents & reports and requesting additional information as necessary.
- Contacting Sunshine State One-Call of Florida (811) for underground utility locates.

- Obtaining survey data of the project area
- Performing geotechnical explorations as needed, additional utility exploration (VVH) as needed, and any other investigation necessary for the proper Design and Construction of the repairs. Investigative scopes that aren't fully known at this stage can be included in the Fee Proposal as Reimbursable/Not-to-Exceed prices or as Allowances. Any unused portions of these items would be returned to the City via Deductive Change Order, as would any unused portions of all project contingencies included in the various GMP submittals.
    - The DBF is responsible for fully investigating, if any doubt or uncertainty exists after initial inspections, all factors that may have caused or contributed to the existing issues/damages.
- Installing appropriate Erosion Control measures prior to beginning any Construction.
- Implementing an approved Maintenance of Traffic plan for the duration of Construction, as required for the Design-Builder to work in a safe & legal manner to construct the repairs as designed.
- Applying for, and pursuing to approval, all permits and reviews that will be required for the full and final Construction of the Driveway Repairs and ADA Parking Improvements.
- Proper & legal hauling and disposal of all demolished items and construction debris, unless otherwise instructed by COJ or JFRD.
- All other work required to complete the repairs in accordance with the DCP.
- As-Built Plans to be reviewed and accepted by the City.
- The repairs required at Fire Station #19 are as follows:

Front Driveway – ***To be designed and constructed by DBF. No permitting is anticipated due to the maintenance nature of these repairs. COJ Right-of-Way permit will still be required prior to commencement of construction.***

- Remove existing concrete strip in front of apparatus bay (depicted in Figure 3).
- Remove existing asphalt driveway from concrete strip to asphalt seam approximately 24 feet from Rogero Road west EOP (highlighted in Figure 4).
- Replace front driveway in all removal areas, ensuring the new driveway meets the following specifications (depicted in Figures 5 & 6 below), at a minimum:

SUPER-DUTY CONCRETE

- 12" layer of compacted sub-base
    - Compaction greater than or equal to 98% of Standard Proctor density
    - Minimum LBR = 40 (AASHTO T-180)
    - Maximum Plastic Index = 6
- 8" layer of compacted crushcrete base
    - Compaction equal to 100% of Standard Proctor density
    - Minimum LBR = 100 (AASHTO T-180)

- Rebar mat (#5 bars) placed at 12" O.C. E.W., 3" above the bottom of the concrete layer
- 8" layer of 4,000 psi compressive strength concrete
  - Surface shall have a medium broom finish

HEAVY-DUTY ASPHALT

- 12" layer of compacted sub-base
  - Compaction greater than or equal to 98% of Standard Proctor density
  - Minimum LBR = 40 (AASHTO T-180)
  - Maximum Plastic Index = 6
- 8" layer of compacted crushcrete base
  - Compaction equal to 100% of Standard Proctor density
  - Minimum LBR = 100 (AASHTO T-180)
- 2.5" Asphaltic Concrete Type S-1 (SP-12.5)

- Ensure new driveway adequately drains water off the driveway surface and that no ponding will occur within the driveway area. This is anticipated to be achieved via some or all of the following:
  - Proper grading of the new driveway areas
  - Constructing new curb down the driveway edges and along the flares at the bottom of the driveway
  - Constructing a valley gutter or drop curb at the Rogero Road west EOP
  - Constructing concrete flumes on both sides of the driveway in the driveway flare areas. The flumes shall convey runoff to the existing inlet closest to each driveway flare.
    - The grate of the north inlet may need to be lowered to achieve positive drainage from the curb & gutter to the flume to the inlet.
  - A new inlet may be required north of the apparatus bay at the low point of the side drive aisle if this area of ponding can't be resolved by the abovementioned methods.
- The south edge of the Front Driveway shall be perpendicular to the apparatus bay structure, as depicted in Appendix C of this DCP.
- The existing yard drain on the south edge of the Front Driveway shall be removed, and the 4" HDPE pipe can be abandoned in place.

<u>ADA Parking Improvements</u> – ***To be designed and permitted by DBF. Permitting includes COJ 10-set approval and any regulatory permits that are determined to be necessary. The final approved plans will be handed to another contractor, who will construct the ADA Parking Improvements. That contractor will be responsible for their own COJ Right-of-Way permit for this work.***

- The DBF shall design & permit an ADA-accessible parking space, handicap aisle, and walkway to the front door of the fire station building. In addition to meeting all ADA requirements and standards, the parking improvements shall:
  - Mesh with the DBF's Front Driveway plans, so the parking space will match the elevation and grade of the new driveway once constructed.
  - Avoid impacts to utilities, the 30" oak tree south of the Front Driveway, and the Fire Station flag pole. Where impacts are unavoidable, they shall be mitigated and minimized as best as possible.
  - Improve upon the original ADA Parking design in order to improve functionality with respect to the Front Driveway repairs and to minimize impacts to the abovementioned items. The original ADA Parking design is included as Appendix A to this DCP, for reference only. COJ 10-set review comments for this original design are included as Appendix B to this DCP, also for reference only.
    - A redline markup of the anticipated new parking location is included as Appendix C to this DCP.

<u>Rear Driveway</u> – ***To be designed and constructed by DBF. No permitting is anticipated due to the maintenance nature of these repairs. COJ Right-of-Way permit will still be required prior to commencement of construction.***

- Install an inlet at the low point of the driveway area and install drainage pipes from this new inlet to the existing inlet at the south edge of the rear driveway.
- COJ Standard Pavement Repair in the pipe trench width and in additional areas of rutting/cracking/disrepair near the apparatus bay.
- Mill & resurface remaining area, ensuring entire surface will drain either to the existing inlet, to the proposed inlet, or to the Eastdale Street right-of-way.
- Restripe parking spaces in same location as existing
- Limits are from the concrete strip abutting the apparatus bay to the fence/gate approximately 13 feet from the east EOP of Eastdale Street.

The Design-Build Firm shall be responsible to comply with all current City standards.

FIGURE 3

FIGURE 4

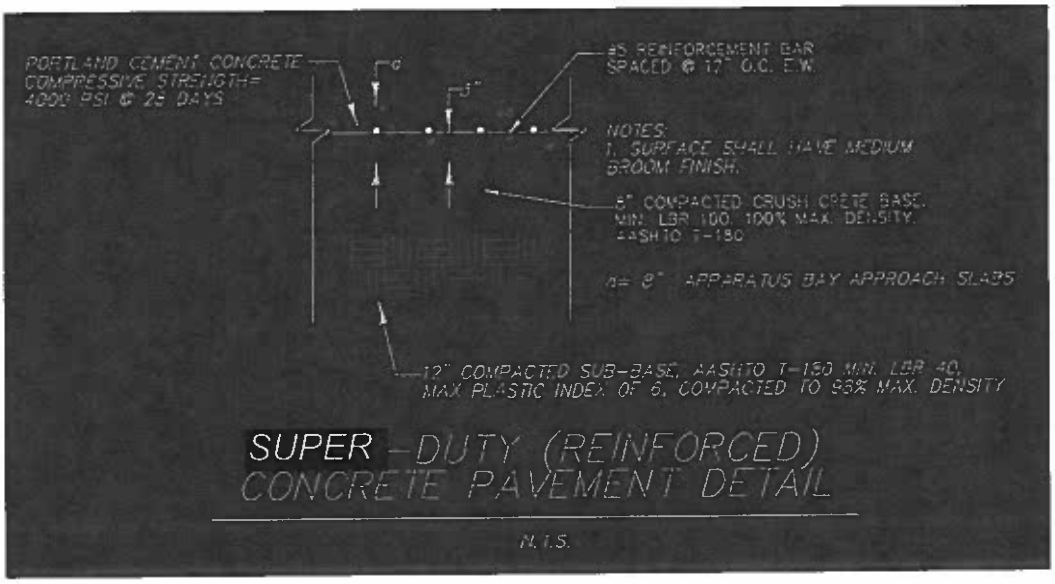

FIGURE 5



FIGURE 6

4. PERMITS:

The DBF is responsible for applying for and obtaining all required permits from the City and various agencies to perform the work or allow another contractor to perform the work associated with completion of this project per the RFQ CDB-0132-21. The City's Engineering Division is to be provided with the 60%, 90%, and 100% Design plans for review and comment. The DBF shall submit the ADA Parking plans for 10-set review starting with the 90% phase to allow time for the 10-set comments to be received and incorporated into the 100% plan set. After all the 10-set, Engineering, Public Buildings and JFRD comments are addressed and the plans finalized, the DBF shall re-submit the final, signed & sealed ADA Parking plan set for 10-set review.

The Design-Build Firm shall apply on behalf of the City, pay required application and permit fees, and secure all approvals and permits from the City and other regulatory agencies as required by law. Specifically, permits and approvals may be required from, but not limited to, the St. Johns River Water Management District, the Florida Department of Environmental

Protection, US Army Corps of Engineers, the City's 10-set review and any others as may be required for this project. The City will be given copies of the permit application documents and comment responses for all permits applied for. In addition, the DBF shall coordinate with all applicable utility companies as required and pay all applicable fees.

The DBF shall provide the Design Criteria Professional with the review and approval of all reports, plans and specifications at the completion of 100% Design documents. At this point, the DBF shall provide the Design Criteria Professional with all drawings, specifications and engineering calculations.

The DBF shall provide the Design Criteria Professional with an electronic version of all contract documents: drawings (PDFs and AutoCAD format files), specifications (PDFs), engineering calculations (PDFs), permits & approvals (PDFs), and any others prior to the Preconstruction Conference and the issuance of the Construction Notice to Proceed.

5. BUDGET:

The Total Budget for the Design-Build of the Driveway Repairs (front and rear) and the Design & Permitting of the ADA Parking Improvements at Fire Station # 19 is $400,000.00. The Design & Permitting components have a budget of $40,000.00, and the Construction of the Front and Rear Driveways has a budget of $360,000.00. Construction Engineering & Inspection (CEI) is not included in these budget amounts. However, all contingencies, Design-Build fees, and every other cost to be paid to the Design-Build Firm shall be included in the Design-Build GMP.

6. SIGN FOR THE DURATION OF THE PROJECT ONLY:

The DBF shall provide one (1) on-site construction sign, which shall be displayed for the duration of the project. The construction sign shall use the following template:

7. FLOODPLAIN CONDITIONS:

The project is not located in the Flood Zone.

8. MEASUREMENT AND PAYMENT:

Provisions of Division III, Section 20, Subsection 20.39 – General Conditions, Progress Payments, City Standard Contract Documents shall be applicable in establishing provisions of the Contract for measuring work progress and making progress payments to J.B. Coxwell Contracting, Inc.

9. AS-BUILT PLANS:

The Design-Builder shall maintain, on a daily basis, a complete set of plans with "as-built" information noted in red ink. This "as-built" information shall include, but not be limited to, the location of all utilities installed and/or encountered, all changes in design and/or layout of the project, all dimensional changes, and all changes in equipment and/or materials. This set of drawings shall be maintained on the job site and shall be available for review by the City at any time during the project. The Contractor shall transfer the "as-built" information contained in the drawings to a permanent record set of "as-built" drawings.

The permanent record set of "as-built" drawings shall become the property of the CITY prior to final payment and after review and acceptance by the ENGINEER.

In addition, the Design-Builder shall provide the City with the electronic version (AutoCAD) of all As-Built plans on a CD. The AutoCAD files shall comply with the following requirements: (1) All drawings shall be 100% AutoCAD files, 2018 Version or newer; (2) Use standard layer system; (3) All AutoCAD files shall be transferred to CD including all the references (4) Use standard AutoCAD fonts/text files only, no third-party application.

END OF THE DESIGN CRITERIA PACKAGE

LIST OF FIGURES

FIGURE 1 ..... Property Location and Real Estate Number

FIGURE 2 ..... Photo of Ponding on Existing Front Driveway

FIGURE 3 ..... Exist. Front Concrete Strip to be Removed & Replaced

FIGURE 4 ..... Exist. Front Driveway Asphalt Seam, Tie-down Location

FIGURE 5 ..... Minimum Specifications of Super Duty Concrete Sections

FIGURE 6 ..... Minimum Specifications of Heavy Duty Asphalt Sections

LIST OF APPENDICES

APPENDIX A ..... Original ADA Parking Design

APPENDIX B ..... 10-Set Review Comments for Original ADA Parking Design

APPENDIX C ..... New Proposed Location of ADA Parking Improvements

DocuSign Envelope ID: B3C0B61B-6047-4D24-8D49-DBFFC454C0EC

APPENDIX A - Original ADA Parking Design

FIRE STATION # 19
ARLINGTON
FOR
CITY OF JACKSONVILLE (COJ)
AT
1072 ROGERO RD, JACKSONVILLE, FL 32211

CITY OF JACKSONVILLE NOTES

GENERAL

UTILITY WORK

WORK WITHIN THE RIGHT-OF-WAY

STORMWATER

FIRE MARSHALL

LANDSCAPE

TRAFFIC ENGINEERING

TRAFFIC SIGNS

Stop Signs		$60.00	ea.	
Stop Bar		$40.00	ea.	
Stop Post		$60.00	ea.	
Design		$60.00		
Installation		$60.00	hr.	
		TOTAL		

☐ Streetlight Approval

NOTE: Traffic sign costs change from time to time. If the costs change after plan approval but prior to payment for installation, the developer must pay the fee in effect at the approval date. The above total assumes the subdivision will be platted as one phase. If the development is platted as separate phases, design and installation will be calculated separately for each phase.

No lane closures allowed from 7 a.m. to 9 a.m. and from 4 p.m. to 6 p.m.

SERVICE 1-800-432-4770 811

VICINITY MAP

INDEX OF DRAWINGS

SHEET NO.	TITLE
C0.0	COVER SHEET
	TOPOGRAPHIC SURVEY
C1.0	GENERAL NOTES
C2.0	EXISING CONDITIONS AND DEMOLITION PLAN
C3.0	GEOMETRY AND PAVING PLAN
C4.0	GRADING AND DRAINAGE PLAN
C5.0	CONSTRUCTION DETAILS
C6.0	EROSION AND SEDIMENT CONTROL DETAILS

ENGINEER:
GOODSON, BERGEN AND ASSOCIATES
Consulting Engineers
EDWARD GOODSON/JEFFREY E. BERGEN P.E.
11555 CENTRAL PARKWAY SUITE 103
JACKSONVILLE, FLORIDA 32224
(OFFICE) (904) 519-7770
(FAX) (904) 519-7776

ARCHITECT
EBERT NORMAN BRADY ARCHITECTS
SCOTT A. BRADY AIA, NCARB, LEED AP
1361 13 AVE S SUITE 230
JACKSONVILLE BEACH FL 32250
904-241-9997 OFFICE
904-372-0302 DIRECT
904-710-1155 CELL
www.enbarchitects.com

APPLICANT/ DEVELOPER:
CITY OF JACKSONVILLE
C/O CITY REAL ESTATE DIV
214 N HOGAN ST 10 TH FL
JACKSONVILLE FL 32202
PHONE 904.255.5100

LANDSCAPE ARCHITECT:
MEG GAFFNEY-COOKE RLA, LEED AP
BLUE LEAF LANDSCAPE
904-517-1275
www.blueleaflandscape.com

PLAN APPROVAL

Date — Development Services Division (Chief)

Date — Review Group (Reviewer)

Plan approval is valid for five years after the initial approval date. Revisions made after the initial approval date do not extend this five-year time frame.

PLAN APPROVAL IS SUBJECT TO THE FOLLOWING NOTES AND CONDITIONS

GENERAL PROJECT INFORMATION

GENERAL	
City Development Number	-
Concurrency Application Number	NA
Property Appraiser Number (RE #)	1495160100
Zoning Designation	PBF-1
PUD Ordinance Number	NA
FIRM – Community – Panel	12031C0379J
Flood Zone (Shown on Plans)	ZONE "X"
Base Flood Elev. (Shown on Plans)	NA
Vertical Datum Used for Project	N.A.V.D.-1988
JEA Availability Number	NA
SUBDIVISION	
PSD Number	NA
City or Private Inspection	NA
Public or Private Roads	NA
Subdivision ("S") Date Approved?	NA
NON-SUBDIVISION	
North American Industry Classification System (NAICS)	922160
New Impervious Area	~ SF

GBA PROJECT NUMBER - 190137
GBA ENGINEERING BUSINESS 32987
JULY 25, 2022
FL REG # 63060

FL PE 63060
JEFFREY E. BERGEN PE

FIRE STATION # 19
1072 ROGERO RD, JACKSONVILLE, FLORIDA 32211

GOODSON BERGEN & ASSOCIATES
11555 FORTUNE PARKWAY SUITE 103
JACKSONVILLE, FLORIDA 32224

C0.0
SHEET

MAP SHOWING SPECIFIC PURPOSE TOPOGRAPHIC SURVEY OF:

REAL ESTATE #141517-0100
FIRE STATION NO. 19
LOTS 3-6 & 13-16, LESS & EXCEPT THE EAST 10' OF LOTS 13-16 TAKEN FOR ADDITIONAL RIGHT-OF-WAY BLOCK 98, AS RECORDED IN ARLINGTON HEIGHTS, PLAT BOOK 4, PAGE 19, OF THE CURRENT PUBLIC RECORDS OF DUVAL COUNTY, FLORIDA



DURDEN

GENERAL NOTES

1. [illegible]

2. [illegible]

3. [illegible]

4. [illegible]

5. [illegible]

6. [illegible]

7. [illegible]

8. [illegible]

9. [illegible]

10. [illegible]

11. [illegible]

12. [illegible]

13. [illegible]

14. [illegible]

15. [illegible]

16. [illegible]

17. [illegible]

18. [illegible]

19. [illegible]

20. [illegible]

21. [illegible]

22. [illegible]

23. [illegible]

24. [illegible]

25. [illegible]

26. [illegible]

27. [illegible]

AS-BUILT REQUIREMENTS

[illegible]

1. [illegible]

2. [illegible]

3. [illegible]

4. [illegible]

5. [illegible]

6. [illegible]

7. [illegible]

8. [illegible]

9. [illegible]

10. [illegible]

PAVING DRAINAGE & CONSTRUCTION NOTES

1. [illegible]

2. [illegible]

3. [illegible]

4. [illegible]

5. [illegible]

6. [illegible]

7. [illegible]

8. [illegible]

9. [illegible]

10. [illegible]

11. [illegible]

12. [illegible]

13. [illegible]

14. [illegible]

15. [illegible]

16. [illegible]

17. [illegible]

18. [illegible]

19. [illegible]

20. [illegible]

21. [illegible]

22. [illegible]

23. [illegible]

24. [illegible]

25. [illegible]

26. [illegible]

27. [illegible]

28. [illegible]

29. [illegible]

30. [illegible]

31. [illegible]

32. [illegible]

33. [illegible]

34. [illegible]

35. [illegible]

36. [illegible]

37. [illegible]

38. [illegible]

39. [illegible]

40. [illegible]

41. [illegible]

42. [illegible]

43. [illegible]

44. [illegible]

45. [illegible]

46. [illegible]

47. [illegible]

48. [illegible]

49. [illegible]

50. [illegible]

UTILITY CONTACTS

A. [illegible]

B. [illegible]

C. [illegible]

D. [illegible]

E. [illegible]

F. [illegible]

G. [illegible]

H. [illegible]

I. [illegible]

J. [illegible]

K. [illegible]

L. [illegible]

M. [illegible]

N. [illegible]

O. [illegible]

P. [illegible]

Q. [illegible]

GRADING AND DRAINAGE NOTES

1. [illegible]

2. [illegible]

3. [illegible]

4. [illegible]

5. [illegible]

6. [illegible]

7. [illegible]

8. [illegible]

9. [illegible]

10. [illegible]

11. [illegible]

12. [illegible]

13. [illegible]

14. [illegible]

15. [illegible]

16. [illegible]

17. [illegible]

18. [illegible]

19. [illegible]

20. [illegible]

21. [illegible]

22. [illegible]

23. [illegible]

24. [illegible]

25. [illegible]

26. [illegible]

27. [illegible]

28. [illegible]

29. [illegible]

30. [illegible]

31. [illegible]

32. [illegible]

33. [illegible]

34. [illegible]

35. [illegible]

36. [illegible]

37. [illegible]

38. [illegible]

39. [illegible]

40. [illegible]

41. [illegible]

42. [illegible]

43. [illegible]

44. [illegible]

45. [illegible]

46. [illegible]

47. [illegible]

48. [illegible]

49. [illegible]

50. [illegible]

GBA
Goodson Bergen and Associates
[illegible]
FL PE 63096
JEFFREY S. BERGEN PE
[illegible]

BEFORE YOU DIG
CALL SUNSHINE STATE ONE CALL OF FLORIDA
811
1-800-432-4770
Call 48 hrs. in advance

AULD & WHITE CONSTRUCTORS
[illegible]

REVISIONS			
[illegible]			

SCALE: NTS

CITY OF JACKSONVILLE, FLORIDA
DEPARTMENT OF PUBLIC WORKS

DATE: 07/29/22
DRAWN BY: DW
PROJECT #:

FIRE STATION # 19
1077 ROGERS RD, JACKSONVILLE, FL 32211
GENERAL NOTES

SHEET NO. C1.0

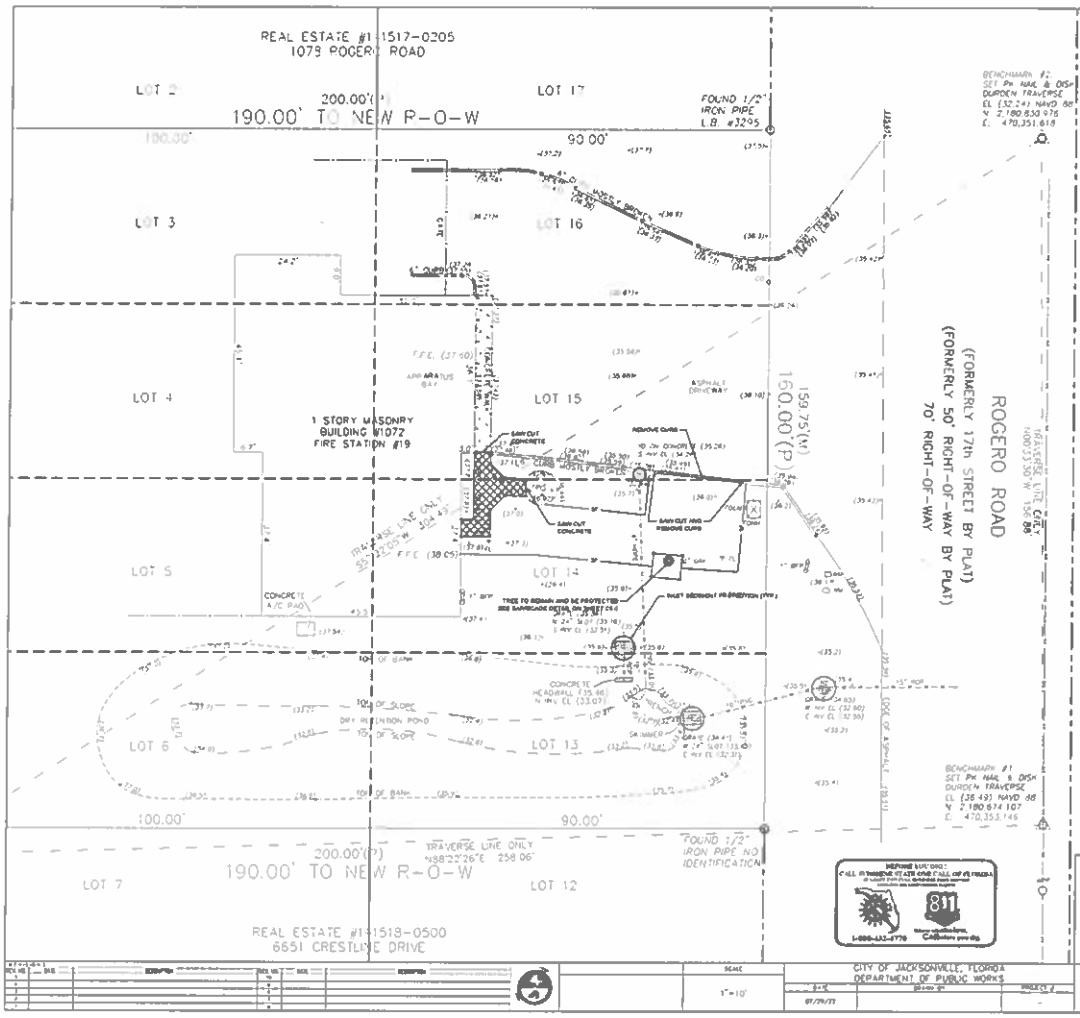

N

SCALE IN FEET

GBA
Goodson Bergen and Associates

FL PE #43060

LEGEND

GENERAL / DEMOLITION NOTES

AULD & WHITE CONSTRUCTORS

CITY OF JACKSONVILLE, FLORIDA
DEPARTMENT OF PUBLIC WORKS

SCALE 1"=10'

FIRE STATION # 19
1072 ROGERO RD. JACKSONVILLE, FL 32211
EXISTING CONDITIONS AND DEMOLITION PLAN

SHEET NO. C2.0

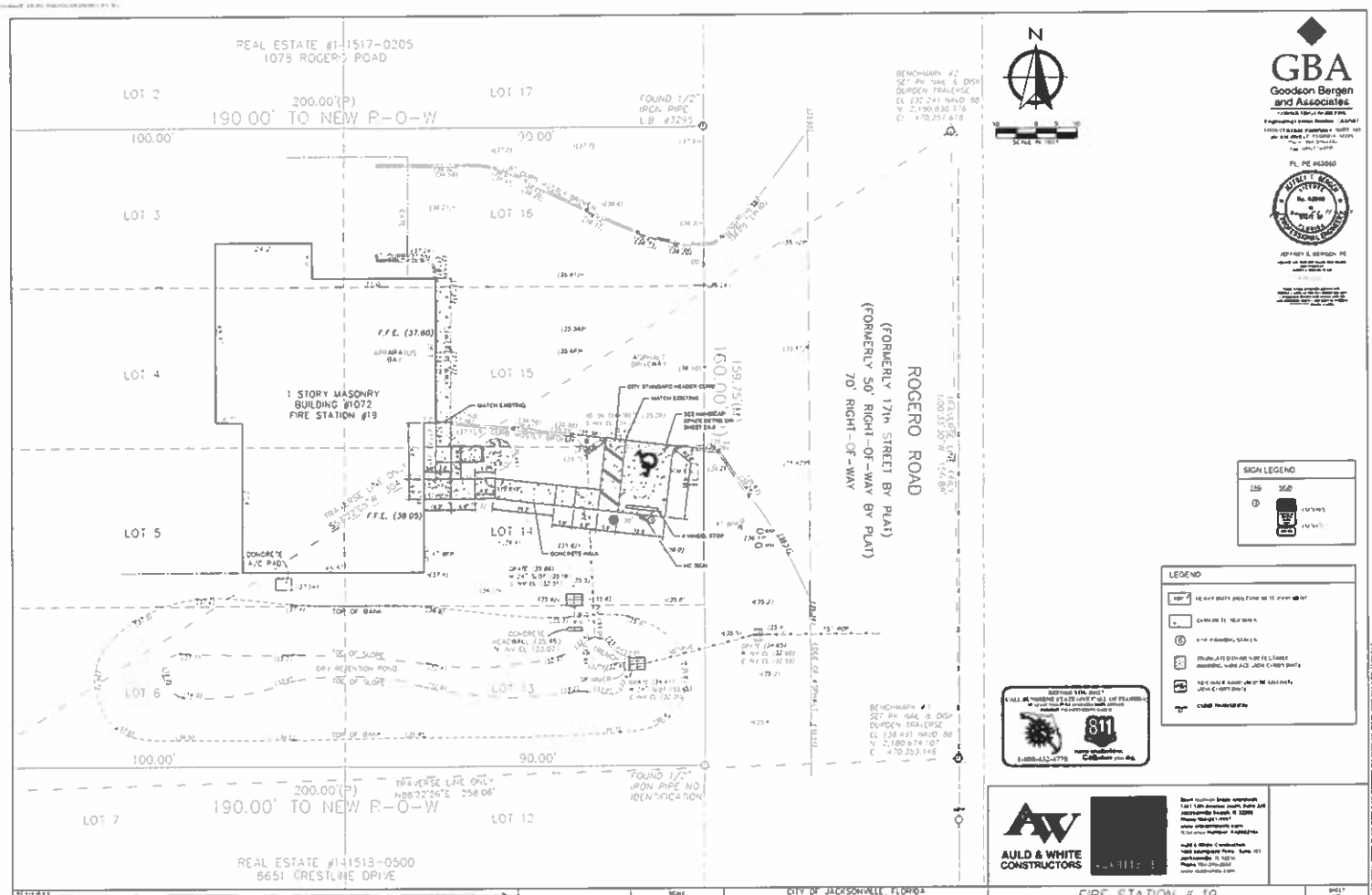
REAL ESTATE #1-1517-0205
1079 ROGERO ROAD
LOT 2
LOT 17
200.00'(P)
190.00' TO NEW R-O-W
100.00'
90.00'
FOUND 1/2" IRON PIPE L.B. #3295
LOT 3
LOT 16
LOT 4
LOT 15
F.F.E. (37.60)
APPARATUS BAY
1 STORY MASONRY BUILDING #1072 FIRE STATION #19
MATCH EXISTING
CITY STANDARD HEADER CURB
SEE HANDICAP SPACE DETAIL ON SHEET C4.0
LOT 5
LOT 14
F.F.E. (38.05)
CONCRETE A/C PAD
CONCRETE WALK
4 WAYS STOP
HC SIGN
TOP OF BANK
CONCRETE HEADWALL
TOE OF SLOPE
DRY RETENTION POND
LOT 6
LOT 13
159.75'(M)
160.00'
ROGERO ROAD
(FORMERLY 17th STREET BY PLAT)
(FORMERLY 50' RIGHT-OF-WAY BY PLAT)
70' RIGHT-OF-WAY
BENCHMARK #2
SET PK NAIL & DISK
DURDEN TRAVERSE
EL (32.24) NAVD 88
BENCHMARK #1
SET PK NAIL & DISK
DURDEN TRAVERSE
EL (36.49) NAVD 88
TRAVERSE LINE ONLY
N88°22'26"E 258.06'
FOUND 1/2" IRON PIPE NO IDENTIFICATION
LOT 7
LOT 12
REAL ESTATE #141513-0500
6651 CRESTLINE DRIVE
N
SCALE IN FEET
GBA
Goodson Bergen and Associates
FL PE #63060
SIGN LEGEND
LEGEND
811
AULD & WHITE CONSTRUCTORS
FIRE STATION # 19
1072 ROGERO RD, JACKSONVILLE, FL 32211
GEOMETRY AND PAVING PLAN
C3.0
CITY OF JACKSONVILLE, FLORIDA
DEPARTMENT OF PUBLIC WORKS
1" = 10'

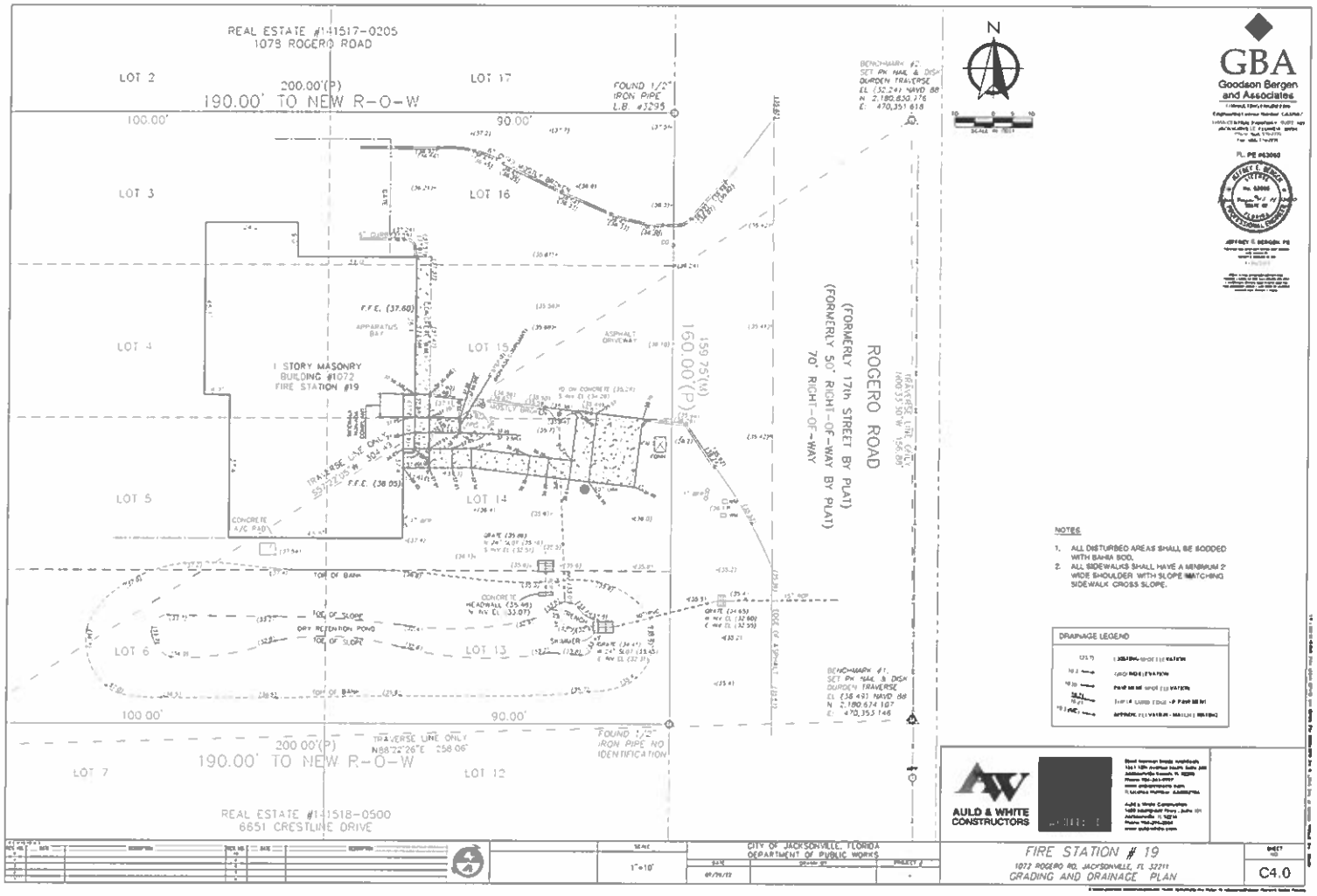
REAL ESTATE #141517-0205
1078 ROGERO ROAD
LOT 2
LOT 17
200.00'(P)
190.00' TO NEW R-O-W
100.00'
90.00'
FOUND 1/2" IRON PIPE L.B. #3295
LOT 3
LOT 16
LOT 4
LOT 15
1 STORY MASONRY BUILDING #1072 FIRE STATION #19
APPARATUS BAY
ASPHALT DRIVEWAY
F.F.E. (37.60)
F.F.E. (38.05)
159.75'(M)
160.00'(P)
ROGERO ROAD
(FORMERLY 17th STREET BY PLAT)
(FORMERLY 50' RIGHT-OF-WAY BY PLAT)
70' RIGHT-OF-WAY
LOT 5
LOT 14
CONCRETE A/C PAD
TOP OF BANK
TOP OF SLOPE
DRY RETENTION POND
CONCRETE HEADWALL (35.49)
LOT 6
LOT 13
100.00'
90.00'
200.00'(P)
190.00' TO NEW R-O-W
TRAVERSE LINE ONLY N88°22'26"E 258.06'
FOUND 1/2" IRON PIPE NO IDENTIFICATION
LOT 7
LOT 12
REAL ESTATE #141518-0500
6651 CRESTLINE DRIVE
BENCHMARK #2: SET PK NAIL & DISK DURDEN TRAVERSE EL (32.24) NAVD 88 N 2,180,832.176 E 470,351.618
BENCHMARK #1: SET PK NAIL & DISK DURDEN TRAVERSE EL (38.49) NAVD 88 N 2,180,674.187 E 470,353.146
N
SCALE IN FEET
GBA
Goodson Bergen and Associates
FL PE #63060
NOTES
1. ALL DISTURBED AREAS SHALL BE SODDED WITH BAHIA SOD.
2. ALL SIDEWALKS SHALL HAVE A MINIMUM 2' WIDE SHOULDER WITH SLOPE MATCHING SIDEWALK CROSS SLOPE.
DRAINAGE LEGEND
AULD & WHITE CONSTRUCTORS
CITY OF JACKSONVILLE, FLORIDA
DEPARTMENT OF PUBLIC WORKS
1"=10'
FIRE STATION # 19
1072 ROGERO RD. JACKSONVILLE, FL 32211
GRADING AND DRAINAGE PLAN
C4.0

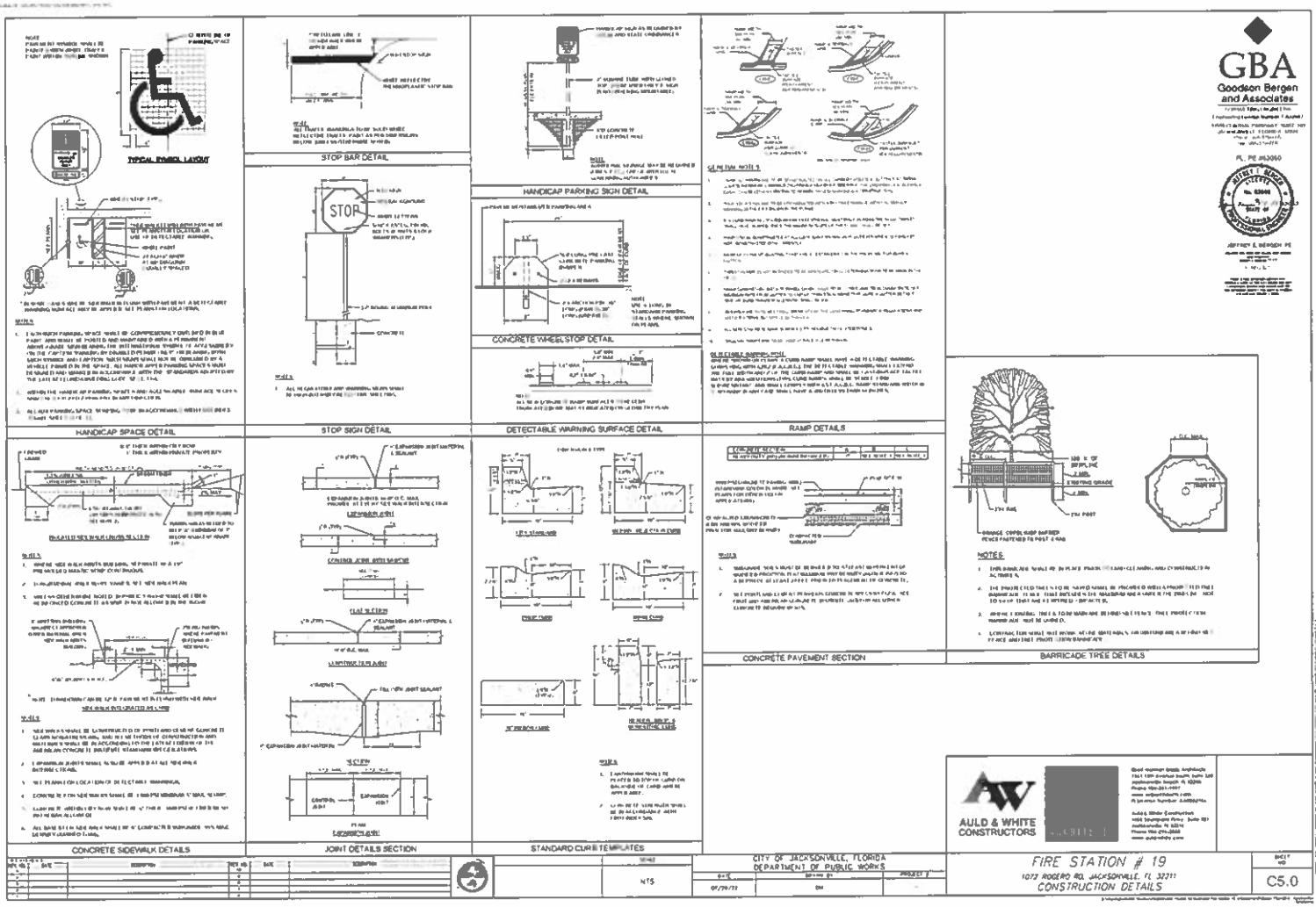
TYPICAL PARKING LAYOUT
STOP BAR DETAIL
HANDICAP PARKING SIGN DETAIL
CONCRETE WHEELSTOP DETAIL
HANDICAP SPACE DETAIL
STOP SIGN DETAIL
DETECTABLE WARNING SURFACE DETAIL
RAMP DETAILS
CONCRETE PAVEMENT SECTION
BARRICADE TREE DETAILS
CONCRETE SIDEWALK DETAILS
JOINT DETAILS SECTION
STANDARD CURB TEMPLATES
GBA
Goodson Bergen and Associates
FL PE #13040
AULD & WHITE CONSTRUCTORS
CITY OF JACKSONVILLE, FLORIDA
DEPARTMENT OF PUBLIC WORKS
NTS
07/20/22
DM
FIRE STATION # 19
1073 ROGERO RD, JACKSONVILLE, FL 32211
CONSTRUCTION DETAILS
C5.0

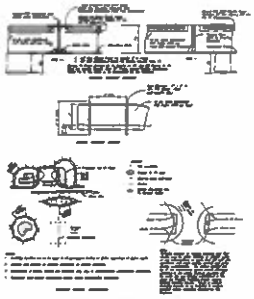

BARRIOLT BARRIERS

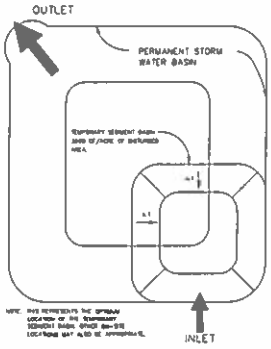

TEMPORARY SEDIMENT BASIN



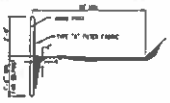

TEMPORARY SILT FENCE

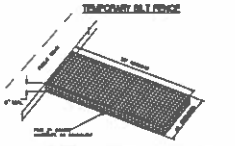

STABILIZED CONSTRUCTION ENTRANCE

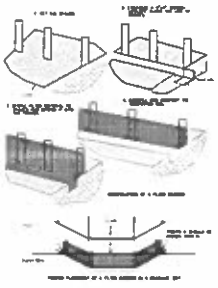

FILTER BARRIER CONSTRUCTION DETAIL

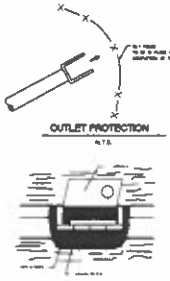

OUTLET PROTECTION

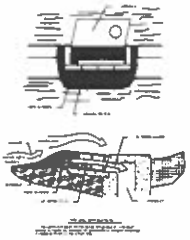

BLOCK + GRAVEL CURB INLET SEDIMENT FILTER



SIGNAL HANDHOLE, INLET AND INLET



SPACING RECOMMENDATION FOR SILT FENCES

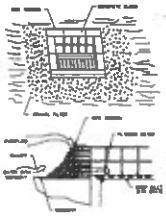

BLOCK + GRAVEL DROP INLET SEDIMENT FILTER

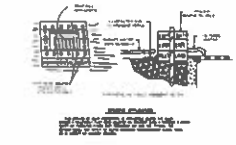



DROP INLET SEDIMENT TRAP

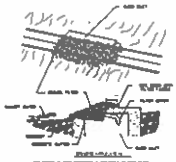

GRAVEL INLET SEDIMENT TRAP

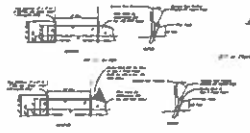

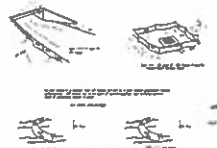

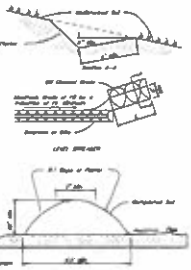

EXTENSIVE DIVERSION DIKE

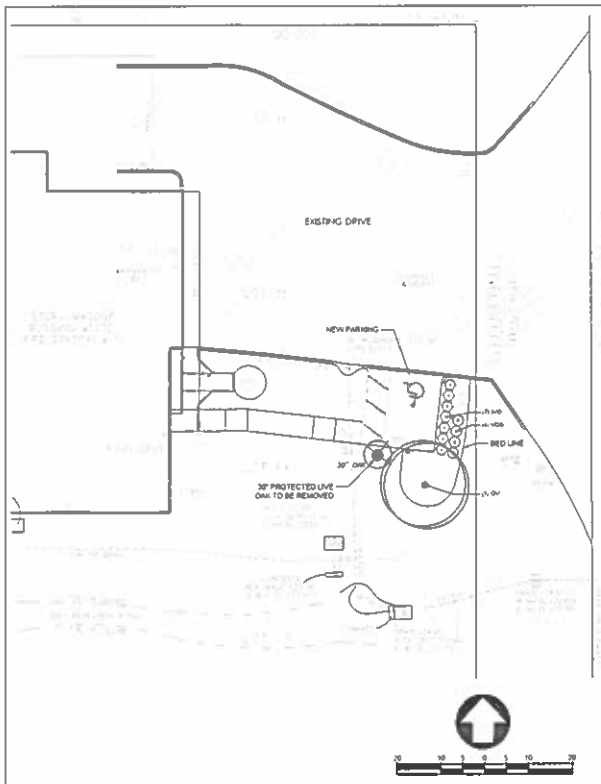

PLANTING NOTES

TREE ROOTS PLANTED

QUANTITY	COMMON NAME	TYPE	NATIVE	INCHES ENCRIBED	TOTAL INCHES
1	Live Oak	Canopy	Y	4	4
1				TOTAL	4

CANOPY TREE CALCULATIONS

TYPE	QUANTITY	PERCENTAGE
Canopy	1	100%
Non Canopy	0	0%

NATIVE TREE CALCULATIONS

TYPE	QUANTITY	PERCENTAGE
Native	1	100%
Non Native	0	0%

REQUIRED INCHES PER MITIGATION

TYPE	REQUIRED	UNIT	INCHES PLANTED	INCHES DEFICIT	REQUIRED
Live Oak	50	Inches	4	26	
		TOTAL	DEFICIT	26	

*Note: only non-canopy trees are here used to satisfy protected tree mitigation

SHRUB AND GROUNDCOVER PLANTED

QUANTITY	COMMON NAME	NATIVE	% COVER	% TOTAL
7	Dwarf Yaupon Holly	Y	6.2%	43.7%
4	Walter's Viburnum	Y	6.2%	25%
11			TOTAL	68.7%

NATIVE SHRUB AND GROUNDCOVER CALCULATIONS

TYPE	QUANTITY	PERCENT
Native	11 SF	100%
Non Native	0 SF	0%

MINIMUM REQUIREMENTS

		REQ	PROVIDED	UNIT
Area Total		700		sq. ft.
	Landscape area 30%	21	21	sq. ft.
	Planting 25% above	4	4	sq. ft.
	Trees 1 / 1000 sq.ft.	1	1	each
	Hedge 50% @ 24" ht.	Walter's Viburnum		

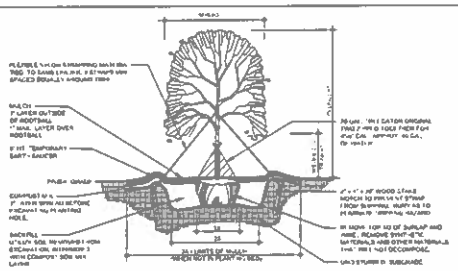

NOTES

- PLANT TOP OF ROOT BALL 1" ABOVE FINISH GRADE.
- BOTTOM OF ROOT BALL SHALL BE PLACED DIRECTLY ON UNDISTURBED SUBGRADE
- TOPMOST ROOT MUST LIE WITHIN THIS LINE.
- ROOT DEFECTS - INSPECT ROOT BALL FOR ROOT DEFECTS CUT ROOTS WHERE THEY BEGIN TO NOW OR CIRCLE. ROOT BALL SHALL COMPLY WITH FLORIDA DEPARTMENT OF AGRICULTURE'S GRADES AND STANDARDS.
- 6" MIN. ABOVE FIRST STRUCTURAL BRANCHES TO PROVIDE FREE SUPPORT.
- IRRIGATE BY HAND OR THE NEW IRRIGATION SYSTEM FOLLOW CITY OF JACKSONVILLE STANDARDS.

TREE PLANTING - SINGLE TRUNK W/ GATOR BAG

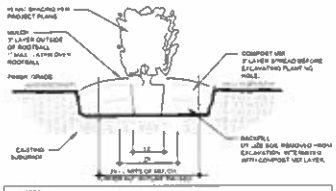

NOTES

- PLANT TOP OF ROOT BALL 1" ABOVE FINISH TOP OF COMPOST LAYER
- 6" MIN. BACKFILL AROUND SIDES OF ROOT BALL 3" ON BOTTOM. WATER AND TAMP TO REMOVE AIR POCKETS.
- "SPUDDY ROOT" ROOT PLANS SHALL BE MADE VISIBLE PRIOR TO PLANTING
- ROOT DEFECTS - INSPECT ROOT BALL FOR ROOT DEFECTS CUT ROOTS ABOVE THEY BEGIN TO NOW OR CIRCLE. ROOT BALL SHALL COMPLY WITH FLORIDA GRADES AND STANDARDS.
- IRRIGATE BY HAND OR THE NEW IRRIGATION SYSTEM FOLLOW CITY OF JACKSONVILLE STANDARDS.

SHRUB PLANTING - NOT IN PLANTING BED

PLANT SCHEDULE

TREES	CODE	BOTANICAL NAME	COMMON NAME	QTY	REMARKS
	QV	QUERCUS VIRGINIANA	SOUTHERN LIVE OAK	1	4" CAL., 14' HT. & SPRD. & FIELD

SHRUBS	CODE	BOTANICAL NAME	COMMON NAME	QTY	REMARKS
	IVO	ILEX VOMITORIA 'SHILLING DWARF'	DWARF YAUPON HOLLY	7	18" HT. & 18" SPRD.
	VWI	VIBURNUM WRIGHTII SELECT	SELECT WALTER'S VIBURNUM	4	24" HT. MIN. FULL IN POT

PLANTING NOTES

1. ENSURE ALL UNDERGROUND PUBLIC AND PRIVATE UTILITIES ARE MARKED PRIOR TO WORK.
2. ALL PLANTINGS MUST BE FREE OF INSECTS, PESTS, DISEASE, WEEDS, ETC.
3. CONTAINER SIZES FOR PLANT MATERIAL ARE STATED AS THE MINIMUM. IF DIMENSIONS ARE NOT AVAILABLE WITHIN THE SPECIFIED CONTAINER IT IS THE CONTRACTOR'S RESPONSIBILITY TO PROVIDE THE DIMENSIONED PLANT MATERIAL IN ANOTHER SIZE POT
4. CONTRACTOR TO VERIFY ALL QUANTITIES AS SHOWN ON LANDSCAPE PLAN SHEETS.
5. ALL LANDSCAPE AREAS SHALL BE PROVIDED WITH 100% IRRIGATION COVERAGE
6. ANY EXISTING TREE TO REMAIN WHICH IS DAMAGED OR REMOVED SHALL BE FULLY REPLACED BY MATCHING SIZE. PLANT MATERIAL SHALL CONFORM TO THE STANDARDS FOR FLORIDA #1 AS GIVEN IN THE LATEST "GRADES AND STANDARDS FOR NURSERY PLANTS PARTS I AND II" FLORIDA DEPARTMENT OF AGRICULTURE AND CONSUMER SERVICES OR TO THE STANDARDS AS GIVEN IN THE LATEST "AMERICAN STANDARD FOR NURSERY STOCK," AMERICAN STANDARDS INSTITUTE.
7. MULCH: APPROVED SHREDDED HARDWOOD, NON-CYPRESS OR APPROVED EQUIVALENT WILL BE PROVIDED A MINIMUM OF TWO TO THREE INCHES IN DEPTH AROUND ALL EXISTING AND NEWLY PLANTED LANDSCAPING. PROVIDE SAMPLES FOR APPROVAL

AULD & WHITE CONSTRUCTORS

REVISIONS			
NO.	DATE	DESCRIPTION	BY
1			
2			
3			
4			
5			

SCALE	CITY OF JACKSONVILLE, FLORIDA DEPARTMENT OF PUBLIC WORKS		
AS SHOWN	DATE 07/20/22	DRAWN BY MEG	PROJECT #

FIRE STATION # 19
1072 ROGERO RD, JACKSONVILLE, FL 32211
LANDSCAPE PLAN

SHEET NO. L1.1

DocuSign Envelope ID: B3C0B61B-6047-4D24-8D49-DBFFC454C0EC

APPENDIX B - 10-Set Review Comments for Original ADA Parking Design

Review History

Print Date: 3/7/2024

CDN:	06256.394	**Project Contact:**	Ed Goodson
Project Name:	Fire Station 19 ADA Exterior Upgrades	**Design Prof:**	Jeff Bergen
Project Type:	Commercial (Non-Subdivision)	**Developer Company:**	Goodson Bergen & Associates
Status:	Returned for correction	**Developer Phone:**	(904)519-7770
Version#:	1	**Submission#:**	1

Reviews

Discipline	Reviewer	Review Date	Status
Landscape Office	Johnathan Johnston JJohnston@coj.net (904)-255-7861	11/9/2023 4:39:44 PM	Disapproved

1)Tree Protection (Sec. 656.1207):
a.The Demolition and Landscape plans show conflicting information regarding the existing oak. Please revise. Also, the existing oak appears to be an exceptional specimen (1:1 mitigation) laurel oak.
b.Could the accessible parking space be proposed closer to the entrance and flag pole, therefore preventing the removal of the existing oak?
2)Tree Mitigation (Sec. 656.1206): Site can accommodate additional planted trees. Payment to Tree Fund to be made only when there is insufficient planting area on the site. Sec. 656.1206(g)(14).
3)Terminal Island Trees (Sec. 656.1214): Provide the terminal island trees.
4)Irrigation (Sec. 656.1217 & 1211(f)):
a.Provide Irrigation Plan or else Hose Bib plan with locations within 75 feet of any proposed landscape area. (a) If hose bibs are provided: Provide 75' radius circles around each hose bib to verify compliance; Include details for the use of 'Gator' bags or equivalent system for all proposed trees; add note from Bulletin L-01-09 to the plans; (b) If there will be an automatic irrigation system, provide the information identified in Sec. 656.1217(c).
i.Florida Building Code requires each individual hose bib to have a hose vacuum breaker (provide detail).
ii.Bulletin L-01-09 Note: If your approved development plans included hose bibs to meet your irrigation requirement, and you will be installing an irrigation system instead of the hose bibs shown on your approved plans, you must submit a copy of the irrigation system plans for review as a revision to your building permit (not your 10 set). Your Landscape Inspection will not be passed if the irrigation system is not installed per the approved irrigation plan.
5)Accessibility: Provide handrail and ramp details for proposed ramps along accessible routes or include sufficient specific notes on all requirements (FBC-A 405.8 & 505). A rise greater than 6 inches requires handrails on both sides.

Drainage	Lamis Youssef LYoussef@coj.net (904)-255-8581	11/29/2023 10:23:47 AM	Disapproved

1- Provide signed /sealed drainage letter including the description of the existing and proposed conditions, the permitted conditions (Existing SJRWMD Permit Number) and demonstrate that the total proposed impervious area being constructed in this project (proposed concrete sidewalk and ADA parking space), will not exceed the overall impervious percentage allowed in the existing permit.
2- If the proposed Dumpster is required, provide a typical detail for the 6" Deep Pre-Treatment Swale with the required dimensions (The maximum side slope for these swales shall be 3:1) per section (5.8.3.5) of the LDPM and ensure to meet the minimum requirements according with the section (6.2.5) of the LDPM.

Traffic Review (DSD)	John Kolczynski johnfk@coj.net (904)-255-8583	11/6/2023 3:46:46 PM	Approved
Addressing	Ulises Sabato USabato@coj.net (904)-255-8345	10/17/2023 10:04:42 AM	Approved
DSD Field	Santonio Williams SantonioW@coj.net (904)-255-8457	11/14/2023 12:18:18 PM	Approved with note

All work performed in COJ right of way must have a valid permit issued by Development Services and comply with City specifications and details. Contact assigned inspector before work begins.

Bicycle/Pedestrian Coordinator	Matthew Fall mfall@coj.net (904)-255-7835	11/6/2023 1:25:10 PM	Approved
DSD Office	Kevin Robinson KevinR@coj.net (904)-255-8580	12/1/2023 1:37:25 PM	Approved with note

"Jacksonville" in the project title is misspelled on the cover page.			
Landscape Field 3	Neal Brawner nbrawner@coj.net (904)-383-9273	10/24/2023 1:05:10 PM	Approved
OHE on opposite side of lot on Rogero Dr. Complimentary properties on all four sides. Ready for office review.			

DocuSign Envelope ID: B3C0B61B-6047-4D24-8D49-DBFFC454C0EC

APPENDIX C - New Proposed Location of ADA Parking Improvements

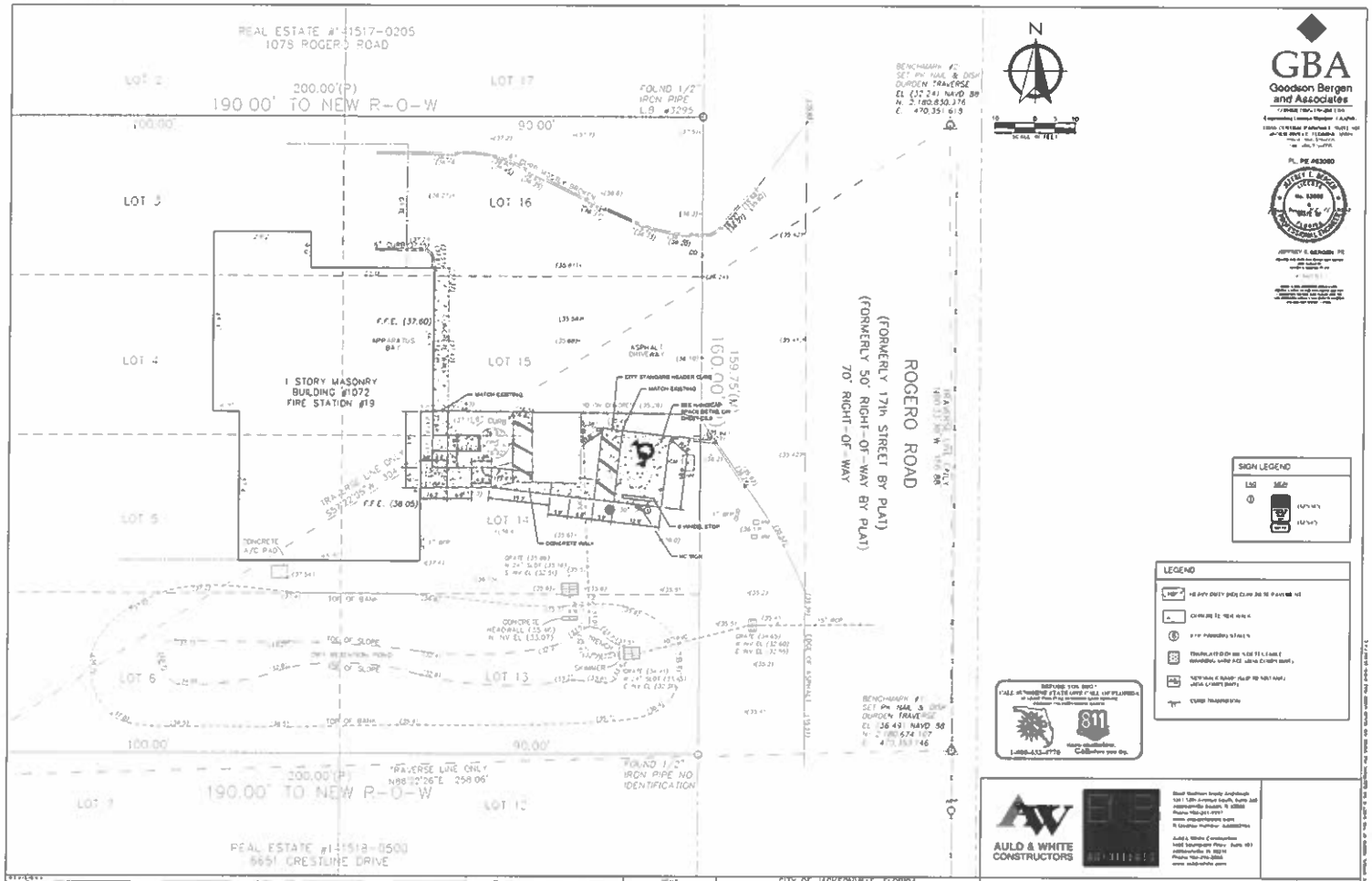
REAL ESTATE #: 41517-0205
1072 ROGERO ROAD
200.00'(P)
190.00' TO NEW R-O-W
LOT 17
LOT 16
LOT 15
LOT 14
LOT 13
LOT 5
LOT 4
LOT 6
LOT 12
90.00'
100.00'
FOUND 1/2" IRON PIPE L.B. #3295
BENCHMARK #2
SET PK NAIL & DISK
DURDEN TRAVERSE
EL (32.24) NAVD 88
N. 2,180,830.376
E. 470,351.619
F.F.E. (37.60)
APPARATUS BAY
1 STORY MASONRY BUILDING #1072 FIRE STATION #19
ASPHALT DRIVEWAY
MATCH EXISTING
CITY STANDARD HEADER CURB
SEE HANDICAP SIGNS DETAIL ON SHEET C3.2
F.F.E. (38.05)
CONCRETE A/C PAD
CONCRETE WALK
6 WHEEL STOP
HC TRUNK
TOP OF BANK
TOE OF SLOPE
CONCRETE HEADWALL (33.07)
N. INV EL. (33.07)
SKIMMER
ROGERO ROAD
(FORMERLY 17th STREET BY PLAT)
(FORMERLY 50' RIGHT-OF-WAY BY PLAT)
70' RIGHT-OF-WAY
159.75'(M)
160.00'
BENCHMARK #1
SET PK NAIL & DISK
DURDEN TRAVERSE
EL 36.49 NAVD 88
TRAVERSE LINE ONLY
N88°32'26"E 258.06'
FOUND 1/2" IRON PIPE NO IDENTIFICATION
REAL ESTATE #: 41518-0500
6651 CRESTLINE DRIVE
N
SCALE: 10 0 5 10
GBA
Goodson Bergen and Associates
PL. PE #6380
SIGN LEGEND
LEGEND
811
1-800-432-4770
Call before you dig.
AULD & WHITE CONSTRUCTORS
SCALE 1"=10'
CITY OF JACKSONVILLE, FLORIDA
DEPARTMENT OF PUBLIC WORKS
FIRE STATION # 19
1072 ROGERO RD, JACKSONVILLE, FL 32211
GEOMETRY AND PAVING PLAN
SHEET NO.
C3.0

SUBJECT: DESIGN-BUILD SERVICES FOR HORIZONTAL/CIVIL ENGINEERING (HORIZONTAL) DESIGN-BUILD PROJECTS

BID # CDB-0132-21

OPEN DATE: 2021-08-04

COMPETITIVE SEALED PROPOSAL EVALUATION COMMITTEE

KIND AND BASIS OF CONTRACT: CONSTRUCTION – DESIGN/BUILD- PRE-QUALIFICATIONS

AGENCY: PUBLIC WORKS

BASIS OF AWARD: EVALUATION CRITERIA

NUMBER OF BIDS INVITED: 5 NUMBER RECEIVED: 4 OTHER: 0

SUMMARY OF BIDS AND RECOMMENDED ACTIONS:

The City had previously issued this RFQ and the evaluation committee has evaluated proposals. Subsequently, presentations were conducted and evaluated on November 17, 2021. Based upon the combination of proposal and presentation evaluations, scores and rankings are as follows (Listed in alphabetical order):

3) Baker Consulting and Engineering, LLC, d/b/a Baker Design Build – 119.00
1) J.B. Coxwell Contracting, Inc. – 127.25
2) Superior Construction Co., Inc. – 119.75

Recommend approval of award to J.B. Coxwell Contracting, Inc., as receiving the highest score in accordance with the evaluation and ranking above. The period of service will be five (5) years from the effective date of the contract with funding not-to-exceed $8,000,000.00 annually with carryover for any unused portion. To be executed by formal contract through the Office of General Counsel using the negotiated contract rate schedule.

ATTACHMENTS: Recommendation Memo, Scoring Matrix, Section 2.6, Attachment B- Evaluation Criteria, JSEB Memo Previous Award

ANALYST: BRYAN MATUS

RESPECTFULLY SUBMITTED: GREGORY PEASE, CHIEF PROCUREMENT DIVISION

CONCURRENCE BY: Robin G. Smith, P.E., Chief, Engineering and Construction Management

(ALL AWARD ACTIONS SUBJECT TO LAWFULLY APPROPRIATED FUNDS)
ACTION OF CSPEC COMMITTEE ON RECOMMENDATIONS ABOVE

MEMBERS APPROVING 5 MEMBERS DISAPPROVING 0 DATE: 4/21/2022

OTHER

ACTION OF AWARDING AUTHORITY DATE 4/21/2022

APPROVED ✓ DISAPPROVED:

OTHER:

Brian Hughes
Chief Administrative Officer
For: Mayor Lenny Curry
Under Authority of
Executive Order No. 2019-02

SIGNATURE OF AUTHENTICATION

SUBJECT: DESIGN-BUILD SERVICES FOR HORIZONTAL/CIVIL ENGINEERING (HORIZONTAL) DESIGN-BUILD PROJECTS

BID # CDB-0132-21

OPEN DATE: 2021-08-04

COMPETITIVE SEALED PROPOSAL EVALUATION COMMITTEE

KIND AND BASIS OF CONTRACT: CONSTRUCTION – DESIGN/BUILD- PRE-QUALIFICATIONS

AGENCY: PUBLIC WORKS

BASIS OF AWARD: EVALUATION CRITERIA

NUMBER OF BIDS INVITED: 5 NUMBER RECEIVED: 4 OTHER: 0

SUMMARY OF BIDS AND RECOMMENDED ACTIONS:

The City had previously issued this RFQ and the evaluation committee has evaluated proposals. Subsequently, presentations were conducted and evaluated on November 4, 2021. Based upon the combination of proposal and presentation evaluations, scores and rankings are as follows (Listed in alphabetical order):

3) Baker Consulting and Engineering, LLC, d/b/a Baker Design Build – 119.00
1) J.B. Coxwell Contracting, Inc. – 127.25
2) Superior Construction Co., Inc. – 119.75

Recommend approval to enter negotiations with J.B. Coxwell Contracting, Inc., as receiving the highest score in accordance with the evaluation and raking above.

ATTACHMENTS: Recommendation Memo, Scoring Matrix, Section 2.6, Attachment B- Evaluation Criteria

ANALYST: BRYAN MATUS

RESPECTFULLY SUBMITTED: GREGORY PEASE CHIEF PROCUREMENT DIVISION

CONCURRENCE BY: Robin G. Smith, P.E., Chief, Engineering and Construction Management

(ALL AWARD ACTIONS SUBJECT TO LAWFULLY APPROPRIATED FUNDS)
ACTION OF CSPEC COMMITTEE ON RECOMMENDATIONS ABOVE

MEMBERS APPROVING 5 MEMBERS DISAPPROVING 0 DATE 1/13/2022

OTHER

ACTION OF AWARDING AUTHORITY DATE 1-18-22

APPROVED ✓ DISAPPROVED:

OTHER:

SIGNATURE OF AUTHENTICATION

Dylan Hughes
Chief Administrative Officer
For Mayor Lenny Curry
Under Authority of
Executive Order 11-2010

SUBJECT: DESIGN-BUILD SERVICES FOR HORIZONTAL/CIVIL ENGINEERING (HORIZONTAL) DESIGN-BUILD PROJECTS

BID # CDB-0132-21

OPEN DATE: 2021-08-04

COMPETITIVE SEALED PROPOSAL EVALUATION COMMITTEE

KIND AND BASIS OF CONTRACT: CONSTRUCTION – DESIGN/BUILD- PRE-QUALIFICATIONS

AGENCY: PUBLIC WORKS

BASIS OF AWARD: EVALUATION CRITERIA

NUMBER OF BIDS INVITED: 5 NUMBER RECEIVED: 4 OTHER: 0

SUMMARY OF BIDS AND RECOMMENDED ACTIONS:

The City of Jacksonville received four (4) proposals and all have been reviewed and ranked Based on the average score the following firms were determined to be the most qualified of those submitting qualifications The ranking of first, second and third designates the order of qualification of these firms to perform the required services Alphabetica y they are

3) Baker Consulting and Engineering LLC, d/b/a Baker Design Build – 89 00
1) J.B. Coxwell Contracting, Inc. – 97 25
2) Superior Construction Co , Inc – 90 75

Pursuant to Section 2.6- Award of Contract of RFP, recommend approval to move forward with presentation/interviews before CSPEC at a future scheduled meeting

ATTACHMENTS: Recommendation Memo, Scoring Matrix Section 2 6, Attachment B Evaluation Criteria

ANALYST: BRYAN MATUS

RESPECTFULLY SUBMITTED: GREGORY PEASE, CHIEF PROCUREMENT DIVISION

CONCURRENCE BY: Robin G. Smith, P.E., Chief, Engineering and Construction Management

(ALL AWARD ACTIONS SUBJECT TO LAWFULLY APPROPRIATED FUNDS)
ACTION OF CSPEC COMMITTEE ON RECOMMENDATIONS ABOVE

MEMBERS APPROVING 5 MEMBERS DISAPPROVING 0 DATE: 10/14/2021

OTHER

ACTION OF AWARDING AUTHORITY

DATE 10-18-21

APPROVED ✓ DISAPPROVED:

OTHER:

SIGNATURE OF AUTHENTICATION

Brian Hughes
Chief Administrative Officer
For Mayor Lenny Curry
Under Authority of
Executive Order No 2019-02