SUBJECT: MCCOY'S CREEK CHANNEL IMPROVEMENTS/RESTORATION – PHASE 1A

BID #: CF-0396-22 **OPEN DATE:** 6 JULY 2022

GENERAL GOVERNMENT AWARDS COMMITTEE

KIND AND BASIS OF CONTRACT: CONSTRUCTION CONTRACT – ONE (1) YEAR FROM OCTOBER 1, 2020 WITH THREE (3) ONE (1) YEAR RENEWAL OPTIONS

AGENCY: PUBLIC WORKS

BASIS OF AWARD: ALL OR NONE TO THE LOWEST RESPONSIVE, RESPONSIBLE BIDDER

NUMBER OF BIDS INVITED: 27 **NUMBER RECEIVED:** 3 **OTHER:** 1

SUMMARY OF BIDS AND RECOMMENDED ACTIONS:
Recommended approval to increase the award with Kiewet Infrastructure South Co. (Contract# 71931-22), in the amount of $1,449,719.65 for additional scope of work ash remediation and removal of Kings Street Bridge. The revised not-to-exceed expenditure amount is $24,964,973.15.

Funding Source: 32111.153101.565051.006210.0000000.00000.0000000 in the amount $ 326,947.95
32111.153101.565051.006200.0000000.00000.0000000 in the amount $1,122,771.70
To be executed by formal change order through the Office of General Counsel.

ATTACHMENTS: Recommendation Memo, Change Order#1, Previous Awards

ANALYST: _____
JACLYN STAMOS

RESPECTFULLY SUBMITTED: _____
DUSTIN FREEMAN, CHIEF
FOR: PROCUREMENT DIVISION

CONCURRENCE BY: Robin Smith, Chief, Engineering and Construction Management Division, Public Works

(ALL AWARD ACTIONS SUBJECT TO LAWFULLY APPROPRIATED FUNDS)
ACTION OF GGAC COMMITTEE ON RECOMMENDATIONS ABOVE

MEMBERS APPROVING _____ MEMBERS DISAPPROVING _____ DATE: _____

_____ _____ OTHER: _____

_____ _____

_____ _____

ACTION OF AWARDING AUTHORITY DATE _____

APPROVED _____ DISAPPROVED _____

OTHER _____

SIGNATURE OF AUTHENTICATION _____

City of Jacksonville, Florida

Lenny Curry, Mayor

Department of Public Works
Engineering & Construction Management Division
214 N. Hogan Street, 10th Floor
Jacksonville, FL 32202
(904) 255-8762
www.coj.net

ONE CITY ONE JACKSONVILLE

May 11, 2023

TO: Dustin Freeman
Chief of Procurement

THRU: Steven D. Long, Jr., P.E.
Director of Public Works

FROM: Robin G. Smith, P.E.
Chief, Engineering & Construction Management

Thomas G. McKnight
Capital Improvement Construction Manager

SUBJECT: McCoy's Creek Channel Improvements/Restoration Phase 1A
BID# CF-0396-22
Contract POA-71931-22/PO 645001-22

The subject contract was awarded under BID# CF-0396-22 in the amount of $23,515,253.50 to Kiewit Infrastructure South Co, Contract POA 71931-22/ PO 645001-22. Change order #1 is detailed on the attached worksheet in the amount of $1,449,719.65.

Accordingly, this is to recommend approval for Change Order #1 for the McCoy's Creek Channel Improvements/Restoration Phase 1A in the amount of $1,449,719.65, thereby increasing the maximum indebtedness to $24,964,973.15.

Funding for the change order to be encumbered as follows:

Account	TOTAL
See Attached	$1,449,719.65

RGS/rc

Attachments

THE OFFICIAL SITE OF THE FLORIDA DEPARTMENT OF BUSINESS & PROFESSIONAL REGULATION

Florida dbpr Department of Business & Professional Regulation

HOME CONTACT US MY ACCOUNT

ONLINE SERVICES

- Apply for a License
- Verify a Licensee
- View Food & Lodging Inspections
- File a Complaint
- Continuing Education Course Search
- View Application Status
- Find Exam Information
- Unlicensed Activity Search
- AB&T Delinquent Invoice & Activity List Search

LICENSEE DETAILS

10:27:41 AM 5/10/2023

Licensee Information

Name:	**BEAUDOIN, CHRISTINE JEANNETTE (Primary Name)**
	KIEWIT INFRASTRUCTURE SOUTH CO. (DBA Name)
Main Address:	**1550 MIKE FAHEY ST. LEGAL DEPT OMAHA Nebraska 68102**
County:	**OUT OF STATE**
License Location:	**1550 MIKE FAHEY ST. ATTN: STACEY LAMB, LEGAL DEPT. OMAHA NE 68102**
County:	**OUT OF STATE**

License Information

License Type:	**Certified General Contractor**
Rank:	**Cert General**
License Number:	**CGC1522051**
Status:	**Current,Active**
Licensure Date:	**02/14/2014**
Expires:	**08/31/2024**

Special Qualifications	**Qualification Effective**
Construction Business	**02/14/2014**

Alternate Names

View Related License Information

View License Complaint

The State of Florida is an AA/EEO employer. **Copyright 2007-2010 State of Florida. Privacy Statement**

Under Florida law, email addresses are public records. If you do not want your email address released in response to a public-records request, do not send electronic mail to this entity. Instead, contact the office by phone or by traditional mail. If you have any questions, please contact 850.487.1395. *Pursuant to Section 455.275(1), Florida Statutes, effective October 1, 2012, licensees licensed under Chapter 455, F.S. must provide the Department with an email address if they have one. The emails provided may be used for official communication with the licensee. However email addresses are public record. If you do not wish to supply a personal address, please provide the Department with an email address which can be made available to the public. Please see our **Chapter 455** page to determine if you are affected by this change.

CITY OF JACKSONVILLE
DEPARTMENT OF PUBLIC WORKS
ENGINEERING DIVISION
CONSTRUCTION CHANGE ORDER

Change Order No. One (1) Date April 11.2023

Description of Project McCoy's Creek Channel Improvements Phase 1A

Name of Contractor Kiewit Infrastructure South Co.

Contractor's Address 8403 Southpark Circle #655, Orlando, Florida 32819

Contract No. 71931-22/PO 645001-22

Account No. 32111.153101.565051.006210.00000000.00000.00 00000 Original Contract $23,515,253.50

+ Previous Change Orders 0 $0.00 + Change Order No. 1 $1,449,719.65

*See attached appendix for additional listings.

TOTAL REVISED CONTRACT $24,964,973.15

Bid Number CP-0092-21

Construction Completion Date October 22,2024

Revised Construction Completion Date 11/26/2024

Contract Expiration Date February 19, 2025

Revised Contract Expiration Date Project Completion

In compliance with General Conditions of above-referenced contract, CONTRACTOR and OWNER do both hereby agree that the CONTRACTOR shall make the following changes, additions or deletions to the Work specified in the plans and specifications. See attached. Add 35 non-compensable calendar days to construction completion and contract expiration dates.

Justification: See attached.

The Issuing Authority has looked over cost and pricing data for this change order and has determined that this change order is necessary and all costs are reasonable.

Accepted for Contractor Kiewit Infrastrructure South Co.

Signed _____ Attest _____

Title _____ Title _____

Date _____ Date _____

Signed Construction Management By _____
Issuing Authority — Thomas G. McKnight, Manager, Construction Management — Date

Signed Right-of-Way and Stormwater Maint. By _____
Using Division — Div/Department Head — Date

Chief, Engineering & Construction Mgmt Div — Date — Assistant Counsel — Date

Director of Public Works — Date — Mayor — Date

Chief of Procurement — Date — Corporation Secretary — Date

Director of Finance — Date

ATTACHMENT "A"

ACCONT NUMBERS

MCCOY'S CREEK IMPROVEMENTS/RESTORATION PHASE 1

ACCOUNT NO.	PO 645001-22	PO 645001-22 NFWF	PO 645001-22	PO 645001-22
	32111.153119.565051.006206.00.00.00	33101.153101.565050.006202.00.00.00	32111.153101.565051.006202.00.00.00	32111.153119.565051.005386.00.00.00
	006206	006202	006202	005386
	PWCP Public Works Various Capital Projects - Other General Governmental Services	PWCP Public Works Capt'l Proj- Otr Trans Svcs	PWCP Public Works Capt'l Proj- Otr Trans Svcs	PWCP Public Works Various Capital Projects - Other General Governmental Services
	565050	565050	565051	565051
	1	2	1	
		33101-331900-PWEN22003	32111-384020	32111-384020
original contract	$13,338,076.19	$4,300,000.00	$73,357.31	$2,375,605.14
Adjustment	($1,266,100.01)	$0.00	$0.00	$0.00
change order #1	$0.00	$0.00	$0.00	$0.00
Account Totals	$12,071,976.18	$4,300,000.00	$73,357.31	$2,375,605.14

ATTACHMENT "A"

ACCONT NUMBERS

MCCOY'S CREEK IMPROVEMENTS/RESTORATION PHASE 1

PO 645001-22	PO 645001-22 SJR	PO 645001-22 KING	PO 645001-22
32111.153119.565051.005384.00.00.00	33101.153109.565050.009164.000.000.00	32111.153101.565051.006210.00.00.00	32111.153101.565051.006200.00.00.00
005384	009164	006210	006200
PWCP Public Works Various Capital Projects - Other General Governmental Services	PWCP Public Works Capital Projects - Water-Sewer Combination Services	PWCP Public Works Capt'l Proj- Otr Trans Svcs	PWCP Public Works Capt'l Proj- Otr Trans Svcs
565051	565050	565051	565051
1	1	1	1
32111-384020	33101-334392-PWS07820	32111-384020	32111-384020
$3,428,214.86	$0.00	$0.00	$0.00
$0.00	$1,266,100.01	$0.00	$0.00
$0.00	$0.00	$326,947.95	$1,122,771.70
$3,428,214.86	$1,266,100.01	$326,947.95	$1,122,771.70

ATTACHMENT "A"
ACCONT NUMBERS
MCCOY'S CREEK IMPROVEMENTS/RESTORATION PHASE 1

Contract Totals
$23,515,253.50
$0.00
$1,449,719.65
$24,964,973.15

NBR	MASTER ITEM DESCRIPTION	QUANTITY	UOM	UNIT COST	NET ADDITION	NET DELETION	TOTALS
	UNFORESEEN CONDITIONS						
1	UNFORESEEN ASH REMEDIATION AND DEWATERING						
	ASH REMEDIATION	2890.000	CY	$329.73	$952,919.70		
	DEWATERING - PARCEL AREA SIZE 0 - 6,000 SF	1.000	LS	$24,800.00	$24,800.00		
	DEWATERING - PARCEL AREA SIZE 6,001 - 12,000 SF	1.000	LS	$38,000.00	$38,000.00		
	DEWATERING - PARCEL AREA SIZE 12,001 - 18,000 SF	1.000	LS	$58,500.00	$58,500.00		
	ASH-IMPACTED SOIL TRANSPORTATION (EST 0.84 TN = 1 CY)	2427.600	TN	$20.00	$48,552.00		
	NET TOTAL						**$1,122,771.70**

JUSTIFICATION: The project's scope of work includes ash remediation in predetermined locations within the project limits. During the creek construction, unforeseen locations of ash materials were discovered in several locations within the project and required remediation to facilitate the creek construction following the guidance of Specification Section 22. The Contractor provided the attached unit price based price proposal to perform the ash remediation in the unforeseen locations. In addition, the Contractor provided the attached price proposal to perform dewatering as needed in the unforeseen ash remediation locations. The Contractor's price proposal was found to be generally equivalent to the planned ash remediation pricing in the bid. The ash remediation pay quantity volume will be determined by survey of the insitu ash materials prior to excavation and then a subsequent survey of the excavation after the ash material's removal. Dewatering payment will be provided based on the size of the dewatering area using the price structure in the price proposal. Ash-Impacted Soil Transportation to the landfill will be paid for at the existing contract unit price based on the actual tonnage delivered to the landfill.

TOTAL UNFORESEEN CONDITIONS **$1,122,771.70**

	ADDED SCOPE OF WORK						
1	KING STREET BRIDGE DEMOLISHMENT AND REMOVAL	1.000	LS	$326,947.95	$326,947.95		
	TIME EXTENSION	35.000	DAYS				
	NET TOTAL						**$326,947.95**

JUSTIFICATION: The project's specifications anticipated a separate project would demolish and remove the King Street Bridge prior to this project's construction of the creek through the existing bridge's location. The separate project was not able to perform the bridge demolishment and removal prior to this project's commencement. After discussion with the COJ and project teams, it was determined that the bridge demolishment and removal should be performed under this project to allow the creek construction to proceed through the bridge's location. The Contractor submitted the attached price proposal to perform the bridge demolishment and removal for the scope of work and limits defined during the negotiations. The Contractor's price proposal was reviewed, compared with the engineer's estimate, and accepted. The Contractor shall be provided a 35 day noncompensible time extension to perform this added scope of work.

TOTAL ADDED SCOPE OF WORK **$326,947.95**

SUBTOTAL CHANGE ORDER NO. 1	**$1,449,719.65**	**$0.00**
NET TOTAL CHANGE ORDER NO. 1		**$1,449,719.65**
TOTAL TIME EXTENSION		**35 DAYS**

UNFORESEEN CONDITIONS

Unforeseen Ash Remediation and Dewatering

Kiewit

March 3, 2023 KISC-71931-22-05.01

VIA Consulting Services, Inc.
Attn: Reid Harriet, Sr. Project Engineer
10250 Normandy Blvd. Suite 304
Jacksonville, FL 32221

Reference: McCoy's Creek Channel Improvements Phase 1A; Contract No. 71931-22

Subject: Price Proposal for Unknown Ash Remediation Rev 01

Dear Mr. Harriet,

We have completed our pricing proposal for unknown ash remediation, please see below for pricing and scope.

Removal- Per Cubic Yard (CY)
$286.72- Remediation $ per CY
$43.01- Overhead and Profit
$329.73 /CY for removed unknown contaminated soils

Price for Unexpected Ash Laden Soils Encountered- measured by the cubic yard embanked quantity, pre and post survey:

- Surveys RAWP 3.2
- Erosion Control and Site Security- RAWP 3.3
- Sheet Pile Installation Test Segment- RAWP 3.6
- Minimum Sheet Pile Specifications- RAWP 3.7
- Parcel Excavation RAWP 3.9
- Staging of Contaminated Soil RAWP 3.11
- Stockpile Stabilizer Agent Mixing RAWP 3.12
- Health and Safety Protocols RAWP 3.16
- Construction Quality Program RAWP 3.18
- Post Construction Submittals RAWP 3.18
- Project Closeout - RAWP 3.19

Dewatering- If required, lump sum pricing per area
$24,800- Parcels from 0-6,000 SF
$38,000 – Parcels from 6,001 to 12,000 SF
$58,500- Parcels from 12,001 to 18,000 SF
Includes

- Parcel Dewatering RAWP 3.4
- Parcel Conditions for Dewatering – RAWP 3.5
- Minimum Wellpoint Specifications RAWP 3.8

KIEWIT INFRASTRUCTURE SOUTH CO.
8403 SOUTHPARK CIRCLE #655
ORLANDO, FL 32819

Kiewit

Scope includes all below items

As discussed previously, we propose to utilize existing pay items for trucking to landfill as well as embankment for backfill if required.

The lump sum dewatering price is specific to installing either sock or well points under a single mobilization for a representative parcel size noted in the dewatering lump sum pricing. Contractor has included temporary tanks and testing of the discharge water to comply with Rule 62-621-300(2)FAC as well as treatment for effluent, however treatment for contaminated ground water is specifically excluded. Based on the technical data provided by the City of Jacksonville and the collective experience thus far treatment of ground water for heavy metals or contamination is not needed.

Should you have any questions please reach out to myself via email or at (813) 523-6268.

Sincerely,

David Rood

David Rood
Project Manager

Cc: Aaron Heric, City of Jacksonville
Corey Chascin, VIA Consulting Services
John MacDonald, Kiewit
Nick Sosa, Kiewit
Jobsite File

KIEWIT INFRASTRUCTURE SOUTH CO.
8403 SOUTHPARK CIRCLE #655
ORLANDO, FL 32819

McCoys Creek Channel Restoration Phase 1A
COJ Contract No. 71931-22

PLAN ASH REMEDIATION BID PRICE SUMMARY AND ANALYSIS

Parcel ID	Step 1 - Ash Only CY									Remediation Notes
	Remediation	Dewatering	Volume (CY)	Parcel Area (SF)	Remediation / CY	Dewatering / CY	Dewatering / SF	Combined Total / CY	Depth (ft)	
077177-0000	$ 150,000.00	$ 40,000.00	330	3160	$ 454.55	$ 121.21	$ 12.66	$ 575.76	4	Previously remediated 2'
078180-0000	$ 225,000.00	$ 40,000.00	660	7440	$ 340.91	$ 60 61	$ 5.38	$ 401.52	4	Previously remediated 2'
089943-0000	$ 150,000.00	$ 40,000.00	345	3780	$ 434.78	$ 115.94	$ 10.58	$ 550.72	4	Previously remediated 2'
089923.002	$ 225,000.00	$ 40,000.00	860	10100	$ 261.63	$ 46.51	$ 3.96	$ 308.14	4	Previously remediated 2'
089551-0000	$ 375,000.00	$ 50,000.00	2140	17500	$ 175.23	$ 23 36	$ 2.86	$ 198.60	4 5	Previously remediated 2'
089552-0000	$ 275,000.00	$ 40,000.00	1100	9000	$ 250.00	$ 36.36	$ 4.44	$ 286.36	4	Previously remediated 2'
075475-0010	$ 550,000.00	$ 75,000.00	1900	26000	$ 289.47	$ 39 47	$ 2.88	$ 328.95	2	
076729-0000	$ 450,000.00	$ 75,000.00	2160	16500	$ 208.33	$ 34.72	$ 4 55	$ 243.06	2-4	
089974-0000	$ 60,000.00	$ -	267	7030	$ 224.72	$ -	$ -	$ 224.72	1-2	
089549-000A	$ 700,000.00	$ 100,000.00	5450	18400	$ 128.44	$ 18.35	$ 5 43	$ 146.79	4	
Average (all)					$ 276.81	$ 49.65	$ 5.27	$ 326.46		
Average (1'-2')					$ 257.10	$ 19.74		$ 276.83		
Average (2'+)					$ 281.73	$ 57.13		$ 338.87		

UNFORESEEN ASH PRICE PROPOSAL ANALYSIS

Ash Remediation

Kiewit Proposed Unit Price w/o Markup	Bid Price Equivalent Avg. Unit Price	% Difference from Bid	Kiewit Proposed Unit Price w/ Markup	% Difference from Bid	
$ 286.72	$ 276.81	3.58%	$ 329.73	19.12%	Proposed > Bid

Dewatering --
Evaluation of Bid Pricing for All Parcels

Kiewit Proposed LS Price	Bid Average LS Price (All Parcels)	Proposed Equivalent Unit Price (SF)	Bid Average Equivalent Unit Price (SF)	% Difference from Bid	
$ 38,000.00	$ 50,000 00	$ 3 75	$ 5.27	28.83%	Proposed < Bid

Evaluation of Bid Pricing on Similar Size Parcels (7k-10k SF)

Kiewit Proposed LS Price	Bid Average LS Price (Parcel Sizes 7k-10k SF)	Proposed Equivalent Unit Price (SF)	Bid Average Equivalent Unit Price (SF)	% Difference from Bid	
$ 38,000.00	$ 40,000.00	$ 3.75	$ 4.59	18.28%	Proposed < Bid

Current Unforeseen Ash Locations

Location	Area (SF)
STA 117-121 (LT)	10082
STA 122-126 (RT)	10164
Average	10123

Contract No.: 71931-22
Project: McCoy's Creek Channel Restoration Phase 1
Contractor: Kiewit Infrastructure South Co.
CEI: VIA Consulting Services, Inc.

Unforeseen Ash Remediation Cubic Yard Summary

Location	Area (SF)	Avg Depth (FT)	Volume (CY)
Unforeseen Ash Remediation STA 117-121 (LT)*	10082	2.5	933.52
Unforeseen Ash Remediation STA 122-126 (RT)*	10163	2	752.81
Unforeseen Ash Remediation STA 113-115 (LT)	3988	1.6	237.70
TOTAL			**1924.03**
TOTAL W/ CONTIGENCY			**2886.05**

*Note: Ash area and depth dimensions are very rough estimates until work is performed and true extents of ash is known.

Added Scope of Work

King Street Bridge Demolishment and Removal

EXTRA WORK SHEET

Co. No. _____ Job. No. 105347

Kiewit Infrastructure South Co.
(Issued by)
8403 South Park Circle, suite 655
Orlando, FL 32819
(Address)

Number: 1 Rev 3

Project: McCoy's Creek Channel Improvements
Cont. No. _____

Date: 3/13/2023

To : VIA Consulting Services (City of Jacksonville)
10250 Normandy Blvd Suite 301
Jacksonville, FL 32221
(Address)

Attn: Reid Harriett

- [ ] Material or Subcontractor
- [ ] Owner Force Account Work
- [x] Extra Work
- [ ] Equipment Lease or Vendor Invoice

Check One

Description of Work Done: Full Demolition of the King Street bridge; a temporary detour of King St; cut and cap of existing water main; remove, replace and temporary support 10" gravity sewer, install temporary pedestrian detour/bridge over McCoy's creek

Prime Contractor Detail of Equipment, Materials and Labor	Hours or Quantity	Hrly Rate or Unit Price	Equipment Cost	Material Cost	Labor Cost	Total Amount
LABOR						
See Labor back up sheet	1.00	$ 72,380.35			$ 72,380.35	$ 72,380.35
					Subtotal Labor	$ 72,380.35
MATERIAL						
See Material back up sheet	1.00	$ 9,007.70		$ 9,007.70		$ 9,007.70
						$ -
					Subtotal Material	$ 9,007.70
EQUIPMENT						
See Equipment back up sheet	1.00	$ 151,233.47	$ 151,233.47			$ 151,233.47
Mobilization/demobilization	6.00	$ 3,000.00	$ 18,000.00			$ 18,000.00
					Subtotal Equip.	$ 169,233.47
SUBCONTRACTOR						
Temporary Engineering		Ea	$ 2,500.00			$ -
Sod	400.00	SY	$ 3.88			$ 1,550.00
MOT (Signs, detour and barricades)	1.00	LS	$ 11,262.00			$ 11,262.00
On Road Trucking	224.00	Hrs	$ 100.00			$ 22,400.00
					Subtotal Subs.	$35,212.00
					SUBTOTAL:	$285,833.52

MARKUP

	Subtotal		M/U Rate	
Markup (Labor)	$ 72,380.35	X	15.00%	$ 10,857.05
Markup (Materials)	$ 9,007.70	X	15.00%	$ 1,351.15
Markup (Equipment)	$ 169,233.47	X	15.00%	$ 25,385.02
Markup (Subcontractor's Cost only)	$ 35,212.00	X	10.00%	$ 3,521.20
		X		
		X		
			Subtotal Markup:	$41,114.43
			Extra Work Sheet SUBTOTAL:	$326,947.95
Total Liability & Bond =		X	0.600%	$ -
		X		

Total Amount (Earnings to Cost Account No. _____

Extra Work Sheet OVERAL TOTAL: $326,947.95

Approved for Owner, Material or Sub-Contractor

By _____

Approved for Company

By _____

LABOR HR

Employee #	Employee Name	Position	Craft Type	TOTAL ST	TOTAL OT
1	Foreman		FWWC	240.00	
2	Operator (High)		Craft	335.00	
3	Operator (Medium)		Craft	295.00	
4	Operator (Low)		Craft	180.00	
5	Laborer		Craft	560.00	
6	Ironworker		Craft	20.00	
7	Survey			80.00	
	SUBTOTAL			1710	

EQUIPMENT COST

Equip. #	Description		Rate	HR	$
	Excavator 36-39 MT		$ 156.27	543	$ 84,854.61
	Excavator 8-10 MT		$ 96.83	40	$ 3,873.20
	Skid Steer		$ 83.62		$ -
	Articulating 30 ton off-road truck		$ 136.70	100	$ 13,670.00
	3/4 T Crew pick up		$ 17.18	240	$ 4,123.20
	Vac Truck		$ 70.45	60	$ 4,227.00
	Maintenance Truck		$ 43.35	100	$ 4,335.00
	Loader		$ 98.18	284	$ 27,883.12
	RT Crane 30-49 Ton		$ 253.29		$ -
	Welder		$ 11.35	160	$ 1,816.00
	Ho Pac		$ 31.78	203	$ 6,451.34
	Crawler Dozer		$ 124.20		$ -
	Roller		$ 139.18		$ -
	SUBTOTAL			1730	$ 151,233

Material & Supplies Costs

Description	Qty	Unit	Unit Price	Total
Dump Fee for Asphalt	20	EA	$ 180.00	$ 3,600.00
Safety Supplies	1710.00	MH	$ 1.00	$ 1,710.00
Survey Supplies	80.00	MH	$ 2.00	$ 160.00
earthwork Supplies	343.00	MH	$ 2.00	$ 686.00
Demo Supplies	654.82	MH	$ 0.50	$ 327.41
Pipe Install Supplies	25.00	MH	$ 2.50	$ 62.50
24" CMP	50	LF	$ 16.05	$ 802.50
Miter end section	1	Ea	$ 1,070.00	$ 1,070.00
Tax @ 7%				$ 589.29
			Total	**$ 9,007.70**

Employee #	Name	Position	Type	Total Hours (ST)	Total Hrs (OT)	Base Rates (ST)	Base Rates (OT)	FICA @	FUTA @	SUTA @	Worker's Compensation @	Insurance (GL) @	Applicable Per Diem (per Hr)	Medical Insurance @	Staff Total 401K @	Craft Retirement Benefit @	PTO @	Craft Incentive @	Total Rate (ST)	Total Rate (OT)	COLA	Total Cost
	2022 Add-On %	Salary				2022 Staff		7.58%	0.06%	0.06%	1.29%	0.25%		10.55%	5.27%		15.10%				6.00%	
	2022 Add-On %	Craft				2022 Craft		7.58%	0.06%	0.06%	1.29%	0.25%		$ 1.63		$ 0.48	$ 0.18	$ 0.16				
1	Foreman	Craft	FWWC	240.0	0.0	$ 45.37	$ 22.69	$3.44	$0.04	$0.03	$0.59	$0.11	$6.25	$4.79	$2.39	$0.00	$6.85	$0.00	$69.65	$0.00	$1,007.42	$ 16,763.92
2	Operator (High)	Craft		335.0	0.0	$ 32.00	$ -		$0.03	$0.02	$0.41	$0.08	$6.25	$1.63	$0.00	$0.48	$0.18	$0.16	$43.66	$0.00	$0.00	$ 14,627.17
3	Operator (Medium)	Craft		295.0	0.0	$ 31.00	$ -		$0.02	$0.02	$0.40	$0.08	$6.25	$1.63	$0.00	$0.48	$0.18	$0.16	$42.57	$0.00	$0.00	$ 12,558.33
4	Operator (Low)	Craft		180.0	0.0	$ 28.00	$ -		$0.02	$0.02	$0.36	$0.07		$1.63	$0.00	$0.48	$0.18	$0.16	$33.04	$0.00	$0.00	$ 5,947.70
5	Laborer	Craft		560.0	0.0	$ 25.00	$ -		$0.02	$0.02	$0.32	$0.06		$1.63	$0.00	$0.48	$0.18	$0.16	$29.77	$0.00	$0.00	$ 16,668.40
6	Ironworker	Craft		20.0	0.0	$ 28.00	$ -		$0.02	$0.02	$0.36	$0.07		$1.63	$0.00	$0.48	$0.18	$0.16	$33.04	$0.00	$0.00	$ 660.86
7	Survey	Salary	Salary	80.0	0.0	$ 41.50	$ -		$0.03	$0.02	$0.54	$0.10	$6.25	$4.38	$2.19	$0.00	$6.27	$0.00	$64.42	$0.00	$279.24	$ 5,153.98
8																						
9																						
10																						
11																						
12																						
																					TOTAL	$ 72,380.35

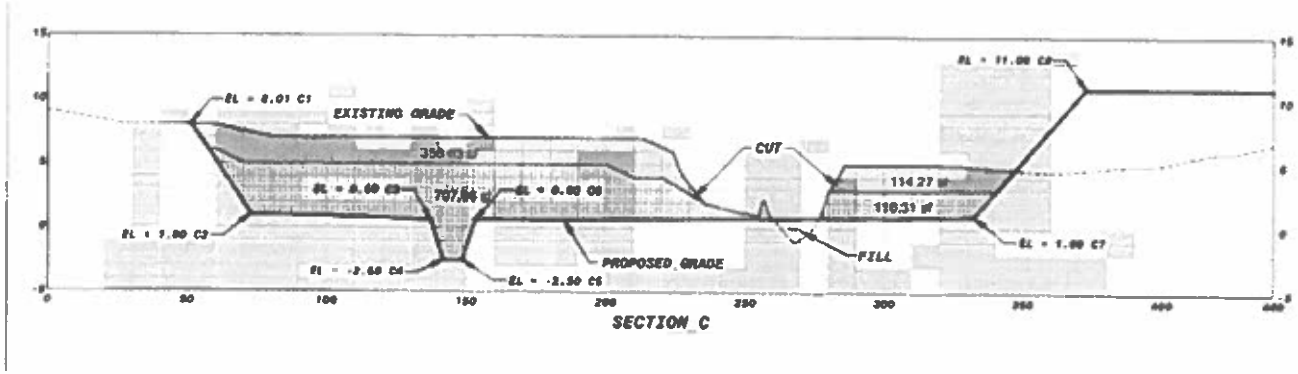

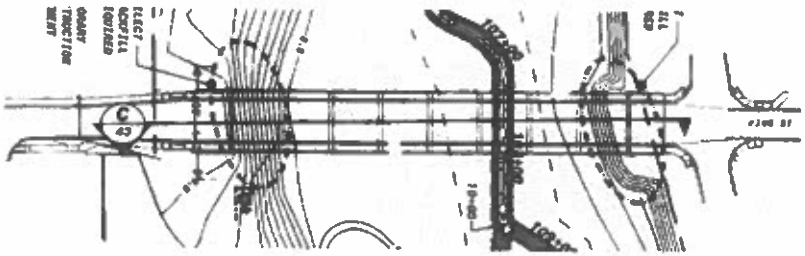

		Width	Volume		Leave behind	New Qty
Cut by Bridge contractor	470.3 SF	60 FT	1,045.11	CY	-369.6	675.51
Cut by Channel contractor	824.27 SF	60 FT	1,831.71	CY	-578.8	1,252.89
Fill by Bridge Contractor	0 SF	60 FT	-	CY		
Fill by Channel Contractor	452.05 SF	60 FT	1,004.56	CY		
Cut to Fill Channel Contractor			1,004.56	CY		
Cut to Waste Channel Contractor			827.16	CY		
Cut to Waste Bridge Contractor			1,045.11	CY		

Potholing	Qty	Length	Locates OC		# of potholes	
Gas main	1	300	25	12	12	
Fiber Optic	2	300	50	6	12	
Water main	1	300	50	6	6	
Sanitary Sewer	1	300	50	6	6	
					36	Total soft digs

Sod	210 SY	South bank
	190 SY	North bank

22 58
4 516

ASSUMPTIONS AND CLARIFICATIONS

PCO 01 – KING STREET DEMOLITION

1. Proposal specifically excludes replacing, rerouting, and capping existing utilities. Including but limited to buried electric, 2" gas main, 10" gravity sanitary sewer, and 6" water main.
2. All abandoned utilities will be removed during the excavation.
3. Production rates for labor and equipment include excavating around existing utilities assuming they will be still in place during the bridge demolition and channel excavation.
4. Temporary support of existing utilities was not included.
5. All concrete and asphalt will be disposed of off-site.
6. All excess fills will be trucked off site.
7. No temporary erosion control was included per the direction received from VIA and COJ on 2/7/23.
8. Excavation quantities were updated to only include the excavation within the limits of bridge ROW.
9. The proposal does not include any ash remediation. If ash is encountered the remediation will be a separate proposal based on the actual CY removed as measured by survey in situ.
10. Typical Supplies needed for this addition work include:

a. Crane mats for support	b. Caution tape
c. Survey stakes & ribbon	d. Torch tips
e. Chipping bits	f. Welding cape
g. Saw blades	h. Welding rods
i. Drill bits	j. Oxygen and acetylene for torch
k. Grinding discs	l. Gas for small tools
m. Pipe gaskets	n. # 9 wire
o. Pipe gasket lube	p. First aid supplies
q. Fasteners	r. Cones
s. Lumber	t. Red rope
u. Safety glasses	v. Dust Masks
w. Gloves (leather, impact, cut resistant)	x. Brooms & dust pans
y. Hearing protection	z. Spray paint
aa. Face shields	bb. Rags
cc. Hard hats	dd. Garden hose
ee. Safety vests	ff. Air gun oil
gg. Welding shield	hh. Survey whiskers
ii. Concrete cure	jj. Tape measure
kk. Poly	ll. Tie down straps & bungy cords
mm. Cure blankets	nn. Duct tape
oo. Dewatering hose	pp. Rope
qq. Drinking water	rr. Misc. stone for access
ss. Trash bags	tt. Face masks
uu. Trash cans	vv. Tyvek coveralls
ww. Extension cords	xx. Rubber boots
yy. Fire extinguishers	zz. Chaps

① STA. 101+66.06, 47.74' LT
FURNISH & INSTALL
TYPE A SANITARY MANHOLE WITH 4' DIA. BOTTOM
TOP EL. 8.35
E INV. EL. 5.29
W INV. EL. 5.29

② CONST. TEMPORARY 24" STORM PIPE.
CONNECT TO EXISTING CBI TO REMAIN.

③ STA. 101+05.62, 50.26' RT
FURNISH & INSTALL
TYPE A SANITARY MANHOLE WITH
4' DIA. BOTTOM
TOP EL. 8.71
E INV. EL. 5.56
W INV. EL. 5.56

④ CONST. 34 LF OF 10" PVC
SDR 26 SANITARY SEWER

⑤ STA. 8+85.75, 19.67' RT (CENTERLINE KING ST.)
FURNISH & INSTALL
TYPE A SANITARY MANHOLE WITH 4' DIA. BOTTOM
TOP EL. 8.71
EXIST. N INV. EL. 6.61
W INV. EL. 5.64
NOTE: CONNECT EXIST. 10" SANITARY SEWER
PIPE TO REMAIN TO PROP. MANHOLE

N
0 10 50
Feet

EXIST. R/W LINE
EXIST. R/W LINE
EXIST. 2" GAS MAIN TO BE RELOCATED BY OTHERS
EXIST. WOODEN ELECTRIC POLE TO BE RELOCATED BY JEA
REMOVE AND SALVAGE EXIST. FIRE HYDRANT AND PROVIDE TO JEA
STA. 2+74.72, 13.91' LT
FURNISH AND INSTALL
(1) 6" D.I. M.J. CAP IN EXISTING PIPELINE TO REMAIN
EXIST. R/W LINE
BEGIN CONSTRUCTION
STA. 2+04.38
ABANDON BY REMOVAL 443 LF OF EXIST. 6" WM
EXIST. 6" WM TO REMAIN
EXIST. R/W LINE
EXIST. R/W LINE
REMOVE EXIST. STORM PIPES AND MANHOLE
MATCHLINE STA. 101+80.00 | HEYWOOD DOWLING DR.
EXIST. 6" WM TO REMAIN
CONST. 10" PVC SDR 26 SANITARY SEWER
REMOVE EXIST. STORM PIPE
EXIST. WOODEN ELECTRIC POLE TO BE RELOCATED BY JEA
EXIST. BURIED TELEPHONE TO BE RELOCATED BY OTHERS
EXIST. 6" WM TO REMAIN
STA. 8+17.55, 21.97' LT
FURNISH AND INSTALL
(1) 6" D.I. M.J. CAP IN EXISTING PIPELINE TO REMAIN
CONST. 110 LF OF 10" PVC SDR 26 SANITARY SEWER
KING STREET
CONST. KING STREET
EXIST. R/W LINE
EXIST. SANITARY SEWER MANHOLE "O REMAIN
ABANDON BY REMOVAL 58 LF OF EXIST. 10" GRAVITY SANITARY SEWER
EXIST. R/W LINE
EXIST. R/W LINE
EXIST. CO BURIED ELECTRIC TO BE RELOCATE BY OTHERS
EXIST. BURIED TV CABLE TO BE RELOCATE BY OTHERS
EXIST. 2" GAS MAIN TO BE RELOCATED BY OTHERS
ABANDON BY REMOVAL 401 LF OF EXIST. 10" GRAVITY SANITARY SEWER
REMOVE EXIST. SANITARY SEWER MANHOLE
EXIST. R/W LINE
REMOVE EXIST. STORM INLET
REMOVE EXIST. SANITARY SEWER MANHOLE
EXIST. WOODEN POLE TO BE RELOCATED BY JEA
REMOVE EXIST. SANITARY SEWER MANHOLE
REMOVE EXIST. STORM PIPES AND MANHOLE
STA. 8+38.99 @ KING ST. =
STA. 101+00.00 @ HEYWOOD DOWLING DR.
EXIST. R/W LINE
HEYWOOD DOWLING DR.
EXIST. 10" SANITARY SEWER TO REMAIN
EXIST. R/W LINE

BEGIN CONSTRUCTION
STA. 2+04.38
EXIST. PROFILE GRADE LINE
EXIST. 6" WATER MAIN TO REMAIN
FURNISH AND INSTALL
(1) 6" D.I. M.J. CAP IN EXISTING PIPELINE TO REMAIN
TYPE A SANITARY MH WITH 4' DIA. BOTTOM
TOP EL. 8.71
EXIST. N INV. EL. 6.61
W INV. EL. 5.64
EXIST. 10" SANITARY SEWER TO REMAIN
EXIST. 6" WATER MAIN TO REMAIN
FURNISH AND INSTALL
(1) 6" D.I. M.J. CAP IN EXISTING PIPELINE TO REMAIN
EXIST. 6" WATER MAIN TO REMAIN
10" PVC SDR 26 SANITARY SEWER
SCALE
HORIZONTAL = 50'
VERTICAL = 5'

2+50 3+00 3+50 4+00 4+50 5+00 5+50 6+00 6+50 7+00 7+50 8+00 8+50

gai CONSULTANTS

JEA
Building Community

PLAN - PROFILE
KING ST
(McCOY'S CREEK)

PROJ. NO.
DATE: MAY 2002
SCALE: AS NOTED
DRAWING NO.
SHEET NO.

THE OFFICIAL RECORD OF THIS SHEET IS THE ELECTRONIC FILE DIGITALLY SIGNED AND SEALED UNDER RULE 61G15-23.004 F.A.C.

Traffic Control Products of Florida, Inc. *DBE - WMBE - FDOT Pre-Qualified*

TAMPA	ORLANDO/SANFORD	WILDWOOD	JACKSONVILLE
5514 CARMACK RD.	2683 Richmond Ave	717 Industrial Way	5639 Witten Rd.
TAMPA, FL.	SANFORD, FL.	Wildwood, FL	JACKSONVILLE, FL.
33610-9416	32773	34785	32254
813-621-8484	407-521-6777	352-787-0008	904-432-1589
813-621-4611 FAX	407-521-6592 FAX	352-787-8010 Fax	904-416-1095 Fax

Established 1985

MOT- Barricades/Cones - Work Zone Signs - Arrowboard - Light Tower - Portable Changeable Message Sign - Truck Mounted Attenuator
Striping- Paint & Thermoplastic - Pavement Markers, Epoxy & Stencils Signalization- Lighting - Traffic Signals - ITS - Handrail - Alum/Steel
Traffic Signs- Sign Manufacturing - Permanent Sign Installation Temp. Concrete Barrier Wall - Temp. Crash Cushion - Temp. Traffic Separator

Contractor: **Date: 11/16/2022**

Project: **JEA McCoy's Creek Bridge Mitigation Duval County** **Page 1**

Do not separate items on this page. This quote and all messages below become part of the contract if Traffic Control Products of Fl., Inc. is utilized. If there are any questions, please call.

Temporary Maintenance of Traffic (MOT) Quote

ITEM	DESCRIPTION	AMOUNT
I.	**LUMP SUM DAILY quote to provide the following temporary Maintenance of Traffic devices to include:** 1. Up to Sixty-Five (65) Work Zone Sign Panels as shown on TTC Sheet 12 of bid plans. Includes up to Fifteen (15) Special Fabricated Sign panels. Standard MUTCD Advance warning array included as well all post mounted for duration. 2. Up to Thirty (30) Type II / Plastic Drum Barricades. 3. Up to Fourteen (14) Type III Barricades as required.	$28.20 Per Day
II.	Mobilization to fabricate, install and return to remove one (1) time.	$3,960.00 LS

Contractors Notes:

1. Prices are F.O.B. jobsite unless otherwise stated. Contractor to furnish sandbags / ballast for all delineation devices.
2. Contractor responsible for placement and daily relocation of temporary maintenance of traffic devices.
3. As a subcontractor or supplier, Traffic Control Products of Fl, Inc. does not assume the role or liability of Worksite Traffic Supervisor as defined by sub-articles 102-3.2 and 105-8.3 of the FDOT Standard Specifications for Road & Bridge Construction.
4. Mobilizations for reprogramming PCMS shall incur a charge per unit if not already disclosed in the quote.
5. Contractor is responsible for coring asphalt or concrete for temporary advance warning signs.
6. Triton Plastic Barrier: Product install, water supply, filling and draining to be accomplished by contractor. Temporary Plastic Rumble Strips, if provided, are to be secured when not in use.
7. Quantities are per the plans only. Any deviation may result in additional charges.
8. If a bond is required it can be furnished for an additional 1%. Quote, notes and disclosure becomes part of the contract if Traffic Control Products of Fl., Inc. is utilized. Prices are good for 60 days from date of bid.

Terms are NET 30 DAYS. Accounts over 30 days will be charged 8% per annum interest from invoice date. The signer acknowledged that this document has been read and understood, and agrees on behalf of LESSEE to the conditions above. Attorney's fees, court costs, and interest will be added if accounts are unpaid and are placed for collections.

If project requires additional devices the following Unit Prices for Devices are as follows:

Barricade-Temp. Type II, and DRUM	$0.12	ED	
Barricades Type III	$0.26	ED	
Pedestrian LCD Barricade	$0.55	ED	
Work Zone Signs	$0.25	ED	
Traffic Cones	$0.25	ED	
Arrow Board	$5.00	ED	
PCMS Minimum 14 Days	$10.50	ED	
Triton Plastic Barrier Wall	$3.25	ED	
Triton Mobilization / Delivery	$155.00	EA	
Additional Delivery Mobilization PCMS Programming	$60.00	EA	

Orlando Nuñez (MOT) TCP ESTIMATOR
onunez@trafficcontrolproducts.org

Article 1 "The Work"

Bid Item	WBS Element	Item Description	Approx. Qty.	UOM	Unit Price	Total Price
N/A	105347 XXXX	MOT Signs - King St closure	240	Cal Day	$ 28.20	$ 6,768.00
N/A	105347 XXXX	Mob/Fab/Install/Remove	1	PLS	$ 3,960.00	$ 3,960.00
N/A	105347 XXXX	PCMS Board	28	Cal Day	$ 10.50	$ 294.00
N/A	105347 XXXX	Work Zone signs	960	Cal Day	$ 0.25	$ 240.00
						$ -
						$ -
						$ -
						$ -
						$ -
						$ -
						$ -
						$ -
						$ -
					Approximate Contract Total:	$ 11,262.00

Kiewit Infrastructure South Co.

Signature: _____

Print Name: _____

Date: _____

Traffic Control Products of Florida, Inc.

Signature: _____

Print Name: _____

Date: _____

GREEN ROCK
SUSTAINABLE WASTE SOLUTIONS

Jacky Rodriguez
Kiewit Infrastructure South Company
8403 Southpark Circle South, Suite 655
Orlando, FL 32819

BID NAME: McCoy's Creek Phase 1A
DATE: September 13, 2022
PAGE 1 OF 2

Dear Jacky,

Green Rock Strategies, LLC (Green Rock) is an environmental services company specializing in strategic, sustainable waste solutions. We appreciate the opportunity to provide this proposal and look forward to potentially working with you.

SCOPE OF WORK:

- Jobsite Address: McCoy's Creek, Jacksonville, FL
- Provide dump trucks and/or dump trailers to haul material from the jobsite to the Trail Ridge Landfill located at 5110 US-301 S, Jacksonville, FL 32234.
- Provide onsite hourly trucking for ash remediation, hauling from parcels to Kiewit's staging area (approx. 857 hours)
- Provide transportation of nonhazardous waste in accordance with local, State and Federal regulations.
- Green Rock can provide up to 20 trucks per day, more available upon request.
- Provide an organized electronic report to include all manifests, weight tickets and other waste transportation and disposal documentation.

PROJECT PRICING:

Ash Transportation

Transportation to WM Trail Ridge Landfill	**$285/load**
Onsite Hauling	**$100/hr.**

EquipmentWatch.

www.equipmentwatch.com

All prices shown in US dollars ($)

Rental Rate Blue Book®

November 28, 2022

Deere 350G LC
Crawler Mounted Hydraulic Excavators

Size Class:
33.1 - 40.0 MTons
Weight:
76557 lbs

Configuration for 350G LC

Operating Weight	**34.7 mt**	Power Mode	**Diesel**

Blue Book Rates

** FHWA Rate is equal to the monthly ownership cost divided by 176 plus the hourly estimated operating cost.

	Ownership Costs				Estimated Operating Costs	FHWA Rate**
	Monthly	Weekly	Daily	Hourly	Hourly	Hourly
Published Rates	USD $14,590.00	USD $4,085.00	USD $1,020.00	USD $155.00	USD $73.37	USD $156.27
Adjustments						
Region (100%)	-	-	-	-		
Model Year (2022: 100%)	-	-	-	-		
Adjusted Hourly Ownership Cost (100%)	-	-	-	-		
Hourly Operating Cost (100%)					-	
Total:	**USD $14,590.00**	**USD $4,085.00**	**USD $1,020.00**	**USD $155.00**	**USD $73.37**	**USD $156.27**

Non-Active Use Rates	Hourly
Standby Rate	USD $44.76
Idling Rate	USD $114.90

Rate Element Allocation

Element	Percentage	Value
Depreciation (ownership)	38%	USD $5,544.20/mo
Overhaul (ownership)	46%	USD $6,711.40/mo
CFC (ownership)	5%	USD $729.50/mo
Indirect (ownership)	11%	USD $1,604.90/mo
Fuel (operating) @ USD 5.03	44%	USD $32.00/hr

Revised Date: 4th quarter 2022

These are the most accurate rates for the selected Revision Date(s). However, due to more frequent online updates, these rates may not match Rental Rate Blue Book Print. Visit the Cost Recovery Product Guide on our Help page for more information.

The equipment represented in this report has been exclusively prepared for DAVID ROOD (David.rood@kiewit.com)

All material herein © 2003-2022 Randall-Reilly All rights reserved.

EquipmentWatch.

www.equipmentwatch.com

All prices shown in US dollars ($)

Rental Rate Blue Book®

January 5, 2023

Caterpillar 308 CR
Crawler Mounted Hydraulic Excavators

Size Class:
8.1 - 10.0 MTons
Weight:
N/A

Configuration for 308 CR

Operating Weight	17730.0 lbs	Power Mode	Diesel

Blue Book Rates

** FHWA Rate is equal to the monthly ownership cost divided by 176 plus the hourly estimated operating cost.

	Ownership Costs				Estimated Operating Costs	FHWA Rate**
	Monthly	Weekly	Daily	Hourly	Hourly	Hourly
Published Rates	USD $11,470.00	USD $3,210.00	USD $805.00	USD $120.00	USD $31.66	USD $96.83
Adjustments						
Region (100%)	-	-	-	-		
Model Year (2023: 100%)	-	-	-	-		
Adjusted Hourly Ownership Cost (100%)	-	-	-	-		
Hourly Operating Cost (100%)					-	
Total:	**USD $11,470.00**	**USD $3,210.00**	**USD $805.00**	**USD $120.00**	**USD $31.66**	**USD $96.83**

Non-Active Use Rates	Hourly
Standby Rate	USD $36.50
Idling Rate	USD $65.17

Rate Element Allocation

Element	Percentage	Value
Depreciation (ownership)	34%	USD $3,899.80/mo
Overhaul (ownership)	44%	USD $5,046.80/mo
CFC (ownership)	12%	USD $1,376.40/mo
Indirect (ownership)	10%	USD $1,147.00/mo

Fuel cost data is not available for these rates.

Revised Date: 1st quarter 2023

These are the most accurate rates for the selected Revision Date(s). However, due to more frequent online updates, these rates may not match Rental Rate Blue Book Print. Visit the Cost Recovery Product Guide on our Help page for more information.

The equipment represented in this report has been exclusively prepared for DAVID ROOD (David.rood@kiewit.com)

All material herein © 2003-2022 Randall-Reilly All rights reserved.

EquipmentWatch.

www.equipmentwatch.com

All prices shown in US dollars ($)

Rental Rate Blue Book®

November 28, 2022

Caterpillar 289D3
Compact Track Loaders

Size Class:
2501 - 2850 lbs
Weight:
N/A

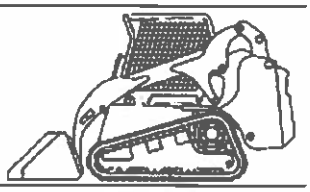

Configuration for 289D3

Operator Protection	ROPS/FOPS	Power Mode	Diesel

Blue Book Rates

** FHWA Rate is equal to the monthly ownership cost divided by 176 plus the hourly estimated operating cost.

	Ownership Costs				Estimated Operating Costs	FHWA Rate**
	Monthly	Weekly	Daily	Hourly	Hourly	Hourly
Published Rates	USD $8,710.00	USD $2,440.00	USD $610.00	USD $92.00	USD $34.13	USD $83.62
Adjustments						
Region (100%)	-	-	-	-		
Model Year (2022: 100%)	-	-	-	-		
Adjusted Hourly Ownership Cost (100%)	-	-	-	-		
Hourly Operating Cost (100%)					-	
Total:	**USD $8,710.00**	**USD $2,440.00**	**USD $610.00**	**USD $92.00**	**USD $34.13**	**USD $83.62**

Non-Active Use Rates	Hourly
Standby Rate	USD $22.27
Idling Rate	USD $63.07

Rate Element Allocation

Element	Percentage	Value
Depreciation (ownership)	25%	USD $2,177.50/mo
Overhaul (ownership)	55%	USD $4,790.50/mo
CFC (ownership)	4%	USD $348.40/mo
Indirect (ownership)	16%	USD $1,393.60/mo
Fuel (operating) @ USD 5.03	40%	USD $13.58/hr

Revised Date: 4th quarter 2022

These are the most accurate rates for the selected Revision Date(s). However, due to more frequent online updates, these rates may not match Rental Rate Blue Book Print. Visit the Cost Recovery Product Guide on our Help page for more information.

The equipment represented in this report has been exclusively prepared for DAVID ROOD (David.rood@kiewit.com)

All material herein © 2003-2022 Randall-Reilly All rights reserved.

EquipmentWatch.

www.equipmentwatch.com

All prices shown in US dollars ($)

Rental Rate Blue Book®

November 28, 2022

Volvo A30 (disc. 1995)
Articulated Rear Dumps



Size Class:
26 - 29 MTons
Weight:
44765 lbs

Configuration for A30 (disc. 1995)

Axle Configuration	6 X 6	Power Mode	Diesel
Rated Payload	27.0 mt		

Blue Book Rates

** FHWA Rate is equal to the monthly ownership cost divided by 176 plus the hourly estimated operating cost.

	Ownership Costs				Estimated Operating Costs	FHWA Rate**
	Monthly	Weekly	Daily	Hourly	Hourly	Hourly
Published Rates	USD $11,595.00	USD $3,245.00	USD $810.00	USD $120.00	USD $70.82	USD $136.70
Adjustments						
Region (100%)	-	-	-	-		
Model Year (1995: 100%)	-	-	-	-		
Adjusted Hourly Ownership Cost (100%)	-	-	-	-		
Hourly Operating Cost (100%)					-	
Total:	**USD $11,595.00**	**USD $3,245.00**	**USD $810.00**	**USD $120.00**	**USD $70.82**	**USD $136.70**

Non-Active Use Rates	Hourly
Standby Rate	USD $37.55
Idling Rate	USD $93.28

Rate Element Allocation

Element	Percentage	Value
Depreciation (ownership)	41%	USD $4,753.95/mo
Overhaul (ownership)	43%	USD $4,985.85/mo
CFC (ownership)	5%	USD $579.75/mo
Indirect (ownership)	11%	USD $1,275.45/mo
Fuel (operating) @ USD 5.03	39%	USD $27.40/hr

Revised Date: 4th quarter 2022

These are the most accurate rates for the selected Revision Date(s). However, due to more frequent online updates, these rates may not match Rental Rate Blue Book Print. Visit the Cost Recovery Product Guide on our Help page for more information.

The equipment represented in this report has been exclusively prepared for DAVID ROOD (David.rood@kiewit.com)

All material herein © 2003-2022 Randall-Reilly All rights reserved.

EquipmentWatch.

www.equipmentwatch.com

All prices shown in US dollars ($)

Rental Rate Blue Book®

April 5, 2022

Miscellaneous 4X2 1/2 143 CREW GAS
On-Highway Light Duty Trucks

Size Class:
100 - 199 HP
Weight:
4500 lbs

Configuration for 4X2 1/2 143 CREW GAS

Axle Configuration	4X2	Cab Type	Crew
Horsepower	143.0	Power Mode	Gasoline
Ton Rating	1/2		

Blue Book Rates

** FHWA Rate is equal to the monthly ownership cost divided by 176 plus the hourly estimated operating cost.

	Ownership Costs				Estimated Operating Costs	FHWA Rate**
	Monthly	Weekly	Daily	Hourly	Hourly	Hourly
Published Rates	USD $550.00	USD $155.00	USD $39.00	USD $6.00	USD $14.06	USD $17.18
Adjustments						
Region (100%)	-	-	-	-		
Model Year (2019: 99.8%)	(USD $1.11)	(USD $0.31)	(USD $0.08)	(USD $0.01)		
Adjusted Hourly Ownership Cost (100%)	-	-	-	-		
Hourly Operating Cost (100%)					-	
Total:	**USD $548.89**	**USD $154.69**	**USD $38.92**	**USD $5.99**	**USD $14.06**	**USD $17.18**

Non-Active Use Rates	Hourly
Standby Rate	USD $2.40
Idling Rate	USD $14.64

Rate Element Allocation

Element	Percentage	Value
Depreciation (ownership)	60%	USD $330.00/mo
Overhaul (ownership)	23%	USD $126.50/mo
CFC (ownership)	3%	USD $16.50/mo
Indirect (ownership)	14%	USD $77.00/mo
Fuel (operating) @ USD 4.24	82%	USD $11.52/hr

Revised Date: 2nd quarter 2022

These are the most accurate rates for the selected Revision Date(s). However, due to more frequent online updates, these rates may not match Rental Rate Blue Book Print. Visit the Cost Recovery Product Guide on our Help page for more information.

The equipment represented in this report has been exclusively prepared for DAVID ROOD (David.rood@kiewit.com)

All material herein © 2003-2022 Randall-Reilly All rights reserved.

EquipmentWatch.

www.equipmentwatch.com

All prices shown in US dollars ($)

Rental Rate Blue Book®

April 4, 2022

Caterpillar 950M
4-Wd Articulated Wheel Loaders

Size Class:
225 - 249 HP
Weight:
N/A

Configuration for 950M

Bucket Capacity	12.0 cu yd	Horsepower	230.0 hp
Operator Protection	ROPS/FOPS	Power Mode	Diesel

Blue Book Rates

** FHWA Rate is equal to the monthly ownership cost divided by 176 plus the hourly estimated operating cost.

	Ownership Costs				Estimated Operating Costs	FHWA Rate**
	Monthly	Weekly	Daily	Hourly	Hourly	Hourly
Published Rates	USD $9,815.00	USD $2,750.00	USD $690.00	USD $105.00	USD $42.86	USD $98.63
Adjustments						
Region (100%)	-	-	-	-		
Model Year (2015: 99.19%)	(USD $79.31)	(USD $22.22)	(USD $5.58)	(USD $0.85)		
Adjusted Hourly Ownership Cost (100%)	-	-	-	-		
Hourly Operating Cost (100%)					-	
Total:	**USD $9,735.69**	**USD $2,727.78**	**USD $684.42**	**USD $104.15**	**USD $42.86**	**USD $98.18**

Non-Active Use Rates	Hourly
Standby Rate	USD $36.51
Idling Rate	USD $76.18

Rate Element Allocation

Element	Percentage	Value
Depreciation (ownership)	46%	USD $4,514.90/mo
Overhaul (ownership)	34%	USD $3,337.10/mo
CFC (ownership)	7%	USD $687.05/mo
Indirect (ownership)	13%	USD $1,275.95/mo
Fuel (operating) @ USD 5.13	49%	USD $20.86/hr

Revised Date: 2nd quarter 2022

These are the most accurate rates for the selected Revision Date(s). However, due to more frequent online updates, these rates may not match Rental Rate Blue Book Print. Visit the Cost Recovery Product Guide on our Help page for more information.

The equipment represented in this report has been exclusively prepared for DAVID ROOD (David.rood@kiewit.com)

All material herein © 2003-2022 Randall-Reilly All rights reserved.

EquipmentWatch.

www.equipmentwatch.com

All prices shown in US dollars ($)

Rental Rate Blue Book®

February 3, 2022

Miller BIG BLUE 400 CC/CV
Portable Welders

Size Class:
301 - 400 amps
Weight
N/A

Configuration for BIG BLUE 400 CC/CV

Amps	400	Current	DC
Horsepower	32.6 hp	Mounting	Trailer
Power Mode	Diesel		

Blue Book Rates

** FHWA Rate is equal to the monthly ownership cost divided by 176 plus the hourly estimated operating cost.

	Ownership Costs				Estimated Operating Costs	FHWA Rate**
	Monthly	Weekly	Daily	Hourly	Hourly	Hourly
Published Rates	USD $780.00	USD $220.00	USD $55.00	USD $8.00	USD $6.93	USD $11.36
Adjustments						
Region (100%)	-	-	-	-		
Model Year (2021 99.79%)	(USD $1.66)	(USD $0.47)	(USD $0.12)	(USD $0.02)		
Adjusted Hourly Ownership Cost (100%)	-	-	-	-		
Hourly Operating Cost (100%)					-	
Total:	**USD $778.34**	**USD $219.53**	**USD $54.88**	**USD $7.98**	**USD $6.93**	**USD $11.35**

Non-Active Use Rates

	Hourly
Standby Rate	USD $3.41
Idling Rate	USD $9.33

Rate Element Allocation

Element	Percentage	Value
Depreciation (ownership)	49%	USD $382.20/mo
Overhaul (ownership)	23%	USD $179.40/mo
CFC (ownership)	7%	USD $54.60/mo
Indirect (ownership)	21%	USD $163.80/mo
Fuel (operating) @ USD 3.65	71%	USD $4.91/hr

Revised Date: 1st quarter 2022

These are the most accurate rates for the selected Revision Date(s). However, due to more frequent online updates, these rates may not match Rental Rate Blue Book Print. Visit the Cost Recovery Product Guide on our Help page for more information.

The equipment represented in this report has been exclusively prepared for DAVID ROOD (David.rood@kiewit.com)

All material herein © 2003-2022 Randall-Reilly All rights reserved.

EquipmentWatch.

www.equipmentwatch.com

All prices shown in US dollars ($)

Rental Rate Blue Book®

April 13, 2022

Caterpillar H115S (disc. 2008)
Hydraulic Impact Breakers

Size Class
2,001 - 3,000 lb
Weight
2200 lbs

Configuration for H115S (disc. 2008)

Impact Energy	2500.0 ft-lb	Power Mode	Hydraulic

Blue Book Rates

** FHWA Rate is equal to the monthly ownership cost divided by 176 plus the hourly estimated operating cost

	Ownership Costs				Estimated Operating Costs	FHWA Rate**
	Monthly	Weekly	Daily	Hourly	Hourly	Hourly
Published Rates	USD $3,360.00	USD $940.00	USD $235.00	USD $35.00	USD $12.69	USD $31.78
Adjustments						
Region (100%)	-	-	-	-		
Model Year (2008: 100%)	-	-	-	-		
Adjusted Hourly Ownership Cost (100%)	-	-	-	-		
Hourly Operating Cost (100%)					-	
Total:	**USD $3,360.00**	**USD $940.00**	**USD $235.00**	**USD $35.00**	**USD $12.69**	**USD $31.78**

Non-Active Use Rates

	Hourly
Standby Rate	USD $9.93
Idling Rate	USD $19.09

Rate Element Allocation

Element	Percentage	Value
Depreciation (ownership)	40%	USD $1,344.00/mo
Overhaul (ownership)	48%	USD $1,612.80/mo
CFC (ownership)	3%	USD $100.80/mo
Indirect (ownership)	9%	USD $302.40/mo

Fuel cost data is not available for these rates.

Revised Date: 2nd quarter 2022

These are the most accurate rates for the selected Revision Date(s). However, due to more frequent online updates, these rates may not match Rental Rate Blue Book Print. Visit the Cost Recovery Product Guide on our Help page for more information.

The equipment represented in this report has been exclusively prepared for DAVID ROOD (David.rood@kiewit.com)

All material herein © 2003-2022 Randall-Reilly All rights reserved.

Engineer's Estimate
&
Other Supporting Documentation

ENGINEERS ESTIMATE
FOR CHANGE ORDER

PROJECT:	McCoy's Creek Channel Restoration Phase 1A
PROJECT NO.:	71931-22
CHANGE ORDER NO.:	1
CONTRACTOR:	Kiewit Infrastructure South Co.
DESCRIPTION OF WORK:	King Street Bridge Demolition
DATE:	3/13/2023

LABOR ESTIMATE

POSITION	QTY.	UNIT	RATE	BURDEN RATE %	AMOUNT	COMMENT
Foreman	373	Hrs	$ 45.37	53.96%	$ 26,054.67	Kiewit rates used, but seem high compared to typical average
Excavator Operator	309	Hrs	$ 32.00	37.32%	$ 13,578.20	
Loader Operator	224	Hrs.	$ 31.00	37.32%	$ 9,535.50	
General Operator (Low)	85	Hrs.	$ 28.00	37.32%	$ 3,268.22	
Common Laborer	373	Hrs.	$ 25.00	37.32%	$ 12,805.09	Hours includes MOT maintenance
Common Laborer	212	Hrs	$ 25.00	37.32%	$ 7,277.96	
Ironworker	20	Hrs	$ 28.00	37.32%	$ 768.99	
Surveyor	25	Hrs.	$ 41.50	53.96%	$ 1,597.34	
SUBTOTAL WITH BURDEN					$ 74,885.96	
MARKUP		15.0%			$ 11,232.89	
TOTAL LABOR COST					$ 86,118.86	

EQUIPMENT ESTIMATE

EQUIPMENT	QTY.	UNIT	BB RATE	AMOUNT	COMMENT
Volvo EC350 EL Excavator	309	Hrs.	$ 181.60	$ 56,114.40	Kiewit rate is significantly lower
Deere 544L Frontend Loader	224	Hrs.	$ 81.25	$ 18,200.00	Kiewit rate significantly higher
F-250 Crew Work Truck	373	Hrs	$ 28.82	$ 10,749.86	Kiewit rate is significantly lower
Concrete Chop Saw	15	Hrs	$ 6.06	$ 90.90	
CAT H115S Impact Hammer	50	Hrs	$ 34.29	$ 1,714.50	
Equipment Mobilizations	6	EA	$ 3,000.00	$ 18,000.00	Kiewit rate used based on Kiewit owned equipment being used per Kiewit's statements. Rate is high compared to average rental rates
Equipment Maintenance Truck - 30k Lb. Flatbed	56	Hrs	$ 39.84	$ 2,231.04	373 Crew Hours ÷ 37 (10 hr) work days @ 1.5 Hr/Day. Using highest reasonable daily hour rate as discussed in negotiation meeting.
Vacuum Truck - 800 Gal.	25	Hrs.	$ 32.60	$ 815.00	Kiewit rate significantly higher
Volvo A30F Off-Road Dump Truck	60	Hrs	$ 211.41	$ 12,684.60	Kiewit rate is significantly lower
Miller 400 Welder	20	Hrs	$ 14.45	$ 289.00	
EQUIPMENT SUBTOTAL				$ 120,889.30	
MARKUP		15.0%		$ 18,133.40	
TOTAL EQUIPMENT COST				$ 139,022.70	

MATERIALS ESTIMATE

ITEM	QTY.	UNIT	RATE	AMOUNT	COMMENT
24" RCP MES	1	EA	$ 581.95	$ 581.95	
Concrete - Pipe Collar	3	CY	$ 120.00	$ 360.00	
Kiewit Misc. Supplies (Safety, Survey, Earthwork, Demo., Drainage)	1	LS	$ 7,857.00	$ 7,857.00	Kiewit supplies cost proration used based on negotiation meeting discussion
MATERIALS SUBTOTAL				$ 8,798.95	
SUBTOTAL w/ TAX		7.5%		$ 659.92	
MATERIALS SUBTOTAL				$ 9,458.87	
MARKUP		15.0%		$ 1,418.83	
TOTAL MATERIALS COST				$ 10,877.70	

SUBCONTRACTS

NAME	QTY.	UNIT	RATE	AMOUNT	COMMENT
Saw Cutting Subcontractor	1	LS	$ 3,086.03	$ 3,086.03	
MOT Devices for Detour	1	LS	$ 11,262.00	$ 11,262.00	Kiewit Subcontract Price - VIA Estimate = $2,860.12
Trucking Subcontractor	1	LS	$ 30,921.35	$ 30,921.35	
Asphalt Debris Disposal Fee	158.49	TN	$ 56.00	$ 8,875.53	Disposal rate from recent project
Concrete Debris Disposal Fee (Recycler)	15.0	Loads	$ 100.00	$ 1,500.00	Assumed 18 CY Truck. Trucking included in Price. Includes bridge and roadway flatwork debris
SUBTOTAL SUBCONTRACTS				$ 55,644.91	
MARKUP		10%		$ 5,564.49	
TOTAL SUBCONTRACTS				$ 61,209.40	

TOTALS

BRIDGE DEMO. TOTAL LABOR, EQUIPMENT, & MATERIAL COST	$ 297,228.65
TOTAL COST:	$ 297,228.65

Prepared By

Reid Harnett, P.E.
Senior Project Engineer

ENGINEERS ESTIMATE
FOR CHANGE ORDER

PROJECT:	McCoy's Creek Channel Restoration Phase 1A
PROJECT NO.:	71931-22
CHANGE ORDER NO.:	1
CONTRACTOR:	Saw Cutting Contractor - TBD
DESCRIPTION OF WORK:	King Street Bridge Demolition - Saw Cutting Asphalt & Concrete
DATE:	1/16/2023

LABOR ESTIMATE

POSITION	QTY.	UNIT	RATE	BURDEN RATE %	AMOUNT	COMMENT
Foreman/Operator	30	Hrs.	$ 25.00	37.32%	$ 1,029.90	
SUBTOTAL WITH BURDEN					$ 1,029.90	
MARKUP		15.0%			$ 154.49	
TOTAL LABOR COST					$ 1,184.39	

EQUIPMENT ESTIMATE

EQUIPMENT	QTY.	UNIT	BB RATE	AMOUNT	COMMENT
Walk Behind Saw	30	Hrs.	$ 19.95	$ 598.50	
F350 Box Truck	30	Hrs.	$ 35.17	$ 1,055.10	
EQUIPMENT SUBTOTAL				$ 1,653.60	
MARKUP		15.0%		$ 248.04	
TOTAL EQUIPMENT COST				$ 1,901.64	

MATERIALS ESTIMATE

ITEM	QTY.	UNIT	RATE	AMOUNT	COMMENT
MATERIALS SUBTOTAL				$ -	
SUBTOTAL w/ TAX		7.5%		$ -	
MATERIALS SUBTOTAL				$ -	
MARKUP		15.0%		$ -	
TOTAL MATERIALS COST				$ -	

SUBCONTRACTS

NAME	QTY.	UNIT	RATE	AMOUNT	COMMENT
SUBTOTAL SUBCONTRACTS				$ -	
MARKUP		10%		$ -	
TOTAL SUBCONTRACTS				$ -	

TOTALS

TOTAL LABOR, EQUIPMENT, & MATERIAL COST	$ 3,086.03
TOTAL COST:	$ 3,086.03

Prepared By

Reid Harnett, P.E
Senior Project Engineer

ENGINEERS ESTIMATE
FOR CHANGE ORDER

PROJECT:	McCoy's Creek Channel Restoration Phase 1A
PROJECT NO.:	71931-22
CHANGE ORDER NO.:	1
CONTRACTOR:	Trucking Subcontractor - TBD
DESCRIPTION OF WORK:	King Street Bridge Demolition - Hauling Debris for Disposal
DATE:	1/16/2023

LABOR ESTIMATE

POSITION	QTY.	UNIT	RATE	BURDEN RATE %	AMOUNT	COMMENT
Semi-Skilled - Truck Driver	212	Hrs	$ 19.00	37.32%	$ 5,531.25	Estimated time includes road demo, removed utilities, and earthwork (road base)
SUBTOTAL WITH BURDEN					$ 5,531.25	
MARKUP		15.0%			$ 829.69	
TOTAL LABOR COST					$ 6,360.94	

EQUIPMENT ESTIMATE

EQUIPMENT	QTY.	UNIT	BB RATE	AMOUNT	COMMENT
Dump Truck	212	Hrs	$ 100.74	$ 21,356.88	
EQUIPMENT SUBTOTAL				$ 21,356.88	
MARKUP		15.0%		$ 3,203.53	
TOTAL EQUIPMENT COST				$ 24,560.41	

MATERIALS ESTIMATE

ITEM	QTY.	UNIT	RATE	AMOUNT	COMMENT
MATERIALS SUBTOTAL				$ -	
SUBTOTAL w TAX		7.5%		$ -	
MATERIALS SUBTOTAL				$ -	
MARKUP		15.0%		$ -	
TOTAL MATERIALS COST				$ -	

SUBCONTRACTS

NAME	QTY.	UNIT	RATE	AMOUNT	COMMENT
SUBTOTAL SUBCONTRACTS				$ -	
MARKUP		10%		$ -	
TOTAL SUBCONTRACTS				$ -	

TOTALS

TOTAL LABOR, EQUIPMENT, & MATERIAL COST	$ 30,921.35
TOTAL COST:	$ 30,921.35

Prepared By

Reid Harriett P.E.
Senior Project Engineer

COJ McCOYS CREEK CHANNEL RESTORATION PHASE 1A
COJ CONTRACT #71931-22

King Street Bridge Demolition

Work Activity Time Summary

Activity	Duration (Hours)	
Utility Exploration & Test Holes		
Exploration & Soft Digs	25	Water, Sewer, TECO, AT&T-T, MCI, Lumen
Subtotal Crew Hours	**25**	
Asphalt and Bridge Demo.		
Saw cut asphalt and concrete flatwork, site preparation, clear and grub, sign removal	10	
Demo and remove concrete sidewalk, curbs, flumes, aprons, and various concrete	15	
Demo and remove roadway asphalt	20	
Demo and remove ~240 LF of drainage pipe during excavation	7	50' reduction
Demo and remove 4 drainage structures during excavation	5	
Demo and remove ~258 LF guardrail	5	
Demo and remove ~210 LF gravity sewer pipe during excavation	6	120' reduction
Demo and remove 2 sewer manholes during excavation	4	
Demo and remove ~200 LF water main pipe, valves, etc. during excavation	3	120' reduction
Demo and remove ~180 LF gas main pipe during excavation	3	120' reduction
Demo and remove electrical service	4	
Saw cut bridge deck, approach slabs, caps, and traffic railing for demo.	20	
Demo and remove bridge deck, traffic railing, approach slabs, and caps	50	
Cut off and remove timber piling below grade	15	
Material stockpiling and processing for disposal	15	
Subtotal Crew Hours	**182**	
MOT Maintenance		
Device maintenance: 2 Hrs/Week for 32 Weeks (8 months)	64	
Subtotal Crew Hours	**64**	
Temporary Drainage		
Const. concrete pipe collar and RCP MES	10	
Const. temporary rip rap with demo. concrete at MES outfall	2	
Subtotal Crew Hours	**12**	
Earthwork - Road Section Demo./Excavation		
Excavate and remove limerock base (~133 CY)	30	684 SY of Asphalt, Base 7" Avg. Thickness. -> 133 CY / 18 CY-Truck = 7.4 Trucks, 30 min.-truck = 222 min. = 4.0 hours
Subtotal Crew Hours	**30**	
Temp. Protect Utilities during Embankment Excavation		
Excavation - Slow Production around Utilities to Cover Depth - Approx. 1'-3' Depth = 2' Cut	60	60' Wide R/W x 120 LF x 2' = 533 CY 120' reduction Includes ash materials in volume
Subtotal Crew Hours	**60**	
TOTAL CREW HOURS	**373**	

3-16-23 adjustments reflecting reduced bridge embankment removal.

COJ McCOYS CREEK CHANNEL RESTORATION PHASE 1A
COJ CONTRACT #71931-22

Asphalt Demo. Area and Weight

STA	STA	Width	Area (SF)	Area (SY)	Avg. Thickness (Inch)	Density (lbs/SY-In)	Weight (Tons)	Volume (CY)
445	500	28	1540	171.11	3	110	28.23	
600	680	28	2240	248.89	3	110	41.07	
680	720	28	1120	124.44	4.875	110	33.37	
720	765	28	1260	140.00	7.25	110	55.83	
Totals			**6160.00**	**684.44**			**158.49**	**80.96637**

* Asphalt thicknesses based on soil borings in Geotechnical Report
** Limerock Base thickness = 7" on average in Geotechnical Report
Limerock Base Volume (CY) = 133.09

Concrete Demo. Area and Weight

STA	STA	Width	Area (SF)	Area (SY)	Avg. Thickness (Inch)	Density (lbs/CF)	Weight (Tons)	
500	520	38	760	84.44	10	150	47.5	Approach Slab
520	580	38	2280	253.33	12	150	171	Bridge Deck
580	600	38	760	84.44	10	150	47.5	Approach Slab
Totals			**3800.00**	**422.22**			**266.00**	

Length (FT)	Width (FT)	Thickness (Inch)	Volume (CF)	Density (lbs/CF)	Weight (Tons)	
2	38	18	114	150	8.55	Bent Caps
2	38	18	114	150	8.55	Bent Caps
2	38	18	114	150	8.55	Bent Caps
2	38	18	114	150	8.55	Bent Caps
Totals					**34.20**	

Total Concrete Weight (Tons)	**300.20**
Additional Misc. Concrete Removal (10%)	**30.02**
Grand Total Concrete Weight (Tons)	**330.22**
Grand Total Concrete Volume (CY)	**163.07**

COJ McCOYS CREEK CHANNEL RESTORATION PHASE 1A
COJ CONTRACT #71931-22

King Street Bridge Demolition
MOT Device Summary

Description	Quantity	Unit	Duration	Unit Price	Amount
PCMS	2	Days	28	$ 10.62	$ 594.72
Post Mount Work Zone Signs	19	Days	241	$ 0.24	$ 1,098.96
Type III Barricades	12	Days	241	$ 0.36	$ 1,041.12
Type II Signs - Sidewalk Closure	4	Days	241	$ 0.13	$ 125.32
Total					**$ 2,860.12**

Notes:
Estimated Duration: 1/3/2023 - 8/31/23 = 241 Days
FDOT SWA Unit Prices

GFL GREEN FOR LIFE environmental

GFL Environmental
1700 OTIS RD
JACKSONVILLE, FL 32220
P: (904) 701-5982
OtisRoadLF@gflenv.com

BE SURE TO WRITE YOUR INVOICE NUMBER ON YOUR CHECK

CUSTOMER NO.	OT-13051
INVOICE NO.	OT0000022393
INVOICE DATE	08/31/2021
DUE DATE	Due Upon Receipt
TOTAL AMOUNT DUE	**$59,702.72**
REFERENCE NO.	

Capps Land Managment & Material LLC
114 Halsema Road South
Jacksonville, FL 32220

AMOUNT OF REMITTANCE $

00555193⑆T0000022393⑆0013051⑆000000015173204

PLEASE DETACH AND RETURN THIS TOP PORTION WITH PAYMENT. A RETURN ENVELOPE IS ENCLOSED

DATE	DESCRIPTION	REFERENCE	RATE	QTY.	AMOUNT
	Balance forward :				$45,254
	Payments :				$0
	Adjustments :				($725)
	Invoices :				$0.00
16 - Aug	C&D Vehicle: 573 DT Contract: Capps Land Managment	OT-87667	$56.00/TN	19.67 TN	$1,101.52
16 - Aug	C&D Vehicle: 11-DT Contract: Capps Land Managment	PO: OT-87671	$56.00/TN	9.73 TN	$544.88
16 - Aug	C&D Vehicle: 72 DT Contract: Capps Land Managment	PO: OT-87676	$56.00/TN	9.81 TN	$549.36
16 - Aug	C&D Vehicle: 99 DT Contract: Capps Land Managment	PO: OT-87679	$56.00/TN	15.42 TN	$863.52
16 - Aug	C&D Vehicle: 573 DT Contract: Capps Land Managment	PO: OT-87683	$56.00/TN	14.80 TN	$828.80
16 - Aug	C&D Vehicle: 11-DT Contract: Capps Land Managment	PO: OT-87696	$56.00/TN	15.68 TN	$878.08
		PO:			

Notes:

REMIT TO:
GFL Environmental
PO BOX 555193
DETROIT MI 48255-5193

CURRENT	31 - 60 DAYS	61 - 90 DAYS	OVER 90 DAYS	ACCOUNT TOTAL
$59,702.72	$0.00	$0.00	$0.00	$59,702.72

TOTAL INVOICE	$15,173.20

CUSTOMER NO OT-13051 **INVOICE DATE** 08/31/2021 **INVOICE NO.** OT0000022393

GFL GREEN FOR LIFE environmental

GFL Environmental
1700 OTIS RD
JACKSONVILLE, FL 32220
P: (904) 701-5982
OtisRoadLF@gflenv.com

BE SURE TO WRITE YOUR INVOICE NUMBER ON YOUR CHECK

CUSTOMER NO.	OT-13051
INVOICE NO.	OT0000022393
INVOICE DATE	08/31/2021
DUE DATE	Due Upon Receipt
TOTAL AMOUNT DUE	**$59,702.72**
REFERENCE NO.	

Capps Land Managment & Material LLC
114 Halsema Road South
Jacksonville, FL 32220

AMOUNT OF REMITTANCE $

⑆005551930⑆ 0000022393 0001305 10000000015173204⑈

PLEASE DETACH AND RETURN THIS TOP PORTION WITH PAYMENT. A RETURN ENVELOPE IS ENCLOSED

DATE	DESCRIPTION	REFERENCE	RATE	QTY.	AMOUNT
16 - Aug	C&D Vehicle: 72 DT Contract: Capps Land Managment	OT-87697	$56.00/TN	14.12 TN	$790.72
16 - Aug	C&D Vehicle: 99 DT Contract: Capps Land Managment	PO: OT-87701	$56.00/TN	15.12 TN	$846.72
16 - Aug	C&D Vehicle: 573 DT Contract: Capps Land Managment	PO: OT-87708	$56.00/TN	19.47 TN	$1,090.32
16 - Aug	C&D Vehicle: 11-DT Contract: Capps Land Managment	PO: OT-87722	$56.00/TN	17.40 TN	$974.40
16 - Aug	C&D Vehicle: 72 DT Contract: Capps Land Managment	PO: OT-87723	$56.00/TN	16.79 TN	$940.24
16 - Aug	C&D Vehicle: 99 DT Contract: Capps Land Managment	PO: OT-87724	$56.00/TN	18.95 TN	$1,061.20
16 - Aug	C&D Vehicle: 573 DT Contract: Capps Land Managment	PO: OT-87727	$56.00/TN	21.82 TN	$1,221.92
16 - Aug	C&D	PO: OT-87748	$56.00/TN	16.56 TN	$927.36

Notes:

REMIT TO:
GFL Environmental
PO BOX 555193
DETROIT MI 48255-5193

CURRENT	31 - 60 DAYS	61 - 90 DAYS	OVER 90 DAYS	ACCOUNT TOTAL
$59,702.72	$0.00	$0.00	$0.00	$59,702.72

TOTAL INVOICE	$15,173.20

CUSTOMER NO OT-13051 **INVOICE DATE** 08/31/2021 **INVOICE NO.** OT0000022393

GFL GREEN FOR LIFE environmental

GFL Environmental
1700 OTIS RD
JACKSONVILLE, FL 32220
P: (904) 701-5982
OtisRoadLF@gflenv.com

BE SURE TO WRITE YOUR INVOICE NUMBER ON YOUR CHECK

CUSTOMER NO.	OT-13051
INVOICE NO.	OT0000022393
INVOICE DATE	08/31/2021
DUE DATE	Due Upon Receipt
TOTAL AMOUNT DUE	**$59,702.72**
REFERENCE NO.	

Capps Land Managment & Material LLC
114 Halsema Road South
Jacksonville, FL 32220

AMOUNT OF REMITTANCE $

005551930T0000022393000130510000000015173204

PLEASE DETACH AND RETURN THIS TOP PORTION WITH PAYMENT. A RETURN ENVELOPE IS ENCLOSED

DATE	DESCRIPTION	REFERENCE	RATE	QTY.	AMOUNT
16 - Aug	Vehicle: 11-DT Contract: Capps Land Managment C&D	PO: OT-87750	$56.00/TN	15.11 TN	$846.16
16 - Aug	Vehicle: 99 DT Contract: Capps Land Managment C&D	PO: OT-87751	$56.00/TN	13.83 TN	$774.48
16 - Aug	Vehicle: 72 DT Contract: Capps Land Managment C&D	PO: OT-87753	$56.00/TN	16.67 TN	$933.52
	Vehicle: 573 DT Contract: Capps Land Managment	PO:			
	Material Summary C&D			270.95TN	$15,173.20

Notes:

REMIT TO:
GFL Environmental
PO BOX 555193
DETROIT MI 48255-5193

CURRENT	31 - 60 DAYS	61 - 90 DAYS	OVER 90 DAYS	ACCOUNT TOTAL
$59,702.72	$0.00	$0.00	$0.00	$59,702.72

TOTAL INVOICE $15,173.20

CUSTOMER NO OT-13051 **INVOICE DATE** 08/31/2021 **INVOICE NO.** OT0000022393

Florida Department of Transportation
Item Average Unit Cost
From 2021/12/01 to 2022/11/30
Statewide

Market Area: 05
Contract Type: CC
Displaying: ITEMS WITH HITS
From: 0102 1 To: 9999999

Item	No. of Conts	Weighted Average	Total Amount	Total Quantity	Unit Meas	Obs?	Description
0102 1	37	$911.17	$10,073,037.04	11,055.000	DA	N	MAINTENANCE OF TRAFFIC
0102 2200	7	$33.60	$1,819,308.99	54,145.000	SY	N	SPECIAL DETOUR- TEMPORARY PAVEMENT
0102 2300	6	$92.87	$861,412.69	9,275.000	CY	N	SPECIAL DETOUR- TEMPORARY EARTHWORK/BASE
0102 3	2	$182.13	$57,226.00	314.200	CY	N	COMMERCIAL MATERIAL FOR TEMPORARY DRIVEWAY MAINTENANCE
0102 4 1	11	$153.91	$176,231.06	1,145.000	SY	N	PEDESTRIAN OR BICYCLE SPECIAL DETOUR
0102 14	23	$89.54	$977,273.16	10,914.000	HR	N	TRAFFIC CONTROL OFFICER
0102 60	37	$.24	$173,499.31	733,745.000	ED	N	WORK ZONE SIGN
0102 61	9	$49.10	$9,181.18	187.000	EA	N	BUSINESS SIGN
0102 62 12	2	$.45	$1,765.00	3,946.000	ED	N	BARRIER MOUNTED WORK ZONE SIGN- INDEX 700-012
0102 62 13	3	$.71	$7,734.50	10,906.000	ED	N	BARRIER MOUNTED WORK ZONE SIGN- INDEX 700-013
0102 71 13	11	$39.14	$766,548.62	19,584.000	LF	N	TEMPORARY BARRIER, F&I, LOW PROFILE, CONCRETE
0102 71 15	6	$29.67	$653,075.55	22,014.000	LF	N	TEMPORARY BARRIER, F&I, ANCHORED
0102 71 16	3	$21.86	$121,339.05	5,551.000	LF	N	TEMPORARY BARRIER, F&I, FREE STANDING
0102 71 23	10	$13.83	$457,478.28	33,082.000	LF	N	TEMPORARY BARRIER, RELOCATE, LOW PROFILE CONCRETE
0102 71 25	6	$11.93	$252,343.25	21,149.000	LF	N	TEMPORARY BARRIER, RELOCATE, ANCHORED
0102 71 26	3	$7.56	$20,596.80	2,723.000	LF	N	TEMPORARY BARRIER, RELOCATE, FREE STANDING
0102 74 1	37	$.13	$258,470.30	1,972,222.000	ED	N	CHANNELIZING DEVICE- TYPES I, II, DI, VP, DRUM, OR LCD
0102 74 8	24	$.09	$59,792.06	648,472.000	FD	N	CHANNELIZING DEVICE- PEDESTRIAN LCD (LONGITUDINAL CHANNELIZING DEVICE)
0102 75 1	1	$12.00	$22,272.00	1,856.000	LF	N	TEMPORARY SEPARATOR, F&I REMOVE

Florida Department of Transportation
Item Average Unit Cost
From 2021/12/01 to 2022/11/30
Statewide

Market Area: 05
Contract Type: CC
Displaying: ITEMS WITH HITS
From: 0102 1 To: 9999999

Item	No. of Conts	Weighted Average	Total Amount	Total Quantity	Unit Meas	Obs?	Description
0102 76	28	$6.14	$100,516.83	16,372.000	ED	N	ARROW BOARD / ADVANCE WARNING ARROW PANEL
0102 78 1	1	$5.00	$110.00	22.000	EA	N	TEMPORARY RAISED/RETROREFLECTIVE PAVEMENT MARKER, TYPE D
0102 89 1	6	$1,110.88	$67,763.98	61.000	LO	N	TEMPORARY CRASH CUSHION, REDIRECTIVE OPTION
0102 99	37	$10.62	$347,818.02	32,749.000	ED	N	PORTABLE CHANGEABLE MESSAGE SIGN, TEMPORARY
0102104	18	$19.40	$391,093.10	20,160.000	ED	N	TEMPORARY SIGNALIZATION AND MAINTENANCE, INTERSECTION
0102107 1	17	$10.63	$240,662.85	22,635.000	ED	N	TEMPORARY TRAFFIC DETECTION AND MAINTENANCE, INTERSECTION
0102115	22	$.36	$17,227.71	47,303.000	ED	N	TYPE III BARRICADE
0102150 1	5	$4.21	$15,616.00	3,712.000	ED	N	PORTABLE REGULATORY, SIGN
0102150 2	5	$4.21	$15,616.00	3,712.000	ED	N	RADAR SPEED DISPLAY UNIT
0102909	2	$9.60	$5,666.00	590.000	DA	N	TEMPORARY RAISED RUMBLE STRIPS- PER DAY, INCLUDES ALL SETS AND RELOCATIONS
0102913 21	4	$10,587.62	$19,587.09	1.850	GM	N	REMOVABLE TAPE, WHITE, SOLID 6"
0102913 22	2	$8,249.23	$2,252.04	.273	GM	N	REMOVABLE TAPE, WHITE, 10'-30', 3'-9', 6'-10', or 2'-4' SKIP, 6" WIDE
0102913 23	1	$20.00	$2,120.00	106.000	LF	N	REMOVABLE TAPE, WHITE, 24" STOP BAR
0102913 24	3	$5.73	$5,567.00	972.000	LF	N	REMOVABLE TAPE, WHITE, 12" CROSSWALK
0102913 31	4	$10,683.43	$20,854.06	1.952	GM	N	REMOVABLE TAPE, YELLOW, SOLID, 6"
0104 1	16	$2.43	$36,136.41	14,890.000	SY	N	ARTIFICIAL COVERINGS /ROLLED EROSION CONTROL PRODUCTS
0104 6	1	$33.00	$12,012.00	364.000	LF	N	TEMPORARY SLOPE DRAIN / RUNOFF CONTROL STRUCTURE
0104 10 3	27	$3.73	$582,517.80	155,981.000	LF	N	SEDIMENT BARRIER
0104 11	9	$13.64	$131,769.60	9,664.000	LF	N	FLOATING TURBIDITY BARRIER

PURCHASE ORDER

Capps Land Mgt & Mtls, LLC
114 Halsema Rd S
Jacksonville FL 32220-
Phone: (904) 693-8844
Fax: (904) 693-8845

Date:	6/24/2021
PO #	P21209-07
Job #:	21209
Ship Via:	
Deliver on:	

ALL INVOICES AND SHIPMENTS MUST REFERENCE CPO NO.

Vendor

Donna J. Hamilton,Inc.
8478 Normandy Blvd

Jacksonville, FL 32221
Phone: (904) 786-5652
Fax:

Ship to

McCoy's Creek Blvd Closure
McCoy's Creek Boulevard
Jacksonville, FL

The Vendor hereby agrees to furnish the following material F.O.B location described above, including required shop drawings and/or samples in accordance with the Prime Contract Documents of the Project subject to the approval of the Owner or its representatives in strict compliance with the contract documents.

Qty	U/M	Description	Unit Price	Amount
1.00	EA	30" MES	824.00	824.00
2.00	EA	24" MES	581.95	1,163.90
3.00	EA	18" MES	339.90	1,019.70
9.00	EA	TYPE 5 PRECAST TOP	798.25	7,184.25
1.00	EA	TYPE 6 PRECAST TOP	1,277.20	1,277.20
1.00	EA	6-8' SANITARY SEWER MH	2,912.02	2,912.02
1.00	EA	0-4' SANITARY RISER (NIX-E3)	1,606.80	1,606.80
2.00	EA	4-6' SANITARY RISER (NIX-E1, E2)	1,811.77	3,623.54
1.00	EA	8-10' SANITARY RISER (LEL-E1)	2,619.29	2,619.29
1.00	EA	10-12 SANITARY RISER (CRY-E1)	3,365.01	3,365.01
1.00	EA	4-6' STORM MH RISER (BRO-E1)	1,137.12	1,137.12
1.00	EA	SUR TAX	75.00	75.00
12.00	EA	4-6' P5/P6 CURB INLET W/FRAME & GRATE	1,145.36	13,744.32

Note: Do not exceed contract quantity of any individual pay item without prior written authorization from the CLMM Manager Failure to get prior authorization for any overages will be at risk of the Vendor and Contractor can not guarantee compensation for the additional quantity.

Subtotal:	40,552.15
Tax:	2,428.63
Total:	42,980.78

No payments can be made on this order until the Vendor has returned an executed copy of this order and related bond , if required, to CLMM; however, commencement to fill will constitute acceptance of the order. This Purchase Order is not a release of material. Partial releases will be made by CLMM on as needed basis.

Accepted: Donna J. Hamilton
Print Name: Donna J. Hamilton
Title: President Date: 6-28-21

Authorized: Clyde Cross
Print Name: Clyde Cross
Title: V.P. Date: 6/26/21

EquipmentWatch.

www.equipmentwatch.com

All prices shown in US dollars ($)

Rental Rate Blue Book®

February 6, 2023

Volvo EC350E
Crawler Mounted Hydraulic Excavators

Size Class:
72973 - 88404 lbs
Weight:
N/A

Configuration for EC350E

Operating Weight	42.0 t	Power Mode	Diesel

Blue Book Rates

** FHWA Rate is equal to the monthly ownership cost divided by 176 plus the hourly estimated operating cost.

	Ownership Costs				Estimated Operating Costs	FHWA Rate**
	Monthly	Weekly	Daily	Hourly	Hourly	Hourly
Published Rates	USD $17,825.00	USD $4,990.00	USD $1,250.00	USD $190.00	USD $82.48	USD $183.76
Adjustments						
Region (Florida: 97.9%)	(USD $374.33)	(USD $104.79)	(USD $26.25)	(USD $3.99)		
Model Year (2022: 99.97%)	(USD $5.27)	(USD $1.48)	(USD $0.37)	(USD $0.06)		
Adjusted Hourly Ownership Cost (100%)	-	-	-	-		
Hourly Operating Cost (100%)					-	
Total:	**USD $17,445.40**	**USD $4,883.73**	**USD $1,223.38**	**USD $185.95**	**USD $82.48**	**USD $181.60**

Non-Active Use Rates	Hourly
Standby Rate	USD $49.56
Idling Rate	USD $132.14

Rate Element Allocation

Element	Percentage	Value
Depreciation (ownership)	34%	USD $6,060.50/mo
Overhaul (ownership)	44%	USD $7,843.00/mo
CFC (ownership)	12%	USD $2,139.00/mo
Indirect (ownership)	10%	USD $1,782.50/mo
Fuel (operating) @ USD 5.14	40%	USD $33.02/hr

Revised Date: 1st quarter 2023

These are the most accurate rates for the selected Revision Date(s). However, due to more frequent online updates, these rates may not match Rental Rate Blue Book Print. Visit the Cost Recovery Product Guide on our Help page for more information.

The equipment represented in this report has been exclusively prepared for KENNY GEISENDORFF (KGeisendorff@via-cs.com)

All material herein © 2003-2023 Randall-Reilly All rights reserved.

EquipmentWatch.

www.equipmentwatch.com

All prices shown in US dollars ($)

Rental Rate Blue Book®

February 6, 2023

Deere 544L (disc. 2021)
4-Wd Articulated Wheel Loaders

Size Class:
150 - 174 HP
Weight:
N/A

Configuration for 544L (disc. 2021)

Bucket Capacity	3 cu yd	Horsepower	166 hp
Operator Protection	ROPS	Power Mode	Diesel

Blue Book Rates

** FHWA Rate is equal to the monthly ownership cost divided by 176 plus the hourly estimated operating cost.

	Ownership Costs				Estimated Operating Costs	FHWA Rate**
	Monthly	Weekly	Daily	Hourly	Hourly	Hourly
Published Rates	USD $8,725.00	USD $2,445.00	USD $610.00	USD $92.00	USD $32.77	USD $82.34
Adjustments						
Region (Florida: 97.8%)	(USD $191.95)	(USD $53.79)	(USD $13.42)	(USD $2.02)		
Model Year (2021: 100%)	-	-	-	-		
Adjusted Hourly Ownership Cost (100%)	-	-	-	-		
Hourly Operating Cost (100%)					-	
Total:	**USD $8,533.05**	**USD $2,391.21**	**USD $596.58**	**USD $89.98**	**USD $32.77**	**USD $81.25**

Non-Active Use Rates	Hourly
Standby Rate	USD $24.24
Idling Rate	USD $60.69

Rate Element Allocation

Element	Percentage	Value
Depreciation (ownership)	40%	USD $3,490.00/mo
Overhaul (ownership)	34%	USD $2,966.50/mo
CFC (ownership)	14%	USD $1,221.50/mo
Indirect (ownership)	12%	USD $1,047.00/mo
Fuel (operating) @ USD 5.14	37%	USD $12.21/hr

Revised Date: 1st quarter 2023

These are the most accurate rates for the selected Revision Date(s). However, due to more frequent online updates, these rates may not match Rental Rate Blue Book Print. Visit the Cost Recovery Product Guide on our Help page for more information.

The equipment represented in this report has been exclusively prepared for KENNY GEISENDORFF (KGeisendorff@via-cs.com)

All material here in © 2003-2023 Randall-Reilly All rights reserved.

EquipmentWatch.

www.equipmentwatch.com

All prices shown in US dollars ($)

Rental Rate Blue Book®

March 20, 2023

Volvo A30F (disc. 2014)
Articulated Rear Dumps

Size Class:
25.5 - 29.4 mt
Weight:
51100 lbs

Configuration for A30F (disc. 2014)

Axle Configuration	6 X 6	Power Mode	Diesel
Rated Payload	28.0 mt		

Blue Book Rates

** FHWA Rate is equal to the monthly ownership cost divided by 176 plus the hourly estimated operating cost.

	Ownership Costs				Estimated Operating Costs	FHWA Rate**
	Monthly	Weekly	Daily	Hourly	Hourly	Hourly
Published Rates	USD $21,485.00	USD $6,015.00	USD $1,505.00	USD $225.00	USD $91.78	USD $213.85
Adjustments						
Region (Florida: 98%)	(USD $429.70)	(USD $120.30)	(USD $30.10)	(USD $4.50)		
Model Year (2014: 100%)	-	-	-	-		
Adjusted Hourly Ownership Cost (100%)	-	-	-	-		
Hourly Operating Cost (100%)					-	
Total:	**USD $21,055.30**	**USD $5,894.70**	**USD $1,474.90**	**USD $220.50**	**USD $91.78**	**USD $211.41**

Non-Active Use Rates	Hourly
Standby Rate	USD $59.82
Idling Rate	USD $154.50

Rate Element Allocation

Element	Percentage	Value
Depreciation (ownership)	35%	USD $7,519.75/mo
Overhaul (ownership)	44%	USD $9,453.40/mo
CFC (ownership)	11%	USD $2,363.35/mo
Indirect (ownership)	10%	USD $2,148.50/mo
Fuel (operating) @ USD 5.14	38%	USD $34.87/hr

Revised Date: 1st quarter 2023

These are the most accurate rates for the selected Revision Date(s). However, due to more frequent online updates these rates may not match Rental Rate Blue Book Print. Visit the Cost Recovery Product Guide on our Help page for more information.

The equipment represented in this report has been exclusively prepared for KENNY GEISENDORFF (KGeisendorff@via-cs.com)

All material herein © 2003-2023 Randall-Reilly All rights reserved.

EquipmentWatch.

www.equipmentwatch.com

All prices shown in US dollars ($)

Rental Rate Blue Book®

March 20, 2023

Caterpillar H115S (disc. 2008)
Hydraulic Impact Breakers

Size Class.
2,001 - 3,000 ft-lb
Weight
2200 lbs

Configuration for H115S (disc. 2008)

Impact Energy	**2500.0 ft-lb**	Power Mode	**Hydraulic**

Blue Book Rates

** FHWA Rate is equal to the monthly ownership cost divided by 176 plus the hourly estimated operating cost.

	Ownership Costs				Estimated Operating Costs	FHWA Rate**
	Monthly	Weekly	Daily	Hourly	Hourly	Hourly
Published Rates	USD $3,655.00	USD $1,025.00	USD $255.00	USD $38.00	USD $13.77	USD $34.54
Adjustments						
Region (Florida: 98.8%)	(USD $43.86)	(USD $12.30)	(USD $3.06)	(USD $0.46)		
Model Year (2008: 100%)	-	-	-	-		
Adjusted Hourly Ownership Cost (100%)	-	-	-	-		
Hourly Operating Cost (100%)					-	
Total:	**USD $3,611.14**	**USD $1,012.70**	**USD $251.94**	**USD $37.54**	**USD $13.77**	**USD $34.29**

Non-Active Use Rates	Hourly
Standby Rate	USD $10.26
Idling Rate	USD $20.52

Rate Element Allocation

Element	Percentage	Value
Depreciation (ownership)	37%	USD $1,352.35/mo
Overhaul (ownership)	48%	USD $1,754.40/mo
CFC (ownership)	7%	USD $255.85/mo
Indirect (ownership)	8%	USD $292.40/mo

Fuel cost data is not available for these rates.

Revised Date: 1st quarter 2023

These are the most accurate rates for the selected Revision Date(s). However, due to more frequent online updates, these rates may not match Rental Rate Blue Book Print. Visit the Cost Recovery Product Guide on our Help page for more information.

The equipment represented in this report has been exclusively prepared for KENNY GEISENDORFF (KGeisendorff@via-cs.com)

All material herein © 2003-2023 Randall-Reilly All rights reserved.

EquipmentWatch.

www.equipmentwatch.com

All prices shown in US dollars ($)

Rental Rate Blue Book®

March 20, 2023

Ditch Witch FXT65
Vacuum Trucks

Size Class:
All
Weight:
N/A

Configuration for FXT65

Power Mode	**Diesel**	Water Tank Capacity	**400 gal**
Spoils Tank Capacity	**800 gal**	Carrier Power Mode	**Diesel**
Carrier Horsepower	**74 hp**	Carrier Gvwr	**33000 lbs**
System Air Flow	**1215 cu ft/min**	Maximum Flow	**5.5 gal/min**

Blue Book Rates

** FHWA Rate is equal to the monthly ownership cost divided by 176 plus the hourly estimated operating cost

	Ownership Costs				Estimated Operating Costs	FHWA Rate**
	Monthly	Weekly	Daily	Hourly	Hourly	Hourly
Published Rates	USD $2,655.00	USD $745.00	USD $185.00	USD $28.00	USD $17.86	USD $32.95
Adjustments						
Region (Florida 97.7%)	(USD $61.06)	(USD $17.14)	(USD $4.26)	(USD $0.64)		
Model Year (2022. 100%)	-	-	-	-		
Adjusted Hourly Ownership Cost (100%)	-	-	-	-		
Hourly Operating Cost (100%)					-	
Total:	USD $2,593.94	USD $727.86	USD $180.74	USD $27.36	USD $17.86	USD $32.60

Non-Active Use Rates

	Hourly
Standby Rate	USD $7.37
Idling Rate	USD $24.06

Rate Element Allocation

Element	Percentage	Value
Depreciation (ownership)	40%	USD $1 062.00/mo
Overhaul (ownership)	36%	USD $955.80/mo
CFC (ownersh p)	9%	USD $238.95/mo
Indirect (ownership)	15%	USD $398.25/mo
Fuel (operating) @ USD 5 14	52%	USD $9.32/hr

Revised Date: 1st quarter 2023

These are the most accurate rates for the selected Revision Date(s). However due to more frequent online updates, these rates may not match Rental Rate Blue Book Print. Visit the Cost Recovery Product Guide on our Help page for more information.

The equipment represented in this report has been exclusively prepared for KENNY GEISENDORFF (KGeisendorff@via-cs.com)

All material herein © 2003-2023 Randall-Reilly All rights reserved.

EquipmentWatch.

www.equipmentwatch.com

All prices shown in US dollars ($)

Rental Rate Blue Book®

March 20, 2023

Miscellaneous 4X2 30KGVW DSL
On-Highway Flatbed Trucks

Size Class:
26,001 - 33,000 lbs
Weight
8994 lbs

Configuration for 4X2 30KGVW DSL

Axle Configuration	4X2	Horsepower	217.0
Maximum Gross Vehicle Weight	30000.0 lbs	Power Mode	Diesel

Blue Book Rates

** FHWA Rate is equal to the monthly ownership cost d vided by 176 plus the hourly estimated operating cost.

	Ownership Costs				Estimated Operating Costs	FHWA Rate**
	Monthly	Weekly	Daily	Hourly	Hourly	Hourly
Published Rates	USD $1,855.00	USD $520.00	USD $130 00	USD $20.00	USD $29.50	USD $40.04
Adjustments						
Region (Florida: 98.1%)	(USD $35.24)	(USD $9.88)	(USD $2.47)	(USD $0.38)		
Model Year (2022: 99.97%)	(USD $0.48)	(USD $0.14)	(USD $0 03)	(USD $0.01)		
Adjusted Hourly Ownership Cost (100%)	-	-	-	-		
Hourly Operating Cost (100%)					-	
Total:	**USD $1,819.27**	**USD $509.98**	**USD $127.50**	**USD $19.61**	**USD $29.50**	**USD $39.84**

Non-Active Use Rates

	Hourly
Standby Rate	USD $5.17
Idling Rate	USD $32.21

Rate Element Allocation

Element	Percentage	Value
Depreciation (ownership)	51%	USD $946.05/mo
Overhaul (ownership)	25%	USD $463.75/mo
CFC (ownership)	11%	USD $204.05/mo
Indirect (ownership)	13%	USD $241.15/mo
Fuel (operating) @ USD 5.14	74%	USD $21.87/hr

Revised Date: 1st quarter 2023

These are the most accurate rates for the selected Revision Date(s). However, due to more frequent online updates, these rates may not match Rental Rate Blue Book Print. Visit the Cost Recovery Product Guide on our Help page for more information.

The equipment represented in this report has been exclusively prepared for KENNY GEISENDORFF (KGeisendorff@via-cs.com)

All material herein © 2003-2023 Randall-Reilly All rights reserved.

EquipmentWatch.

www.equipmentwatch.com

All prices shown in US dollars ($)

Rental Rate Blue Book®

February 6, 2023

Ford F-250 SD
On-Highway Light Duty Trucks

Size Class:
300 HP & Over
Weight:
N/A

Configuration for F-250 SD

Axle Configuration	4.0 X 4.0	Cab Type	Crew
Horsepower	300.0 hp	Power Mode	Gasoline
Ton Rating	3.0 / 4.0		

Blue Book Rates

** FHWA Rate is equal to the monthly ownership cost divided by 176 plus the hourly estimated operating cost.

	Ownership Costs				Estimated Operating Costs	FHWA Rate**
	Monthly	Weekly	Daily	Hourly	Hourly	Hourly
Published Rates	USD $840.00	USD $235.00	USD $59.00	USD $9.00	USD $24.12	USD $28.69
Adjustments						
Region (Florida: 98.5%)	(USD $12.60)	(USD $3.53)	(USD $0.88)	(USD $0.14)		
Model Year (2021: 99.95%)	(USD $0.43)	(USD $0.12)	(USD $0.03)	(USD $0.00)		
Adjusted Hourly Ownership Cost (100%)	-	-	-	-		
Hourly Operating Cost (100%)					-	
Total:	USD $826.97	USD $231.35	USD $58.08	USD $8.86	USD $24.12	USD $28.82

Non-Active Use Rates

	Hourly
Standby Rate	USD $2.35
Idling Rate	USD $24.84

Rate Element Allocation

Element	Percentage	Value
Depreciation (ownership)	57%	USD $478.80/mo
Overhaul (ownership)	23%	USD $193.20/mo
CFC (ownership)	8%	USD $67.20/mo
Indirect (ownership)	12%	USD $100.80/mo
Fuel (operating) @ USD 3.53	83%	USD $20.14/hr

Revised Date. 1st quarter 2023

These are the most accurate rates for the selected Revision Date(s). However, due to more frequent online updates, these rates may not match Rental Rate Blue Book Print. Visit the Cost Recovery Product Guide on our Help page for more information.

The equipment represented in this report has been exclusively prepared for KENNY GEISENDORFF (KGeisendorff@via-cs.com)

All material herein © 2003-2023 Randall-Reilly All rights reserved.

EquipmentWatch.

www.equipmentwatch.com

All prices shown in US dollars ($)

Rental Rate Blue Book®

February 6, 2023

Miscellaneous 10-26SPC
Concrete Saws

Size Class.
11 - 18 HP
Weight
N/A

Configuration for 10-26SPC

Horsepower	25.0	Maximum Cutting Depth	10.625
Power Mode	Gasoline	Type	Concrete

Blue Book Rates

** FHWA Rate is equal to the monthly ownership cost divided by 176 plus the hourly estimated operating cost.

	Ownership Costs				Estimated Operating Costs	FHWA Rate**
	Monthly	Weekly	Daily	Hourly	Hourly	Hourly
Published Rates	USD $1,300.00	USD $365.00	USD $91.00	USD $14.00	USD $12.66	USD $20.05
Adjustments						
Region (Florida: 98.7%)	(USD $16.90)	(USD $4.74)	(USD $1.18)	(USD $0.18)		
Model Year (2022: 99.93%)	(USD $0.84)	(USD $0.24)	(USD $0.06)	(USD $0.01)		
Adjusted Hourly Ownership Cost (100%)	-	-	-	-		
Hourly Operating Cost (100%)					-	
Total:	USD $1,282.26	USD $360.02	USD $89.76	USD $13.81	USD $12.66	USD $19.95

Non-Active Use Rates

	Hourly
Standby Rate	USD $3.64
Idling Rate	USD $14.19

Rate Element Allocation

Element	Percentage	Value
Depreciation (ownership)	24%	USD $312.00/mo
Overhaul (ownership)	53%	USD $689.00/mo
CFC (ownership)	9%	USD $117.00/mo
Indirect (ownership)	14%	USD $182.00/mo
Fuel (operating) @ USD 3.53	55%	USD $6.90/hr

Revised Date: 1st quarter 2023

These are the most accurate rates for the selected Revision Date(s). However, due to more frequent online updates, these rates may not match Rental Rate Blue Book Print. Visit the Cost Recovery Product Guide on our Help page for more information.

The equipment represented in this report has been exclusively prepared for KENNY GEISENDORFF (KGeisendorff@via-cs.com)

All material herein © 2003-2023 Randall-Reilly All rights reserved.

EquipmentWatch.

www.equipmentwatch.com

All prices shown in US dollars ($)

Rental Rate Blue Book®

February 6, 2023

Miller BIG BLUE 400 CC/CV
Portable Welders

Size Class:
301 - 400 amps
Weight:
N/A

Configuration for BIG BLUE 400 CC/CV

Amps	400	Current	DC
Horsepower	32.6 hp	Mounting	Trailer
Power Mode	Diesel		

Blue Book Rates

** FHWA Rate is equal to the monthly ownersh p cost divided by 176 plus the hourly estimated operating cost.

	Ownership Costs				Estimated Operating Costs	FHWA Rate**
	Monthly	Weekly	Daily	Hourly	Hourly	Hourly
Published Rates	USD $935.00	USD $250.00	USD $65.00	USD $10.00	USD $9.31	USD $14.62
Adjustments						
Region (Florida: 96.8%)	(USD $29.92)	(USD $8.32)	(USD $2.08)	(USD $0.32)		
Model Year (2022: 99.88%)	(USD $1.12)	(USD $0.31)	(USD $0.08)	(USD $0.01)		
Adjusted Hourly Ownership Cost (100%)	-	-	-	-		
Hourly Operating Cost (100%)					-	
Total:	**USD $903.96**	**USD $251.37**	**USD $62.84**	**USD $9.67**	**USD $9.31**	**USD $14.45**

Non-Active Use Rates

	Hourly
Standby Rate	USD $2.57
Idling Rate	USD $12.06

Rate Element Allocation

Element	Percentage	Value
Depreciation (ownership)	41%	USD $383.35/mo
Overhaul (ownership)	22%	USD $205.70/mo
CFC (ownership)	17%	USD $158.95/mo
Indirect (ownership)	20%	USD $187.00/mo
Fuel (operating) @ USD 5.14	74%	USD $6.92/hr

Revised Date: 1st quarter 2023

These are the most accurate rates for the selected Revis on Date(s). However, due to more frequent online updates, these rates may not match Rental Rate Blue Book Print. Visit the Cost Recovery Product Guide on our Help page for more information.

The equipment represented in this report has been exclusively prepared for KENNY GEISENDORFF (KGeisendorff@via-cs.com)

All material herein © 2003-2023 Randall-Reilly All rights reserved.

EquipmentWatch.

www.equipmentwatch.com

All prices shown in US dollars ($)

Rental Rate Blue Book®

February 6, 2023

Miscellaneous 6X4 18YD 70KGVW
On-Highway Rear Dumps

Size Class:
60,001 GVW & Over
Weight
19702 lbs

Configuration for 6X4 18YD 70KGVW

Axle Configuration	6X4	Horsepower	400.0
Maximum Gross Vehicle Weight	70000.0 lbs	Power Mode	Diesel
Struck Capacity	12.0 - 18.0 cu yd		

Blue Book Rates

** FHWA Rate is equal to the monthly ownership cost divided by 176 plus the hourly estimated operating cost.

	Ownership Costs				Estimated Operating Costs	FHWA Rate**
	Monthly	Weekly	Daily	Hourly	Hourly	Hourly
Published Rates	USD $4,435.00	USD $1,240.00	USD $310.00	USD $47.00	USD $76.01	USD $101.21
Adjustments						
Region (Florida: 98.2%)	(USD $79.83)	(USD $22.32)	(USD $5.58)	(USD $0.85)		
Model Year (2021: 99.95%)	(USD $2.28)	(USD $0.64)	(USD $0.16)	(USD $0.02)		
Adjusted Hourly Ownership Cost (100%)	-	-	-	-		
Hourly Operating Cost (100%)					-	
Total:	**USD $4,352.89**	**USD $1,217.04**	**USD $304.26**	**USD $46.13**	**USD $76.01**	**USD $100.74**

Non-Active Use Rates

	Hourly
Standby Rate	USD $12.37
Idling Rate	USD $82.31

Rate Element Allocation

Element	Percentage	Value
Depreciation (ownership)	52%	USD $2,306.20/mo
Overhaul (ownership)	27%	USD $1,197.45/mo
CFC (ownership)	9%	USD $399.15/mo
Indirect (ownership)	12%	USD $532.20/mo
Fuel (operating) @ USD 5.14	76%	USD $57.58/hr

Revised Date: 1st quarter 2023

These are the most accurate rates for the selected Revision Date(s). However, due to more frequent online updates these rates may not match Rental Rate Blue Book Print. Visit the Cost Recovery Product Guide on our Help page for more information.

The equipment represented in this report has been exclusively prepared for KENNY GEISENDORFF (KGeisendorff@via-cs.com)

All material herein © 2003-2023 Randall-Reilly All rights reserved.

EquipmentWatch.

www.equipmentwatch.com

All prices shown in US dollars ($)

Rental Rate Blue Book®

February 6, 2023

Miscellaneous 4-12MC
Concrete Saws

Size Class
To 10 HP
Weight:
N/A

Configuration for 4-12MC

Horsepower	9.0	Maximum Cutting Depth	6.5
Power Mode	Gasoline	Type	Concrete

Blue Book Rates

** FHWA Rate is equal to the monthly ownership cost divided by 176 plus the hourly estimated operating cost.

	Ownership Costs				Estimated Operating Costs	FHWA Rate**
	Monthly	Weekly	Daily	Hourly	Hourly	Hourly
Published Rates	USD $365.00	USD $105.00	USD $26.00	USD $4.00	USD $4.01	USD $6.08
Adjustments						
Region (Florida, 98.7%)	(USD $4.74)	(USD $1.37)	(USD $0.34)	(USD $0.05)		
Model Year (2022: 99.93%)	(USD $0.24)	(USD $0.07)	(USD $0.02)	(USD $0.00)		
Adjusted Hourly Ownership Cost (100%)	-	-	-	-		
Hourly Operating Cost (100%)					-	
Total:	**USD $360.02**	**USD $103.57**	**USD $25.65**	**USD $3.95**	**USD $4.01**	**USD $6.06**

Non-Active Use Rates	Hourly
Standby Rate	USD $1.02
Idling Rate	USD $4.53

Rate Element Allocation

Element	Percentage	Value
Depreciation (ownership)	24%	USD $87.60/mo
Overhaul (ownership)	53%	USD $193.45/mo
CFC (ownership)	9%	USD $32.85/mo
Indirect (ownership)	14%	USD $51.10/mo
Fuel (operating) @ USD 3.53	62%	USD $2.48/hr

Revised Date: 1st quarter 2023

These are the most accurate rates for the selected Revision Date(s). However, due to more frequent online updates, these rates may not match Rental Rate Blue Book Print. Visit the Cost Recovery Product Guide on our Help page for more information.

The equipment represented in this report has been exclusively prepared for KENNY GEISENDORFF (KGeisendorff@via-cs.com)

All material herein © 2003-2023 Randall-Reilly All rights reserved.

COJ McCOYS CREEK CHANNEL RESTORATION PHASE 1A
COJ CONTRACT #71931-22

King Street Bridge Demolition
Contractor Price Proposal Revision Analysis

	Kiewit Price Proposals						Engineers Estimate - 2/20/23 Comparison		Engineers Estimate - 3/13/23 Comparison	
	1/6/2023	2/20/2023	Proposal Change	* Negotiation Reductions	3/13/2023	Proposal Change	VIA Engineers Estimate (2/20/23)	VIA vs. Kiewit Differences (2/20/23)	VIA Engineers Estimate (3/13/23)	VIA vs. Kiewit Differences (3/13/23)
Labor Hours										
Foreman	509	309	-200	-240	240	-69	441	-132	373	-133
Operator (High)	665	365	-300	-320	335	-30	342	23	309	26
Operator (Medium)	314	314	0	0	295	-19	232	82	224	71
Operator (Low)	270	210	-60	-130	180	-30	145	65	85	95
Laborer	1099	649.51	-449.49	-510	560	-89.51	661	-11.49	585	-25
Ironworker	70	20	-50	-50	20	0		20	212	-192
Survey	110	80	-30	-40	80	0	35	45	20	60
Equipment Hours										
Excavator 36-39 MT	775	575	-200	-220	543	-32	342	233	309	234
Excavator 8-10 MT	150	50	-100	-120	40	-10		50		40
Skid Steer	50	0	-50	-50	0	0		0		0
30 Ton Off-Road Dump Truck	0	100	100	New	100	0	110	-10	60	40
3/4 Ton Crew Truck	509	240	-269	-240	240	0	441	-201	373	-133
Vacuum Truck	60	60	0	-30	60	0	35	25	25	35
Equip. Maintenance Truck	221	120	-101	TBD	100	-20	66	54	56	44
Frontend Loader	355	300	-55	-120	284	-16	232	68	224	60
Welder	60	160	100	-50	160	0	20	140	20	140
Ho Pac (Hammer)	160	203	43	0	203	0	50	153	50	153
Roller	100	0	-100	-100	0	0		0	0	0
Concrete Chop Saw	0	0	0	0	0	0	15	-15	15	-15

Blue indicates nominal variations between negotiation reductions and actual change
Red indicates significant variations between negotiation reductions and actual change.
Yellow Highlight indicates items of significant difference

*Crew hour reductions proposed during negotiation meeting.

Potholing/Utility Location	20 hours
Earthwork	70 hours
Temp Sewer Work	20-350 hours

King Street Bridge Demolition - Kiewit Additional Work Items

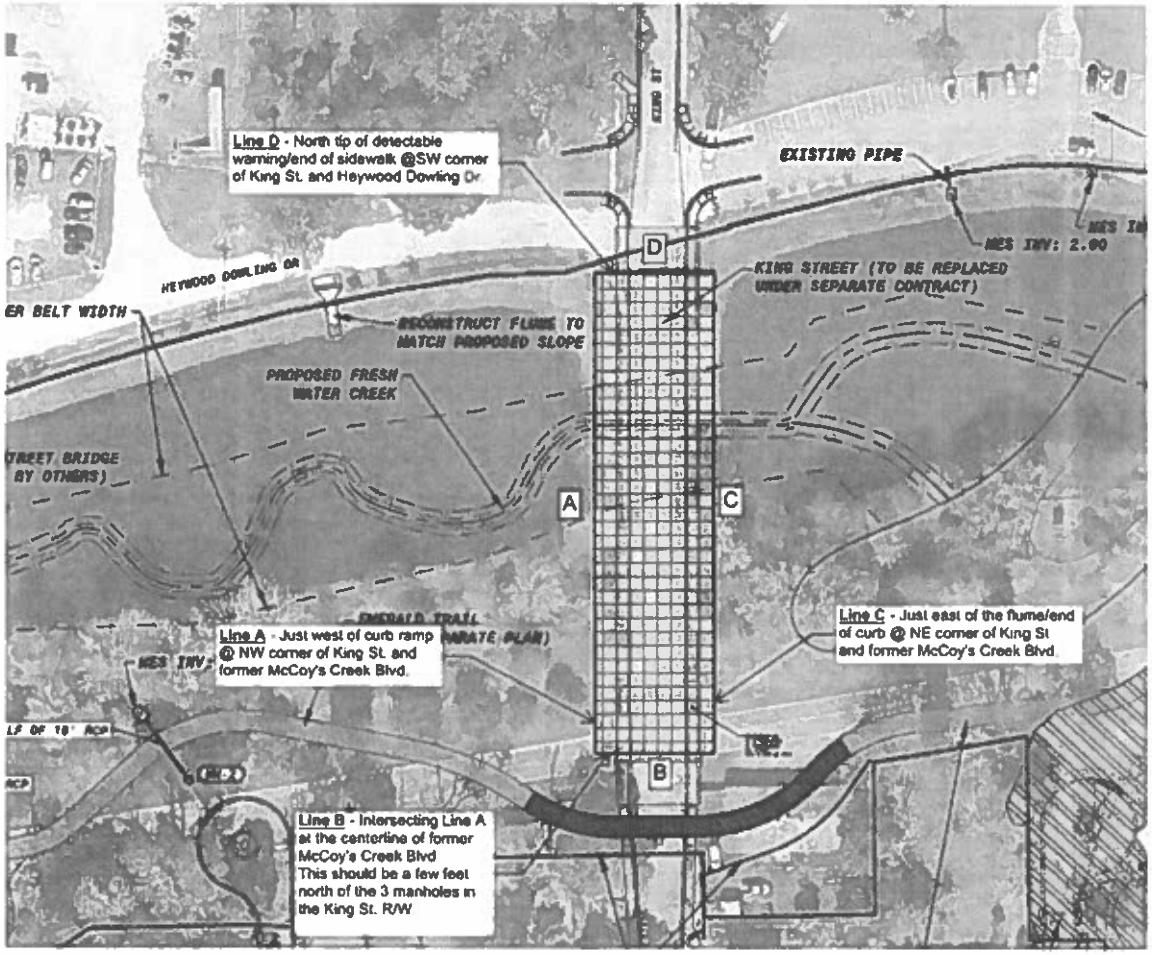

Sheet 1 - Demolition Limits

SUBJECT: MCCOY'S CREEK CHANNEL IMPROVEMENTS/RESTORATION – PHASE 1A

BID #: CF-0396-22 **OPEN DATE:** 6 JULY 2022

GENERAL GOVERNMENT AWARDS COMMITTEE

KIND AND BASIS OF CONTRACT: CONSTRUCTION CONTRACT – ONE (1) YEAR FROM OCTOBER 1, 2020 WITH THREE (3) ONE (1) YEAR RENEWAL OPTIONS

AGENCY: PUBLIC WORKS

BASIS OF AWARD: ALL OR NONE TO THE LOWEST RESPONSIVE, RESPONSIBLE BIDDER

NUMBER OF BIDS INVITED: 27 **NUMBER RECEIVED:** 3 **OTHER:** 1

SUMMARY OF BIDS AND RECOMMENDED ACTIONS:
Recommended approval to waive as a minor irregularity the missing federal funded forms from Kiewet Infrastructure South Co. submission. The forms have been received. Recommend approval of award to the lowest responsive, responsible bidder, Kiewet Infrastructure South Co. not-to-exceed expenditure amount of $23,515,253.50. Period of service will be from execution of contract through completion of the project.

Funding shall be encumbered from Public Works Various Capital Projects
32111.153119.565051.006206.0000000.00000.0000000 in the amount $13,340,326.18
33101.153101.565050.006202.0000000.00000.0000000 in the amount $4,300,000.00
33101.153101.565051.006202.0000000.00000.0000000 in the amount $71,107.32
32111.153101.565051.005386.0000000.00000.0000000 in the amount$2,375,605.14
32111.153101.565051.005384.0000000.00000.0000000 in the amount $3,428,214.86
executed via formal contract through the Office of General Counsel and processed via individual Purchase Order(s).

ATTACHMENTS: Recommendation Memo, Bid Tabulation, Scope of Work

ANALYST: JACLYN STAMOS **RESPECTFULLY SUBMITTED:** GREGORY PEASE, CHIEF PROCUREMENT DIVISION

CONCURRENCE BY: Robin Smith, Chief, Engineering and Construction Management Division, Public Works

(ALL AWARD ACTIONS SUBJECT TO LAWFULLY APPROPRIATED FUNDS)
ACTION OF GGAC COMMITTEE ON RECOMMENDATIONS ABOVE

MEMBERS APPROVING 3 MEMBERS DISAPPROVING Ø DATE: 7/14/2022

Teresa R Eilhart _____ OTHER: _____
Lili Q. Reed _____
Jon R McCoy _____

ACTION OF AWARDING AUTHORITY DATE 7/15/2022

APPROVED ✓ DISAPPROVED _____

OTHER _____

SIGNATURE OF AUTHENTICATION _____

Brian Hughes
Chief Administrative Officer
For: Mayor Lenny Curry
Under Authority of:
Executive Order No: 2019-02