

Jacksonville Tree Commission

Wednesday July 19, 2023 – 9:30 AM
Ed Ball Building, 10th Floor, Conference Room 5
and Zoom

Commissioners: Chris Flagg, Chair
Curtis Hart, Vice Chair
Ron Salem
Steve Long
Susan Fraser
Rhodes Robinson

Advisors: Jonathan Colburn
Justin Gearhart
Susan Grandin
Jose Regueiro

Staff:

AGENDA

Order of Agenda is Subject to Change

- 1. Call to Order - Chair**
- 2. Roll Call and Verification of Quorum – Chair**
- 3. Submittal of Speaker’s Cards – Chair**
 - a) A raised hand icon as well as waving at the screen will be acknowledged by Chair.
 - b) For those attending in person, paper speakers’ cards will be available.
- 4. Action Items:**
 - a) Approval of Minutes from May 17, 2023, Tree Commission meeting – Chair
 - b) Approval of Urban Forestry Master Plan Meeting Minutes from May 18, 2023 - Chair
 - c) Proposed Level 2 Project(s)
 - i. Gator Bowl (Attachment A)– Justin Gearhart
 1. Presentation
 2. Public Comment
 3. Vote
 - ii. Westside Parks Level 2 (Attachment B)- Kathleen McGovern
 1. Presentation
 2. Public Comment
 3. Vote

5. Reports:

- a) Financial Report for Ordinance Tree Fund (15304), Charter Tree Fund (15305) and BJP (Attachment D) – Jose Regueiro
- b) Fund Status of 630-CITY, Remove & Replace and Level 2 Programs (Attachment E) – Justin Gearhart
- c) Status of Level 2 Tree Projects (Attachment F) – Justin Gearhart
- d) Parks Department Project Update – Kathleen McGovern/Jill Enz

6. Public Comment:

- 7. **Adjournment** – the next meeting is scheduled for Wednesday, June 16th as a Hybrid/Zoom meeting in Ed Ball Building, 10th Floor, Public Works Office, conference room 5.

Jacksonville Tree Commission
Wednesday May 17, 2023 – 9:30 AM
For Approval July 19, 2023
Via Zoom Platform & In Person

**Commissioners
Present:**

Chris Flagg, Chair
Curtis Hart, Vice Chair
Susan Fraser
Rhodes Robinson

Staff:

Public: Scott Sauder, JEA
Tracey Arpen, Scenic Jax
Mike Zaffaroni, Liberty Landscape
Kelly O’Leary, Liberty Landscape
Dave McDaniel, COJ
John November, Public Trust
Jill Enz, COJ
Nikki Evans, COJ
Jameka Smith, COJ
Kathleen McGovern, COJ
Nancy Powell, Scenic Jax
Jennifer Grable, COJ
Fred Pope, Scenic Jax
Susan Caven, Scenic Jax

Advisors:

Susan Grandin, OGC
Justin Gearhart, City Arborist
Jose Regueiro, Accounting
Jonathan Colburn, Urban Forestry Manager

1. **Call to Order** – Chair
2. **Roll Call and Verification of Quorum** – Chair
3. **Submittal of Speaker’s Cards** – Chair
 - a) A raised hand icon as well as waving at the screen will be acknowledged by the Chair.
 - b) For those attending in person, paper speakers’ cards are available.
4. **Action Items:**
 - a) Approval of Minutes from April 19th, 2023, Meeting – Chair
 - i. Motion made by Mr. Hart, seconded by Mr. Robinson to approve the minutes, none opposed, motion passed.
 - b) Approval of Urban Forestry Master Plan Meeting Minutes from April 20th, 2023, meeting – Chair
 - i. Motion made by Ms. Fraser, seconded by Mr. Hart to approve the minutes, none opposed, motion passed.
 - c) Proposed Level 2 Project(s)
 - i. Gator Bowl Tree Planting Project (Attachment A) – Justin Gearhart
 1. Presentation – This is in District 7 and is a smaller project. This project was initiated by public works to add canopy and aesthetic to the stadium area.

2. Public Comment – Mr. Pope pointed out with new construction a soil test should be conducted. Mr. Gearhart stated several trees are already growing in this median and some soil cores were taken, he doesn't believe it will be a problem. Ms. Fraser stated this project isn't big enough, that 8 trees is too little for this piece of land. Mr. Gearhart stated the small number of larger size trees is due to the underground utility and traffic sight line issues at this site. Ms. Fraser also worried that the design isn't connected as part of the larger scope of the area. Mr. Gearhart stated there is a mixture of land ownership that makes it possible to have a concise design across the whole neighborhood. Mr. Pope stated the canopy of the existing trees and proposed trees should be shown on the map, not just as a dot. Mr. Flagg said that while the 30-foot spacing between trees is fine, he would like to see clusters of trees in this scenario to improve aesthetic and canopy coverage. Mr. Flagg agreed with Mrs. Fraser that more trees are needed. Mr. McDaniel confirmed he initiated this project and talked about the aesthetics of the Arlington Expressway exits. Ms. Caven disagreed with Mr. McDaniel, saying the cluster of trees is much more aesthetically pleasing. Ms. Powell emphasized the importance of design, stating how the proposed plan should tie in with future renovations of the stadium. Mr. Gearhart re-stated by going with less trees but bigger sizes, the plan is to make an aesthetically pleasing landscape that is easy to maintain, with less trimming and utility conflicts. Mr. Robinson agreed with the need at this location but also would like a more comprehensive design. Mr. Pope agreed with the need for a comprehensive design, stating the area floods. He suggested getting with the Jaguar consultants. Mr. Arpen wants the existing trees in the median removed as they do not fit in with the proposed design, even if it means the city must pay mitigation for them. Ms. Grandin asked Ms. Enz about related parks projects in the area. Ms. Enz stated there is some potential for collaboration as there is a now existing path.
 3. Vote – Mr. Hart made a motion to amend the project to double the number of trees, seconded by Ms. Fraser, none opposed, motion carried.
- ii. Fletcher and Hollywood Parks Tree Planting Project (Attachment C) – Kathleen McGovern
 1. Presentation – This project is encompassing Fletcher Park in San Marco and Hollywood Park in Riverside. These projects were requested from residential requests.
 - i. Mr. Flagg was concerned regarding Fletcher Park about the selection of the plant material. Ms. McGovern stated the plants were selected by the requesting entity and for the most part there were no issues. Mr. Pope would like the canopy shown on future submittals and proposed 15-foot spacing in the future from existing canopy. Mr. Flagg stated that the commission should trust the staff and experts. Mr. Hart would like to look at the canopy 15 years down the road. Mr. McDaniel is familiar with the area, says there is enough sun for healthy trees to be established.
 2. Vote – Mr. Hart made a motion to approve the project, seconded by Mr. Robinson, none opposed, motion carried.

5. Old Business

- a) Strategic Planning Subcommittees (Attachment G) - Commissioners please select a subcommittee to be chair of and make your selection known.

- i. Urban Forestry Master Plan (Strategy #3) – Susan Fraser
 - 1. Ms. Fraser said progress is coming along with this subcommittee, a draft of the scope of work is in progress.
 - ii. Landscape Ordinance Review (Strategy #9) – Susan Grandin/Curtis Hart
 - 1. A meeting will be scheduled between Ms. Grandin and Mr. Hart to review how far along the revisions have come.
- b) Commission’s Palm Tree Ordinance Revision – Susan Grandin
- i. Ms. Grandin will continue the revisions.

6. New Business

- a) Mayport Level 3 – John November
- i. Mr. November requested a variance regarding the need for the Acknowledgement of Intent form. Stated due to form needed to come from Pentagon, the form could not be completed until the project is approved by the Tree Commission. Mr. Flagg and Ms. Grandin saw no issues with this request.
- b) New trees for approved species list- Justin Gearhart
- i. Mr. Gearhart gave information regarding the need for diversity and issues with finding small trees. Mr. Flagg mentioned in it is better to include written descriptions of these trees and would need to see them for any new requests in future. There was a talk between Mr. Gearhart and Mr. Flagg about availability, and the benefits of these trees. Mr. Pope was concerned regarding the inclusion of Willow Oak as it is on the fringe of its range. Mr. Gearhart stated how it has been used to success thus far in the city. Mr. Arpen mentioned how the charter fund isn’t being used and should be for some projects. Mr. Gearhart replied by stating how staff is developing plans to use it.
 - ii. Vote- Mr. Robinson made a motion to approve the change to the approved species list, seconded by Ms. Fraser, none opposed, motion carried.

Reports:

- c) Fund balance and encumbrance report for 15(F) (Ordinance Tree Fund), 15(N) (Charter Tree Fund) and BJP (Attachment D) – Jose Regueiro
- i. Mr. Regueiro stated how there was a decrease in contributions to the Tree Fund, suggesting it could be seasonal.
 - ii. Mr. Hart brought up needing to spend Better Jacksonville Plan (BJP) money. Mr. Gearhart reminded everyone that as it is written right now, the money can only be spent on limited projects. Mr. Hart asked Mr. Regueiro to get details on how the money can be spent, and how to reclassify the funds for broader use.
 - iii. Mr. Arpen brought up again the Charter fund and how it needs to be spent. Ms. Fraser was concerned about making sure the money being spent was properly documented. Ms. Grandin brought up the idea of separate pots of money.
 - iv. Ms. Fraser asked where the report from Lee Dupree is. Mr. Gearhart agreed to follow up with this.

- d) Fund Status of 630-CITY, Remove & Replace and Level 2 Programs (Attachment E) – Justin Gearhart
- e) Status of Pending Level 2 Tree Projects (Attachment F) – Justin Gearhart
- f) Parks Department Project Update – Kathleen McGovern/Jill Enz

7. Public Comment

- 8. Adjournment** – the next Tree Commission meeting is scheduled for Wednesday, June 21st, 2023, at 9:30am and will be a Hybrid/Zoom meeting in Ed Ball Building, 10th Floor, Public Works Office, conference room 5.

DRAFT

Jacksonville Tree Commission
Urban Forest Master Plan Committee Minutes

Thursday, May 18, 2023, 9:30AM

For Approval July 19, 2023

Ed Ball Bldg., 10th Floor, Conference Room 5

Attendees:

Susan Fraser, Tree Commissioner
Jonathan Colburn, Urban Forestry Manager
Justin Gearhart, City Arborist
Nancy Powell, Scenic Jacksonville
Kathleen McGovern, Parks Dept.
Scott Sauder, JEA
Fred Pope, Scene Jacksonville

- 1. Call to Order** – Ms. Fraser
- 2. Roll Call** – Ms. Fraser
- 3. Introductions For New Urban Forestry Manager** – All Attendees
 - a. Summary of previous meetings
 - b. Each person’s background.
 - c. Common issues each attendee believes are relevant to the city and urban forest planning.
 - i. Ms. Powell- a lot of data but no analysis is a problem the city faces. Additionally, would like to see goal setting as an aspect of tree planning.
 - ii. Ms. McGovern- doesn’t see why there is a rush to spend all the money if trees are actively being planted. Ms. Powell responded with potential legal issues of not spending more money and that trees are constantly being taken down.
 - iii. Mr. Souder- Jacksonville does a good job regarding the right tree for the right place.
 - iv. Ms. Fraser- there needs to be a look at the efficiency/effectiveness of our current tree planting programs.

- d. Mr. Colburn- What are Jacksonville's best and worst qualities?
 - i. Ms. Fraser- Jacksonville could do better in equity.
 - ii. Mr. Souder- Florida has more property rights than some other states, and it's a balance.
 - iii. Ms. Fraser and Mr. Souder- Insurance is telling people to remove trees.
 - iv. Ms. Fraser- Lack of permitting or enforcement for tree removals is an issue in the city.
 - v. Mr. Pope- Uneven canopy and clear-cutting large properties is an ongoing issue. Additionally, while wetlands are preserved, uplands are not.
 - vi. Ms. Powell- We have funding but no plan.
 - 1. Mr. Pope-Politics are a hinderance, red tape.
 - 2. Ms. Powell- We need a champion.
 - 3. Mr. Pope- Limited staff is a hinderance.
 - 4. Ms. Powell- Parks are a major asset.
- e. Mr. Colburn- What are your impressions of a 20-year goal? What would you like to see?
 - i. Mr. Pope- Good regulations that are enforced.
 - ii. Ms. Powell- Walkability, shaded sidewalks that add to the quality of life.
 - 1. Mr. Colburn- Walkability is achievable.
 - iii. Mr. Pope- The core is denser with trees that people realize, we need to consider perspective.
 - iv. Ms. Powell- FDOT is absent from all of the planning.
- f. Ms. Fraser- What do we need to get a rough draft of scope of work done?
 - i. Mr. Colburn- We need a champion.
 - 1. Ms. Powell- Ron Salem
 - ii. Ms. Fraser- We need consensus, then decide how to get money.
 - iii. Mr. Pope- We need a whitepaper to present, covers why the Master Plan is needed.
 - iv. Ms. Fraser- Focus on existing data, what conclusions can we do without more data. Do these conclusions create a problem statement?

- v. Ms. Powell- Need ambitious goals.
- vi. Mr. Colburn- Community engagement is key.
- vii. Ms. Powell- Check the resiliency report.
- viii. Ms. Fraser- To conclude we need staff to write a two-page whitepaper stating what we have done so far, our problem, and how a master plan would help. Staff agreed that they will do so.

4. Adjourned. The next meeting will held Thursday, June 15th at 9:30am or to be announced at a different time if the scope of work will be need more time. This will be an in-person meeting in Ed Ball Building, 10th Floor, Public Works Office, conference room 5.

DRAFT



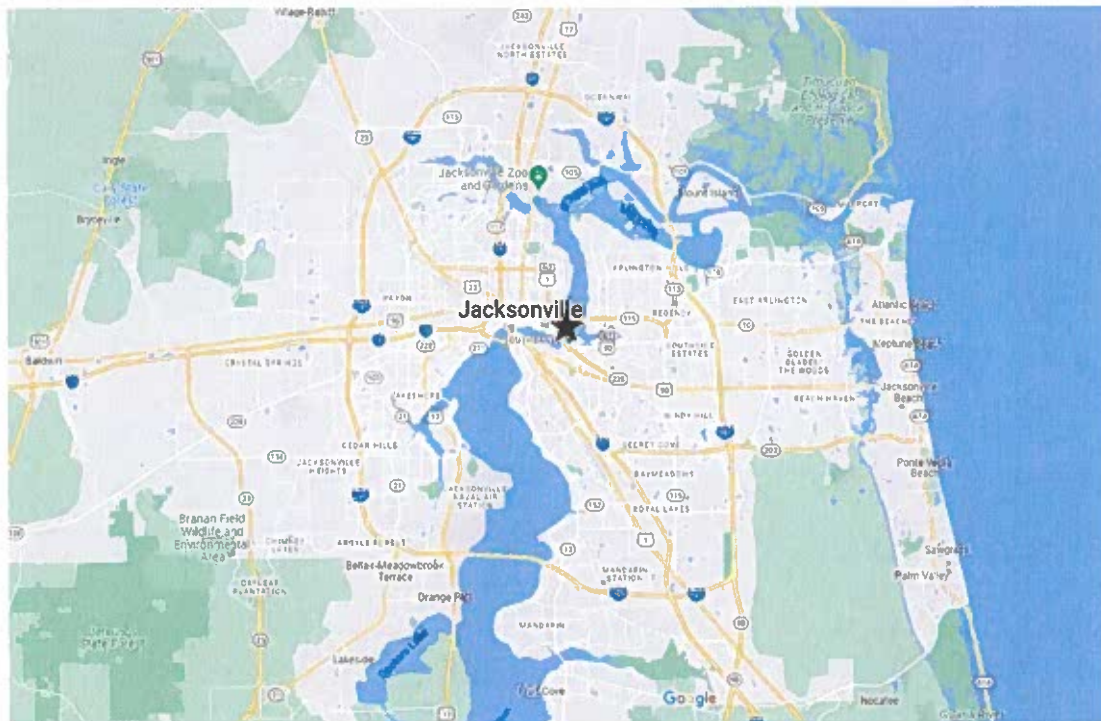
Gator Bowl Level II

Scope of Work

Description:

A tree planting project has been requested for planting in the median of Gator Bowl Boulevard just west of the Hart Bridge. This project will take place in City Council District 7 and includes the planting of a variety of shade trees that will serve as an aesthetic improvement and a heat reduction purpose. In addition, these plantings will help to filter and slow down stormwater runoff before reaching the city's stormwater management infrastructure. All trees selected were shade trees to enhance the city's canopy. This project includes the planting of 8 total trees, with no tree removals necessary. To see a map of the planting plan, please see: <https://pg-cloud.com/JacksonvilleFL/?scenario=Gator-Bowl>. These trees will all be at minimum 30 feet distance from each other. All trees will be planted on public right of way areas within Duval County.

Approximate location of planting project within Duval County.



LEVEL 2 COMMUNITY ORGANIZATION TREE PLANTING PROGRAM

The form below provides individual citizens and organizations with the opportunity to suggest a location for a tree planting project within Duval County that proposes to use funds from the City of Jacksonville Tree Protection and Related Expenses Trust Fund. If a citizen or organization is interested in suggesting a planting location for the City to implement, then use this form.

Requirements to utilize this program:

1. The location of the proposed planting must be:
 - a. In Duval County; and
 - b. On public property, such as a road right-of-way; a local, state or national park; Duval County School Board property, etc.

Complete the following information below:

1. Name/title of project: Gator Bowl Blvd
2. Legal name of organization/citizen making suggestion:
Justin Gearhart
3. Organization or citizen mailing address:
609 St. Johns Bluff Road N, Jacksonville, Florida 32225
4. Contact phone number: 904-255-4327
Contact e-mail: Jgearhart@coj.net
5. Location/address of planting project:
76 Gator Bowl Blvd, Jacksonville, Florida 32202
6. Has project information been shared with the Council Member of the district? yes
7. Rationale for project (include information about the public benefit of the project):
The city has recently completed a large road construction project in this area, causing a removal of some of the trees. This project is to help replace canopy and aesthetic.
8. Description of project:
8 trees going into the median/land area found at Gator Bowl blvd, in the off ramp portion of the Hart Bridge.

If a citizen/organization is interested in proposing a project that they want to administer and implement, a more comprehensive application (Level 3) can be found at the following link: <http://www.coj.net/departments/public-works/tree-commission>.

Level 2 - Community Organization Tree Planting Program Staff Checklist

Total number of trees to be installed 8
 Total number of trees to be removed 0

Project Title: Gator Bowl Blvd Level 2

Project is to be planted on Public Land
 Project is located in Duval County

#	Activity	Complete
1	The species of trees are appropriately located.	J6
2	The number and placement of trees is appropriate.	J6
3	Trees being planted are approved pursuant to the <u>Tree Commission Approved Tree Planting List</u> .	J6
4	Shade Trees are preferred; if non-shade trees are proposed, the use is appropriated/acceptable.	J6
5	Less than 25% of the total species of trees being planted are palms. <u>0%</u>	J6
6	The planting will not interfere with utilities or sight line requirements.	J6
7	The project does not include incidental landscaping. If so, the applicant must justify the reason for its inclusion.	J6
8	Construction required? Yes <input type="checkbox"/> No <input checked="" type="checkbox"/> If yes, are costs reasonable?	J6
9	Irrigation installed? Yes <input type="checkbox"/> No <input checked="" type="checkbox"/> If yes, are costs reasonable?	J6
10	The cost of the species of trees selected do not outweigh the benefits of the trees.	J6
11	Low maintenance plants are utilized.	J6
12	Location of plant material and irrigation (if applicable) has minimum adverse impact over time on infrastructure such as walks and roads.	J6

	Activity	Complete
13	Species of trees being planted are beneficial to the City's tree canopy.	J6
14	The project provides unique benefit to the neighborhood, Council District, or City.	J6
15	The project has been reviewed with and meets the needs of the requesting entity.	J6
16	The Councilmember has been notified of the project.	J6

COMMENTS:



April 28, 2023

Re: Gator Bowl

Per CP-0165-19, Liberty Landscape Supply proposes the following to include all labor, materials, equipment, taxes, delivery, installation, 2-Year warranty, insurance, etc.:

ITEM	QUANTITY	PRICE/UNIT	TOTAL
Quercus Virginiana, 6" Cal, 18' Ht, 12' Spd, 200G or 52" B&B "Live Oak"	5	\$5,184.00	\$25,920.00
Magnolia Grandiflora, 6" Cal, 16' Ht, 8' Spd, 300G or 52" B&B "Southern Magnolia"	3	\$4,455.00	\$13,365.00
Maintenance of Traffic	2	\$950.00	\$1,900.00
Total			\$41,185.00

Respectfully,

Mike Zaffaroni

Liberty Landscape Supply

13385 N Main St

Jacksonville, FL 32218



KEY

- E** Existing trees
- PM** Proposed Magnolia
- PL** Proposed Live Oak

Since 2017

Projects planted through legislation

15304 Ordinance Funds Available for Appropriation: As of 07/03/2023 there is \$7,874,198.54

Ordinance	Appropriated		Project	Purchase Order		Date	Remainder in project	Status
	Amount	Date		Amount	Date			
2019-0178			Moncrief Replacement			3/30/2021		open
				\$2,025.00				\$101.25
Total	\$2,515,199.50	Total	Total	\$1,997,988.47	Total	Total		\$101.25

Definitions of Terms

Available for Appropriation- Requires City Council Approval

Allocated- Already been approved by City Council/Tree Commission and MBRC approved funds

Obligation- Funds have been assigned to a project and a purchase order has been issued

Green fill indicates amount available in pool of money

Orange Fill indicated total money for column

Since 2017

Remove and Replace

15304 Ordinance Funds Available for Appropriation: As of 07/03/2023 there is \$7,874,198.54

Appropriated	Project	Purchase Order #	Purchase Order Amount	Date	Remainder	Status
Amount	Date	Project	Amount	Date	Remainder in project	Status
\$300,000.00	Nov-18					
\$2,000,000.00	Nov-19					
\$2,000,000.00	Apr-21					
\$4,000,000.00	Dec-22					
		Remove and Replace (Removals)				
		Remove and Replace	\$868,391.34	2/26/2020	\$26,899.79	Open
		Remove and Replace	\$1,200,000.00	11/18/2020	\$12,352.88	Open
		Remove and Replace (Removals)				
		Remove and Replace	\$1,445,000.00	3/31/2022	\$866,166.22	Open
		8th Street	\$37,078.00	7/8/2022	\$5,561.70	Open
		Atlantic Blvd	\$26,483.50	8/31/2022	\$3,941.95	Open
		Round 13	\$14,300.00	1/17/2023	\$2,856.00	Open
		Round 14	\$89,805.20	1/25/2023	\$17,930.24	Open
		Parks Removal	\$500,000.00	3/17/2023	\$397,929.09	Open
		Parks Replacement	\$500,000.00	4/24/2023	\$450,332.00	Open
		Round 16	\$34,070.55	5/11/2023	\$34,070.55	Open
		Round 17	\$3,700.00	5/31/2023	\$2,960.00	Open
\$8,300,000.00	Total	Total	\$5,192,126.56	Total	\$1,821,000.42	
					Available for Remove and Replace Allocation	\$2,296,572.56

Definitions of Terms

Available for Appropriation- Requires City Council Approval

Remove and Replace

15304 Ordinance Funds Available for Appropriation: As of 07/03/2023 there is \$7,874,198.54

Appropriated Amount	Date	Project	Purchase Order #	Purchase Order Amount	Date	Remainder	Remainder in project	Status

Allocated- Already been approved by City Council/Tree Commission and MBRC approved funds

Obligation- Funds have been assigned to a project and a purchase order has been issued

Green fill indicates amount available in pool of money

Orange fill indicated total money for column

Since 2017

630-City

15304 Ordinance Funds Available for Appropriation: As of 07/03/2023 there is \$7,874,198.54

Appropriated	Project	PO #	Purchase Order Amount	Date	Remainder	Status
Amount	Date	Project	Amount	Date	Remainder in project	Status
\$200,000.00	Nov-18					
\$1,600,000.00	Aug-19					
\$2,000,000.00	Nov-21					
\$2,000,000.00	Dec-22					
		630-City	\$716,446.40	8/31/2020	\$112,328.32	Open
		Current Open PO	\$1,500,000.00	1/13/2021	\$307,576.72	Open
		630-City Round 16	\$91,345.02	1/5/2023	\$18,269.00	Open
		630-City Round 17	\$43,881.00	3/7/2023	\$8,776.20	Open
		630-City Round 18	\$128,994.00	5/5/2023	\$128,994.00	Open
\$5,800,000.00	Total	Total	\$4,179,083.22	Total	\$575,944.24	Open
				Available for 630-City Allocation	\$2,341,657.26	

Definitions of Terms

Available for Appropriation- Requires City Council Approval

Allocated- Already been approved by City Council/Tree Commission and MBRC approved funds

Obligation- Funds have been assigned to a project and a purchase order has been issued

Green fill indicates amount available in pool of money

Orange fill indicated total money for column

Since 2017

Level 2

15304 Ordinance Funds Available for Appropriation. As of 07/03/2023 there is \$7,874,198.54

Appropriated	Allocation	Purchase Order	Purchase Order Amount	Remainder	Status					
Amount	Date	Project	Amount	Date	PO #	Amount	Date	Remainder in Project	Status	
\$1,000,000.00	Feb-19									
\$2,000,000.00	Jan-20									
\$2,000,000.00	Jan-21									
\$2,000,000.00	Aug-21									
\$8,000,000.00	Jun-22									
		Willow Branch	\$93,742.00		6/24/2020	609043-20	\$34,373.00	8/27/2020	\$1,718.65	Open
		Boat Ramps	\$111,132.00		11/18/2020	616628-21	\$111,132.00	1/13/2021	\$5,556.60	Open
		Emerald Trail Model Mile	\$441,939.85		2/25/2021	N/A	N/A	N/A	N/A	On Hold
		Kernan Blvd	\$276,722.50		5/19/2021	624949-21	\$276,722.50	6/23/2021	\$27,672.24	Open
		Amelia View	\$145,395.00		5/19/2021	624948-21	\$145,395.00	6/23/2021	\$7,269.75	Open
		Twin Lakes Academy	\$122,553.00		5/19/2021	624946-21	\$122,553.00	6/23/2021	\$12,255.30	Open
		Park Street Rd Diet	\$399,526.00		6/16/2021	627876-21	\$399,526.00	8/24/2021	\$399,526.00	On Hold
		Whitehouse Park	\$54,594.00		6/16/2021	627838-21	\$54,594.00	8/24/2021	\$5,459.40	Open
		Baker Point Park	\$17,091.00		6/16/2021	627837-21	\$17,091.00	8/24/2021	\$2,563.65	Open
		Gold Star	\$466,296.00		9/22/2021	629475-21	\$450,921.00	9/29/2021	\$66,253.85	Open
		Fort Caroline Rd	\$165,793.50		7/21/2021	635460-22	\$157,369.50	1/11/2022	\$23,605.42	Open
		Norfolk and Sorel Level 2	\$90,106.00		7/21/2021	635458-22	\$90,106.00	1/12/2022	\$9,010.60	Open
		Jax Beach Level 2	\$277,789.50		9/22/2021	635456-22	\$277,789.50	1/12/2022	\$41,668.42	Open
		Columbia Parkway Rd	\$51,840.00		12/15/2021	635922-22	\$51,840.00	1/21/2022	\$7,506.00	Open
		Jarboe Park	\$145,918.00		12/15/2021	636025-22	\$145,918.00	1/24/2022	\$21,887.70	Open
		Northbank Riverwalk	\$138,801.00		12/15/2021	641986-22	\$116,125.00	5/17/2022	\$17,418.75	Open
		Fishweir Park	\$40,014.00		3/22/2022	643483-22	\$40,014.00	6/23/2022	\$6,002.10	Open
		District 7 Parks	\$106,000.00		3/23/2022	658550-23	\$94,000.00	4/25/2023	\$37,600.00	Open
		District 5 Parks	\$457,600.00		4/20/2022	658778-23	\$280,250.00	4/28/2023	\$112,100.00	Open
		Deerwood Park Blvd	\$86,319.00		5/18/2022	643807-22	\$86,319.00	6/30/2022	\$12,947.85	Open
		Hanna Park	\$264,584.80		6/13/2022	645797-22	\$264,584.80	8/15/2022	\$53,716.96	Open
		Saint Johns Bluff Rd	\$388,238.50		7/20/2020	646462-22	\$388,238.50	8/29/2022	\$77,647.70	Open
		Wolfsen High School	\$102,336.00		9/21/2022	N/A	N/A	N/A	N/A	N/A
		Collins Road	\$338,265.00		9/21/2022	651453-23	\$338,265.00	11/23/2022	\$67,653.00	Open

Level 2

15304 Ordinance Funds Available for Appropriation: As of 07/03/2023 there is \$7,874,198.54

Appropriated	Allocation	Purchase Order	Purchase Order Amount	Remainder	Status	
Amount	Date	Project	Amount	Date	Remainder in project	Status
		College Street				
		Parking Medians	\$13,019.00	11/16/2022	\$2,603.80	Open
		Airport Center Drive				
		East	\$153,643.00	11/16/2022	\$30,728.60	Open
		GoldStar Phase 2	\$2,300,000.00	12/21/2022	N/A	N/A
		GoldStar Phase 2				
		Prosser	\$121,345.16	12/21/2022	\$11,393.20	Open
		Fort Caroline Rd				
		Pond	\$61,479.00	2/15/2023	\$61,479.00	Open
		Kernan BLVD N	\$591,059.00	2/15/2023	\$118,211.80	Open
		Price Park	\$27,216.00	4/19/2023	\$27,216.00	Open
		Amelia View Phase 2	\$62,370.00	4/19/2023	\$62,370.00	Open
		Parks Northwest				
		Districts	\$321,440.00	4/19/2023	\$128,576.00	Open
		Fletcher and				
		Hollywood Park	\$33,100.00	5/17/2023	\$33,100.00	Open
		Total	\$11,483,117.77	Total	\$1,459,618.74	
\$15,000,000.00		Total	\$8,009,376.46	Total	\$6,294,533.37	

Definitions of Terms

Available for Appropriation- Requires City Council Approval

Allocated- Already been approved by City Council/Tree Commission and MBRC approved funds

Encumbered- Funds have been assigned to a project and a purchase order has been issued

Green fill indicates amount available in pool of money

Orange fill indicated total money for column

Since 2017

Level 3

15304 Ordinance Funds Available for Appropriation: As of 07/03/2023 there is \$7,874,198.54

Appropriated		Allocation		Purchase Order Amount		Remainder		Status	
Amount	Date	Project	Amount	Date	Amount	Date	Remainder in project	Status	
\$1,000,000.00	May-20								
\$1,000,000.00	Dec-22								
		Equestrian Center	\$241,599.00	11/18/2020	\$241,559.00	12/29/2020	\$33,455.85	Open	
		Jax Zoo	\$209,190.35	3/4/2021	\$209,190.35	10/27/2021	\$105,728.15	Open	
\$2,000,000.00	Total	Total	\$450,789.35	Total	\$450,749.35	Total	\$139,184.00		
							Available for Level 3 Allocation	\$1,549,250.65	

Definitions of Terms

Available for Appropriation- Requires City Council Approval

Allocated- Already been approved by City Council/Tree Commission and MBRC approved funds

Obligation- Funds have been assigned to a project and a purchase order has been issued

Green fill indicates amount available in pool of money

Orange fill indicates total money for column

Since 2017

Charter Fund

15305 Charter Funds Available for Appropriation: As of 07/03/2023 there is \$8,611,024.32

Ordinance	Amount	Date	Project	Amount	Date	Remainder in project	Status
Appropriated				Original Purchase Order Amount			
Total	\$133,317.49		Total	\$133,317.49	Total		\$0.00

Definitions of Terms

Available for Appropriation- Requires City Council Approval

Allocated- Already been approved by City Council/Tree Commission and MBRC approved funds

Obligation- Funds have been assigned to a project and a purchase order has been issued

Orange Fill indicated total money for column

BJP

Better Jacksonville Plan - Tree Mitigation Dollars available for Appropriation: As of 07/03/2023 there is \$1,717,826.00

Appropriated	Date	Project	Purchase Order Amount	Date	Remainder in project	Status

Definitions of Terms

Available for Appropriation- Requires City Council Approval

Allocated- Already been approved by City Council/Tree Commission and MBRC approved funds

Obligation- Funds have been assigned to a project and a purchase order has been issued

Jacksonville Tree Commission

Available Funds Summary (as of July 1st, 2023)

	June 2023	July
15F Ordinance Funds Available for Council Appropriation (a)	\$4,773,887.08	\$7,874,198.54
Allocated for Remove and Replace to Public Works (b)	\$3,296,572.56	\$2,296,572.56
Allocated for 630-City to Public Works (c)	\$2,341,657.26	\$2,341,657.26
Available for Level 2 Allocation by Tree Commission (d)	\$6,301,409.37	\$6,294,533.37
Available for Level 3 Allocation by Tree Commission (e)	\$1,549,250.65	\$1,549,250.65
Total Allocated to PW for 630-City and Remove & Replace (b) + (c)	\$5,638,229.82	\$4,638,229.82
Total Available for Allocation by Tree Commission (d) + (e)	\$7,850,660.02	\$7,843,784.02
15N Charter Funds Available for Council Appropriation (f)	\$8,383,170.29	\$8,611,024.32
BJP Tree Mitigation Dollars available for Council Appropriation (g)	\$1,717,826.00	\$1,717,826.00
Total Avail for Appropriation by Council (a) + (f) + (g)	\$14,874,883.37	\$18,203,048.86
Total Avail for Allocation by Tree Commission (d) + (e)	\$7,850,660.02	\$7,843,784.02
Total Funds Not Obligated	\$22,725,543.39	\$26,046,832.88

Encumbered Funds Summary (as of July 2023)

	Jun-23	Jul-23
<i>Obligated Level 2 Proj Funds</i>	\$1,976,693.39	\$1,459,618.74
<i>Obligated Level 3 Proj Funds</i>	\$139,184.00	\$139,184.00
Total Funds Obligated	\$2,115,877.39	\$1,598,802.74

AVAILABLE FOR APPROPRIATION (a)

15304 (15F)	Ordinance	\$ 8,076,243.14
15305 (15N)	Charter	\$ 8,612,894.32
008449	Tree Mitigation Project	\$ 1,717,826.00
		\$ 18,406,963.46

The BIG 4

Title	Obligations	Funds Available
Level 2 Tree Planting Program (d)	\$ 3,112,494.85	\$ 5,153,053.37
Level 3 Tree Planting Program (d)	\$ 139,184.00	\$ 1,549,250.65
Remove/Replace (e)	\$ 2,367,053.76	\$ 2,296,572.56
630-CITY Tree Planting Program (e)	\$ 757,762.80	\$ 2,242,099.26

FY23 Revenues:	15304 (15F)	15305 (15N)
October	\$ 449,607.00	\$ 65,200.00
November	\$ 84,657.56	\$ 40,326.00
December	\$ 197,787.09	\$ 52,769.80
January	\$ 696,190.66	\$ 75,280.63
February	\$ 417,914.36	\$ 68,340.92
March	\$ 682,801.34	\$ 123,877.39
April	\$ 193,824.43	\$ 41,289.26
May	\$ 515,670.96	\$ 257,573.03
June	\$ 382,420.20	\$ 95,220.00

FY23 Expenses:	15304 (15F)	15305 (15N)
October	\$ 152,114.90	\$ -
November	\$ 466,468.35	\$ -
December	\$ 344,960.64	\$ -
January	\$ 491,890.84	\$ -
February	\$ 441,105.36	\$ -
March	\$ 211,444.66	\$ -
April	\$ 223,992.71	\$ -
May	\$ 278,167.84	\$ -
June	\$ 741,778.24	\$ -

	15304 (15F)	15305 (15N)
Funds Available (b)	\$ 11,405,344.73	\$ -
Obligations (c)	\$ 6,383,604.61	\$ -

- (a) jaxtreemitigation.coj.net
- (b) total appropriated, but unobligated, funds
- (c) purchase order(s) have been issued for these funds
- (d) Tree Commission may make recommendations for these appropriations
- (e) Public Works utilizes these appropriations

Prepared 7/13/23 LD

The City of Jacksonville has two separate laws that provide protection for certain trees and require mitigation for damage or removal of certain trees caused by the process of land development. Mitigation is required either through planting or replanting of a calculated amount of mitigation trees or through making a specified payment into the Tree Protection and Related Expenses Trust Fund codified by Sec. 111.760, Ordinance Code. These laws are Article 25 of the Charter of the City of Jacksonville and Chapter 656, Part 12, Subparts A & B of the Ordinance Code. Each provision has specific criteria for what is characterized as a "protected tree" and thus would require replacing through the development process of a site, or if a replacement is not made, how the "mitigation fee" is calculated for removal of trees without replacement. The mitigation fee that is paid by developers who are unable to replace the trees destroyed during construction, as required by both provisions, is placed in the Tree Protection and Related Expenses Trust Fund. Moreover, funds received from application of the Charter are held in Fund 15305 and funds received from application of the Ordinance Code are held in the Fund 15304.

Since 2017

Projects planted through legislation

15304 Ordinance Funds Available for Appropriation: As of 06/01/2023 there is \$4,773,887.08

Ordinance	Appropriated		Project	Purchase Order		Date	Remainder in project	Status
	Amount	Date		Amount	Date			
2017-0111	\$22,057.00	2/14/2017	Main Street	\$22,057.00	2/19/2020		\$9,155.68	Closed (Rolling \$9,155.68 back into Ordinance)
2017-0767	\$175,761.00	11/14/2017	Hammond BLVD	\$165,478.00	5/4/2020		\$0.00	Closed
2018-0007	\$62,540.03	1/9/2018	Date Palm Planting	\$62,540.03	9/1/2019		\$0.00	Closed
2018-0043	\$18,364.21	1/23/2018	Old Saint Augustine	\$18,364.21	2/19/2020		\$0.00	Closed
2018-0159	\$85,366.23	3/13/2018	King Street	\$85,366.23	2/19/2020		\$8,724.53	Closed (Rolling \$8,724.53 back into Ordinance)
2018-0307	\$26,435.84	5/8/2018	Lenox Ave	\$26,435.84	2/19/2020		\$0.00	Closed
2018-0791	\$103,840.00	11/13/2018	Mandarin Road	\$103,840.00	2/19/2020		\$74,601.00	Closed (Rolling \$74,601.00 back into Ordinance)

Ordinance	Appropriated		Project	Purchase Order		Date	Remainder	Status
	Amount	Date		Amount	Date			
2018-0792	\$278,872.00	11/13/2018	Springfield Tree Planting	\$278,872.00	2/19/2020	\$211,216.67	Closed (Rolling back into Ordinance)	
2019-0178			Moncrief Replacement	\$2,025.00	3/30/2021	\$101.25	open	
2020-0114	\$72,298.00	3/10/2020	Sulzbacher Village	\$71,925.00	4/28/2020	\$12,837.40	Closed (Rolling back into Ordinance)	
Total	\$2,515,199.50		Total	\$1,997,988.47	Total	\$316,636.53		

Definitions of Terms

Available for Appropriation- Requires City Council Approval

Allocated- Already been approved by City Council/Tree Commission and MBRC approved funds

Obligation- Funds have been assigned to a project and a purchase order has been issued

Green fill indicates amount available in pool of money

Orange Fill indicated total money for column

Since 2017

Remove and Replace

15304 Ordinance Funds Available for Appropriation: As of 06/01/2023 there is \$4,773,887.08

Appropriated Amount	Date	Project	Purchase Order Amount	Date	Remainder	Status
Amount	Date	Project	Amount	Date	Remainder in project	Status
\$300,000.00	Nov-18					
\$2,000,000.00	Nov-19					
\$2,000,000.00	Apr-21					
\$4,000,000.00	Dec-22					
		Remove and Replace (Removals)	\$868,391.34	2/26/2020	\$26,899.79	Open
		Remove and Replace	\$1,200,000.00	11/18/2020	\$12,352.88	Open
		Remove and Replace (Removals)	\$945,000.00	3/31/2022	\$366,166.22	Open
		8th Street	\$37,078.00	7/8/2022	\$5,561.70	Open
		Atlantic Blvd	\$26,483.50	8/31/2022	\$3,941.95	Open
		Round 13	\$14,300.00	1/17/2023	\$2,856.00	Open
		Round 14	\$89,805.20	1/25/2023	\$17,930.24	Open
		Parks Removal	\$500,000.00	3/17/2023	\$397,929.09	Open
		Parks Replacement	\$500,000.00	4/24/2023	\$500,000.00	Open
		Round 16	\$34,070.55	5/11/2023	\$34,070.55	Open
		Round 17	\$3,700.00	5/31/2023	\$3,700.00	Open
\$8,300,000.00	Total	Total	\$4,692,126.56	Total	\$1,371,408.42	
				Available for Remove and Replace Allocation		
					\$3,296,572.56	

Remove and Replace

15304 Ordinance Funds Available for Appropriation: As of 06/01/2023 there is \$4,773,887.08

Appropriated	Project	Purchase Order	Date	Remainder	Status
Amount	Project	Amount	Date	Remainder in project	Status

Definitions of Terms

Available for Appropriation- Requires City Council Approval

Allocated- Already been approved by City Council/Tree Commission and MBRC approved funds

Obligation- Funds have been assigned to a project and a purchase order has been issued

Green fill indicates amount available in pool of money

Orange Fill indicated total money for column

Since 2017

630-City

15304 Ordinance Funds Available for Appropriation: As of 06/01/2023 there is \$4,773,887.08

Appropriated	Date	Project	Purchase Order Amount	Date	Remainder	Status
Amount		Project	Amount	Date	Remainder in project	Status
\$200,000.00	Nov-18					
\$1,600,000.00	Aug-19					
\$2,000,000.00	Nov-21					
\$2,000,000.00	Dec-22					
		630-City	\$716,446.40	8/31/2020	\$112,328.32	Open
		Current Open PO	\$1,500,000.00	1/13/2021	\$307,576.72	Open
		630-City Round 16	\$91,345.02	1/5/2023	\$18,269.00	Open
		630-City Round 17	\$43,881.00	3/7/2023	\$8,776.20	Open
		630-City Round 18	\$128,994.00	5/5/2023	\$128,994.00	Open
\$5,800,000.00	Total	Total	\$4,179,083.22	Total	\$575,944.24	
				Available for 630-City Allocation	\$2,341,657.26	

Definitions of Terms

- Available for Appropriation-** Requires City Council Approval
- Allocated-** Already been approved by City Council/Tree Commission and MBRC approved funds
- Obligation-** Funds have been assigned to a project and a purchase order has been issued
- Green fill** indicates amount available in pool of money
- Orange Fill** indicated total money for column

Since 2017

Level 2

15304 Ordinance Funds Available for Appropriation: As of 06/01/2023 there is \$4,773,887.08

Appropriated		Project	Allocation		Date	Purchase Order Amount	Date	Remainder	Status
Amount	Date		Amount	Date					
\$1,000,000.00	Feb-19								
\$2,000,000.00	Jan-20								
\$2,000,000.00	Jan-21								
\$2,000,000.00	Aug-21								
\$8,000,000.00	Jun-22								
		Willow Branch	\$93,742.00	6/24/2020	\$34,373.00	8/27/2020	\$1,718.65	Open	
		Boat Ramps	\$111,132.00	11/18/2020	\$111,132.00	1/13/2021	\$5,556.60	Open	
		Reddie Point Park	\$53,055.00	3/17/2021	\$53,055.00	4/21/2021	\$2,652.75	Open	
		Emerald Trail Model							
		Mille	\$441,939.85	2/25/2021	N/A	N/A	N/A	On Hold	
		Kernan Blvd	\$276,722.50	5/19/2021	\$276,722.50	6/23/2021	\$27,672.24	Open	
		Amelia View	\$145,395.00	5/19/2021	\$145,395.00	6/23/2021	\$7,269.75	Open	
		Twin Lakes Academy	\$122,553.00	5/19/2021	\$122,553.00	6/23/2021	\$12,255.30	Open	
		Park Street Rd Diet	\$399,526.00	6/16/2021	\$399,526.00	8/24/2021	\$399,526.00	On Hold	
		Whitehouse Park	\$54,594.00	6/16/2021	\$54,594.00	8/24/2021	\$5,459.40	Open	
		Baker Point Park	\$17,091.00	6/16/2021	\$17,091.00	8/24/2021	\$2,563.65	Open	
		Gold Star	\$466,296.00	9/22/2021	\$450,921.00	9/29/2021	\$66,253.85	Open	
		Fort Caroline Rd	\$165,793.50	7/21/2021	\$157,369.50	1/11/2022	\$23,605.42	Open	
		Norfolk and Soutel Level 2	\$90,106.00	7/21/2021	\$90,106.00	1/12/2022	\$9,010.60	Open	
		Jax Beach Level 2	\$277,789.50	9/22/2021	\$277,789.50	1/12/2022	\$41,668.42	Open	
		Columbia Parkway R	\$51,840.00	12/15/2021	\$51,840.00	1/21/2022	\$7,506.00	Open	
		Jarboe Park	\$145,918.00	12/15/2021	\$145,918.00	1/24/2022	\$21,887.70	Open	
		Northbank Riverwalk	\$138,801.00	12/15/2021	\$116,125.00	5/17/2022	\$17,418.75	Open	
		Fishweir Park	\$40,014.00	3/23/2022	\$40,014.00	6/23/2022	\$8,002.80	Open	
		District 7 Parks	\$106,000.00	3/23/2022	\$94,000.00	4/25/2023	\$37,600.00	Open	
		District 5 Parks	\$457,600.00	4/20/2022	\$280,250.00	4/28/2023	\$280,250.00	Open	
		Deerwood Park Blvd	\$86,319.00	5/18/2022	\$86,319.00	6/30/2022	\$12,947.85	Open	
		Hanna Park	\$264,584.80	6/13/2022	\$264,584.80	8/15/2022	\$53,716.96	Open	
		Saint Johns Bluff Rd	\$388,238.50	7/20/2020	\$388,238.50	8/29/2022	\$77,647.70	Open	

Level 2

15304 Ordinance Funds Available for Appropriation: As of 06/01/2023 there is \$4,773,887.08

Appropriated		Allocation		Purchase Order Amount		Remainder		Status	
Amount	Date	Project	Amount	Date	Amount	Date	Remainder in project	Status	Status
		Wolfson High School	\$102,336.00	9/21/2022	N/A	N/A	N/A	N/A	N/A
		Collins Road	\$338,265.00	9/21/2022	\$338,265.00	11/23/2022	\$67,653.00	Open	Open
		College Street Parking Medians	\$13,019.00	11/16/2022	\$13,019.00	12/21/2022	\$2,603.80	Open	Open
		Airport Center Drive East	\$153,643.00	11/16/2022	\$153,643.00	12/29/2022	\$30,728.60	Open	Open
		GoldStar Phase 2	\$2,300,000.00	12/21/2022	N/A	N/A	N/A	N/A	N/A
		GoldStar Phase 2 Prosser	\$121,345.16	12/21/2022	\$121,345.16	7/11/2022	\$11,393.20	Open	Open
		Fort Caroline Rd Pond	\$61,479.00	2/15/2023	\$61,479.00	3/21/2023	\$61,479.00	Open	Open
		Kernan BLVD N Price Park	\$591,059.00	2/15/2023	\$591,059.00	3/23/2023	\$591,059.00	Open	Open
			\$27,216.00	4/19/2023	\$27,216.00	5/11/2023	\$27,216.00	Open	Open
		Amelia View Phase 2 Parks Northwest Districts	\$62,370.00	4/19/2023	\$62,370.00	5/11/2023	\$62,370.00	Open	Open
		Fletcher and Hollywood Park	\$321,440.00	4/19/2023	N/A	N/A	N/A	N/A	N/A
			\$33,100.00	5/17/2023	N/A	N/A	N/A	N/A	N/A
\$15,000,000.00	Total	Total	\$11,483,117.77	Total	\$7,687,936.46	Total	\$1,976,693.39	Available for Level 2 Allocation	\$6,301,409.37

Definitions of Terms

- Available for Appropriation**- Requires City Council Approval
- Allocated**- Already been approved by City Council/Tree Commission and MBRC approved funds
- Encumbered**- Funds have been assigned to a project and a purchase order has been issued
- Green fill** indicates amount available in pool of money
- Orange fill** indicated total money for column

Since 2017

Level 3

15304 Ordinance Funds Available for Appropriation: As of 06/01/2023 there is \$4,773,887.08

Appropriated		Allocation		Purchase Order Amount		Remainder		Status
Amount	Date	Project	Amount	Date	Amount	Date	Remainder in project	Status
\$1,000,000.00	May-20							
\$1,000,000.00	Dec-22							
		Equestrian Center	\$241,599.00	11/18/2020	\$241,559.00	12/29/2020	\$33,455.85	Open
		Jax Zoo	\$209,190.35	3/4/2021	\$209,190.35	10/27/2021	\$105,728.15	Open
\$2,000,000.00	Total	Total	\$450,789.35	Total	\$450,749.35	Total	\$139,184.00	
				Available for Level 3 Allocation				\$1,549,250.65

Definitions of Terms

Available for Appropriation- Requires City Council Approval

Allocated- Already been approved by City Council/Tree Commission and MBRC approved funds

Obligation- Funds have been assigned to a project and a purchase order has been issued

Green fill indicates amount available in pool of money

Orange fill indicated total money for column

Since 2017

Charter Fund

15305 Charter Funds Available for Appropriation: As of 06/01/2023 there is \$8,383,170.29

Ordinance	Appropriated		Date	Project	Original Purchase Order Amount	Date	Remainder		Status
	Amount						Remainder in project	Status	
2018-0791	\$62,205.00		11/13/2018	Mandarin Road	\$62,205.00	12/1/2018		\$45,597.57	Closed and rolling money back into Charter
Total	\$133,317.49			Total	\$133,317.49	Total		\$45,597.57	

Definitions of Terms

Available for Appropriation- Requires City Council Approval

Allocated- Already been approved by City Council/Tree Commission and MBRC approved funds

Obligation- Funds have been assigned to a project and a purchase order has been issued

Orange Fill indicated total money for column

BJP

Better Jacksonville Plan- Tree Mitigation Dollars available for Appropriation: As of 06/01/2023 there is \$1,717,826.00

Appropriated		Project	Purchase Order Amount	Date	Remainder	Status
Amount	Date					
					Remainder in project	Status

Definitions of Terms

Available for Appropriation- Requires City Council Approval

Allocated- Already been approved by City Council/Tree Commission and MBRC approved funds

Obligation- Funds have been assigned to a project and a purchase order has been issued

Jacksonville Tree Commission

Available Funds Summary (as of June 1st, 2023)

	May 2023	June 2023
15F Ordinance Funds Available for Council Appropriation (a)	\$4,235,025.00	\$4,773,887.08
Allocated for Remove and Replace to Public Works (b)	\$3,385,823.36	\$3,296,572.56
Allocated for 630-City to Public Works (c)	\$2,470,651.26	\$2,341,657.26
Available for Level 2 Allocation by Tree Commission (d)	\$7,172,541.67	\$6,301,409.37
Available for Level 3 Allocation by Tree Commission (e)	\$1,561,289.50	\$1,549,250.65
Total Allocated to PW for 630-City and Remove & Replace (b) + (c)	\$5,856,474.62	\$5,638,229.82
Total Available for Allocation by Tree Commission (d) + (e)	\$8,733,831.17	\$7,850,660.02
15N Charter Funds Available for Council Appropriation (f)	\$8,236,232.03	\$8,383,170.29
BJP Tree Mitigation Dollars available for Council Appropriation (g)	\$1,717,826.00	\$1,717,826.00
Total Avail for Appropriation by Council (a) + (f) + (g)	\$14,189,083.03	\$14,874,883.37
Total Avail for Allocation by Tree Commission (d) + (e)	\$8,733,831.17	\$7,850,660.02
Total Funds Not Obligated	\$22,922,914.20	\$22,725,543.39

Encumbered Funds Summary (as of June 2023)

	May-23	Jun-23
<i>Obligated Level 2 Proj Funds</i>	\$1,627,475.69	\$1,976,693.39
<i>Obligated Level 3 Proj Funds</i>	\$139,184.00	\$139,184.00
Total Funds Obligated	\$1,766,659.69	\$2,115,877.39

AVAILABLE FOR APPROPRIATION (a)		
15304 (15F)	Ordinance	\$ 7,811,019.95
15305 (15N)	Charter	\$ 8,563,798.29
008449	Tree Mitigation Project	\$ 1,717,826.00
		<u>\$ 18,092,644.24</u>

The BIG 4

<u>Title</u>	<u>Obligations</u>	<u>Funds Available</u>
Level 2 Tree Planting Program (d)	\$ 2,656,157.12	\$ 6,301,409.37
Level 3 Tree Planting Program (d)	\$ 139,184.00	\$ 1,549,250.65
Remove/Replace (e)	\$ 1,356,491.60	\$ 2,179,094.35
630-CITY Tree Planting Program (e)	\$ 658,204.80	\$ 2,341,657.26

<u>FY23 Revenues:</u>	<u>15304 (15F)</u>	<u>15305 (15N)</u>
October	\$ 449,607.00	\$ 65,200.00
November	\$ 84,657.56	\$ 40,326.00
December	\$ 197,787.09	\$ 52,769.80
January	\$ 696,190.66	\$ 75,280.63
February	\$ 417,914.36	\$ 68,340.92
March	\$ 682,801.34	\$ 123,877.39
April	\$ 193,824.43	\$ 41,289.26
May	\$ 430,224.00	\$ 232,022.00

<u>FY23 Expenses:</u>	<u>15304 (15F)</u>	<u>15305 (15N)</u>
October	\$ 152,114.90	\$ -
November	\$ 466,468.35	\$ -
December	\$ 344,960.64	\$ -
January	\$ 491,890.84	\$ -
February	\$ 441,105.36	\$ -
March	\$ 211,444.66	\$ -
April	\$ 223,992.71	\$ -
May	\$ 278,167.84	\$ -

	<u>15304 (15F)</u>	<u>15305 (15N)</u>
Funds Available (b)	\$ 12,522,173.25	\$ -
Obligations (c)	\$ 4,817,146.72	\$ -

- (a) jaxtreemitigation.coj.net
- (b) total appropriated, but unobligated, funds
- (c) purchase order(s) have been issued for these funds
- (d) Tree Commission may make recommendations for these appropriations
- (e) Public Works utilizes these appropriations

Prepared 6/16/23 LD

The City of Jacksonville has two separate laws that provide protection for certain trees and require mitigation for damage or removal of certain trees caused by the process of land development. Mitigation is required either through planting or replanting of a calculated amount of mitigation trees or through making a specified payment into the Tree Protection and Related Expenses Trust Fund codified by Sec. 111.760, Ordinance Code. These laws are Article 25 of the Charter of the City of Jacksonville and Chapter 656, Part 12, Subparts A & B of the Ordinance Code. Each provision has specific criteria for what is characterized as a "protected tree" and thus would require replacing through the development process of a site, or if a replacement is not made, how the "mitigation fee" is calculated for removal of trees without replacement. The mitigation fee that is paid by developers who are unable to replace the trees destroyed during construction, as required by both provisions, is placed in the Tree Protection and Related Expenses Trust Fund. Moreover, funds received from application of the Charter are held in Fund 15305 and funds received from application of the Ordinance Code are held in the Fund 15304.

ACTIVE CITY OF JACKSONVILLE LEVEL 2 TREE PLANTING PROJECTS

ATTACHMENT F

Visit <https://pg-cloud.com/JacksonvilleFL/> for City of Jacksonville Tree Project Maps

Visit jaxtreemitigation.coj.net - Tree Fund City Projects for links to legislation and planting details

Requesting Entity	Project Scope	Tree Commission Approval Date	Status	Allocated Amount	Obligated	Contract/Warranty
Love Grove/Willowbranch	Trees in right of ways around and within Willowbranch Park - 51 Trees	Jun-20	Install Complete	\$93,742.00		Liberty 2/yr
Boat Ramps/Waterfront Management	Trees within 7 boat ramps and parks - 62 trees	Nov-20	Installation Complete	\$111,132.00		Liberty 2/yr
Twin Lakes Academy ES/School	Trees within school grounds and ROW - 66 trees	May-21	Installation Complete	\$122,553.00		Liberty 2/yr
Kernan Blvd./CM	Trees within medians and Row of Kernan Blvd. - 132 trees	May-21	Installation Complete	\$276,722.50		Liberty 2/yr
Amelia View/residential	Trees within medians and ROW in Amelia View community - 73 trees	May-21	Installation Complete	\$145,395.00		Liberty 2/yr
Whitehouse Park/Parks and residential	Trees within play area and recreational fields. - 29 trees	Jun-21	Installation Complete	\$54,594.00		Liberty 2/yr
Baker Point Park/Parks and residential	Trees within park undergoing improvements - 8 trees	Jun-21	Installation Complete	\$17,091.00		Liberty 2/yr
Fort Caroline Rd. Tree Planting	Trees within right of way along Fort Caroline Rd. 66 trees	Jul-21	Installation Complete	\$157,369.50		Liberty 2/yr
Norfolk Soutel Tree Planting	Trees within medians and right of way along Norfolk Blvd. 36 trees	Jul-21	Installation Complete	\$90,106.00		Liberty 2/yr
Jax Beach Park and ROW	Trees within parks and right of way. 150 trees	Sep-21	Installation Complete	\$277,789.50		Liberty 2/yr
Gold Star Family Memorial Highway	Trees within retention pond and right of way. 200 trees	Sep-21	Installation Complete	\$450,921.00		Liberty 2/yr
Northbank Riverwalk	Trees along trail and riverside of Northbank Riverwalk/Geffen Park area. 68 trees	Dec-21	Installation Complete	\$116,125.00		Liberty 2/yr
Jarboe Park	Trees along play areas and trails of Jarboe Park. 76 trees	Dec-21	Installation Complete	\$145,918.00		Liberty 2/yr
Columbia Pkwy Retention Pond	Trees along play areas and trails of Jarboe Park. 29 trees	Dec-21	Installation Complete	\$51,840.00		Liberty 2/yr
Fishweir Park	Trees along nature trail. 21 trees	Mar-22	Installation Complete	\$40,014.00		Liberty 2/yr
District 7 Parks	55 trees.	Mar-22	Installation Complete	\$106,000.00		Greenway/1yr
District 5 Parks	195 Trees	Mar-22	Installation Complete	\$452,600.00		Greenway/1yr
Deerwood	Trees along median. 43 trees	May-22	Installation complete	\$86,319.00		Liberty 2/yr
Hanna Park	106 trees	Jun-22	Installation Complete	\$264,584.80		Liberty 2/yr
Saint Johns Bluff Road	Trees along Median. 189 trees	Jul-22	Installation Complete	\$388,238.50		Liberty 2/yr
Wolfon High School	Trees in school grounds. 56 trees	Sep-22	awaiting legal form	\$102,336.00		Liberty 2/yr
Collins Road	Trees along median. 183 trees	Sep-22	Installation Complete	\$338,265.00		Liberty 2/yr

ACTIVE CITY OF JACKSONVILLE LEVEL 2 TREE PLANTING PROJECTS

ATTACHMENT F

Visit <https://pg-cloud.com/JacksonvilleFL/> for City of Jacksonville Tree Project Maps

Visit jaxtreemitigation.coj.net - Tree Fund City Projects for links to legislation and planting details

Requesting Entity	Project Scope	Tree Commission Approval Date	Status	Allocated Amount	Obligated	Contract/Warranty
Airport Center Drive E	Trees along median. 76 trees	Nov-22	Installation Complete	\$153,643.00		Liberty 2/yr
College Street Parking Islands	Trees in Parking Islands, 4 trees.	Nov-22	Installation Complete	\$13,019.00		Liberty 2/yr
Gold Star Family Memorial Highway Phase 2	Trees within retention ponds and right of way. 1218 trees	Dec-22	contract finalization	\$2,300,000.00		To Bid 2/yr
Fort Caroline Road Pond	Trees within retention pond. 34 trees	Feb-23	Installation Complete	\$61,479.00		Liberty 2/yr
Kernan Blvd N	Trees within Right of way and Median- 276 trees	Feb-23	Installation Complete	\$591,059.00		Liberty 2/yr
Price Park	Trees within Right of way. 13 trees	23-Apr	Installing	\$27,216.00		Liberty 2/yr
Amelia View Phase 2	Trees within Right of Way. 34 trees	23-Apr	Installing	\$62,370.00		Liberty 2/yr
Northwest Parks	Trees in parks. 202 trees	23-Apr	Installation Complete	\$321,440.00		Greenway/1yr
Fletcher and Hollywood Park	Trees in park. 21 trees	23-May	Scheduling	\$33,100.00		Greenway/1yr
GatorBowl	Trees in Median. 8 trees	N/A	to Tree Commission	\$41,185.00		Liberty/2yr
Westside Parks Level 2	Trees in Parks (242 trees)	N/A	to Tree Commission	\$402,600.00		Greenway/1yr



ONE CITY. ONE JACKSONVILLE.

City of Jacksonville, Florida

Lenny Curry, Mayor

Department of Public Works
Office of the Director
214 N. Hogan Street, 10th Floor
Jacksonville, FL 32202
(904) 255-8786
www.coj.net

MEMORANDUM

TO: TREE COMMISSION

FROM: STEVEN D. LONG, JR. P.E.
DIRECTOR

DATE: JUNE 15, 2023

RE: GATOR BOWL BOULEVARD MEDIAN LEVEL II TREE PLANTING PROJECT

I am unable to attend this month's Tree Commission meeting due to mandatory attendance at a Mayor's Budget Review Committee meeting. In lieu of attending in person, this letter expresses my support for the current Level II tree planting project design for the median of Gator Bowl Boulevard just west of the Hart Bridge.

As stated in the project description, the planting will serve as an aesthetic improvement, reduce heat for pedestrians and the overall urban environment, and contribute to the reduction of stormwater runoff. At the May 17, 2023 Tree Commission meeting, the Tree Commission directed staff to develop a landscape plan with twice as many or more trees than the current plan. Below are three concerns that the Department of Public Works asks you to consider as we look forward to installing, and then maintaining this project over the lifespan of the planted trees:

- Soil stabilization in the built environment is critical and there are legitimate project-specific concerns that soils will be destabilized if more trees are planted in the median. I am concerned that the combination of grade change across the median and the low understory sunlight levels associated with closely spaced tree planting will lead to turf dieback, unchecked stormwater runoff, and soil erosion.
- The density of underground utilities present bears directly on the available space for suitable planting locations. There is not a lot of space to plant trees, and this favors planting fewer trees with large canopies at maturity.
- The City would like to avoid making the median too inviting for the public and/or homeless to linger in the middle of the intersection.

For each of the above reasons, I respectfully request reconsideration by the Tree Commission to approve the current plans as is, with a total of 8 planted trees.


As of 7/5/2023

Home - Tree Mitigation Applicati... x

jaxtreemitigation.coj.net


1Cloud Instances - ... City of Jacksonville... Events & Webcasts... CPE webinars & se... D. Upcoming Dbriefs... Florida | Municode... COJ.net - Budget Home - Tree Mitiga... 1 Cloud Project - 1... Search | Jacksonville... City of Jacksonville... COJ.net - Calendar

Home Tree Mitigation Tree Commission About Welcome Guest (Visitor) Log in




TREE MITIGATION

CITY OF JACKSONVILLE




TREE REMOVAL PERMIT INFORMATION

Click here to search detailed information on Site Clearing and Tree Removal Permits. In reviewing tree removal information on a specific permit, for "B" permits click on the Spec 2 tab; for "L" permits click on the Tree Mitigation tab.




TREE FUND CITY PLANTING PROJECTS

Click here to search detailed information about City Tree Fund Planting Projects.



AVAILABLE FOR APPROPRIATION


15F (Ordinance):	\$7,874,198.54
15N (Charter):	\$8,611,024.32
Better Jacksonville Plan - Tree Mitigation Project:	\$1,717,826.00
Total:	\$18,203,048.86



FILE AN ISSUE

Click here to report site clearing or tree removal without a permit, or to request tree maintenance on public property. In the CARE System, select "Tree Remove or Landscape Violation" from the dropdown.

Disclaimer: The AVAILABLE FOR APPROPRIATION information shown on this page is updated nightly from the City's financial records, but does not include any pending appropriations, or other financial transactions of the funds which have not been completed.



If you experience difficulty viewing or accessing the documents provided on this site, or navigating this application's table features, using any assistive technology please contact the Disabled Services Division at 904-630-4940 or 904-630-4933 (TTY) to request an accommodation.

© 2023 - Official City of Jacksonville and Duval County Government Website, All Rights Reserved. Version: 1.0.0.6



10:06 AM
7/5/2023

**City of Jacksonville
Tree Commission
Financials Combined
Balance Sheet
June 30, 2023**

Cash	34,800,567.09	
-------------	---------------	--

Accounts Payable	12,882.50	
-------------------------	-----------	--

Fund Balance

Beginning Fund Balance	30,070,515.04	
YTD Gain\Loss	4,717,169.55	
Adjusted Fund Balance	34,787,684.59	

Available Balance Calculation

Cash	34,800,567.09	Bank Funds
Less:		
AP	12,882.50	Accounts Payable
Funds Available	12,646,715.65	Appropriated Funds by City Council
Encumbrances (Open POs)	5,147,795.41	Appropriated and Allocated
Sub-Total Adjustments	17,807,393.56	

Unappropriated/Unallocated	16,993,173.53	
-----------------------------------	----------------------	--

Appropriated/Unallocated *	1,717,826.00	Better Jacksonville Plan **
-----------------------------------	---------------------	-----------------------------

Total Unallocated Funds	18,710,999.53	
--------------------------------	----------------------	--

* Better Jacksonville Funds are not in Ordinance or Charter Funds. Therefore, the Tree Commission cannot re-appropriate those funds.

** Better Jacksonville dollars are budgeted to See Activities/Projects Sheet

City of Jacksonville
Tree Commission
Financials Combined
Statement of Activity
June 30, 2023

	Actuals		Budget
	30-Jun	YTD	
Revenues			
Ordinance appropriation			520,768.00
Tree Mitigation Funds - Article 25	95,220.00	987,802.00	
Investment Pool Earnings	110,997.99	465,321.83	
Contributions From Private Sources	406,674.03	2,792,232.00	
Contribution-Loss Deductible	-	16,816.80	
Transfer from fund balance	-	3,298,969.79	
Total	<u>612,892.02</u>	<u>7,561,142.42</u>	<u>520,768.00</u>
Expenses			
Summarized expenses	233,827.57	2,843,972.87 *	21,146,434.60
Net	<u>379,064.45</u>	<u>4,717,169.55</u>	<u>(20,625,666.60)</u>

* Budget is comprised of current year budget and prior year carry forward.

City of Jacksonville
Tree Commission
Ordinance - 15304 - Tree Protection & Related Expenditures
Balance Sheet
June 30, 2023

<u>Equity in Pooled Cash</u>	26,189,542.77
-------------------------------------	---------------

<u>Accounts Payable</u>	12,882.50
--------------------------------	-----------

<u>Fund Balance</u>	
Beginning Fund Balance	22,275,797.75
YTD Gain\Loss	<u>3,900,862.52</u>
Adjusted Fund Balance	<u>26,176,660.27</u>

<u>Available Balance Calculation</u>	
Cash	26,189,542.77
Less:	
AP	(12,882.50)
Funds Available(Budget)	12,646,715.65
Encumbrances (Open POs)	<u>5,147,795.41</u>
Sub-Total Adjustments	<u>17,781,628.56</u>

Unappropriated/Unallocated	<u><u>8,407,914.21</u></u>
-----------------------------------	----------------------------

City of Jacksonville
Tree Commission
Ordinance - 15304 - Tree Protection & Related Expenditures
Statement of Activity
June 30, 2023

	<u>30-Jun</u>	<u>YTD</u>	<u>Budget</u>
Revenues			
Ordinance appropriation			520,768.00
Tree Mitigation Funds - Article 25	-	278,471.00	
Investment Pool Earnings	85,446.96	358,345.80	
Contributions From Private Sources	381,123.00	2,792,232.00	
Contribution-Loss Deductible	1,297.20	16,816.80	
Transfer from fund balance	-	3,298,969.79	
Total Revenue	<u>467,867.16</u>	<u>6,744,835.39</u>	<u>520,768.00</u>
Expenses			
Expenses *	233,827.57	2,843,972.87	21,146,434.60
Net	<u>234,039.59</u>	<u>3,900,862.52</u>	<u>(20,625,666.60)</u>

* Budget is comprised of current year budget and prior year carry forward.

City of Jacksonville
Tree Commission
Charter - 15305- Tree Mitigation & Related Expenditures
Balance Sheet
June 30, 2023

<u>Equity in Pooled Cash</u>	8,611,024.32
-------------------------------------	--------------

<u>Accounts Payable</u>	0
--------------------------------	---

<u>Fund Balance</u>	
Beginning Fund Balance 10/1/22	7,794,717.29
YTD Gain\Loss	<u>816,307.03</u>
Adjusted Fund Balance	<u><u>8,611,024.32</u></u>

Available Balance Calculation	
Cash	8,611,024.32
Less:	
AP	
Funds Available	
Encumbrances (Open POs)	<u>-</u>
Sub-total	<u><u>-</u></u>

Unappropriated/Unallocated	<u><u>8,611,024.32</u></u>
-----------------------------------	-----------------------------------

City of Jacksonville
Tree Commission
Charter - 15305- Tree Mitigation & Related Expenditures
Statement of Activity
June 30, 2023

	Actuals		Budget
	30-Jun	YTD	
Revenues			-
Tree Mitigation Funds - Article 25	95,220.00	709,331.00	
Investment Pool Earnings	25,551.03	106,976.03	
	120,771.03	816,307.03	
Expenses			-
	-	-	
Net	120,771.03	816,307.03	-

Trial Balance Report

Ledger COJ PL - Modified Accrual

Fund 15304 Tree Protection & Related

Account	Description	Beginning Balance (USD)	Debits (USD)	Credits (USD)	Ending Balance (USD)
104001	Equity in Pooled Cash Account	26,546,734.92	987,841.56	590,807.10	26,943,769.38
104201	Cash - JP Accounts Payable	0.00	0.00	93,354.00	-93,354.00
104206	Cash - JP General Deposit	0.00	4,788,773.24	4,705,549.27	83,223.97
104299	Bank Clearing	0.00	4,788,642.74	5,113,778.21	-325,135.47
104998	Zero Invoice Clearing	0.00	0.00	2,077.50	-2,077.50
104999	Cash Clearing	-459,333.61	42,450.00	0.00	-416,883.61
201101	Vouchers Payable Account	-429,154.56	42,691,862.35	42,275,590.29	-12,882.50
202137	Accounts Payable - 202991	-82,042.05	82,042.05	0.00	0.00
216101	Accrued Payroll Payable	-1,437.16	1,437.16	0.00	0.00
243101	Fund Balance - Reserve for Encumbrances	0.00	83,501.32	83,501.32	0.00
284101	Fund Balance - Unassigned Account	-25,574,767.54	3,298,969.79	0.00	-22,275,797.75
					-3,900,862.52
					-26,176,660.27
343750	Tree Mitigation Funds - Article 25	0.00	0.00	278,471.00	-278,471.00
361101	Investment Pool Earnings	0.00	0.00	358,345.80	-358,345.80
366020	Contributions From Private Sources	0.00	87,504.00	2,879,736.00	-2,792,232.00
369400	Contribution-Loss Deductible	0.00	0.00	16,816.80	-16,816.80
389010	Transfer From Fund Balance	0.00	0.00	3,298,969.79	-3,298,969.79
512010	Permanent and Probationary Salaries	0.00	50,028.31	1,268.02	48,760.29
515100	Lump Sum Payment - Not Pensionable	0.00	5,000.00	5,000.00	0.00
521020	Medicare Tax	0.00	712.70	16.97	695.73
522070	Disability Trust Fund-ER	0.00	150.17	3.81	146.36
522130	GEPP Defined Contribution DC-ER	0.00	5,853.32	148.36	5,704.96
523010	Group Dental Plan	0.00	135.00	0.00	135.00
523030	Group Life Insurance	0.00	70.38	0.00	70.38
523040	Group Hospitalization Insurance	0.00	7,889.58	0.00	7,889.58
524001	City Employees Worker's Compensation	0.00	2,576.25	0.00	2,576.25
545020	General Liability Insurance	0.00	240.03	0.00	240.03
549006	Trust Fund Authorized Expenditures	0.00	23,794,615.76	21,017,001.47	2,777,614.29
549032	Clothing, Clean, Shoe Transfer Allow	0.00	140.00	0.00	140.00
					2,843,972.87
Total for Fund 15304		0.00	80,720,435.71	80,720,435.71	-3,900,862.52

Trial Balance Report

Ledger

COJ PL - Modified Accrual

Fund

15305 Tree Mitigation & Related Expense

Account	Description	Beginning Balance (USD)	Debits (USD)	Credits (USD)	Ending Balance (USD)
104001	Equity in Pooled	7,794,717.29	149,931.03	0.00	7,944,648.32
104201	Cash - JP	0.00	0.00	1,785.00	-1,785.00
104206	Cash - JP General	0.00	668,161.00	0.00	668,161.00
104299	Bank Clearing	0.00	1,785.00	1,785.00	0.00
201101	Vouchers Payable	0.00	1,785.00	1,785.00	0.00
284101	Fund Balance -	-7,794,717.29	0.00	0.00	-7,794,717.29
343750	Tree Mitigation	0.00	1,785.00	711,116.00	-709,331.00
361101	Investment Pool	0.00	0.00	106,976.03	-106,976.03
Total for Fund 15305		0.00	823,447.03	823,447.03	0.00

End of Report

Jun-23

Review Budgetary Control Balances

Done

Control Budget

Saved Search

Search

Amount Type

* Budget Period

Funds Available

Currency

* Fund

* Center

* Account

* Project

* Activity

* Interfund

* Future

Search Reset Save

Budget Balances

View Detach Wrap Transfer Budget

Fund	Center	Account	Project	Activity	Interfund	Year to Date Period	Initial Budget	Budget Adjustments	Total Budget	Commitments	Obligations	Expenditures	Total Consumption	Funds Available Amount
15304	151004	549006	000000	00000000	00000	Jun-23	0.00	0.00	0.00	0.00	0.00	0.00	0.00	0.00
15304	151004	549006	000000	00000189	00000	Jun-23	0.00	0.00	0.00	0.00	0.00	0.00	0.00	0.00
15304	151004	549006	000000	00000275	00000	Jun-23	0.00	0.00	0.00	0.00	0.00	0.00	0.00	0.00
15304	151004	549006	000000	00000378	00000	Jun-23	0.00	4,537,334.51	4,537,334.51	0.00	2,367,053.76	-126,291.81	2,240,761.95	2,296,572.56
15304	151004	549006	000000	00000429	00000	Jun-23	0.00	0.00	0.00	0.00	0.00	0.00	0.00	0.00
15304	151004	549006	000000	00000541	00000	Jun-23	0.00	18,592.90	18,592.90	0.00	0.00	8,309.90	8,309.90	10,283.00
15304	151004	549006	000000	00000651	00000	Jun-23	0.00	0.00	0.00	0.00	0.00	0.00	0.00	0.00
15304	151004	549006	000000	00000744	00000	Jun-23	0.00	0.00	0.00	0.00	0.00	0.00	0.00	0.00
15304	151004	549006	000000	00001035	00000	Jun-23	0.00	0.00	0.00	0.00	0.00	0.00	0.00	0.00
15304	151004	549006	000000	00001036	00000	Jun-23	0.00	0.00	0.00	0.00	0.00	0.00	0.00	0.00
15304	151004	549006	000000	00001315	00000	Jun-23	0.00	10,923,410.87	10,923,410.87	0.00	1,976,243.65	2,652,613.85	4,628,857.50	6,294,553.37
15304	151004	549006	000000	00001316	00000	Jun-23	0.00	153,794.99	153,794.99	0.00	101.25	13,455.12	13,556.37	140,238.62
Total							520,768.00	20,625,666.60	21,146,434.60	0.00	5,147,795.41	3,351,923.54	8,499,718.95	12,646,715.65

	23-Jun		23-May		MoM
					Variance
Total Budget	21,146,434.60	21,146,434.60	-		
Encumbrance	5,147,795.41	4,875,523.82	272,271.59		
Available	12,646,715.65	13,660,765.48	(1,014,049.83)		

City of Jacksonville
Tree Commission
Activity/Project Status as of Jun-23

		Budget	Obligation	Expenditures	Funds Available
		Jun-23	Jun-23	Jun-23	Jun-23
151004-PWOD Tree Mitigation & Related Expenses - Conservation and Resource Manag	00000189-5Th & Cleveland Ash Site Tree Planting	-	-	-	-
151004-PWOD Tree Mitigation & Related Expenses - Conservation and Resource Manag	00000275-Brown's Dump Ash Site Tree Planting	-	-	-	-
151004-PWOD Tree Mitigation & Related Expenses - Conservation and Resource Manag	00000378-County-Wide Tree Prog-Remove - Replace	4,537,334.51	2,367,053.76	(126,291.81)	2,296,572.56
151004-PWOD Tree Mitigation & Related Expenses - Conservation and Resource Manag	00000429-Duval County School Board Property	-	-	-	-
151004-PWOD Tree Mitigation & Related Expenses - Conservation and Resource Manag	00000541-Hammond Blvd Project	18,592.90	-	8,309.90	10,283.00
151004-PWOD Tree Mitigation & Related Expenses - Conservation and Resource Manag	00000604-Intersec,Bridge,Misc 09-10 Landscaping	-	-	-	-
151004-PWOD Tree Mitigation & Related Expenses - Conservation and Resource Manag	00000651-King St Planting College To Park	-	-	-	-
151004-PWOD Tree Mitigation & Related Expenses - Conservation and Resource Manag	00000744-North Main Street Landscaping	-	-	-	-
151004-PWOD Tree Mitigation & Related Expenses - Conservation and Resource Manag	00000982-Tree Protection & Related Expenses	2,294.73	-	-	2,294.73
151004-PWOD Tree Mitigation & Related Expenses - Conservation and Resource Manag	00001035-Mandarin Road Tree Planting	-	-	-	-
151004-PWOD Tree Mitigation & Related Expenses - Conservation and Resource Manag	00001036-Springfield Preservation Tree Planting	-	-	-	-
151004-PWOD Tree Mitigation & Related Expenses - Conservation and Resource Manag	00001315-Level 2 Tree Planting Program	10,923,410.87	1,976,243.65	2,652,613.85	6,294,553.37
151004-PWOD Tree Mitigation & Related Expenses - Conservation and Resource Manag	00001316-Moncrief Rd Beautification Project	153,794.99	101.25	13,455.12	140,238.62
151004-PWOD Tree Mitigation & Related Expenses - Conservation and Resource Manag	00001345-District 8 Tree Planting	-	-	-	-
151004-PWOD Tree Mitigation & Related Expenses - Conservation and Resource Manag	00001606-Sulzbacher Village Level 3 Tree Planting	2,077.50	2,077.50	-	-
151004-PWOD Tree Mitigation & Related Expenses - Conservation and Resource Manag	00001607-Hugenot Park Level 3 Tree Planting	-	-	-	-
151004-PWOD Tree Mitigation & Related Expenses - Conservation and Resource Manag	00001623-Level 3 Tree Planting Program	1,703,053.77	139,184.00	14,619.12	1,549,250.65
		17,340,559.27	4,484,660.16	2,562,706.18	10,293,192.93
151016-PWOD Forrest Street Ash Site Tree Planting - Conservation and Resource Mg	00000000-No Activity	-	-	-	-
	All Activity Values	-	-	-	-
151132-PWOD County-Wide Tree Prog-Active Parks - Conservation and Resource Manag	00000000-No Activity	-	-	-	-
	All Activity Values	-	-	-	-
151135-PWOD County-Wide Tree Prog-Preservation Parks - Conservation and Resource	00000000-No Activity	-	-	-	-
	All Activity Values	-	-	-	-
154006-PWML Tree Maintenance - Other Physical Environment	00000000-No Activity	527,911.21	4,930.45	511,115.30	11,865.46
	All Activity Values	527,911.21	4,930.45	511,115.30	11,865.46
154007-PWML 630-City Tree Planting Prog - Other Physical Environment	00000000-No Activity	3,277,964.12	658,204.80	278,102.06	2,341,657.26
	All Activity Values	3,277,964.12	658,204.80	278,102.06	2,341,657.26
154008-PWML Patton Rd And Beach Blvd Tree Planting - Conservation and Resource M	00000000-No Activity	-	-	-	-
	All Activity Values	-	-	-	-
154009-PWML Zoo Landscaping-Asian Exhibit - Conservation and Resource Management	00000000-No Activity	-	-	-	-
	All Activity Values	-	-	-	-
191015-JXSF Conservation and Resource Management	00000000-No Activity	-	-	-	-
	All Activity Values	-	-	-	-
		21,146,434.60	5,147,795.41	3,351,923.54	12,646,715.65
Better Jacksonville Plan					
153104-PWCP Public Works Capital Projects - Road and Street Facilities	008449-Tree Mitigation Project	1,717,826.00	-	-	1,717,826.00



TREE MITIGATION CITY OF JACKSONVILLE



TREE REMOVAL PERMIT INFORMATION

Click here to search detailed information on Site Clearing and Tree Removal Permits. In reviewing tree removal information on a specific permit, for "B" permits click on the Spec 2 tab; for "L" permits click on the Tree Mitigation tab.



TREE FUND CITY PLANTING PROJECTS

Click here to search detailed information about City Tree Fund Planting Projects.



AVAILABLE FOR APPROPRIATION

15F (Ordinance): \$5,030,468.08
15N (Charter): \$8,491,783.29
Better Jacksonville Plan - Tree Mitigation Project: \$1,717,826.00
Total: \$15,240,077.37



FILE AN ISSUE

Click here to report site clearing or tree removal without a permit, or to request tree maintenance on public property. In the CARE System, select "Tree Remove or Landscape Violation" from the dropdown.

Disclaimer: The AVAILABLE FOR APPROPRIATION information shown on this page is updated nightly from the City's financial records, but does not include any pending appropriations, or other financial transactions of the funds which have not been completed.



If you experience difficulty viewing or accessing the documents provided on this site, or navigating this application's table features, using any assistive technology please contact the Disabled Services Division at 904-630-4940 or 904-630-4933 (TTY) to request an accommodation.

© 2023 - Official City of Jacksonville and Duval County Government Website, All Rights Reserved.

Version: 1.0.0.6

**City of Jacksonville
Tree Commission
Financials Combined
Balance Sheet
May 31, 2023**

Cash	34,589,251.88	
-------------	---------------	--

Accounts Payable	(156,377.91)	
-------------------------	--------------	--

Fund Balance

Beginning Fund Balance	30,070,515.04	
YTD Gain\Loss	4,362,358.93	
Adjusted Fund Balance	34,432,873.97	

Available Balance Calculation

Cash	34,589,251.88	Bank Funds
Less:		
AP	156,377.91	Accounts Payable
Funds Available	13,660,765.48	Appropriated Funds by City Council
Encumbrances (Open POs)	4,875,523.82	Appropriated and Allocated
Sub-Total Adjustments	18,692,667.21	

Unappropriated/Unallocated	15,896,584.67	
-----------------------------------	----------------------	--

Appropriated/Unallocated *	1,717,826.00	Better Jacksonville Plan **
-----------------------------------	---------------------	-----------------------------

Total Unallocated Funds	17,614,410.67	
--------------------------------	----------------------	--

* Better Jacksonville Funds are not in Ordinance or Charter Funds. Therefore, the Tree Commission cannot re-appropriate those funds.

** Better Jacksonville dollars are budgeted to See Activities/Projects Sheet

City of Jacksonville
Tree Commission
Financials Combined
Statement of Activity
May 31, 2023

	Actuals		Budget
	31-May	YTD	
Revenues			
Ordinance appropriation			520,768.00
Tree Mitigation Funds - Article 25	319,622.00	892,582.00	
Investment Pool Earnings	86,001.49	354,323.84	
Contributions From Private Sources	362,413.26	2,411,109.00	
Contribution-Loss Deductible	-	15,519.60	
Transfer from fund balance	-	3,298,969.79	
Total	768,036.75	6,972,504.23	520,768.00
Expenses			
Summarized expenses	320,126.16	2,610,145.30 *	21,146,434.60
Net	447,910.59	4,362,358.93	(20,625,666.60)

* Budget is comprised of current year budget and prior year carry forward.

City of Jacksonville
Tree Commission
Ordinance - 15304 - Tree Protection & Related Expenditures
Balance Sheet
May 31, 2023

<u>Equity in Pooled Cash</u>	26,098,998.59
------------------------------	---------------

<u>Accounts Payable</u>	(156,377.91)
-------------------------	--------------

<u>Fund Balance</u>	
Beginning Fund Balance	22,275,797.75
YTD Gain\Loss	<u>3,666,822.93</u>
Adjusted Fund Balance	<u>25,942,620.68</u>

<u>Available Balance Calculation</u>	
Cash	26,098,998.59
Less:	
AP	156,377.91
Funds Available(Budget)	13,660,765.48
Encumbrances (Open POs)	<u>4,875,523.82</u>
Sub-Total Adjustments	<u>18,692,667.21</u>

Unappropriated/Unallocated	<u><u>7,406,331.38</u></u>
-----------------------------------	----------------------------

City of Jacksonville
Tree Commission
Ordinance - 15304 - Tree Protection & Related Expenditures
Statement of Activity
May 31, 2023

	<u>31-May</u>	<u>YTD</u>	<u>Budget</u>
Revenues			
Ordinance appropriation			520,768.00
Tree Mitigation Funds - Article 25	87,600.00	278,471.00	
Investment Pool Earnings	66,212.23	272,898.84	
Contributions From Private Sources			
	342,624.00	2,411,109.00	
Contribution-Loss Deductible	2,917.20	15,519.60	
Transfer from fund balance	-	3,298,969.79	
Total Revenue	<u>499,353.43</u>	<u>6,276,968.23</u>	<u>520,768.00</u>
Expenses			
Expenses *	320,126.16	2,610,145.30	21,146,434.60
Net	<u>179,227.27</u>	<u>3,666,822.93</u>	<u>(20,625,666.60)</u>

* Budget is comprised of current year budget and prior year carry forward.

City of Jacksonville
Tree Commission
Charter - 15305- Tree Mitigation & Related Expenditures
Balance Sheet
May 31, 2023

<u>Equity in Pooled Cash</u>	8,490,253.29
-------------------------------------	--------------

<u>Accounts Payable</u>	0
--------------------------------	---

<u>Fund Balance</u>	
Beginning Fund Balance 10/1/22	7,794,717.29
YTD Gain\Loss	<u>695,536.00</u>
Adjusted Fund Balance	<u><u>8,490,253.29</u></u>

Available Balance Calculation	
Cash	8,490,253.29
Less:	
AP	
Funds Available	
Encumbrances (Open POs)	<u>-</u>
Sub-total	<u><u>-</u></u>

Unappropriated/Unallocated	<u><u>8,490,253.29</u></u>
-----------------------------------	----------------------------

City of Jacksonville
Tree Commission
Charter - 15305- Tree Mitigation & Related Expenditures
Statement of Activity
May 31, 2023

	<u>Actuals</u>		<u>Budget</u>
	<u>31-May</u>	<u>YTD</u>	
Revenues			-
Tree Mitigation Funds - Article 25	232,022.00	614,111.00	
Investment Pool Earnings	19,789.26	81,425.00	
	<u>251,811.26</u>	<u>695,536.00</u>	
Expenses			-
	-	-	
Net	<u>251,811.26</u>	<u>695,536.00</u>	<u>-</u>

Trial Balance Report

Ledger

COJ PL - Modified Accrual

Fund

15304 Tree Protection & Related Expenditures

Account	Description	Beginning Balance (USD)	Debits (USD)	Credits (USD)	Ending Balance (USD)
104001	Equity in Pooled	26,546,734.92	896,966.40	583,613.27	26,860,088.05
104201	Cash - JP	0.00	0.00	93,354.00	-93,354.00
104206	Cash - JP General	0.00	4,101,540.39	4,288,356.34	-186,815.95
104299	Bank Clearing	0.00	4,371,449.81	4,433,408.21	-61,958.40
104998	Zero Invoice	0.00	0.00	2,077.50	-2,077.50
104999	Cash Clearing	-459,333.61	42,450.00	0.00	-416,883.61
201101	Vouchers Payable	-429,154.56	38,642,999.00	38,370,222.35	-156,377.91
202137	Accounts Payable -	-82,042.05	82,042.05	0.00	0.00
216101	Accrued Payroll	-1,437.16	1,437.16	0.00	0.00
243101	Fund Balance -	0.00	83,501.32	83,501.32	0.00
284101	Fund Balance -	-25,574,767.54	3,298,969.79	0.00	-22,275,797.75
					-3,666,822.93
					-25,942,620.68
343750	Tree Mitigation	0.00	0.00	278,471.00	-278,471.00
361101	Investment Pool	0.00	0.00	272,898.84	-272,898.84
366020	Contributions From	0.00	87,504.00	2,498,613.00	-2,411,109.00
369400	Contribution-Loss	0.00	0.00	15,519.60	-15,519.60
389010	Transfer From	0.00	0.00	3,298,969.79	-3,298,969.79
512010	Permanent and	0.00	44,751.39	1,268.02	43,483.37
515100	Lump Sum	0.00	5,000.00	5,000.00	0.00
521020	Medicare Tax	0.00	641.85	16.97	624.88
522070	Disability Trust	0.00	134.33	3.81	130.52
522130	GEPP Defined	0.00	5,235.92	148.36	5,087.56
523010	Group Dental Plan	0.00	120.00	0.00	120.00
523030	Group Life	0.00	62.10	0.00	62.10
523040	Group	0.00	7,012.96	0.00	7,012.96
524001	City Employees	0.00	2,290.00	0.00	2,290.00
545020	General Liability	0.00	213.36	0.00	213.36
549006	Trust Fund	0.00	22,309,939.65	19,758,959.10	2,550,980.55
549032	Clothing, Clean,	0.00	140.00	0.00	140.00
Total for Fund 15304		0.00	73,984,401.48	73,984,401.48	-3,666,822.93

Trial Balance Report

Ledger

COJ PL - Modified Accrual

Fund

15305 Tree Mitigation & Related Expense

Account	Description	Beginning Balance (USD)	Debits (USD)	Credits (USD)	Ending Balance (USD)
104001	Equity in Pooled	7,794,717.29	118,770.00	0.00	7,913,487.29
104201	Cash - JP	0.00	0.00	1,785.00	-1,785.00
104206	Cash - JP General	0.00	578,551.00	0.00	578,551.00
104299	Bank Clearing	0.00	1,785.00	1,785.00	0.00
201101	Vouchers Payable	0.00	1,785.00	1,785.00	0.00
284101	Fund Balance -	-7,794,717.29	0.00	0.00	-7,794,717.29
					-695,536.00
					-8,490,253.29
343750	Tree Mitigation	0.00	1,785.00	615,896.00	-614,111.00
361101	Investment Pool	0.00	0.00	81,425.00	-81,425.00
Total for Fund 15305		0.00	702,676.00	702,676.00	-695,536.00

End of Report

Review Budgetary Control Balances

Done

Control Budget COJ Detail Budget

Saved Search

Search

Amount Type Period to date
 * From Budget Period Oct-22
 * To Budget Period May-23
 Funds Available All amounts

Currency USD
 * Fund 15304
 * Center All Center Values
 * Account 500000

* Project All Project Values
 * Activity All Activity Values
 * Interfund All Interfund Values
 * Future All Future Values

Search Reset Save

Budget Balances

View Transfer Budget 0

Fund	Center	Account	Project	Activity	Interfund	Budget Period	Initial Budget	Budget Adjustments	Total Budget	Commitments	Obligations	Expenditures	Total Consumption	Funds Available Amount
15304	151004	549006	000000	00000189	00000	Oct-22	0.00	6,593.80	6,593.80	0.00	0.00	0.00	0.00	6,593.80
15304	151004	549006	000000	00000275	00000	Oct-22	0.00	884.25	884.25	0.00	0.00	0.00	0.00	884.25
15304	151004	549006	000000	00000378	00000	Oct-22	0.00	589,171.26	589,171.26	0.00	185,341.19	83,066.02	268,407.21	320,764.05
15304	151004	549006	000000	00000429	00000	Oct-22	0.00	92,243.50	92,243.50	0.00	0.00	0.00	0.00	92,243.50
15304	151004	549006	000000	00000541	00000	Oct-22	0.00	18,592.90	18,592.90	0.00	8,309.90	0.00	8,309.90	10,283.00
15304	151004	549006	000000	00000651	00000	Oct-22	0.00	8,724.53	8,724.53	0.00	0.00	0.00	0.00	8,724.53
15304	151004	549006	000000	00000744	00000	Oct-22	0.00	9,155.68	9,155.68	0.00	0.00	0.00	0.00	9,155.68
15304	151004	549006	000000	00001035	00000	Oct-22	0.00	74,601.00	74,601.00	0.00	0.00	0.00	0.00	74,601.00
15304	151004	549006	000000	00001036	00000	Oct-22	0.00	211,446.84	211,446.84	0.00	0.00	0.00	0.00	211,446.84
15304	151004	549006	000000	00001315	00000	Oct-22	0.00	10,941,577.32	10,941,577.32	0.00	1,481,709.37	88,346.28	1,570,055.65	9,371,521.67
15304	151004	549006	000000	00001316	00000	Oct-22	0.00	153,794.99	153,794.99	0.00	13,556.37	0.00	13,556.37	140,238.62
15304	151004	549006	000000	00001606	00000	Oct-22	0.00	12,837.40	12,837.40	0.00	4,155.00	-2,077.50	2,077.50	10,759.90
Total							520,768.00	20,625,666.60	21,146,434.60	0.00	4,875,523.82	2,610,145.30	7,485,669.12	13,660,765.48

Total Budget	21,146,434.60	23,736,344.90	2,589,910.30
Encumbrance	4,875,523.82	4,127,123.93	
Available	13,660,765.48	17,284,124.42	

City of Jacksonville
Tree Commission
Activity/Project Status as of May-23

		Budget	Obligation	Expenditures	Funds Available
		May-23	May-23	May-23	May-23
151004-PWOD Tree Mitigation & Related Expenses - Conservation and Resource Manag	00000189-5Th & Cleveland Ash Site Tree Planting	-	-	-	-
151004-PWOD Tree Mitigation & Related Expenses - Conservation and Resource Manag	00000275-Brown's Dump Ash Site Tree Planting	-	-	-	-
151004-PWOD Tree Mitigation & Related Expenses - Conservation and Resource Manag	00000378-County-Wide Tree Prog-Remove - Replace	4,537,334.51	1,381,559.02	(140,797.07)	3,296,572.56
151004-PWOD Tree Mitigation & Related Expenses - Conservation and Resource Manag	00000429-Duval County School Board Property	-	-	-	-
151004-PWOD Tree Mitigation & Related Expenses - Conservation and Resource Manag	00000541-Hammond Blvd Project	18,592.90	-	8,309.90	10,283.00
151004-PWOD Tree Mitigation & Related Expenses - Conservation and Resource Manag	00000604-Intersec,Bridge,Misc 09-10 Landscaping	-	-	-	-
151004-PWOD Tree Mitigation & Related Expenses - Conservation and Resource Manag	00000651-King St Planting College To Park	-	-	-	-
151004-PWOD Tree Mitigation & Related Expenses - Conservation and Resource Manag	00000744-North Main Street Landscaping	-	-	-	-
151004-PWOD Tree Mitigation & Related Expenses - Conservation and Resource Manag	00000982-Tree Protection & Related Expenses	2,294.73	-	-	2,294.73
151004-PWOD Tree Mitigation & Related Expenses - Conservation and Resource Manag	00001035-Mandarin Road Tree Planting	-	-	-	-
151004-PWOD Tree Mitigation & Related Expenses - Conservation and Resource Manag	00001036-Springfield Preservation Tree Planting	-	-	-	-
151004-PWOD Tree Mitigation & Related Expenses - Conservation and Resource Manag	00001315-Level 2 Tree Planting Program	10,923,410.87	2,671,579.12	1,950,422.38	6,301,409.37
151004-PWOD Tree Mitigation & Related Expenses - Conservation and Resource Manag	00001316-Moncrief Rd Beautification Project	153,794.99	101.25	13,455.12	140,238.62
151004-PWOD Tree Mitigation & Related Expenses - Conservation and Resource Manag	00001345-District 8 Tree Planting	-	-	-	-
151004-PWOD Tree Mitigation & Related Expenses - Conservation and Resource Manag	00001606-Sulzbacher Village Level 3 Tree Planting	2,077.50	2,077.50	-	-
151004-PWOD Tree Mitigation & Related Expenses - Conservation and Resource Manag	00001607-Hugenot Park Level 3 Tree Planting	-	-	-	-
151004-PWOD Tree Mitigation & Related Expenses - Conservation and Resource Manag	00001623-Level 3 Tree Planting Program	1,703,053.77	139,184.00	14,619.12	1,549,250.65
		17,340,559.27	4,194,500.89	1,846,009.45	11,300,048.93
151016-PWOD Forrest Street Ash Site Tree Planting - Conservation and Resource Mg	00000000-No Activity	-	-	-	-
	All Activity Values	-	-	-	-
151132-PWOD County-Wide Tree Prog-Active Parks - Conservation and Resource Manag	00000000-No Activity	-	-	-	-
	All Activity Values	-	-	-	-
151135-PWOD County-Wide Tree Prog-Preservation Parks - Conservation and Resource	00000000-No Activity	-	-	-	-
	All Activity Values	-	-	-	-
154006-PWML Tree Maintenance - Other Physical Environment	00000000-No Activity	527,911.21	4,930.45	503,921.47	19,059.29
	All Activity Values	527,911.21	4,930.45	503,921.47	19,059.29
154007-PWML 630-City Tree Planting Prog - Other Physical Environment	00000000-No Activity	3,277,964.12	676,092.48	260,214.38	2,341,657.26
	All Activity Values	3,277,964.12	676,092.48	260,214.38	2,341,657.26
154008-PWML Patton Rd And Beach Blvd Tree Planting - Conservation and Resource M	00000000-No Activity	-	-	-	-
	All Activity Values	-	-	-	-
154009-PWML Zoo Landscaping-Asian Exhibit - Conservation and Resource Management	00000000-No Activity	-	-	-	-
	All Activity Values	-	-	-	-
191015-JXSF Conservation and Resource Management	00000000-No Activity	-	-	-	-
	All Activity Values	-	-	-	-
		21,146,434.60	4,875,523.82	2,610,145.30	13,660,765.48
Better Jacksonville Plan					
153104-PWCP Public Works Capital Projects - Road and Street Facilities	008449-Tree Mitigation Project	1,717,826.00	-	-	1,717,826.00

Jacksonville Tree Commission
Urban Forest Master Plan Committee Minutes

Thursday, May 18, 2023, 9:30AM

For Approval July 19, 2023

Ed Ball Bldg., 10th Floor, Conference Room 5

Attendees:

Susan Fraser, Tree Commissioner
Jonathan Colburn, Urban Forestry Manager
Justin Gearhart, City Arborist
Nancy Powell, Scenic Jacksonville
Kathleen McGovern, Parks Dept.
Scott Sauder, JEA
Fred Pope, Scene Jacksonville

- 1. Call to Order – Ms. Fraser**
- 2. Roll Call – Ms. Fraser**
- 3. Introductions For New Urban Forestry Manager – All Attendees**
 - a. Summary of previous meetings
 - b. Each person's background.
 - c. Common issues each attendee believes are relevant to the city and urban forest planning.
 - i. Ms. Powell- a lot of data but no analysis is a problem the city faces. Additionally, would like to see goal setting as an aspect of tree planning.
 - ii. Ms. McGovern- doesn't see why there is a rush to spend all the money if trees are actively being planted. Ms. Powell responded with potential legal issues of not spending more money and that trees are constantly being taken down.
 - iii. Mr. Souder- Jacksonville does a good job regarding the right tree for the right place.
 - iv. Ms. Fraser- there needs to be a look at the efficiency/effectiveness of our current tree planting programs.

- d. Mr. Colburn- What are Jacksonville's best and worst qualities?
 - i. Ms. Fraser- Jacksonville could do better in equity.
 - ii. Mr. Souder- Florida has more property rights than some other states, and it's a balance.
 - iii. Ms. Fraser and Mr. Souder- Insurance is telling people to remove trees.
 - iv. Ms. Fraser- Lack of permitting or enforcement for tree removals is an issue in the city.
 - v. Mr. Pope- Uneven canopy and clear-cutting large properties is an ongoing issue. Additionally, while wetlands are preserved, uplands are not.
 - vi. Ms. Powell- We have funding but no plan.
 - 1. Mr. Pope-Politics are a hinderance, red tape.
 - 2. Ms. Powell- We need a champion.
 - 3. Mr. Pope- Limited staff is a hinderance.
 - 4. Ms. Powell- Parks are a major asset.
- e. Mr. Colburn- What are your impressions of a 20-year goal? What would you like to see?
 - i. Mr. Pope- Good regulations that are enforced.
 - ii. Ms. Powell- Walkability, shaded sidewalks that add to the quality of life.
 - 1. Mr. Colburn- Walkability is achievable.
 - iii. Mr. Pope- The core is denser with trees that people realize, we need to consider perspective.
 - iv. Ms. Powell- FDOT is absent from all of the planning.
- f. Ms. Fraser- What do we need to get a rough draft of scope of work done?
 - i. Mr. Colburn- We need a champion.
 - 1. Ms. Powell- Ron Salem
 - ii. Ms. Fraser- We need consensus, then decide how to get money.
 - iii. Mr. Pope- We need a whitepaper to present, covers why the Master Plan is needed.
 - iv. Ms. Fraser- Focus on existing data, what conclusions can we do without more data. Do these conclusions create a problem statement?

- v. Ms. Powell- Need ambitious goals.
- vi. Mr. Colburn- Community engagement is key.
- vii. Ms. Powell- Check the resiliency report.
- viii. Ms. Fraser- To conclude we need staff to write a two-page whitepaper stating what we have done so far, our problem, and how a master plan would help. Staff agreed that they will do so.

4. Adjourned. The next meeting will held Thursday, June 15th at 9:30am or to be announced at a different time if the scope of work will be need more time. This will be an in-person meeting in Ed Ball Building, 10th Floor, Public Works Office, conference room 5.

DRAFT



ONE CITY. ONE JACKSONVILLE

Westside Parks – Level 2 Tree Planting



Level 2 Tree Planting Project designated for twenty City of Jacksonville Parks in the westside of the city that have undergone improvements, have upcoming improvements scheduled, and were identified as potential planting areas. Proposed trees are focused on native, large canopy trees to provide shade and environmental value to the site. Trees may be utilized in some cases to help define the perimeter boundaries of the park and to enhance and/or direct flow through the park space. Proposed trees will complement the sites both aesthetically and environmentally as well as provide shade to playground equipment and amenities. The trees will include one-year warranty/maintenance.

- **Mallison Park** – 3151 Lenox Ave.
- **Hammond Park** – 2141 Melson Ave
- **Wigmore Park** – 1805 Wigmore St.
- **Concord Park** – 7932 Concord Circle
- **Carvill Park** – 1302 Carvill Ave.
- **Beverly Hills Park** – 4511 Portsmouth Ave.

- **Charles Boobie Clark Park** – 8793 Sibbald Rd.
- **J. Gardner ‘Nip’ Sams Park** – 6602 Richardson Rd.
- **Ryder Park** – 2332 Automobile Dr.
- **Cisco Gardens Park** – 4238 Jones Rd.
- **Thomas Jefferson Park** – 320 Jackson Av.
- **Wiley Road Park** – 6750 Wiley Rd.
- **John D. Liverman Park** – 6680 Grace Ln.
- **Lem Merrett** – 845 Ellis Rd. S.
- **Ringhaver Park** – 5198 118th St.
- **McGirts Creek Community Center/Lew Brantley Park** – 8435 118th St.
- **Dinsmore Community Center and Park** – 7330 Civic Club Rd.
- **Wheat Road Park** – 7708 Wheat Rd.
- **May Mann Jennings Park** – 628 Winona Dr.
- **Yancy Park** – 3352 Soutel Dr.

WESTSIDE PARKS TREE PLANTING - LEVEL 2

Cost Estimate - 1-Year Maintenance/Warranty

No.	Description	Unit	Quantity	Unit Price	Extended Price
1	<i>Quercus virginiana</i> Live Oak 4" Cal., 14' Ht., 8' Spd., 100 G or 40" B&B	EA	69	\$1,700.00	\$117,300.00
2	<i>Quercus nutallii</i> Nutall Oak 4" Cal., 14' Ht., 4' Spd., 100 G or 40" B&B	EA	84	\$1,800.00	\$151,200.00
3	<i>Ulmus alata</i> Winged Elm 4" Cal., 14' Ht., 4' Spd., 100 G or 40" B&B	EA	28	\$1,750.00	\$49,000.00
4	<i>Platanus sp.</i> American Sycamore 4" Cal., 14' Ht., 8' Spd., 100 G or 40" B&B	EA	11	\$1,400.00	\$15,400.00
5	<i>Taxodium distichum</i> Bald Cypress 4" Cal., 14' Ht., 8' Spd., 100 G or 40" B&B	EA	36	\$1,500.00	\$54,000.00
6	<i>Liquidamber styraciflua</i> Sweetgum 4" Cal., 14' Ht., 4' Spd., 100 G or 40" B&B	EA	9	\$1,300.00	\$11,700.00
7	<i>Sabal palmetto</i> Sabal Palm 12" Cal. 16' Ht.	EA	5	\$800.00	\$4,000.00
		TOTAL	242		\$ 402,600.00

LEVEL 2 COMMUNITY ORGANIZATION TREE PLANTING PROGRAM

The form below provides individual citizens and organizations with the opportunity to suggest a location for a tree planting project within Duval County that proposes to use funds from the City of Jacksonville Tree Protection and Related expenses Trust Fund. If a citizen or organization is interested in suggesting a planting location for the City to implement, then this form should be used.

Requirements to utilize this Program:

1. The location of the proposed planting must be:
 - a. In Duval County; and
 - b. On public property, such as a road right-of-way; a local, state or national park; Duval County School Board property, etc.

The following information must be provided:

1. Name/Title of Project: **Westside Parks Project**
2. Legal Name of Organization/Citizen Making Suggestion: **COJ Parks – Daryl Joseph**
3. Organization or Citizen Mailing Address: **214 N. Hogan St.**
4. Contact Phone Number: **904-255-7906** Email: **kmcgovern@coj.net**
5. Location/Address of Planting Project: **COJ Westside Parks and Community Centers**
6. Has project information been shared with the Council Member of the district? **Yes**
7. Rationale for Project (include information about the public benefit of the project):

The Westside Parks Project is a green infrastructure project to enhance nature for social, economic and environmental health. The parks are located on the west side of Jacksonville. Studies have shown that increases in urban green space improve mental health of nearby residents and decrease crime. This request is for trees to be installed within the park spaces to increase usability of the park and for residents to take pride in their surroundings.

8. Description of project: **Installation of large canopy trees within COJ public parks and community center spaces to increase urban tree cover and improved overall tree canopy and health.**

Level 2 - Community Organization Tree Planting Program Staff Checklist

Total number of trees to be installed 242

Project is to be planted on Public Land

Project Title:


Total number of trees to be removed 0

Project is located in Duval County

WESTSIDE PARKS

Activity	Complete
1 The species of trees are appropriately located.	✓
2 The number and placement of trees is appropriate.	✓
3 Trees being planted are approved pursuant to the 'Tree Commission Approved Tree Planting List.'	✓
4 Shade Trees are preferred; if non-shade trees are proposed, the use is appropriated/acceptable.	✓
5 Less than 25% of the total species of trees being planted are palms.	✓
6 The planting will not interfere with utilities or sight line requirements. <i>Will be working w Parks maintenance to coordinate</i>	✓
7 The project does not include incidental landscaping. If so, the applicant must justify the reason for its inclusion.	✓
8 Construction required? Yes <input type="checkbox"/> No <input checked="" type="checkbox"/> If yes, are costs reasonable?	✓
9 Irrigation installed? Yes <input type="checkbox"/> No <input checked="" type="checkbox"/> If yes, are costs reasonable?	✓
10 The cost of the species of trees selected do not outweigh the benefits of the trees.	✓
11 Low maintenance plants are utilized.	✓
12 Location of plant material and irrigation (if applicable) has minimum adverse impact over time on infrastructure such as walks and roads.	✓

May Mann Jennings Park - 628 Winona Dr.



Wheat Park - 7708 Wheat Rd.

Wheat Rd

Nuttall Oak
Nuttall Oak
Nuttall Oak
Nuttall Oak


Nuttall Oak

Live oak

Live oak
Live oak

Google 100 ft

Map data © 2023 Imagery © 2023 Maxar Technologies, U.S. Geological Survey



Dinsmore Community Center and Park - 7330 Civic Club Rd




McGirts Creek Regional Park - 5198 118th St. Sht. 1




200 ft
Google

Map data ©2023 Imagery ©2023 Maxar Technologies, U.S. Geological Survey

McGirts Creek Regional Park - 5198 118th St. Sht. 2



Ringhaver Park - 5198 118th St.




Satellite imagery does not cover current status - playground undergoing renovations

Lem Merrett Park - 845 Ellis Rd. S.



Google 100 ft

John D. Liverman Park - Granville Pl. Sheet 1



Google 200 ft

Map data ©2023 Imagery ©2023 CNES / Airbus, Maxar Technologies, U.S. Geological Survey, USDA/FPA/C/GEO

John D. Liverman Park - Granville Pl. Sheet 2



Wiley Road Park - 6750 Wiley Rd.

Wiley Rd

Wiley Road Playground



Winged elm

Google 50 ft

Map data ©2023



Thomas Jefferson Park - 320 Jackson Av.



Map data ©2023 Imagery ©2023 Maxar Technologies, U.S. Geological Survey, USDA/FIA/Geo

Cisco Gardens Park - 4238 Jones Rd.



Jones Rd

Cisco Gardens

Sweetgum

Sweetgum

Winged elm

Winged elm

Winged elm

Winged elm

100 ft
Google

Map data © 2023 Imagery © 2023 Maxar Technologies, U.S. Geological Survey

Ryder Park - 2332 Automobile Dr



J. Gardner Park - 6602 Richardson Rd.




200 ft
Google

Map data ©2023 Imagery ©2023 Maxar Technologies, U.S. Geological Survey, USDA, FPAC/GEO

Charles Boobie Clark Park - 8793 Sibbald Rd..




Beverly Hills Park - 4511 Portsmouth Ave.




Map data ©2023 Imagery ©2023 Maxar Technologies, U.S. Geological Survey

Carvill Park - 1302 Carvill Ave.



Concord Park - 7932 Concord Circle



Also data ©2023 Imagery ©2023 Maxar Technologies, U.S. Geological Survey

Wigmore Park - 1805 Wigmore St..



Map data © 2022 Imagery © 2022 CNES/Airbus, Maxar Technologies, U.S. Geological Survey

Hammond Park - 2141 Melson Ave.



Map data © 2023 Imagery © 2023 CNES / Airbus, Maxar Technologies, U.S. Geological Survey

Mallison Park - 3151 Lenox Ave.



Tdh2 Learning Center WeeCare

Day Ave

Mallison Park and Center

Lenox Ave

Lenox Ave

100 ft

Google

Map data ©2023 Imagery ©2023 CNES / Airbus, Maxar Technologies, U.S. Geological Survey