

Jacksonville Tree Commission

Wednesday May 18, 2022 – 9:30 AM
Ed Ball Building, 10th Floor, Conference Room 5
and Zoom

Commissioners: Chris Flagg, Chair
Curtis Hart, Vice Chair
Ron Salem
John Pappas
Mike Robinson
Rhodes Robinson
Susan Fraser

Advisors: Susan Grandin
Dalton Smith
Jose Regueiro

Staff: Cindy Chism

AGENDA

Order of Agenda is Subject to Change

- 1. Call to Order - Chair**
- 2. Roll Call and Verification of Quorum – Cindy Chism**
- 3. Submittal of Speaker’s Cards – Chair**
 - a) A raised hand icon as well as waving at the screen will be acknowledged by Chair or Ms. Chism.
 - b) For those attending in person, paper speakers’ cards will be available.
- 4. Reports:**
 - a) Fund balance and encumbrance report for 15(F) (Ordinance Tree Fund), 15(N) (Charter Tree Fund) and BJP (Attachment A) – Jose Regueiro
 - b) Status of Pending Level 2 Tree Projects (Attachment B) – Justin Gearhart
 - c) Fund Status of 630-CITY, Remove & Replace and Level 2 Programs– Dalton Smith
- 5. Action Items:**
 - a) Approval of Minutes from April 12, 2022 workshop – Chair
 - b) Approval of Minutes from April 20, 2022 meeting – Chair
 - c) Approval of Minutes from April 28, 2022 workshop - Chair
 - d) Proposed Level 2 Project(s)
 - i. Deerwood Park Blvd. Tree Planting Project (Attachment C)– Justin Gearhart
 1. Presentation

2. Public Comment

3. Vote

6. Old Business

- a) Level 3 Program Document Revisions (Attachment D) – Susan Grandin/Fred Pope
- b) Update on Proactive/Preventative Tree Maintenance Program – Mr. Smith
- c) Urban Forestry Funding – does the legislation say “Agency?” – Ms. Grandin
- d) Results of Meeting with Council Member regarding Palm Trees – Ms. Grandin
- e) Proposed Plan to Implement Objective 1 (Attachment G) – Susan Fraser

7. New Business

- a)

8. Public Comment

9. Adjournment – the next meeting is Wednesday, June 15th and will be a Hybrid/Zoom meeting in Ed Ball Building, 10th Floor, Public Works Office, conference room 5.

Jacksonville Tree Commission
Wednesday May 18, 2022 – 9:30 AM

Approved June 13, 2022

Via Zoom Platform & In Person

**Commissioners
Present:**

Chris Flagg, Chair
Mike Robinson, Vice Chair
Curtis Hart
CM Ron Salem
John Pappas
Susan Fraser
Rhodes Robinson

Staff: Cindy Chism

Public: Paul Davis, COJ
Kathleen McGovern, COJ
John November, Public Trust
Tracey Arpen, Scenic Jax
Kelly O’Leary, Liberty Landscape
Mike Zaffaroni, Liberty Landscape
Dave McDaniel, COJ
Anna Walling, Kimley-Horn
Kaitlin Heckman, Kimley-Horn
Susan Cavan, Scenic Jax

Advisors:

Susan Grandin, OGC
Dalton Smith, Urban Forestry
Jose Regueiro, Finance
Justin Gearhart, City Arborist

1. **Call to Order** – Chair
2. **Roll Call and Verification of Quorum** – Cindy Chism
3. **Submittal of Speaker’s Cards** – Chair
 - a) A raised hand icon as well as waving at the screen will be acknowledged by Chair or Ms. Chism.
 - b) For those attending in person, paper speakers’ cards are available.
4. **Reports:**
 - a) Fund balance and encumbrance report for 15(F) (Ordinance Tree Fund), 15(N) (Charter Tree Fund) and BJP (Attachment A) – Jose Regueiro
 - i. Mr. Regueiro asked the Commissioners to evaluate the new format for financial reports. Ms. Grandin asked about the names of the funds, 15304 Charter and 15305 Mitigation. The draft is mislabeled, the Charter is 15305 and Mitigation/Ordinance is 15304.
 - ii. Mr. Regueiro told the Commission he was working to close out some of the projects which need to be closed out with the remainder put back into the respective funds.
 - iii. Mr. Hart would like to meet with Ms. Grandin and Mr. Regueiro to discuss the financial reports.
 - b) Status of Pending Tree Projects (Attachment B) – Justin Gearhart
 - i. Ms. Fraser asked if the year the project was done could be added to the table. Mr. Gearhart agreed to do so.
 - c) Fund Status of 630-CITY, Remove & Replace and Level 2 Programs– Dalton Smith
 - i. The remaining funds for Level 2 are \$2,217,700, 630-CITY funds are \$1,058,065 and Remove & Replace funds are \$806,655. There are a lot of Level 2s being planned.

5. Action Items:

- a)** Approval of Minutes from April 12, 2022 workshop – Chair
 - i. Motion to approve made by Mr. Pappas, seconded by Mr. R. Robinson. None opposed.
- b)** Approval of Minutes from April 20, 2022 meeting – Chair
 - i. Motion to approve made by Mr. Pappas, seconded by Mr. R. Robinson. None opposed.
- c)** Approval of Minutes from April 28, 2022 workshop – Chair
 - i. Motion to approve made by Mr. Pappas, seconded by Mr. R. Robinson. None opposed.
- d)** Proposed Level 2 Project(s)
 - i. Deerwood Park Blvd. Tree Planting Project (Attachment C)– Justin Gearhart
 - 1. Presentation – Ms. Fraser asked if in the future a key could be included. Mr. Gearhart agreed and said the red dots are Live Oak, the light blue are Walters Viburnum, the green are Long Leaf Pine and the dark blue are Yaupon Holly.
 - 2. Mr. M. Robinson asked what the warranty period was going to be. Mr. Gearhart replied 2 year warranty.
 - 3. Mr. Flagg asked about sight lines clearance for safety at the intersection. Mr. Gearhart said to ensure there was adequate space for sight lines there are 40 feet between the intersections and the first tree being planted and kept the plant list to plants which were not low growing near the intersections as well.
 - 4. Ms. Fraser asked why Long Leaf Pine was selected. Mr. Gearhart said it is more tolerable to the median conditions there. It is very drought and disease tolerant as well. Sometimes in the medians, especially when clumped together, Slash Pines and Loblolly can pick up diseases. In addition, there are already Long Leaf Pines and Live Oaks on the other side of the road to continue the aesthetic.
 - 5. Public Comment
 - 6. Vote - Motion to approve made by Mr. Hart, seconded by Mr. R. Robinson. None opposed

6. Old Business

- a)** Level 3 Program Document Revisions – Ms. Grandin
 - i. The changes will be discussed at the next meeting. This process isn't typically necessary for a consultant who knows how to do all these things but for the non-profits which don't work in this area all the time, that is why the instructions are so important. So everyone's expectations are managed.
- b)** Update on Proactive/Preventative Tree Maintenance Program – Mr. Smith
 - i. The Specs have been written and given to Mr. Pope for review and then revisions. It should go to Procurement next week for their review. There are some areas already under considerations. The intent is to take pictures of the locations and make a presentation to illustrate what the cost was, what we got for it and before and after. The comparison will be on cost comparing what kind of work they've done and determining what we can get for the price.

- ii. Mr. Pappas added long-term, looking at those corridors over time to see the result from these early efforts. It should be telling.
- c) Urban Forestry Funding – does the legislation say “Agency?” – Ms. Grandin
 - i. Ms. Grandin pointed out that legislation means for the Level 2 Program. CM Salem has agreed to do the legislation for what is needed now, it’s approximately 8 million dollars. The legislation is prepared, and it will be filed this afternoon. The question of the fund is important because referenced in the legislation is 15304. That fund, the Charter Fund is much more restricted than the Ordinance Fund. So directly after the Tree Commission concludes this needs to be resolved.
 - ii. In the title and the appropriation, City Departments was added. Just to make it clear that City Departments can use the Level 2 Program. It may have been assumed before, which makes sense, but now it says: “Level 2 Tree Planting Program provides individual citizens, organizations, City Departments, or Council members with the opportunity to suggest location for tree planting projects on public property.”
 - iii. However, Tree Funds cannot be used to mitigate for trees removed, this is only for extra trees.
- d) Results of Meeting with Council Member regarding Palm Trees – Ms. Grandin
 - i. Though CM Salem wanted this legislation submitted today as well, this turned out to be a heavier lift than the Level 2 Project.
 - ii. Members of the Tree Commission, Planning, and Mowing & Landscape Divisions have been working on revising the Landscape Code to fix, Shade Trees and other things. It’s a huge project. If one thing is changed it dominoes to other things.
 - iii. In the definition’s portions of the Landscape Code, which is part of the Zoning Code, part 12, little letters were inserted in front of the word defined. This got changed to putting the terms in alphabetical order.
 - iv. CM Salem asked if there was anyone else this document should be shared with. Ms. Grandin suggested sharing it with Mr. Pittman, whose letter prompted this change, and Planning and Development. Mr. Flagg suggested getting more done before asking for too many additional opinions.
 - v. Mr. M. Robinson asked on a palm trees, the clear trunk can be manipulated, the boots can be skinned off but a young palm, some can be 12-15 tall and retain all the boots all the way up and so have no clear trunk. How is that measured? Ms. Grandin answered, the boots should be kept on to protect the trees. Perhaps the word “live” should be added before “fronds” in the definition of clear trunk. What Mr. Pittman pointed out is if the palm is not 8 ft of clear trunk, then it doesn’t require mitigation. However, you can move it somewhere else. When measuring for mitigation, e.g., if 21” Maple is cut down then 7” of another type of hardwood must be planted or you pay into the fund. What Mr. Pittman suggested that for the clear trunk height, each foot is equivalent to an inch, e.g., if the trunk is 9 ft clear trunk palm, you must pay for 9 inches or 3 inches. It could be inch per foot or a third.
 - vi. Once place in the code says only palms can be used to replace palms, another place 2 palms can be used for every tree or 4 palms for every shade tree. There are policy questions and items to discuss. Mr. Hart suggested a subcommittee meeting to continue this discussion. Ms. Grandin will schedule it. Ms. Fraser also volunteered.
 - vii. Tracey Arpen pointed out it will be difficult to write a one size fits all definition of clear trunk for palms. A cabbage palm compared to pindot palm, which is difficult to determine how big the trunk is, with the inch for each foot, a palm may be 15 years old but only 12 feet tall.

- viii. Mr. Zaffaroni suggested using the Florida Grades & Standards for the measurement of those trees. Clear trunk is applicable for Date Palms but not commonly used for Washitonian as it's a more difficult measurement. What has happened is Municipal Codes will use one type of measurement, DBH for example, but in the trade, what's used is overall height. Translating those measurements become difficult. There are only 15-18 types of palms which live in this area, it shouldn't be to difficult to generate a list determining which are measured using with which technique.
- e) Proposed Plan to Implement Objective 1 (Attachment G) – Ms. Fraser
- i. The goal for the Commission is to have policy level classifications of projects we can then invite other people to help us facilitate. The decision was made to have a facilitated exercise which helps the Commission decide what those bigger pictures are and determines how best to implement them. The goal for this discussion today is to look at the proposed plan to implement. A resume for a facilitator is being passed out (Attachment H) if there are no objections then should a facilitator be retained.
 - ii. Perhaps at the next meeting, insight from the facilitator maybe, it will take this long to collect the data to support the discussion we want to have, so a workshop date will be set for August or September. This is Step 1, what do we want to accomplish, what insight can we get and what support do we need to decide we can have a productive meeting(s), recommendation for 1 meeting, 2 shorter meetings, those types of things we need to discuss today, and then the next meeting, report on the facilitator's insight and then set a meeting date.
 - iii. Mr. Flagg said it sounds like a strategic planning session. Ms. Fraser agreed. Mr. Flagg continued, it's an excellent idea to have an annual cadence of that. Perhaps every year we have this level of meeting to outline objects, goals, results of the past year, what the issues are. How do we pay for a facilitator, is there funding in place to do that? Mr. Pappas wondered if Tree Funds could be used for this. Ms. Grandin replied not sure, is it part of the design, trying to plant trees in a more efficient effective manner. Mr. Flagg pointed out that is somewhat of a stretch as that is Commission focused, activity driven, result driven and objective driven by this board.
 - iv. Ms. Fraser said the ballpark figure received from the facilitator is \$3000-4000. Mr. Hart suggested finding an outside contributor if it's allowed. Ms. Grandin will determine if it is permitted for an outside sponsor to pay for a facilitator.
 - v. Mr. Flagg added it must be determined what the Commission wants to get out of the meeting. What the objectives of the meeting are, the tasks outside of the meeting, to outline that and then manage them as the year progresses. Ms. Fraser suggested a subcommittee meeting to determine those items. Who would like to be involved in determining all these factors?
 - vi. CM Salem said the Council has a strategic plan by ordinance, passed by Aaron Bowman when he was Chairman. I led it this year as Chairman of the Finance Committee. The plan was given to the administration hopefully to include in the budget process of here are the Council's objectives. Most like the Council would respond favorably for the Tree Commission to have a strategic plan. A \$3000 or \$4000 investment which Mr. Hart could raise for the Commission is a great idea.
 - vii. Ms. Fraser reached out to the Community Foundation, and they responded with a resume for a facilitator (Attachment H). If any of the Commissioners know of any other facilitators, please feel free to give me their information. The Commission needs to decide on a facilitator and ensure the funding can be secured then schedule a meeting with the selected facilitator and any Commissioner's who want to be involved, to determine what is required to hold the Facilitated Session. Depending on that information is when the actual session will be scheduled.

- viii. Mr. Flagg asked how we ensure we can secure the funding. Mr. Pappas suggested asking more than 1 facilitator. Ms. Grandin will investigate if the Tree Fund may be used for this. Mr. Hart will investigate if he can secure funding. Mr. Flagg asked if funding cannot be secured what is Plan B. Mr. Hart replied, assume the funds can be secured. Ms. Fraser suggested prior to the next meeting, if the Commissioner's could send names of Facilitators to add to the list to Ms. Chism.
- ix. Mr. Arpen suggested asking if the Jesse Ball duPont Fund may be willing fund this project. Ms. Grandin pointed out that to vet any facilitator, the City uses a Request for Qualifications (RFQ) to make the choice, not cost. If the funds are not City funds, there is no reason to follow this requirement. Mr. Hart suggested following it anyway just to make sure everything is above board. Mr. Flagg asked if the candidates would be expected to come before the Commission and give a 10 min presentation, at some point. Mr. Pappas suggested asking Procurement what format they think would be appropriate.
- x. A meeting will be scheduled with Ms. Fraser, Mr. R. Robinson, and Mr. M. Robinson. Mr. Flagg said 1) make sure the funding can be secured, 2) a list of facilitators, and 3) then list the objectives and work towards those. Ms. Fraser asked if this session for this year Mr. Flagg was referring to all the objectives or just objective 1. Mr. Flagg replied he would like to see an overview for the year. It's been discussed in the past to develop planting objectives for each district, strategies, internal staff objectives, insight as to where the priorities should be. Perhaps that is too much but if we could have project priorities at least but are there other issues to touch upon if we have a facilitator in place and our board together, that's a powerful bank of knowledge to contribute to next year's objectives. Ms. Fraser suggested that be the first goal once we engage a facilitator, this is a bigger bite than can be done in one session. Maybe that's the first thing brought back to the Commission.

7. New Business - None

8. Public Comment –

a)

- 9. Adjournment** – the next meeting is scheduled for Wednesday, June 22, 2022 at 9:30am and will be a Hybrid/Zoom meeting in Ed Ball Building, 10th Floor, Public Works Office, conference room 5.




TREE FUND CITY PLANTING PROJECTS

Click here to search detailed information about City Tree Fund Planting Projects



TREE REMOVAL PERMIT INFORMATION

Click here to search detailed information on Site Clearing and Tree Removal Permits in reviewing tree removal information on a specific permit, for "B" permits click on the Spec 2 tab, for "L" permits click on the Tree Mitigation tab



FILE AN ISSUE


Click here to report site cleaning or tree removal without a permit, or to request tree maintenance on public property. In the CARE System, select "Tree Remove or Landscape Violation" from the dropdown



AVAILABLE FOR APPROPRIATION

15F (Ordinance) \$15,501,835.09
15M (Charter) \$7,485,185.27
Better Jacksonville Plan - Tree Mitigation Project: \$1,717,826.00
Total: \$24,704,846.36

Disclaimer: The AVAILABLE FOR APPROPRIATION information shown on this page is updated nightly from the City's financial records, but does not include any pending appropriations, or other financial transactions of the funds which have not been completed



If you experience difficulty viewing or accessing the documents provided on this site, or navigating this application table to a page, using any assistive technology please contact the Disabled Services Division at 904-630-4940 or 904-630-4933 (TTY) to request an accommodation.

© 2022 - Official City of Jacksonville and Duval County Government Website, All Rights Reserved. Version: 1.0.0.6

Available Balance, Revenues, and Expenditures by month
5/16/2022

15304-Tree Protection & Related Expenditures

22-May 22-Apr 22-Mar 28-Feb 22-Jan Dec-21 Nov-21

Cash	26,316,785	25,487,263	24,806,218.92	24,637,216	24,637,216	24,280,548	24,332,781
Liabilities		(4,696)	(4,696)				
Budget	(15,933,978)	(15,933,978)	(15,933,978)	(15,933,978)	(15,931,766)	(15,931,766)	(15,931,766)
BUDGET RESERVE	3,701,030	3,701,030	3,701,030	3,701,030	3,701,030.21	3,701,030.21	3,701,030.21
Actual Expenditures	1,444,712.68	1,444,712.68	1,444,364.34	997,179.93	972,784.18	674,537.54	39,053.40
Net Budgeted Expenditures	(10,788,235.55)	(10,788,235.55)	(10,788,583.68)	(11,235,768.09)	(11,257,951.84)	(11,556,198.48)	(12,191,682.67)
Available Balance Total	15,528,549	14,694,331	14,012,939	13,401,448	13,379,264	12,724,350	12,141,099

Revenues	222,996	674,700	458,082	233,496	582,333	62,106	565,566
Expenditures	-	348	447,184	24,396	298,247	635,484	44,353

15305-Tree Mitigation & Related Expense

Cash	7,530,783	7,375,064	7,331,959	7,284,319	7,202,739	7,119,304	7,068,229
Liabilities							
Budget	(45,598)	(45,598)	(45,598)	(45,598)	(45,598)	(45,598)	(45,598)
BUDGET RES.	1	1	1	1	1	1	1
Actual Expenditures	(45,597)	(45,597)	(42,275)	(42,275)	(42,275)	(42,275)	(42,275)
Net Budgeted Expenditures	7,485,186	7,329,467	7,289,684	7,242,044	7,160,464	7,077,029	7,025,954
Available Balance Total							

Revenues	26,320	38,100	47,640	81,580	83,436	51,075	36,822
Expenditures							
Better Jacksonville	1,717,826						
Total	24,731,561						

	<u>Oct-21</u>	<u>Sep-21</u>	<u>Aug-21</u>	<u>Jul-21</u>	<u>Jun-21</u>	<u>May-21</u>	<u>Apr-21</u>
	24,154,812	24,120,871	24,273,314	24,208,120	24,233,628	24,296,712	24,238,457
	(69,370)	289,152	-	(0)	(62,366)	(11,748)	(11,748)
	(15,931,766)	(18,566,131)	(18,566,131)	(18,566,131)	(18,566,131)	(18,566,131)	(18,566,131)
	3,701,030.21	3,701,030.21	3,701,030.21	3,701,030.21	3,701,030.21	3,701,030.21	3,701,030.21
	(5,299.51)	2,589,112.62	1,895,293.08	1,565,222.59	1,303,765.26	1,059,861.07	788,428.29
	(12,236,035.53)	(12,275,988.30)	(12,969,807.84)	(13,299,878.33)	(13,561,335.66)	(13,805,239.85)	(14,076,672.63)
	11,849,407	12,134,034	11,303,506	10,908,241	10,672,292	10,429,106	10,150,036
	241,571	621,825	365,596	246,595	199,131	278,160	489,015
	(5,300)	693,820	330,070	261,457	243,904	271,433	788,428
	7,031,407	6,871,102	6,838,495	6,724,585	6,682,138	6,664,975	6,590,547
	(45,598)	(48,920)	(48,920)	(48,920)	(48,920)	(48,920)	(48,920)
	1	1	1	1	1	1	1
	3,321	3,321	3,321	3,321	-	-	-
	(42,275)	(45,598)	(45,598)	(45,598)	(48,919)	(48,919)	(48,919)
	6,989,132	6,825,504	6,792,897	6,678,987	6,633,219	6,616,056	6,541,628
	67,506	125,405	113,910	45,768	17,163	74,428	57,771
				3,321			

4/19/2022		Center	Activity	Remaining Budget	FY 22 Expenditures	Open Purchase Orders	Remaining Balance
Budget Balance of Appropriated Expenditures							
Center							
151004-PWOD	Tree Mitigation & Related Expenses - Conservation and Resource Manag		00000189-5Th & Cleveland Ash Site Tree Planting	6,593.80	-	6,593.80	-
151004-PWOD	Tree Mitigation & Related Expenses - Conservation and Resource Manag		00000275-Brown's Dump Ash Site Tree Planting	884.25	-	884.25	-
151004-PWOD	Tree Mitigation & Related Expenses - Conservation and Resource Manag		00000378-County-Wide Tree Prog-Right Of Way	2,192,787.27	747,690.20	638,441.27	806,656
151004-PWOD	Tree Mitigation & Related Expenses - Conservation and Resource Manag		00000429-Duval County School Board Property	92,243.50	-	-	92,244
151004-PWOD	Tree Mitigation & Related Expenses - Conservation and Resource Manag		00000541-Hammond Blvd Project	35,140.70	8,237.90	16,619.80	10,283
151004-PWOD	Tree Mitigation & Related Expenses - Conservation and Resource Manag		00000604-Intersec.Bridge Misc 09-10 Landscaping	18,467.68	-	-	18,468
151004-PWOD	Tree Mitigation & Related Expenses - Conservation and Resource Manag		00000651-King St Planting College To Park	8,724.53	-	8,724.53	-
151004-PWOD	Tree Mitigation & Related Expenses - Conservation and Resource Manag		00000744-North Main Street Landscaping	9,155.68	-	-	9,156
151004-PWOD	Tree Mitigation & Related Expenses - Conservation and Resource Manag		00000982-Tree Protection & Related Expenses	1,436,949.08	-	-	1,436,949
151004-PWOD	Tree Mitigation & Related Expenses - Conservation and Resource Manag		00001035-Mandarin Road Tree Planting	74,601.00	-	-	74,601
151004-PWOD	Tree Mitigation & Related Expenses - Conservation and Resource Manag		00001036-Springfield Preservation Tree Planting	220,408.45	8,961.61	230.17	211,217
151004-PWOD	Tree Mitigation & Related Expenses - Conservation and Resource Manag		00001315-Level 2 Tree Planting Program	4,434,789.19	464,447.68	1,657,628.84	2,312,713
151004-PWOD	Tree Mitigation & Related Expenses - Conservation and Resource Manag		00001316-Moncrief Rd Beautification Project	180,705.21	13,353.86	27,112.73	140,239
151004-PWOD	Tree Mitigation & Related Expenses - Conservation and Resource Manag		00001345-District 8 Tree Planting	52,767.40	-	52,767.40	-
151004-PWOD	Tree Mitigation & Related Expenses - Conservation and Resource Manag		00001606-Sulzbacher Village Level 3 Tree Planting	20,752.30	4,672.40	5,692.40	10,388
151004-PWOD	Tree Mitigation & Related Expenses - Conservation and Resource Manag		00001607-Hugenot Park Level 3 Tree Planting	72,207.20	-	72,207.20	-
151004-PWOD	Tree Mitigation & Related Expenses - Conservation and Resource Manag		00001623-Level 3 Tree Planting Program	825,213.40	-	275,962.75	549,251
151004-PWOD	Tree Mitigation & Related Expenses - Conservation and Resource Manag		All Activity Values	9,682,390.64	1,247,363.65	2,601,666.14	5,833,361
151016-PWOD	Forrest Street Ash Site Tree Planting - Conservation and Resource Mg		All Activity Values	5,994.50	-	5,994.50	-
151132-PWOD	County-Wide Tree Prog-Active Parks - Conservation and Resource Manag		All Activity Values	532,545.04	-	-	532,545
151135-PWOD	County-Wide Tree Prog-Preservation Parks - Conservation and Resource		All Activity Values	514,854.00	-	-	514,854
154006-PWML	Tree Maintenance - Other Physical Environment		All Activity Values	373,253.63	22,982.19	338,061.86	12,210
154007-PWML	630-City Tree Planting Prog - Other Physical Environment		All Activity Values	1,517,703.84	174,366.84	285,271.56	1,058,065
154008-PWML	Patton Rd And Beach Blvd Tree Planting - Conservation and Resource M		All Activity Values	9,428.34	-	9,428.34	-
154009-PWML	Zoo Landscaping-Asian Exhibit - Conservation and Resource Management		All Activity Values	1,031,432.38	-	-	1,031,432
191015-JXSF	Conservation and Resource Management		00000981-Tree Protection & Related Expenditures-Activity	2,266,375.86	-	-	2,266,376
All Center Values			All Activity Values	15,933,978.23	1,444,712.68	3,240,422.40	11,248,843.15
153104-PWCP	Public Works Capital Projects - Road and Street Facilities		Better Jacksonville Plan Project 008449	1,717,826.00	-	-	1,717,826
							Page 3

Recent Expenditure Appropriations impacting available balance

<u>Fund</u>	<u>Budget Period</u>	<u>Total Budget</u>	<u>Description</u>
15304	10/19/20	2,000,000	Ord. 2019-745 Countywide program - public right of ways
15304	Jan-20	2,000,000	Ord. 2019-880 - Level 2 Tree Planting Program
15304	Feb-20	2,000,000	Ord. 2019-886 - 630-CITY Level 1 Tree Planting Program
15304	Apr-20	72,298	Ord. 2020-0114 -Level 3 Planting - project near Sulzbacher Village Apartments
15304	Apr-20	105,587	Ord. 2020-113 - Level 3 Tree Planting project at Huguenot Park
15304	Jun-20	1,000,000	Ord. 2020-213 - Level 3 Tree Planting Program
			2020-0616-E to "630-City Tree Planting Program" to Provide Tree Planting Administered by Public Works in the Public Rights-of-Way in Locations Where Adjacent Property Owners Have Made Requests thru 630-City
15304	Dec-20	2,000,000	
			2020-0732-E ORD Approp \$2,000,000.00 from the Tree Protection & Related Expenses Trust Fund, 15304, for the Level 2 County-Wide Prog to Provide Tree Planting on Public Land in Duval County Suggested by Individuals or Groups
15304	Jan-21	2,000,000	
			2021-0144-E - ORD Approp \$2,000,000 from the Tree Protection & Related Expenses Trust Fund, Fund 15304, for the County-Wide "Remove and Replace" Prog;
15304	April -21	2,000,000	2021-0455-E - ORD Approp \$2,000,000.00 from the Tree Protection & Related Expenses Trust Fund, Fund 15304, for the Level 2 County-Wide Prog to Provide Tree Planting on Public Land in Duval County
15304	9/12/21	2,000,000	
15304	2/24/2022	1,950	BT22-041 COLA
15304	2/24/2022	28	BT22-041 COLA
15304	2/24/2022	6	BT22-041 COLA
15304	2/24/2022	228	BT22-041 COLA

**City of Jacksonville
Tree Commission
Financials Combined
22-May**

	22-May
Cash	33,847,568.52
Accounts Payable	0
Fund Balance	31,100,556.30
YTD Gain\Loss	2,747,012.22
Adjusted Fund Balance	33,847,568.52

	Actuals		Budget
	22-May	YTD	YTD
Revenues	249,316.00	4,165,009.65	400,127.00
Expenses	-	1,417,997.43	15,979,577.00
Better Jacksonville Project 1717826			1,717,826.00
Budgeted Reserve			3,701,030.00
Net	249,316.00	2,747,012.22	(15,579,450.00)
Available Balance Total	24,704,844.95		

Ordinance
City of Jacksonville
Tree Commission
Charter - 15304 - Tree Protection & Related Expenditures
22-May

<u>Equity in Pooled Cash</u>	<u>22-May</u>
	26,316,785.68

Accounts Payable

<u>Fund Balance</u>	24,126,381.08
YTD Gain\Loss	2,190,404.60
<u>Adjusted Fund Balance</u>	26,316,785.68

DRAFT

	Actuals		Budget
	22-May	YTD	YTD
<u>Revenues</u>	222,996.00	3,608,402.03	400,127.00
<u>Expenses</u>	-	1,417,997.43	15,933,978.23
<u>Net</u>	222,996.00	2,190,404.60	(15,533,851.23)

Charter

City of Jacksonville

Tree Commission

Ordinance - 15305- Tree Mitigation & Related Expenditures

22-May

<u>Equity in Pooled Cash</u>	<u>22-May</u> 7,530,782.84
------------------------------	-------------------------------

Accounts Payable

<u>Fund Balance</u>	6,974,175.22
YTD Gain\Loss	<u>556,607.62</u>
<u>Adjusted Fund Balance</u>	<u>7,530,782.84</u>

DRAFT

	Actuals		Budget
	22-May	YTD	YTD
<u>Revenues</u>	26,320.00	556,607.62	
<u>Expenses</u>	-		45,598.77
<u>Net</u>	<u>26,320.00</u>	<u>556,607.62</u>	<u>(45,598.77)</u>

Activity	Remaining	FY 22	Open	Remaining
	Budget	Expenditures	Purchase Orders	Balance
00000189-5Th & Cleveland Ash Site Tree Planting	6,593.80	-	6,593.80	-
00000275-Brown's Dump Ash Site Tree Planting	884.25	-	884.25	-
00000378-County-Wide Tree Prog-Right Of Way	2,192,787.27	747,690.20	638,441.27	806,656
00000429-Duval County School Board Property	92,243.50	-	-	92,244
00000541-Hammond Blvd Project	35,140.70	8,237.90	16,619.80	10,283
00000604-Intersec,Bridge,Misc 09-10 Landscaping	18,467.68	-	-	18,468
00000651-King St Planting College To Park	8,724.53	-	8,724.53	-
00000744-North Main Street Landscaping	9,155.68	-	-	9,156
00000982-Tree Protection & Related Expenses	1,436,949.08	-	-	1,436,949
00001035-Mandarin Road Tree Planting	74,601.00	-	-	74,601
00001036-Springfield Preservation Tree Planting	220,408.45	8,961.61	230.17	211,217
00001315-Level 2 Tree Planting Program	4,434,789.19	464,447.68	1,657,628.84	2,312,713
00001316-Moncrief Rd Beautification Project	180,705.21	13,353.86	27,112.73	140,239
00001345-District 8 Tree Planting	52,767.40	-	52,767.40	-
00001606-Sulzbacher Village Level 3 Tree Planting	20,752.30	4,672.40	5,692.40	10,388
00001607-Huguenot Park Level 3 Tree Planting	72,207.20	-	72,207.20	-
00001623-Level 3 Tree Planting Program	825,213.40	-	275,962.75	549,251
All Activity Values	9,682,390.64	1,247,363.65	2,601,666.14	5,833,361
All Activity Values	5,994.50	-	5,994.50	-
All Activity Values	532,545.04	-	-	532,545
All Activity Values	514,854.00	-	-	514,854
All Activity Values	373,253.63	22,982.19	338,061.86	12,210
All Activity Values	1,517,703.84	174,366.84	285,271.56	1,058,065
All Activity Values	9,428.34	-	9,428.34	-
All Activity Values	1,031,432.38	-	-	1,031,432
00000981-Tree Protection & Related Expenditures-Activity	2,266,375.86	-	-	2,266,376
All Activity Values	15,933,978.23	1,444,712.68	3,240,422.40	11,248,843.15
Better Jacksonville Plan Project 008449 (Fund 35101)	1,717,826.00			1,717,826

CITY OF JACKSONVILLE LEVEL 2 TREE PLANTING PROJECTS

ATTACHMENT B

Visit <https://pg-cloud.com/jacksonvilleFL/> for City of Jacksonville Tree Project Maps

Visit jaxtreemitigation.coj.net - Tree Fund City Projects for links to legislation and planting details

Requesting Entity	Project Scope	Status	Appropriation Amount	Obligated	Contract/Warranty
1 Kensington Association HOA Director	54 trees requested within Kensington Lakes city right of ways along Kensington Gardens Blvd. and Kensington Lakes Dr to replace trees lost due to storm damage/disease; may include removals. Planting Plan pending.	Maintenance/Warranty Complete	\$124,202.62	\$124,202.62	Davey -1/yr
2 Cathedral District Tree Planting	50+ trees requested as Cathedral District (CD7) tree planting, may include removal of damaged/diseased trees. City right of way tree plantings within general proximity but not limited to State St to Catherine St. to Main St. to Adams St.; site evaluation scheduled	Complete	\$120,371.14		Liberty 2/yr
3 Executive Director, Tree Hill Nature Center	22 trees requested in Tree Hill amphitheater parking area; site plan complete; no removals required; ready for review pending cost estimate per new countywide tree planting contract.	Maintenance/Warranty Complete	\$21,472.80	\$21,472.80	Liberty 3/mos
4 San Marco Preservation Society and Greenscape, San Marco Tree Planting	102 Trees requested in city right of ways within District 5, includes removal of damaged/diseased trees; site evaluation scheduled	Maintenance/Warranty Complete	\$247,749.52	\$247,749.52	Davey -1/yr
5 Sheffield Elementary School PTA President	10 Trees requested to provide shade for existing play area/field at Sheffield Elementary School; site visit complete - pending design and review.	Installation Complete	\$20,414.48		Davey -1/yr
6 S-Line Biodiversity Corridor Tree Planting	Installation of 25 trees throughout the S-Line Trail Biodiversity Corridor. This will offer additional tree canopy and shade to the trail.	Maintenance/Warranty Complete	\$30,949.40	\$30,949.40	Liberty 3/mos
7 Canopy Place Tree Planting/resident request	Installation of 40 trees in city right of ways and medians to provide additional tree canopy, sound buffer and screening.	Installation Complete	\$117,483.97		Davey -1/yr
8 Sunrise Ridge/resident request	Installation of 40 tree in city right of ways to increase tree canopy as well screening and buffer from adjacent highway	Maintenance/Warranty Complete	\$107,316.52	\$107,316.52	Davey -1/yr
9 Jacksonville Beach Golf Park/Jax Beach	Installation of 156 trees in city golf course park to increase tree canopy, create screening, and attract wildlife.	Maintenance/Warranty Complete	\$147,562.80	\$147,562.80	Liberty 3/mos
10 Yates Building - Cultural Council of Greater Jacksonville	8 Trees to be installed around renovated fountain at building entrance	Installation Complete	\$38,312.00		Liberty 2/yr
11 City Cemetery - citizen request	18 Trees in right of ways on Ionia St. and Jessie St.	Installation Complete	\$41,350.50		Liberty 2/yr
12 Baymeadows East Association Tree Planting	119 Trees in right of ways and medians on Baymeadows East and Fort Family Regional Park	Installation Complete	\$284,900.07		Davey -1/yr

CITY OF JACKSONVILLE LEVEL 2 TREE PLANTING PROJECTS

Visit <https://pg-cloud.com/JacksonvilleFL/> for City of Jacksonville Tree Project Maps

Visit jaxtreemitigation.coj.net - Tree Fund City Projects for links to legislation and planting details

	Requesting Entity	Project Scope	Status	Appropriation Amount	Obligated	Contract/Warranty
13	Cobblestone Homeowners Association/residential requests/HOA	Installation of 105 trees in city right of ways and medians to provide additional tree canopy, sound buffer and screening.	Installation Complete	\$191,322.00		Liberty 2/yr
14	Ed Austin Park Tree Planting/Resident request	115 Trees in right of ways around and within Willowbranch Park	Installation Complete	\$214,822.00		Liberty 2/yr
15	Neptune Beach/Residential requests - City of Neptune	Trees within residential Right of Ways - 47 trees	Installation Complete	\$55,490.00		Liberty 3/mos
16	Nathan Krestul Park - Friends of Krestul Park	Trees within Park - 34 trees	Installation Complete	\$95,580.00		Liberty 2/yr
17	John Gorrie Dog Park/Friends of John Gorrie Dog Park	Trees along Park Right of Way - Buffer - 11 Trees	Installation Complete	\$23,166.00		Liberty 2/yr
18	Alexandria Oaks Park/SMPS and Bolles School request	Trees within Park - 15 trees	Installation Complete	\$28,593.00		Liberty 2/yr
19	Huntington Forest Park/Resident request to CM	Trees along Park Right of Way - Buffer - 15 trees	Installation Complete	\$28,026.00		Liberty 2/yr
20	Love Grove/Willowbranch	Trees in right of ways around and within Willowbranch Park - 51 Trees	Phase 1 Complete	\$93,742.00		Liberty 2/yr
21	Greenland Park/residents adjacent to park	Trees within Park - 53 trees	Installation Complete	\$95,580.00		Liberty 2/yr
22	Harlow Blvd./Resident request	Trees within median on Harlow Blvd. - 47 trees	Installation Complete	\$102,804.00		Liberty 2/yr
23	Atlantic Beach/City of Atlantic Beach	Trees within Atlantic Beach residential Right of Ways and Parks - 96 trees	Installation Complete	\$194,532.00		Liberty 2/yr
24	Lake Mandarin HOA Tree Planting/Resident request	Trees within 4 HOA's residential Right of Ways and Parks - 94 trees	Installation Complete	\$190,168.00		Liberty 2/yr
25	Tom Marshall Park/Sports Association	Trees within ballpark and right of ways - 39 trees	Installation Complete	\$69,336.00		Liberty 2/yr
26	Boat Ramps/Waterfront Management	Trees within 7 boat ramps and parks - 62 trees	Installation Complete	\$111,132.00		Liberty 2/yr

CITY OF JACKSONVILLE LEVEL 2 TREE PLANTING PROJECTS

Visit <https://pg-cloud.com/jacksonvilleFL/> for City of Jacksonville Tree Project Maps

Visit jaxtreemitigation.coj.net - Tree Fund City Projects for links to legislation and planting details

	Requesting Entity	Project Scope	Status	Appropriation Amount	Obligated	Contract/Warranty
27	Freedom Park/CM & Parks	Trees within newly established park (irrigated) - 38 trees	Installation Complete	\$38,548.00		Liberty 3/mos
28	Blue Cypress Park Restoration/Parks	Trees within park - field restoration - 157 trees	Installation Complete	\$187,154.40		Liberty 3/mos
30	Reddie Point Park/CM and Parks	Trees within park - field restoration - 27 trees	Installation Complete	\$53,055.00		Liberty 2/yr
31	Twin Lakes Academy ES/School	Trees within school grounds and ROW - 66 trees	Installation Complete	\$122,553.00		Liberty 2/yr
32	Atlantic Beach/City of Atlantic Beach Phase 2	Trees within Atlantic Beach residential Right of Ways and Parks - 133 trees	Installation Complete	\$164,404.80		Liberty 3/mos
33	Kernan Blvd./CM	Trees within medians and Row of Kernan Blvd. - 132 trees	Installation Complete	\$276,722.50		Liberty 2/yr
34	Amelia View/residential	Trees within medians and ROW in Amelia View community - 73 trees	Installation Complete	\$145,395.00		Liberty 2/yr
35	Whitehouse Park/Parks and residential	Trees within play area and recreational fields. - 29 trees	Installation Complete	\$54,594.00		Liberty 2/yr
36	Baker Point Park/Parks and residential	Trees within park undergoing improvements - 8 trees	Installation Complete	\$17,091.00		Liberty 2/yr
38	Fort Caroline Rd. Tree planting	Trees within right of way along Fort Caroline Rd. 66 trees	In Progress	\$165,793.50		Liberty 2/yr
39	Norfolk Soutel Tree Planting	Trees within medians and right of way along Norfolk Blvd. 36 trees	In Progress	\$85,000.00		Liberty 2/yr
40	Jax Beach Park and ROW	Trees within parks and right of way. 150 trees	In Progress	\$277,789.50		Liberty 2/yr
41	Gold Star Family Memorial Highway	Trees within retention pond and right of way. 200 trees	Installation Complete	\$466,296.00		Liberty 2/yr
42	Northbank Riverwalk	Trees along trail and riverside of Northbank Riverwalk/Geffen Park area. 68 trees	In Progress	\$138,801.00		Liberty 2/yr
43	Jarboe Park	Trees along play areas and trails of Jarboe Park. 76 trees	Scheduling	\$145,918.00		Liberty 2/yr
44	Columbia Pkwy Retention Pond	Trees along play areas and trails of Jarboe Park. 29 trees	Scheduling	\$51,840.00		Liberty 2/yr
45	Fishweir Park	Trees along nature trail. 21 trees	MBRC	\$40,014.00		
46	District 7 Parks	55 trees.	MBRC	\$106,000.00		
47	District 5 Parks	195 Trees	MBRC	\$452,600.00		
48						



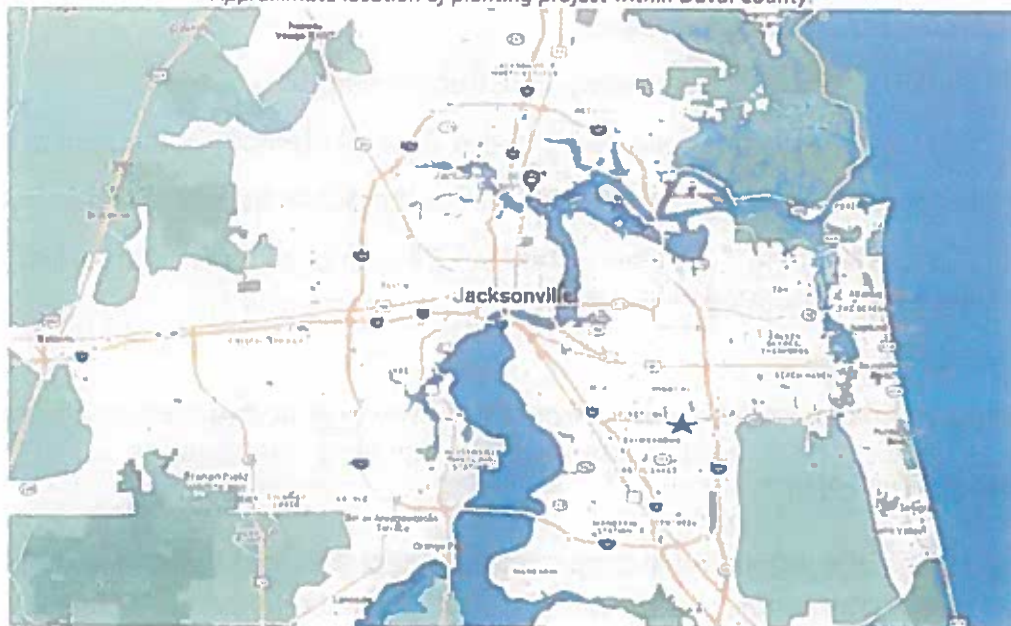
Deerwood Park Boulevard Level II

Scope of Work

Description:

The office of Council Member Becton has requested a tree planting in the median of Deerwood Park Boulevard between the newly built bridge and Gate Parkway. This project will take place in City Council District 11 and includes the planting of a variety of shade trees and accent trees that will serve as an aesthetic improvement for the businesses and drivers. In addition, these plantings will help to filter stormwater runoff before reaching the city's stormwater management infrastructure. Most trees selected were shade trees to enhance the city's canopy, with some smaller trees selected to fill gaps of narrow portions of the median. This project includes the planting of 43 total trees, with no tree removals necessary. To see a map of the planting plan, please see: <https://pg-cloud.com/JacksonvilleFL/?scenario=Deerwood-Park-BLVD>. All trees will be planted on public right of way areas or on parks grounds within Duval County.

Approximate location of planting project within Duval County.



To Be Completed By City of Jacksonville/Public Works Staff Only

Level 2 - Community Organization Tree Planting Program Staff Checklist

Project is to be planted on Public Land

Project is located in Duval County

Total number of trees to be installed 43

Project Title:

Deerwood Park Blvd

Total number of trees to be removed 0


Activity	Complete
1 The species of trees are appropriately located.	<input checked="" type="checkbox"/>
2 The number and placement of trees is appropriate.	<input checked="" type="checkbox"/>
3 Trees being planted are approved pursuant to the 'Tree Commission Approved Tree Planting List.'	<input checked="" type="checkbox"/>
4 Shade Trees are preferred; if non-shade trees are proposed, the use is appropriated/acceptable.	<input checked="" type="checkbox"/>
5 Less than 25% of the total species of trees being planted are palms.	<input checked="" type="checkbox"/>
6 The planting will not interfere with utilities or sight line requirements.	<input checked="" type="checkbox"/>
7 The project does not include incidental landscaping. If so, the applicant must justify the reason for its inclusion.	<input checked="" type="checkbox"/>
8 Construction required? Yes <input type="checkbox"/> No <input checked="" type="checkbox"/> If yes, are costs reasonable?	<input checked="" type="checkbox"/>
9 Irrigation installed? Yes <input type="checkbox"/> No <input checked="" type="checkbox"/> if yes, are costs reasonable?	<input checked="" type="checkbox"/>
10 The cost of the species of trees selected do not outweigh the benefits of the trees.	<input checked="" type="checkbox"/>
11 Low maintenance plants are utilized.	<input checked="" type="checkbox"/>
12 Location of plant material and irrigation (if applicable) has minimum adverse impact over time on infrastructure such as walks and roads.	<input checked="" type="checkbox"/>
13 Species of trees being planted are beneficial to the City's tree canopy.	<input checked="" type="checkbox"/>
14 The project provides unique benefit to the neighborhood, Council District, or City.	<input checked="" type="checkbox"/>
15 The project has been reviewed with and meets the needs of the requesting entity.	<input checked="" type="checkbox"/>
16 The Councilmember has been notified of the project.	<input checked="" type="checkbox"/>

COMMENTS:

Gate Pkwy

Gate Pkwy

Gate Pkwy N



Elevation Church Southside

Deerwood Park Blvd

Deerwood Park Blvd

Deerwood Park Blvd

Deerwood Park Blvd

There are no
Attachments
D, E, or F.

TREE COMMISSION'S GOAL and OBJECTIVES

Formulate an overall plan for the planting of trees and the health of the City's Tree Canopy and thereafter annually review the plan and report recommendations to the Mayor's Office.

OBJECTIVE 1. Project Priorities

- *Prioritize, with the input of District Council members, proposed planting projects based on established criteria for recommendation to the Council, and, when requested, the Commission may also make recommendations on other proposed tree planting projects*
- *Formulate a recommended priority project list, including an estimated implementation cost for each item, for tree planting and canopy maintenance, and to thereafter annually review the priority project list and report recommendations to the Mayor's Office*

OBJECTIVE 2. Establish Criteria for Tree Planting

- *Develop and maintain a tree canopy and existing tree inventory.*

OBJECTIVE 3. Establish Priorities for Canopy Maintenance

- *Help coordinate the maintenance of an inventory of the urban tree canopy with an emphasis on historic trees, exceptional specimen trees and other unique environmentally significant trees within the City*
- *Identify issues relative to the health and protection of public trees and recommend solutions to problems identified*

OBJECTIVE 4. Establish Annual Reporting / Review with Recommendations

- *Perform an annual audit of funded projects, the status of the inventory, and tree permits submitted to the City to be included in an annual report to the Mayor's Office and City Council*

OBJECTIVE 5. Education and Outreach

- *Assist in the establishment of educational and outreach programs to encourage proper management and maintenance of trees on private property in the City*
- *Act as a motivating and coordinating body to encourage joint public and private participation in the planting of trees and the health of the City's tree canopy*
- *Recommend to and help develop opportunities for the City's grant writing office for grants and solicitation of donations to support the City's tree canopy*

OBJECTIVE 6. Manage authorized programs, projects and activities

- *Act as a coordinator for programs, projects, and activities related to planting projects and the health of the tree canopy between all public and private entities*
- *Review expenditure proposals and plans for planting projects*

Proposed Plan to Implement Objective 1. Project Priorities

IDENTIFY AVAILABLE DATA SOURCES, COLLECT AND ASSEMBLE (SUMMARIES) FOR USE IN DEVELOPMENT OF IMPLEMENTING STRATEGIES/ MEASURABLE POLICIES

Existing Data

1. Identify data (new and available) necessary to support development of measurable strategies/ programs to implement Objective 1
 - Internal data sources: Commission data, City Department data,
 - External data sources: External agency data, public source data
 - Public Participation data: Reports/data from the public (individuals or entities)
2. Proactively solicit relevant data from City Departments.
3. Summarize and cross reference Internal and External Data as maps, text and spreadsheets.
4. Solicit Public Participation Data through media and other channels. Confirm sources and conclusions as appropriate; summarize and assemble.

New Data

1. Identify new data required to support development of measurable strategies/ programs to implement Objective 1.
2. Identify resources necessary to collect, assemble and analyze New Data. Identify New Data as Necessary or Desirable to proceed with development of measurable strategies/programs for Objective 1.
3. Assign resources to collect, assemble and analyze New Data identified as necessary.
4. Identify timeline to complete New Data collection, assembly and analysis.

IDENTIFY STAKEHOLDERS

Existing Partners

1. Identify Existing Partners (Non-profit applicants, City Departments, known interested parties)
2. Develop announcement of TC's intent to host workshop(s) to achieve Objective 1 and invite participation in the workshop(s) and development of data in advance of scheduled workshop session(s).

New Partners

1. Develop PR/ media approach to seek new partners. Identify potential New Partners.
2. Develop announcement of TC's intent to host workshop(s) to achieve Objective 1 and invite participation in the workshop(s) and development of data in advance of scheduled workshop sessions.

FACILITATOR

1. Identify the general scope of work to be provided. Identify point in the process where the Facilitator is retained.
2. Identify a facilitator and retain for identified scope of work.

Jacksonville Tree Commission

SECTION 94-105, Ordinance Code

The Commission is established for the following general purposes:

- (a) To study and make recommendations to the City Council, Mayor's Office, City Staff, and community stakeholders with respect to the planting of trees and the health of the City's tree canopy.
- (b) To formulate an overall plan for the planting of trees and the health of the City's Tree Canopy and thereafter to annually review the plan and report recommendations to the Mayor's Office.
- (c) To act as a motivating and coordinating body to encourage joint public and private participation in the planting of trees and the health of the City's tree canopy
- (d) To review and make recommendations, if necessary, to the Council concerning the City's tree protection and landscape regulations.

SECTION 94-106, Ordinance Code

In implementing the purposes under this chapter, the Commission shall have the following duties:

- (a) To act as a coordinator for programs, projects, and activities related to planting projects and the health of the tree canopy between all public and private entities;
- (b) To review expenditure proposals and plans for planting projects;
- (c) To prioritize, with the input of District Council members, proposed planting projects based on established criteria for recommendation to the Council, and, when requested, the Commission may also make recommendations on other proposed tree planting projects;
- (d) To formulate a recommended priority project list, including an estimated implementation cost for each item, for tree planting and canopy maintenance, and to thereafter annually review the priority project list and report recommendations to the Mayor's Office;
- (e) To help coordinate the maintenance of an inventory of the urban tree canopy with an emphasis on historic trees, exceptional specimen trees and other unique environmentally significant trees within the City;
- (f) To assist in the establishment of educational and outreach programs to encourage proper management and maintenance of trees on private property in the City;
- (g) To conduct research studies, collect and analyze data and prepare maps, charts, and plans for the accomplishment of its purposes;
- (h) To identify issues relative to the health and protection of public trees and recommend solutions to problems identified;
- (i) To recommend to and help develop opportunities for the City's grant writing office for grants and solicitation of donations to support the City's tree canopy;
- (j) To perform an annual audit of funded projects, the status of the inventory, and tree permits submitted to the City to be included in an annual report to the Mayor's Office and City Council; and
- (k) To develop and maintain a tree canopy and existing tree inventory.

Proposed Plan To Implement Objective 1. Project Priorities

PLAN AND SCHEDULE WORKSHOP(S)

Scope

1. In coordination with the Facilitator, identify the general scope of the workshop session(s).
 - a. Should initial workshop(s) be used to establish broad strategies and future (later) sessions focus on the identified strategies?
 - b. What is the desired product of the Workshop(s)? Detail sufficient to support legislation required/desired?
2. Outline format, duration, location requirements (legal and technical support), time of day, etc. Refine as additional information is developed.

Administration -Schedule, Location and Notice

1. In coordination with the Facilitator and based on availability of Existing Data and necessary New Data and analysis, determine appropriate date(s) for Workshop session(s).
2. In coordination with the Facilitator, identify the appropriate location for Workshop session(s).
3. Identify and address legal requirements for notice and participation.

Proposed Schedule for Action April and May 2022 Tree Commission Meetings

Actions for April 2022 Tree Commission Meeting

1. Discuss Proposed Plan to Implement Objective 1. Project Priorities.
2. Review proposed timeline/ actions for May 2022 Tree Commission Meeting and approve as presented or with revisions.
3. Direct Staff to identify available sources of Tree Commission data (and known City Department data) and provide electronic links to Tree Commission members and interested parties two weeks prior to the May 2022 TC meeting.

Activities prior to May 2022 Tree Commission Meeting

1. Review Proposed Plan to Implementation Objective 1.
2. Review Objective 1 and identify data that would be necessary or desirable to review prior to establishing strategies and measurable policies in support of the Objective. Identify possible sources of the identified data; if New Data, describe in sufficient detail to allow an assessment of its availability and level of effort to collect and analyze.

Actions for May 2022 Tree Commission Meeting

1. Approve the Plan to Implement Objective 1.
2. Approve an initial list of necessary and desired data to support development of strategies and measurable policies for Objective 1. Request Staff identify available data for the June Tree Commission Meeting and identify outstanding data needs at the June meeting of the TC.

KBT

& Associates

Mary Kress Littlepage is the principal of KBT & Associates, a consulting firm established in 1999 to serve the independent sector – philanthropy and nonprofits – and select government entities. Services include communications, strategic planning, research and analysis, and group leadership and meeting facilitation.

Littlepage founded KBT & Associates after a 30-year career in journalism and communications management. KBT & Associates operated full-time through 2019, when Littlepage began semi-retirement. The firm still accepts a few projects a year, operating at about 35% capacity.

Littlepage has been active in community organizations, giving her a perspective on the needs and assets that define Jacksonville and Florida. A graduate of both Leadership Jacksonville and Leadership Florida, she has served numerous boards and organizations throughout the region.

She and her husband, retired newspaper columnist Ron Littlepage, share a passion for the outdoors, horses and their farm outside of Tallahassee.

A list of clients is attached.

KBT

& Associates

CLIENT LIST

Among the clients served by KBT & Associates are:

Jessie Ball duPont Fund
Jacksonville, Florida

**The Community Foundation for
Northeast Florida**
Jacksonville, Florida

**Richmond Memorial Health
Foundation**
Richmond, Virginia

Kentucky Nonprofit Network
Lexington, Kentucky

Florida Nonprofit Alliance
Jacksonville, Florida

**Virginia Consortium for Health
Philanthropy**
Woodbridge, Virginia

Winston Family Foundation
Jacksonville, Florida

Florida Blue Foundation
Jacksonville, Florida

Delores Barr Weaver Policy Center
Jacksonville, Florida

Nonprofit Center of Northeast Florida
Jacksonville, Florida

Jacksonville Children's Commission
Jacksonville, Florida

**Florida School for the Deaf and the
Blind**
St. Augustine, Florida

**Georgetown University
Center for Public and Nonprofit
Leadership**
Washington, D.C.

**Florida Department of Juvenile Justice
– Blueprint Commission**
Tallahassee, Florida

Delaware Nonprofit Working Group
Wilmington, Delaware

**Communities In Charge –
Jacksonville, a program of the Robert
Wood Johnson Foundation, and
JaxCare, Inc.**
Jacksonville, Florida

Women's Giving Alliance
Jacksonville, Florida

LISC Jacksonville
Jacksonville, Florida

**Riverside Presbyterian Church and
Day School**
Jacksonville, Florida

**Downtown Ecumenical Services
Council**
Jacksonville, Florida

**City of Jacksonville
Tree Commission
Financials Combined
22-May**

	22-May
Cash	33,847,568.52
Accounts Payable	0
Fund Balance	31,100,556.30
YTD Gain\Loss	2,747,012.22
Adjusted Fund Balance	33,847,568.52

DRAFT

	Actuals		Budget
	22-May	YTD	YTD
Revenues	249,316.00	4,165,009.65	400,127.00
Expenses	-	1,417,997.43	15,979,577.00
Better Jacksonville Project 1717826			1,717,826.00
Budgeted Reserve			3,701,030.00
Net	249,316.00	2,747,012.22	(15,579,450.00)
Available Balance Total	24,704,844.95		

City of Jacksonville
Tree Commission
Charter - 15304 - Tree Protection & Related Expenditures
22-May

<u>Equity in Pooled Cash</u>	<u>22-May</u>
	26,316,785.68

Accounts Payable

<u>Fund Balance</u>	24,126,381.08
YTD Gain\Loss	2,190,404.60
Adjusted Fund Balance	26,316,785.68

DRAFT

	Actuals		Budget
	22-May	YTD	YTD
<u>Revenues</u>	222,996.00	3,608,402.03	400,127.00
<u>Expenses</u>	-	1,417,997.43	15,933,978.23
<u>Net</u>	222,996.00	2,190,404.60	(15,533,851.23)

City of Jacksonville
Tree Commission
Ordinance - 15305- Tree Mitigation & Related Expenditures
22-May

<u>Equity in Pooled Cash</u>	<u>22-May</u> 7,530,782.84
------------------------------	-------------------------------

Accounts Payable

<u>Fund Balance</u>	6,974,175.22
YTD Gain\Loss	<u>556,607.62</u>
Adjusted Fund Balance	<u>7,530,782.84</u>

DRAFT

	Actuals		Budget
	22-May	YTD	YTD
<u>Revenues</u>	26,320.00	556,607.62	
<u>Expenses</u>	-		45,598.77
<u>Net</u>	<u>26,320.00</u>	<u>556,607.62</u>	<u>(45,598.77)</u>

	Remaining	FY 22	Open	Remaining
	Budget	Expenditures	Purchase Orders	Balance
<u>Activity</u>				
00000189-5Th & Cleveland Ash Site Tree Planting	6,593.80	-	6,593.80	-
00000275-Brown's Dump Ash Site Tree Planting	884.25	-	884.25	-
00000378-County-Wide Tree Prog-Right Of Way	2,192,787.27	747,690.20	638,441.27	806,656
00000429-Duval County School Board Property	92,243.50	-	-	92,244
00000541-Hammond Blvd Project	35,140.70	8,237.90	16,619.80	10,283
00000604-Intersec,Bridge,Misc 09-10 Landscaping	18,467.68	-	-	18,468
00000651-King St Planting College To Park	8,724.53	-	8,724.53	-
00000744-North Main Street Landscaping	9,155.68	-	-	9,156
00000982-Tree Protection & Related Expenses	1,436,949.08	-	-	1,436,949
00001035-Mandarin Road Tree Planting	74,601.00	-	-	74,601
00001036-Springfield Preservation Tree Planting	220,408.45	8,961.61	230.17	211,217
00001315-Level 2 Tree Planting Program	4,434,789.19	464,447.68	1,657,628.84	2,312,713
00001316-Moncrief Rd Beautification Project	180,705.21	13,353.86	27,112.73	140,239
00001345-District 8 Tree Planting	52,767.40	-	52,767.40	-
00001606-Sulzbacher Village Level 3 Tree Planting	20,752.30	4,672.40	5,692.40	10,388
00001607-Hugenot Park Level 3 Tree Planting	72,207.20	-	72,207.20	-
00001623-Level 3 Tree Planting Program	825,213.40	-	275,962.75	549,251
All Activity Values	9,682,390.64	1,247,363.65	2,601,666.14	5,833,361
All Activity Values	5,994.50	-	5,994.50	-
All Activity Values	532,545.04	-	-	532,545
All Activity Values	514,854.00	-	-	514,854
All Activity Values	373,253.63	22,982.19	338,061.86	12,210
All Activity Values	1,517,703.84	174,366.84	285,271.56	1,058,065
All Activity Values	9,428.34	-	9,428.34	-
All Activity Values	1,031,432.38	-	-	1,031,432
00000981-Tree Protection & Related Expenditures-Activity	2,266,375.86	-	-	2,266,376
All Activity Values	15,933,978.23	1,444,712.68	3,240,422.40	11,248,843.15
Better Jacksonville Plan Project 008449 (Fund 35101)	1,717,826.00			1,717,826



TREE MITIGATION

CITY OF JACKSONVILLE



TREE REMOVAL PERMIT INFORMATION

Click here to search detailed information on Site Clearing and Tree Removal Permits. In reviewing tree removal information on a specific permit, for "B" permits click on the Spec 2 tab; for "L" permits click on the Tree Mitigation tab.



TREE FUND CITY PLANTING PROJECTS

Click here to search detailed information about City Tree Fund Planting Projects.



AVAILABLE FOR APPROPRIATION

15F (Ordinance):	\$15,501,835.09
15N (Charter):	\$7,485,185.27
Better Jacksonville Plan - Tree Mitigation Project:	\$1,717,826.00
Total:	\$24,704,846.36



FILE AN ISSUE

Click here to report site clearing or tree removal without a permit, or to request tree maintenance on public property. In the CARE System, select "Tree Remove or Landscape Violation" from the dropdown.

Disclaimer: The AVAILABLE FOR APPROPRIATION information shown on this page is updated nightly from the City's financial records, but does not include any pending appropriations, or other financial transactions of the funds which have not been completed.



If you experience difficulty viewing or accessing the documents provided on this site, or navigating this application's table features, using any assistive technology please contact the Disabled Services Division at 904-630-4940 or 904-630-4933 (TTY) to request an accommodation.

© 2022 - Official City of Jacksonville and Duval County Government Website, All Rights Reserved.

Version: 1.0.0.6

Available Balance, Revenues, and Expenditures by month
5/16/2022

	<u>22-May</u>	<u>22-Apr</u>	<u>22-Mar</u>	<u>28-Feb</u>	<u>22-Jan</u>	<u>Dec-21</u>	<u>Nov-21</u>
<u>15304-Tree Protection & Related Expenditures</u>							
Cash	26,316,785	25,487,263	24806218.92	24,637,216	24,637,216	24,280,548	24,332,781
Liabilities	-	(4,696)	(4,696)				
Budget	(15,933,978)	(15,933,978)	(15,933,978)	(15,933,978)	(15,931,766)	(15,931,766)	(15,931,766)
BUDGET RESERVE	3,701,030	3,701,030	3,701,030	3,701,030	3,701,030	3,701,030.21	3,701,030.21
Actual Expenditures	1,444,712.68	1,444,712.68	1,444,364.34	997,179.93	972,784.18	674,537.54	39,053.40
Net Budgeted Expenditures	(10,788,235.55)	(10,788,235.55)	(10,788,583.68)	(11,235,768.09)	(11,257,951.84)	(11,556,198.48)	(12,191,682.62)
Available Balance Total	15,528,549	14,694,331	14,012,939	13,401,448	13,379,264	12,724,350	12,141,099

Revenues	222,996	674,700	458,082	233,496	582,333	62,106	565,566
Expenditures	-	348	447,184	24,396	298,247	635,484	44,353

15305-Tree Mitigation & Related Expense

Cash	7,530,783	7,375,064	7,331,959	7,284,319	7,202,739	7,119,304	7,068,229
Liabilities							
Budget	(45,598)	(45,598)	(45,598)	(45,598)	(45,598)	(45,598)	(45,598)
BUDGET RES.	1	1	1	1	1	1	1
Actual Expenditures			3,321	3,321	3,321	3,321	3,321
Net Budgeted Expenditures	(45,597)	(45,597)	(42,275)	(42,275)	(42,275)	(42,275)	(42,275)
Available Balance Total	7,485,186	7,329,467	7,289,684	7,242,044	7,160,464	7,077,029	7,025,954

Revenues	26,320	38,100	47,640	81,580	83,436	51,075	36,822
Expenditures						-	-
Better Jacksonville	1,717,826						
Total	24,731,561						

<u>Oct-21</u>	<u>Sep-21</u>	<u>Aug-21</u>	<u>Jul-21</u>	<u>Jun-21</u>	<u>May-21</u>	<u>Apr-21</u>
24,154,812	24,120,871	24,273,314	24,208,120	24,233,628	24,296,712	24,238,457
(69,370)	289,152	-	-	(0)	(62,366)	(11,748)
(15,931,766)	(18,566,131)	(18,566,131)	(18,566,131)	(18,566,131)	(18,566,131)	(18,566,131)
3,701,030.21	3,701,030.21	3,701,030.21	3,701,030.21	3,701,030.21	3,701,030.21	3,701,030.21
(5,299.51)	2,589,112.62	1,895,293.08	1,565,222.59	1,303,765.26	1,059,861.07	788,428.29
(12,236,035.53)	(12,275,988.30)	(12,969,807.84)	(13,299,878.33)	(13,561,335.66)	(13,805,239.85)	(14,076,672.63)
11,849,407	12,134,034	11,303,506	10,908,241	10,672,292	10,429,106	10,150,036
241,571	621,825	365,596	246,595	199,131	278,160	489,015
(5,300)	693,820	330,070	261,457	243,904	271,433	788,428
7,031,407	6,871,102	6,838,495	6,724,585	6,682,138	6,664,975	6,590,547
(45,598)	(48,920)	(48,920)	(48,920)	(48,920)	(48,920)	(48,920)
1	1	1	1	1	1	1
3,321	3,321	3,321	3,321	-	-	-
(42,275)	(45,598)	(45,598)	(45,598)	(48,919)	(48,919)	(48,919)
6,989,132	6,825,504	6,792,897	6,678,987	6,633,219	6,616,056	6,541,628
67,506	125,405	113,910	45,768	17,163	74,428	57,771
-	-	-	3,321	-	-	-

4/19/2022		Remaining	FY 22	Open	Remaining
Budget Balance of Appropriated Expenditures		Budget	Expenditures	Purchase Orders	Balance
Center	Activity				
151004-PWOD Tree Mitigation & Related Expenses - Conservation and Resource Manag	00000189-5Th & Cleveland Ash Site Tree Planting	6,593.80	-	6,593.80	-
151004-PWOD Tree Mitigation & Related Expenses - Conservation and Resource Manag	00000275-Brown's Dump Ash Site Tree Planting	884.25	-	884.25	-
151004-PWOD Tree Mitigation & Related Expenses - Conservation and Resource Manag	00000378-County-Wide Tree Prog-Right Of Way	2,192,787.27	747,690.20	638,441.27	806,656
151004-PWOD Tree Mitigation & Related Expenses - Conservation and Resource Manag	00000429-Duval County School Board Property	92,243.50	-	-	92,244
151004-PWOD Tree Mitigation & Related Expenses - Conservation and Resource Manag	00000541-Hammond Blvd Project	35,140.70	8,237.90	16,619.80	10,283
151004-PWOD Tree Mitigation & Related Expenses - Conservation and Resource Manag	00000604-Intersec,Bridge,Misc 09-10 Landscaping	18,467.68	-	-	18,468
151004-PWOD Tree Mitigation & Related Expenses - Conservation and Resource Manag	00000651-King St Planting College To Park	8,724.53	-	8,724.53	-
151004-PWOD Tree Mitigation & Related Expenses - Conservation and Resource Manag	00000744-North Main Street Landscaping	9,155.68	-	-	9,156
151004-PWOD Tree Mitigation & Related Expenses - Conservation and Resource Manag	00000982-Tree Protection & Related Expenses	1,436,949.08	-	-	1,436,949
151004-PWOD Tree Mitigation & Related Expenses - Conservation and Resource Manag	00001035-Mandarin Road Tree Planting	74,601.00	-	-	74,601
151004-PWOD Tree Mitigation & Related Expenses - Conservation and Resource Manag	00001036-Springfield Preservation Tree Planting	220,408.45	8,961.61	230.17	211,217
151004-PWOD Tree Mitigation & Related Expenses - Conservation and Resource Manag	00001315-Level 2 Tree Planting Program	4,434,789.19	464,447.68	1,657,628.84	2,312,713
151004-PWOD Tree Mitigation & Related Expenses - Conservation and Resource Manag	00001316-Moncrief Rd Beautification Project	180,705.21	13,353.86	27,112.73	140,239
151004-PWOD Tree Mitigation & Related Expenses - Conservation and Resource Manag	00001345-District 8 Tree Planting	52,767.40	-	52,767.40	-
151004-PWOD Tree Mitigation & Related Expenses - Conservation and Resource Manag	00001606-Sulzbacher Village Level 3 Tree Planting	20,752.30	4,672.40	5,692.40	10,388
151004-PWOD Tree Mitigation & Related Expenses - Conservation and Resource Manag	00001607-Hugenot Park Level 3 Tree Planting	72,207.20	-	72,207.20	-
151004-PWOD Tree Mitigation & Related Expenses - Conservation and Resource Manag	00001623-Level 3 Tree Planting Program	825,213.40	-	275,962.75	549,251
151004-PWOD Tree Mitigation & Related Expenses - Conservation and Resource Manag	All Activity Values	9,682,390.64	1,247,363.65	2,601,666.14	5,833,361
151016-PWOD Forrest Street Ash Site Tree Planting - Conservation and Resource Mg	All Activity Values	5,994.50	-	5,994.50	-
151132-PWOD County-Wide Tree Prog-Active Parks - Conservation and Resource Manag	All Activity Values	532,545.04	-	-	532,545
151135-PWOD County-Wide Tree Prog-Preservation Parks - Conservation and Resource	All Activity Values	514,854.00	-	-	514,854
154006-PWML Tree Maintenance - Other Physical Environment	All Activity Values	373,253.63	22,982.19	338,061.86	12,210
154007-PWML 630-City Tree Planting Prog - Other Physical Environment	All Activity Values	1,517,703.84	174,366.84	285,271.56	1,058,065
154008-PWML Patton Rd And Beach Blvd Tree Planting - Conservation and Resource M	All Activity Values	9,428.34	-	9,428.34	-
154009-PWML Zoo Landscaping-Asian Exhibit - Conservation and Resource Management	All Activity Values	1,031,432.38	-	-	1,031,432
191015-JXSF Conservation and Resource Management	00000981-Tree Protection & Related Expenditures-Activity	2,266,375.86	-	-	2,266,376
All Center Values	All Activity Values	15,933,978.23	1,444,712.68	3,240,422.40	11,248,843.15
153104-PWCP Public Works Capital Projects - Road and Street Facilities	Better Jacksonville Plan Project 008449	1,717,826.00			1,717,826

Recent Expenditure Appropriations impacting available balance

<u>Fund</u>	<u>Budget Period</u>	<u>Total Budget</u>	<u>Description</u>
15304	10/19/20	2,000,000	Ord. 2019-745 Countywide program - public right of ways
15304	Jan-20	2,000,000	Ord. 2019-880 - Level 2 Tree Planting Program
15304	Feb-20	2,000,000	Ord. 2019-886 - 630-CITY Level 1 Tree Planting Program
15304	Apr-20	72,298	Ord. 2020-0114 -Level 3 Planting - project near Sulzbacher Village Apartments
15304	Apr-20	105,587	Ord. 2020-113 - Level 3 Tree Planting project at Huguenot Park
15304	Jun-20	1,000,000	Ord. 2020-213 - Level 3 Tree Planting Program
15304	Dec-20	2,000,000	2020-0616-E to "630-City Tree Planting Program" to Provide Tree Planting Administered by Public Works in the Public Rights-of-Way in Locations Where Adjacent Propty Owners Have Made Requests thru 630-City
15304	Jan-21	2,000,000	2020-0732-E ORD Approp \$2,000,000.00 from the Tree Protection & Related Expenses Trust Fund, 15304, for the Level 2 County-Wide Prog to Provide Tree Planting on Public Land in Duval County Suggested by Individuals or Groups
15304	April -21	2,000,000	2021-0144-E - ORD Approp \$2,000,000 from the Tree Protection & Related Expenses Trust Fund, Fund 15304, for the County-Wide "Remove and Replace" Prog; 2021-0455-E - ORD Approp \$2,000,000.00 from the Tree Protection & Related Expenses Trust Fund, Fund 15304, for the Level 2 County-Wide Prog to Provide Tree Planting on
15304	9/12/21	2,000,000	Public Land in Duval County
15304	2/24/2022	1,950	BT22-041 COLA
15304	2/24/2022	28	BT22-041 COLA
15304	2/24/2022	6	BT22-041 COLA
15304	2/24/2022	228	BT22-041 COLA