

Jacksonville Tree Commission

Wednesday February 16, 2022 – 9:30 AM
Ed Ball Building, 10th Floor, Conference Room 5
and Zoom

Commissioners: Chris Flagg, Chair
Curtis Hart, Vice Chair
Ron Salem
John Pappas
Mike Robinson
Rhodes Robinson
Susan Fraser

Advisors: Susan Grandin
Richard Leon
Kathleen McGovern
Jose Regueiro

Staff: Cindy Chism

AGENDA - Revised

Order of Agenda is Subject to Change

- 1. Call to Order - Chair**
- 2. Roll Call and Verification of Quorum – Cindy Chism**
- 3. Submittal of Speaker's Cards – Chair**
 - a) A raised hand icon as well as waving at the screen will be acknowledged by Chair or Ms. Chism.
 - b) For those attending in person, paper speakers' cards will be available.
- 4. Reports:**
 - a) Fund balance and encumbrance report for 15(F) (Ordinance Tree Fund), 15(N) (Charter Tree Fund) and BJP (Attachment A) – Jose Regueiro
 - b) Status of Pending Level 2 Tree Projects (Attachment B) – Kathleen McGovern
 - c) Fund Status of 630-CITY, Remove & Replace and Level 2 Programs– Richard Leon
- 5. Action Items:**
 - a) Approval of Minutes from December 15, 2021 meeting - Chair
 - b) Approval of Minutes from January 12, 2022 workshop – Chair
 - c) Approval of Minutes from the Special Meeting on March 9, 2021
- 6. Old Business**
 - a) Level 3 Document Revisions – Deferred until March Meeting – Susan Grandin

7. New Business

- a) Outstanding Professional Award
- b) Jacksonville Zoo & Gardens Parking Lot Tree Planting Progress Report
- c) Preservation Parks – Jennifer Hinton
- d) Tree Maintenance – Professor E. Gillman

8. Public Comment

- 9. Adjournment** – the next meeting is scheduled Wednesday, March 16, 2022 at 9:30am and will be a Hybrid/Zoom meeting in Ed Ball Building, 10th Floor, Public Works Office, conference room 5.

Jacksonville Tree Commission
Wednesday February 16, 2022 – 9:30 AM
Approved March 23, 2022
Via Zoom Platform & In Person

**Commissioners
Present:**

Chris Flagg, Chair
Curtis Hart, Vice Chair
Mike Robinson
CM Ron Salem
Susan Fraser
John Pappas

Staff: Cindy Chism

Public: Joe Anderson, JEA
Kelly O’Leary, Liberty Landscape
Fred Pope, COJ
Todd Little, COJ
Mike Zaffaroni, Liberty Landscape
John November, Public Trust
Lisa Grubba, Greenscape
Dalton Smith, COJ
Jennifer Hinton, COJ
Dave McDaniel, COJ
John Nooney
Kathleen McGovern, COJ

Advisors:

Susan Grandin, OGC
Richard Leon, Urban Forestry

1. **Call to Order** – Chair
2. **Roll Call and Verification of Quorum** – Cindy Chism
3. **Submittal of Speaker’s Cards** – Chair
 - a) A raised hand icon as well as waving at the screen will be acknowledged by Chair or Ms. Chism.
 - b) For those attending in person, paper speakers’ cards are available.
4. **Reports:**
 - a) Fund balance and encumbrance report for 15(F) (Ordinance Tree Fund), 15(N) (Charter Tree Fund) and BJP (Attachment A) – Joe Regueiro
 - b) Status of Pending Tree Projects (Attachment B) – Richard Leon
 - i. Currently there are 4 Level 2 Projects in progress.
 - c) Fund Status of 630-CITY, Remove & Replace and Level 2 Programs– Richard Leon
 - i. With the City Arborist position vacant, these numbers are unavailable.
 - ii. 8113 trees have been planted since the City Arborist position was filled, almost all of them 3” B&B. In the Level 2 program, to date 2248 trees have been planted. 3729 have been planted using the 630-CITY program. Remove & Replace has replaced 877. 1259 were planted before the current programs were created.
 - iii. Mr. M. Robinson asked what the survival rate was. Mr. Leon replied Todd Little has just completed an audit of the 630-CITY program, there was a 93% survival rate.
 - iv. Mr. Hart asked what the cost per tree for each program including administration costs, everything. Mr. Flagg added this would help us determine what the percentage of return is for each program. Mr. Hart continued, originally the Level 3 Program was going to be done with volunteer labor. An

organization would make a pitch for trees in an area using volunteer labor and the City staff were going to oversee the installation. The Level 3 Program was originally supposed to be a minimal cost program. In retrospect, what is the status of the program categories to determine if we are headed in the right direction. Mr. Leon agreed to put together a spreadsheet to determine what the most cost-effective efficient method to plant trees was. Ms. Fraser requested the 'cost to plant' be broken down as far as administrative costs, warranty costs, etc., from the beginning of the Tree Commission.

5. Action Items:

- a) Approval of Minutes from December 15, 2021 meeting – Chair
 - i. Motion to approve made by Mr. Hart, seconded by Mr. M. Robinson, none opposed.
- b) Approval of Minutes from January 12, 2022 workshop – Chair
 - i. Motion to approve made by Mr. Hart, seconded by Mr. M. Robinson, none opposed.
- c) Approval of Minutes from the Special Meeting on March 9, 2021 - Chair
 - i. Motion to approve made by Mr. Hart, seconded by Ms. Fraser, none opposed.

6. Old Business

- a) Level 3 Program Document Revisions - Deferred until March meeting – Susan Grandin

7. New Business

- a) Outstanding Professional Award given to Dalton Smith from the State of Florida Urban Forestry Council.
- b) Jacksonville Zoo & Gardens Parking Lot Tree Planting Progress Report (Attachment C) – Richard Leon
- c) Preservation Parks (Attachment D) – Jennifer Hinton
- d) Tree Maintenance – Profession E. Gillman

8. Public Comment –

- a) CM Salem asked who would I call to determine if there were permits to completely clear this land for a Charter School being built near Jacksonville University on University Blvd? Mr. hart said the Planning Department/Development Services would know but it's permitted so they would either pay into the fund or plant a bunch of trees.
- b) Mr. John Nooney – Over Superbowl weekend, on the 3000 block of parental Home Rd., which backs up to Pottsburg Creek, it was clearcut all the way to the creek. There is a sign for rezoning, but did it go to the Waterways Commission, was there a CPAC meeting, did the District Councilmember have a meeting? It was just alarming.
- c) Mr. John November – Right now the City spends about \$500,000 on the pruning budget. To initiate a pruning cycle where trees would be pruned once every 10 years, though the industry would prefer 7-8 years to keep a canopy somewhat healthy, this would require an additional \$7-800,000 per year. To get those additional funds, one approach would be to add about \$400,000 from the general fund and then allow the Tree Fund match to increase from 25% to 40% which would get another \$350,000. That

\$750,000 would enable the City to begin a preventative maintenance program which would make a huge difference in the health of our canopy overall. Taking care of our mature trees is just as important as planting new trees. It is justifiable to increase the percentage from the Tree Fund if there is a corresponding increase in the budget. The only way that increase will happen is if the Mayor and City Council hear from many voices that this makes sense. It cannot come solely from Staff. Mr. Pappas added that from a maintenance standpoint, understanding what level of service we are looking for, quantifying what the needs are and what will be achieved is really the first step.

9. **Adjournment** – the next meeting is scheduled for Wednesday, March 16, 2022 at 9:30am and will be a Hybrid/Zoom meeting in Ed Ball Building, 10th Floor, Public Works Office, conference room 5.

Home Tree Mitigation Tree Commission About Welcome Guest (Visitor) Log in



TREE MITIGATION

CITY OF JACKSONVILLE

TREE REMOVAL PERMIT INFORMATION

Click here to search detailed information on Site Cleaning and Tree Removal Permits. In reviewing tree removal information on a specific permit, for "B" permits click on the Spec 2 tab, for "L" permits click on the Tree Mitigation tab



TREE FUND CITY PLANTING PROJECTS

Click here to search detailed information about City Tree Fund Planting Projects.



AVAILABLE FOR APPROPRIATION

15F (Ordinance) \$13,448,395.39
 15N (Charter) \$7,171,863.65
 Better Jacksonville Plan - Tree Mitigation Project. \$1,717,826.00
 Total: \$22,337,885.04



FILE AN ISSUE

Click here to report site cleaning or tree removal without a permit, or to request tree maintenance on public property in the CARE System. select "Tree Remove or Landscape Violation" from the dropdown.



Disclaimer: The AVAILABLE FOR APPROPRIATION information shown on this page is updated nightly from the City's financial records, but does not include any pending appropriations, or other financial transactions of the funds which have not been completed.

Available Balance, Revenues, and Expenditures by month
2/3/2022

15304-Tree Protection & Related Expenditures

	Feb-22	Jan-22	Dec-21	Nov-21	Oct-21	Sep-21	Aug-21
Cash	24,637,216	24,637,216	24,280,548	24,332,781	24,154,812	24,120,871	24,273,314
Liabilities	(28,336)	(28,336)			(69,370)	289,152	
Budget	(15,931,766)	(15,931,766)	(15,931,766)	(15,931,766)	(15,931,766)	(18,566,131)	(18,566,131)
BUDGET RESERVE	3,701,030	3,701,030	3,701,030.21	3,701,030.21	3,701,030.21	3,701,030.21	3,701,030.21
Actual Expenditures	2,609,180.80	3,008,872.44	3,044,627.27	4,221,355.76	4,442,713.46	4,960,734.43	4,821,678.51
Net Budgeted Expenditures	(9,621,555.22)	(9,221,863.58)	(9,186,108.75)	(8,009,380.26)	(7,788,022.56)	(9,904,366.49)	(10,043,422.41)
Available Balance Total	14,987,325	15,387,017	15,094,439	16,323,401	16,297,420	14,505,656	14,229,891

Revenues

	143,100	557,715	12,030	283,308	224,556	28,883	365,596
--	---------	---------	--------	---------	---------	--------	---------

Expenditures

	321	250,062	51,157	41,096	(42,753)	139,056	300,402
--	-----	---------	--------	--------	----------	---------	---------

15305-Tree Mitigation & Related Expense

	Feb-22	Jan-22	Dec-21	Nov-21	Oct-21	Sep-21	Aug-21
Cash	7,183,056	7,183,056	6,976,015	6,970,015	6,948,403	6,871,102	6,838,495
Liabilities							
Budget	(45,598)	(45,598)	(45,598)	(45,598)	(45,598)	(48,920)	(48,920)
BUDGET RES.	1	1	1	1	1	1	1
Actual Expenditures	3,321	3,321	3,321	3,321	3,321	3,321	3,321
Net Budgeted Expenditures	(42,275)	(42,275)	(42,275)	(42,275)	(42,275)	(45,598)	(45,598)
Available Balance Total	7,140,781	7,140,781	6,933,740	6,927,740	6,906,128	6,825,504	6,792,897

Revenues

	14,475	73,500	6,000	21,612	62,619	32,607	113,910
--	--------	--------	-------	--------	--------	--------	---------

Expenditures

--	--	--	--	--	--	--	--

Jul-21 Jun-21 May-21 Apr-21 Mar-21 Feb-21 Jan-21 Dec-20 Nov-20 Oct-20

24,208,120	24,233,628	24,296,712	24,238,457	24,580,027	24,217,101	24,380,497	24,913,953	25,069,341.05	25,336,840.03
(18,566,131)	(18,566,131)	(18,566,131)	(11,748)	(66,234)	(18,672)	(16,566,131)	(709,486)	(25,981)	(252,331)
3,701,030.21	3,701,030.21	3,701,030.21	3,701,030.21	3,701,030.21	3,701,030.21	3,701,030.21	3,701,030.21	3,701,030.21	3,701,030.21
4,521,276.22	4,249,173.55	4,049,324.26	3,778,801.33	3,002,702.13	2,651,436.47	2,251,423.91	1,965,607.11	737,722.07	475,268.37
(10,343,824.70)	(10,615,927.37)	(10,815,776.66)	(11,086,299.59)	(9,862,398.79)	(10,213,664.45)	(10,613,677.01)	(8,899,493.81)	(8,127,378.85)	(8,389,832.55)
13,864,295	13,617,700	13,418,569	13,140,409	14,651,394	13,984,764	13,766,820	15,304,973	16,915,981	16,694,677

246,595	199,111	278,160	489,015	666,630	117,944	461,847	301,590	289,638	223,252
---------	---------	---------	---------	---------	---------	---------	---------	---------	---------

272,103	199,849	270,523	776,099	351,266	400,013	285,817	1,227,885	262,454	475,268
---------	---------	---------	---------	---------	---------	---------	-----------	---------	---------

6,724,585	6,682,138	6,664,975	6,590,547	6,751,737	6,710,976	6,619,185	6,645,231	6,586,416	6,481,899
(48,920)	(48,920)	(48,920)	(48,920)	(48,920)	(48,920)	(48,920)	(48,920)	(48,920)	(48,920)
1	1	1	1	1	1	1	1	1	1
3,321	-	-	-	-	-	-	-	-	-
(45,598)	(48,919)	(48,919)	(48,919)	(48,919)	(48,919)	(48,919)	(48,919)	(48,919)	(48,919)
6,678,987	6,633,219	6,616,056	6,541,628	6,483,857	6,562,057	6,570,266	6,596,312	6,537,497	6,432,980

45,768	17,163	74,428	57,771	(178,200)	91,791	(26,046)	58,815	104,517	73,974
--------	--------	--------	--------	-----------	--------	----------	--------	---------	--------

3,321	-	-	-	-	-	-	-	-	-
-------	---	---	---	---	---	---	---	---	---

CITY OF JACKSONVILLE LEVEL 2 TREE PLANTING PROJECTS

ATTACHMENT B

Visit <https://pg-cloud.com/JacksonvilleFL/> for City of Jacksonville Tree Project Maps

Visit jaxtreemitigation.coj.net - Tree Fund City Projects for links to legislation and planting details

Requesting Entity	Project Scope	Status	Appropriation Amount	Obligated	Contract/Warranty
1 Kensington Association HOA Director	54 trees requested within Kensington Lakes city right of ways along Kensington Gardens Blvd. and Kensington Lakes Dr to replace trees lost due to storm damage/disease; may include removals. Planting Plan pending.	Maintenance/Warranty Complete	\$124,202.62	\$124,202.62	Davey -1/yr
2 Cathedral District Tree Planting	50+ trees requested as Cathedral District (CD7) tree planting, may include removal of damaged/diseased trees. City right of way tree plantings within general proximity but not limited to State St to Catherine St. to Main St. to Adams St., site evaluation scheduled	Complete	\$120,371.14		Liberty 2/yr
3 Executive Director, Tree Hill Nature Center	22 trees requested in Tree Hill amphitheater parking area; site plan complete; no removals required; ready for review pending cost estimate per new countywide tree planting contract.	Maintenance/Warranty Complete	\$21,472.80	\$21,472.80	Liberty 3/mos
4 San Marco Preservation Society and Greenscape, San Marco Tree Planting	102 Trees requested in city right of ways within District 5; includes removal of damaged/diseased trees; site evaluation scheduled	Maintenance/Warranty Complete	\$247,749.52	\$247,749.52	Davey -1/yr
5 Sheffield Elementary School PTA President	10 Trees requested to provide shade for existing play area/field at Sheffield Elementary School; site visit complete - pending design and review.	Installation Complete	\$20,414.48		Davey -1/yr
6 S-Line Biodiversity Corridor Tree Planting	Installation of 25 trees throughout the S-Line Trail Biodiversity Corridor. This will offer additional tree canopy and shade to the trail.	Maintenance/Warranty Complete	\$30,949.40	\$30,949.40	Liberty 3/mos
7 Canopy Place Tree Planting/resident request	Installation of 40 trees in city right of ways and medians to provide additional tree canopy, sound buffer and screening.	Installation Complete	\$117,483.97		Davey -1/yr
8 Sunrise Ridge/resident request	Installation of 40 tree in city right of ways to increase tree canopy as well screening and buffer from adjacent highway.	Maintenance/Warranty Complete	\$107,316.52	\$107,316.52	Davey -1/yr
9 Jacksonville Beach Golf Park/Jax Beach	Installation of 156 trees in city golf course park to increase tree canopy, create screening, and attract wildlife.	Maintenance/Warranty Complete	\$147,562.80	\$147,562.80	Liberty 3/mos
10 Yates Building - Cultural Council of Greater Jacksonville	8 Trees to be installed around renovated fountain at building entrance	Installation Complete	\$38,312.00		Liberty 2/yr
11 City Cemetery - citizen request	18 Trees in right of ways on Ionia St. and Jessie St.	Installation Complete	\$41,350.50		Liberty 2/yr
12 Baymeadows East Association Tree Planting	119 Trees in right of ways and medians on Baymeadows East and Fort Family Regional Park	Installation Complete	\$284,900.07		Davey -1/yr

CITY OF JACKSONVILLE LEVEL 2 TREE PLANTING PROJECTS

Visit <https://pg-cloud.com/jacksonvilleFL/> for City of Jacksonville Tree Project Maps

Visit jaxtreemitigation.coj.net - Tree Fund City Projects for links to legislation and planting details

Requesting Entity	Project Scope	Status	Appropriation Amount	Obligated	Contract/Warranty
13 Cobblestone Homeowners Association/residential requests/HOA	Installation of 105 trees in city right of ways and medians to provide additional tree canopy, sound buffer and screening.	Installation Complete	\$191,322.00		Liberty 2/yr
14 Ed Austin Park Tree Planting/Resident request	115 Trees in right of ways around and within Willowbranch Park	Installation Complete	\$214,822.00		Liberty 2/yr
15 Neptune Beach/Residential requests - City of Neptune	Trees within residential Right of Ways - 47 trees	Installation Complete	\$55,490.00		Liberty 3/mos
16 Nathan Krestul Park - Friends of Krestul Park	Trees within Park - 34 trees	Installation Complete	\$95,580.00		Liberty 2/yr
17 John Gorrie Dog Park/Friends of John Gorrie Dog Park	Trees along Park Right of Way - Buffer - 11 Trees	Installation Complete	\$23,166.00		Liberty 2/yr
18 Alexandria Oaks Park/SMPS and Bolles School request	Trees within Park - 15 trees	Installation Complete	\$28,593.00		Liberty 2/yr
19 Huntington Forest Park/Resident request to CM	Trees along Park Right of Way - Buffer - 15 trees	Installation Complete	\$28,026.00		Liberty 2/yr
20 Love Grove/Willowbranch	Trees in right of ways around and within Willowbranch Park - 51 Trees	Phase 1 Complete	\$93,742.00		Liberty 2/yr
21 Greenland Park/residents adjacent to park	Trees within Park - 53 trees	Installation Complete	\$95,580.00		Liberty 2/yr
22 Harlow Blvd./Resident request	Trees within median on Harlow Blvd. - 47 trees	Installation Complete	\$102,804.00		Liberty 2/yr
23 Atlantic Beach/City of Atlantic Beach	Trees within Atlantic Beach residential Right of Ways and Parks - 96 trees	Installation Complete	\$194,532.00		Liberty 2/yr
24 Lake Mandarin HOA Tree Planting/Resident request	Trees within 4 HOA's residential Right of Ways and Parks - 94 trees	Installation Complete	\$190,168.00		Liberty 2/yr
25 Tom Marshall Park/Sports Association	Trees within ballpark and right of ways - 39 trees	Installation Complete	\$69,336.00		Liberty 2/yr
26 Boat Ramps/Waterfront Management	Trees within 7 boat ramps and parks - 62 trees	Installation Complete	\$111,132.00		Liberty 2/yr


CITY OF JACKSONVILLE LEVEL 2 TREE PLANTING PROJECTS

Visit <https://pg-cloud.com/JacksonvilleFL/> for City of Jacksonville Tree Project Maps

Visit jaxtreemitigation.coj.net - Tree Fund City Projects for links to legislation and planting details

Requesting Entity	Project Scope	Status	Appropriation Amount	Obligated	Contract/Warranty
27 Freedom Park/CM & Parks	Trees within newly established park (irrigated) - 38 trees	Installation Complete	\$38,548.00		Liberty 3/mos
28 Blue Cypress Park Restoration/Parks	Trees within park - field restoration - 157 trees	Installation Complete	\$187,154.40		Liberty 3/mos
30 Reddie Point Park/CM and Parks	Trees within park - field restoration - 27 trees	Installation Complete	\$53,055.00		Liberty 2/yr
31 Twin Lakes Academy ES/School	Trees within school grounds and ROW - 66 trees	Installation Complete	\$122,553.00		Liberty 2/yr
32 Atlantic Beach/City of Atlantic Beach Phase 2	Trees within Atlantic Beach residential Right of Ways and Parks - 133 trees	Installation Complete	\$164,404.80		Liberty 3/mos
33 Kernan Blvd./CM	Trees within medians and Row of Kernan Blvd. - 132 trees	Installation Complete	\$276,722.50		Liberty 2/yr
34 Amelia View/residential	Trees within medians and ROW in Amelia View community - 73 trees	Installation Complete	\$145,395.00		Liberty 2/yr
35 Whitehouse Park/Parks and residential	Trees within play area and recreational fields. - 29 trees	Installation Complete	\$54,594.00		Liberty 2/yr
36 Baker Point Park/Parks and residential	Trees within park undergoing improvements - 8 trees	Scheduling	\$17,091.00		Liberty 2/yr
38 Fort Caroline Rd. Tree Planting	Trees within right of way along Fort Caroline Rd. 66 trees	Scheduling	\$165,793.50		2-Year Warranty
39 Norfolk Soutel Tree Planting	Trees within medians and right of way along Norfolk Blvd. 36 trees	Scheduling	\$85,000.00		2-Year Warranty
40 Jax Beach Park and ROW	Trees within parks and right of way. 150 trees	In Progress	\$277,789.50		
41 Gold Star Family Memorial Highway	Trees within retention pond and right of way. 200 trees	Installation Complete	\$466,296.00		2-Year Warranty

JACKSONVILLE



AND GARDENS

174 Trees planted so far...49 to go!

- Cabbage palm
- Sand live oak
- 'Delta Blues' Vitex
- Weeping yaupon holly
- 'Parkside' live oak
- 'DD Blanchard' southern magnolia
- 'Little Gem' southern magnolia
- 'Eagleston' holly
- Dahoon holly
- Winged elm
- Sweetbay magnolia
- Bald cypress
- 742 personnel hours
- ~4.2 hours per tree





B)

























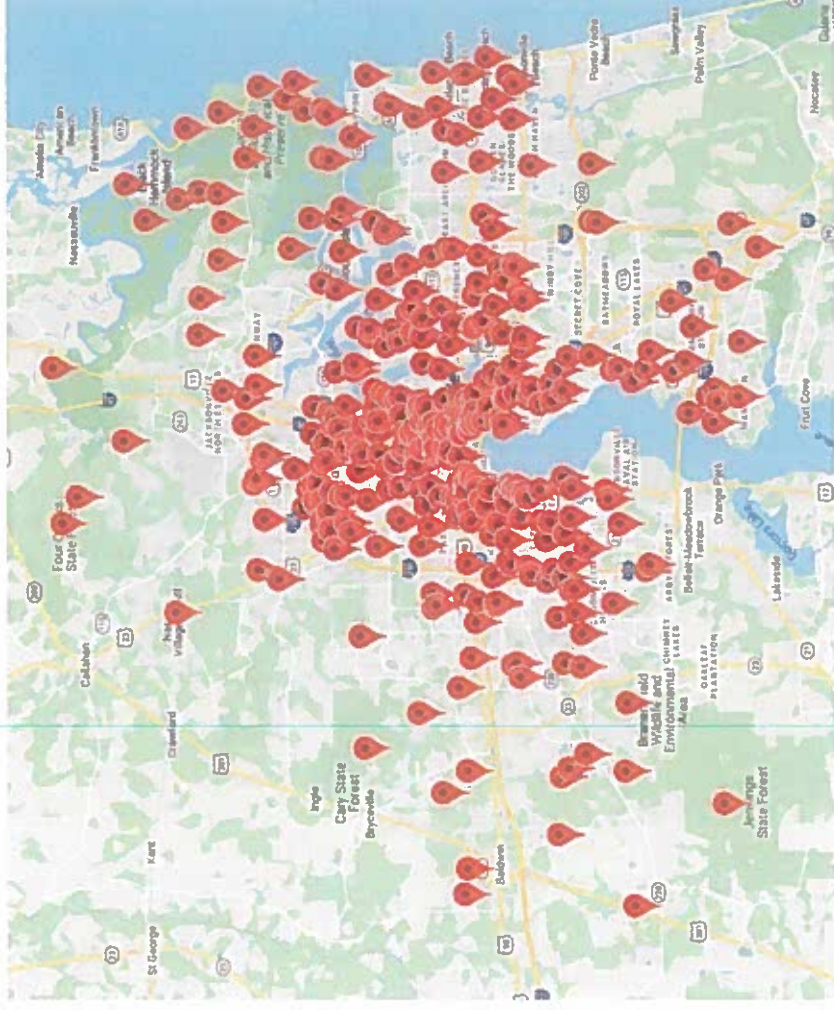
A photograph of a creek with a rocky bank and dense green vegetation. The text is overlaid on the image.

McGirts Creek Preserve Restoration Project

Dr. Jenny Hinton
Tree Commission Meeting
February 2022


City of Jacksonville's Park System

- COJ's Department of Parks, Recreation, and Community Services manages the nation's largest park system.
- Over 400 parks and recreational spaces are open to the public, including active parks and preservation parks.



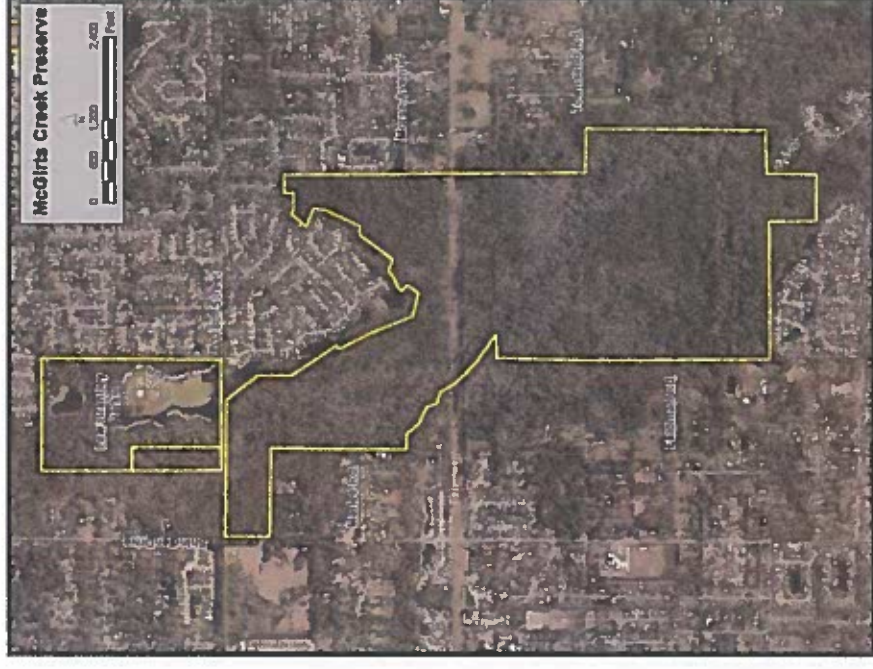
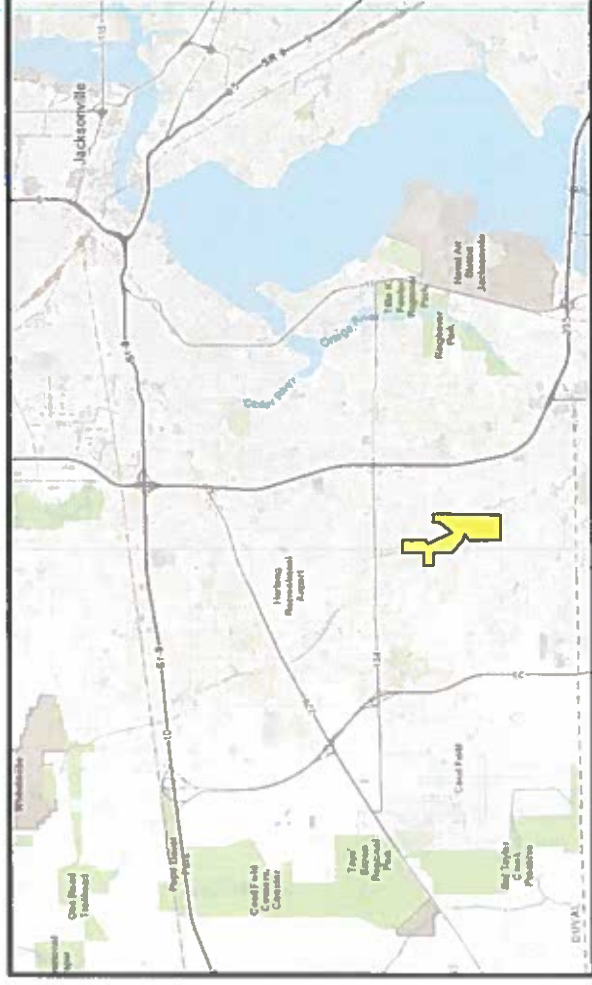
Preservation Parks

- Preservation Project Jacksonville
- Goals: limit urban sprawl, improve water quality, reduce flooding, protect wildlife habitat, and provide recreation.
- Many preserves have parking, trails, picnic areas, and waterfront access.
- Most preserves have high-quality habitats, but several need to be restored.



McGirts Creek Preserve

- 500-acre nature preserve
- Valuable ecosystem along McGirts Creek
- Portions previously planted with slash pine



Goals - Restoration and Recreation

- COJ is committed to restore 50+ acres.
- Project is partially funded by money received as compensatory mitigation.
- Restoration will increase biodiversity and enhance ecosystem services.
- Preserve will eventually be open to public for passive recreation.



Plan - Restoration of Natural Communities

- Activities: treatment of invasive plants, thinning pines, and planting trees.
- Many young native flood-tolerant trees are needed.
- Survival of trees will likely be lower than trees planted as landscaping that have irrigation.
- Next steps: secure funding for restoration and continue coordination with the Florida Forest Service and our wetland consultant.




Plan - Restoration of Natural Communities

- Activities: treatment of invasive plants, thinning pines, and planting trees.
- Many young native flood-tolerant trees are needed.
- Survival of trees will likely be lower than trees planted as landscaping that have irrigation.
- Next steps: secure funding for restoration and continue coordination with the Florida Forest Service and our wetland consultant.



Potential Role of Tree Mitigation Trust Fund

- Funds to purchase and plant trees
- Funds for design fees and / or site preparation
- Funding sources will be credited on interpretive signage





Questions?

Dr. Jennifer Hinton
JMHinton@coj.net

Mr. Brian Burket
BBurket@coj.net



McGirts Creek Preserve Restoration Project

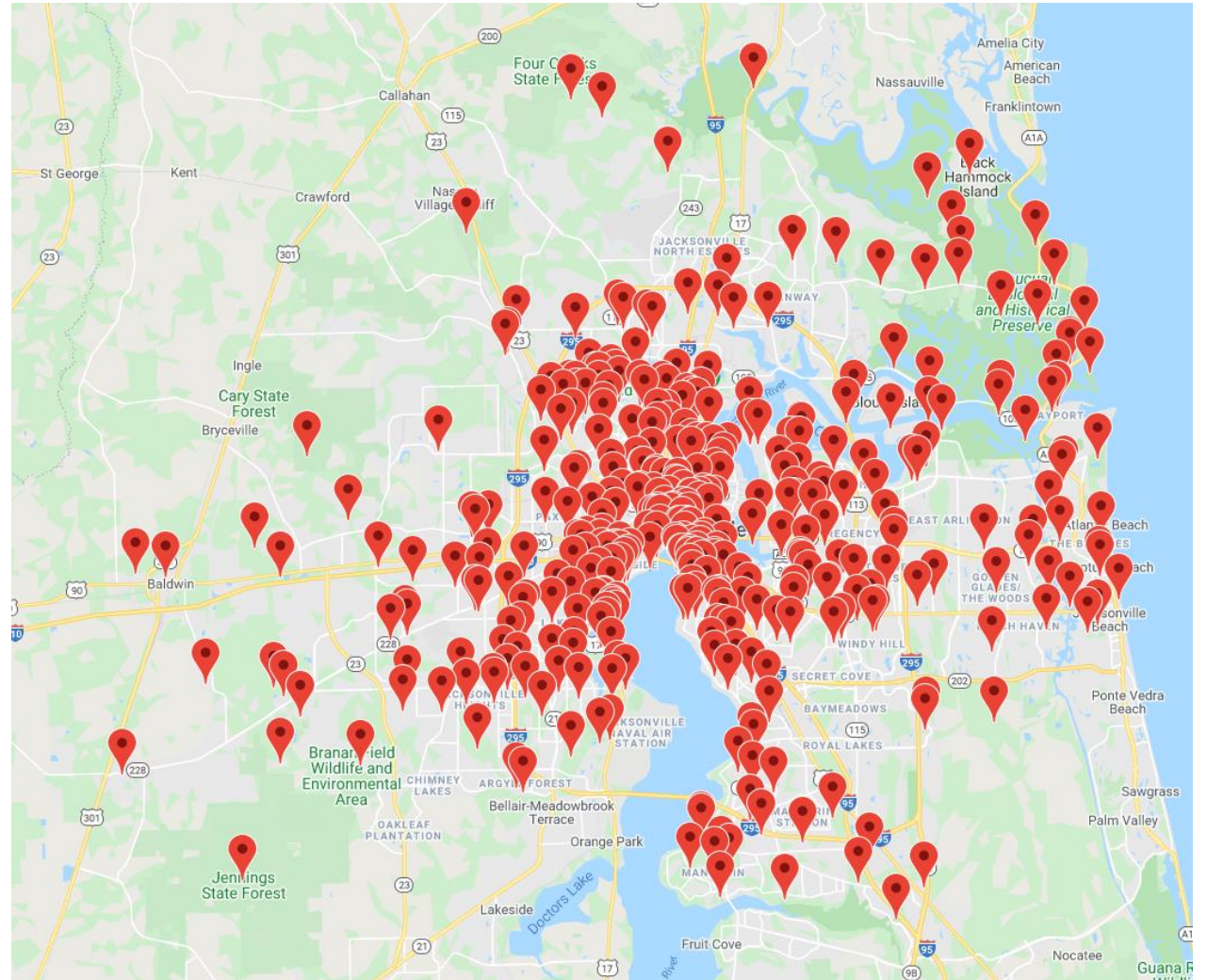
Dr. Jenny Hinton

Tree Commission Meeting

February 2022

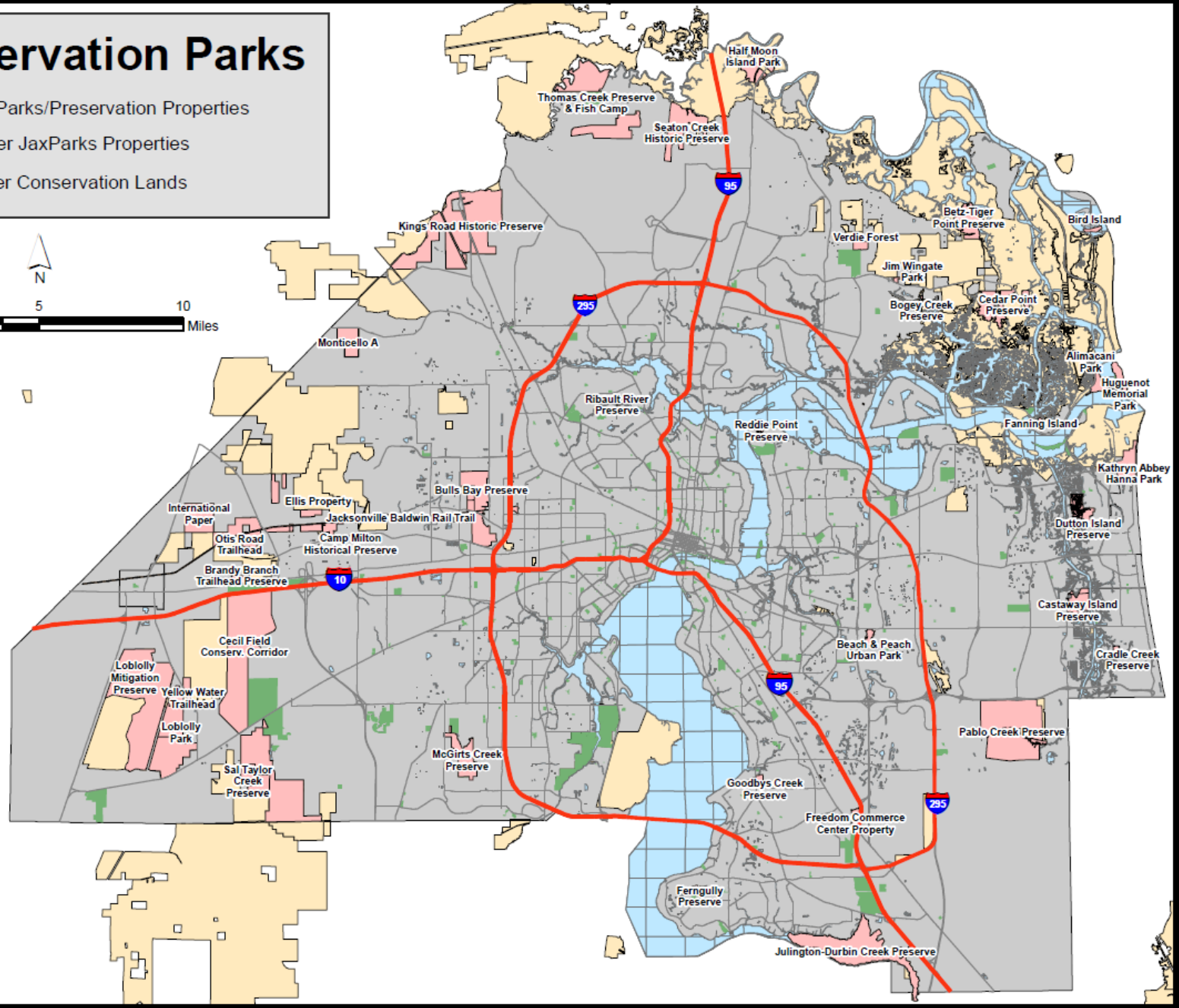
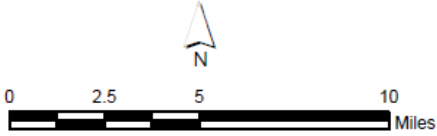
City of Jacksonville's Park System

- COJ's Department of Parks, Recreation, and Community Services manages the nation's largest park system.
- Over 400 parks and recreational spaces are open to the public, including active parks and preservation parks.




Preservation Parks

- JaxParks/Preservation Properties
- Other JaxParks Properties
- Other Conservation Lands



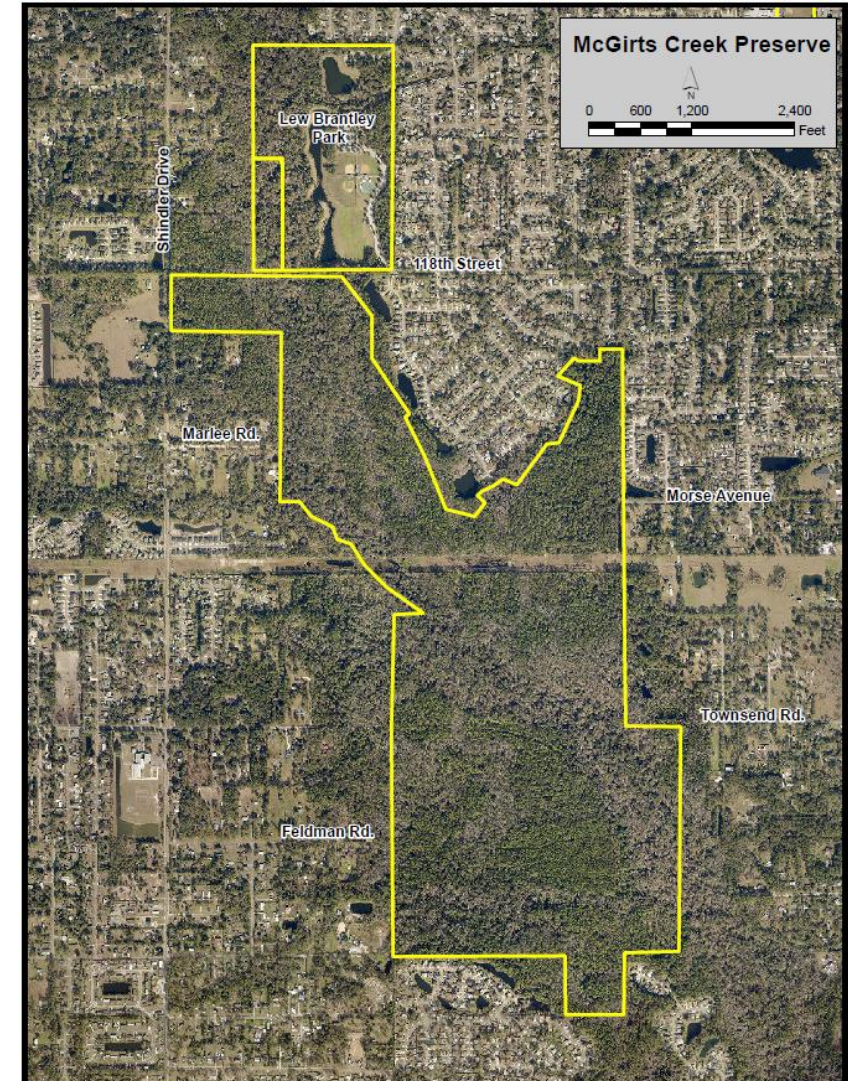
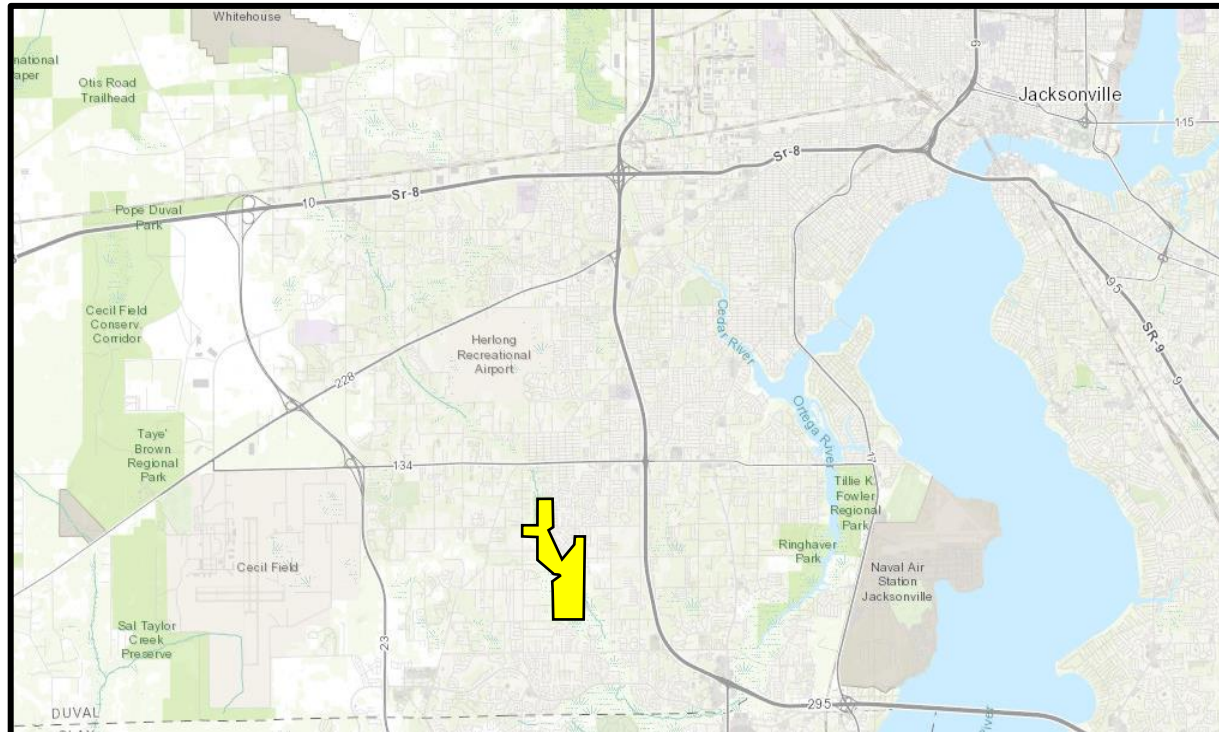
Preservation Parks

- Preservation Project Jacksonville
- Goals: limit urban sprawl, improve water quality, reduce flooding, protect wildlife habitat, and provide recreation.
- Many preserves have parking, trails, picnic areas, and waterfront access.
- Most preserves have high-quality habitats, but several need to be restored.




McGirts Creek Preserve

- 500-acre nature preserve
- Valuable ecosystem along McGirts Creek
- Portions previously planted with slash pine



Goals - Restoration and Recreation

- COJ is committed to restore 50+ acres.
- Project is partially funded by money received as compensatory mitigation.
- Restoration will increase biodiversity and enhance ecosystem services.
- Preserve will eventually be open to public for passive recreation.



Plan - Restoration of Natural Communities

- Activities: treatment of invasive plants, thinning pines, and planting trees.
- Many young native flood-tolerant trees are needed.
- Survival of trees will likely be lower than trees planted as landscaping that have irrigation.
- Next steps: secure funding for restoration and continue coordination with the Florida Forest Service and our wetland consultant.



Plan - Restoration of Natural Communities

- Activities: treatment of invasive plants, thinning pines, and planting trees.
- Many young native flood-tolerant trees are needed.
- Survival of trees will likely be lower than trees planted as landscaping that have irrigation.
- Next steps: secure funding for restoration and continue coordination with the Florida Forest Service and our wetland consultant.



Potential Role of Tree Mitigation Trust Fund

- Funds to purchase and plant trees
- Funds for design fees and / or site preparation
- Funding sources will be credited on interpretive signage





Questions?

Dr. Jennifer Hinton
JMHinton@coj.net

Mr. Brian Burket
BBurket@coj.net



TREE MITIGATION

CITY OF JACKSONVILLE



TREE REMOVAL PERMIT INFORMATION

Click here to search detailed information on Site Cleaning and Tree Removal Permits. In reviewing tree removal information on a specific permit, for "B" permits click on the Spec 2 tab, for "L" permits click on the Tree Mitigation tab



TREE FUND CITY PLANTING PROJECTS

Click here to search detailed information about City Tree Fund Planting Projects



AVAILABLE FOR APPROPRIATION

15F (Ordinance) \$13,448,395.39
15N (Charter) \$7,171,663.65
Better Jacksonville Plan - Tree Mitigation Project \$1,717,826.00
Total: \$22,337,885.04



FILE AN ISSUE

Click here to report site cleaning or tree removal without a permit, or to request tree maintenance on public property. In the CARE System select "Tree Remove or Landscape Violation" from the dropdown.

Disclaimer: The AVAILABLE FOR APPROPRIATION information shown on this page is updated nightly from the City's financial records, but does not include any pending appropriations, or other financial transactions of the funds which have not been completed.

Available Balance, Revenues, and Expenditures by month
2/3/2022

15304-Tree Protection & Related Expenditures

	Feb-22	Jan-22	Dec-21	Nov-21	Oct-21	Sep-21	Aug-21
Cash	24,637,216	24,637,216	24,280,548	24,332,781	24,154,812	24,120,871	24,273,314
Liabilities	(28,336)	(28,336)			(69,370)	289,152	
Budget	(15,931,766)	(15,931,766)	(15,931,766)	(15,931,766)	(15,931,766)	(18,566,131)	(18,566,131)
BUDGET RESERVE	3,701,030	3,701,030	3,701,030.21	3,701,030.21	3,701,030.21	3,701,030.21	3,701,030.21
Actual Expenditures	2,609,180.80	3,008,872.44	3,044,627.27	4,221,355.76	4,442,713.46	4,960,734.43	4,821,678.51
Net Budgeted Expenditures	(9,621,555.22)	(9,221,863.58)	(9,186,108.75)	(8,009,380.26)	(7,788,022.56)	(9,904,366.49)	(10,043,422.41)
Available Balance Total	14,987,325	15,387,017	15,094,439	16,323,401	16,297,420	14,505,656	14,229,891

Revenues

	143,100	557,715	12,030	283,308	224,556	28,883	365,596
--	---------	---------	--------	---------	---------	--------	---------

Expenditures

	321	250,062	51,157	41,096	(42,753)	139,056	300,402
--	-----	---------	--------	--------	----------	---------	---------

15305-Tree Mitigation & Related Expense

	Feb-22	Jan-22	Dec-21	Nov-21	Oct-21	Sep-21	Aug-21
Cash	7,183,056	7,183,056	6,976,015	6,970,015	6,948,403	6,871,102	6,838,495
Liabilities							
Budget	(45,598)	(45,598)	(45,598)	(45,598)	(45,598)	(48,920)	(48,920)
BUDGET RES.	1	1	1	1	1	1	1
Actual Expenditures	3,321	3,321	3,321	3,321	3,321	3,321	3,321
Net Budgeted Expenditures	(42,275)	(42,275)	(42,275)	(42,275)	(42,275)	(45,598)	(45,598)
Available Balance Total	7,140,781	7,140,781	6,933,740	6,927,740	6,906,128	6,825,504	6,792,897

Revenues

	14,475	73,500	6,000	21,612	62,619	32,607	113,910
--	--------	--------	-------	--------	--------	--------	---------

Expenditures

--	--	--	--	--	--	--	--

