



Your Journey

Summary of 32208 Crime

Prepared by NLP Logix
May 24, 2017

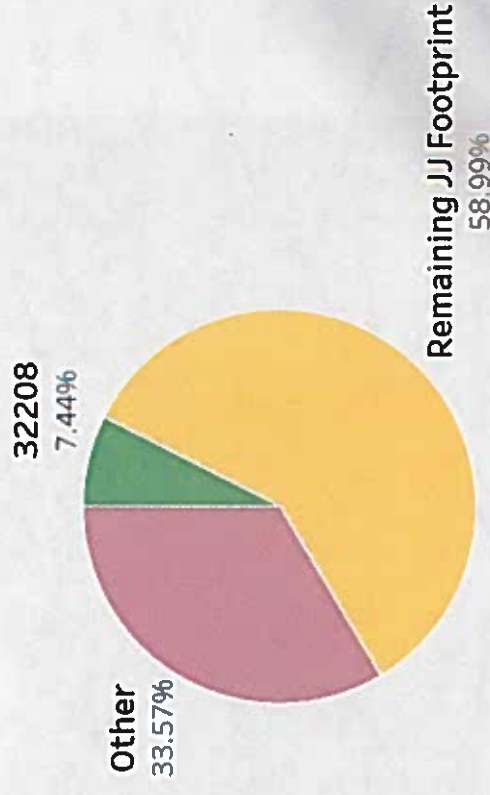
One City. One Jacksonville.

904.630.CITY | www.coj.net | 117 W. Duval St., Jacksonville, FL 32202

Crime Stats for 32208

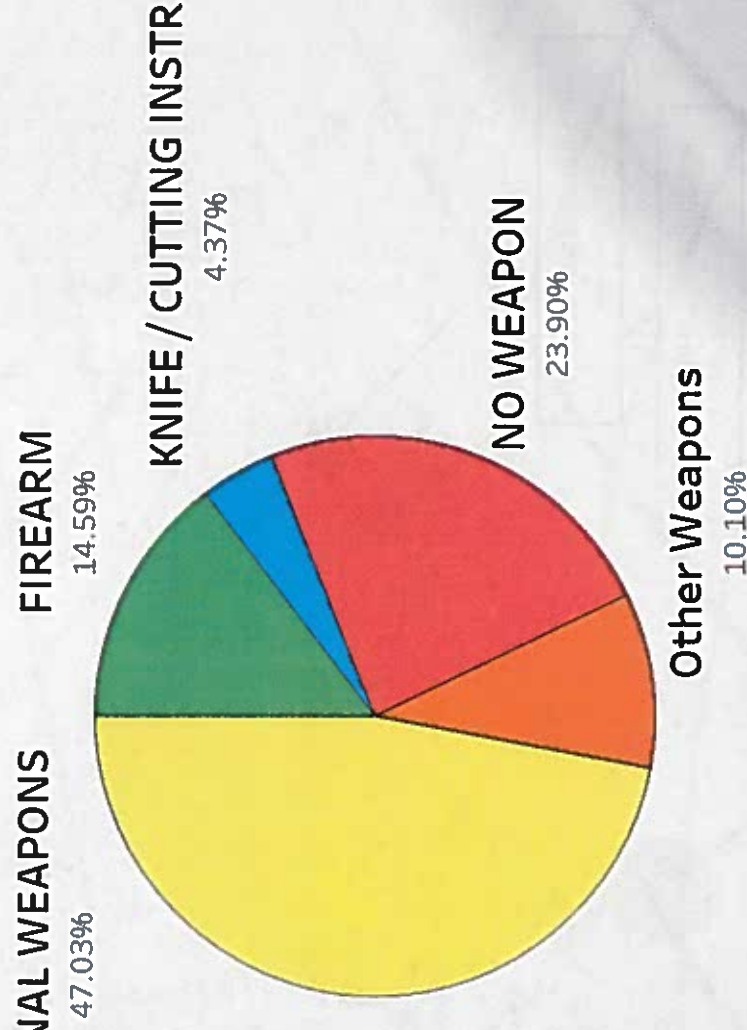
- In 2016, the population of 32208 represents **3.6%** of the population of Duval County, but **5.8%** of the violent crime in Duval County occurs in 32208.
 - 5.6% of all Batteries
 - 7.3% of all Assaults
 - 9.2% of all Carjackings with a Deadly Weapon

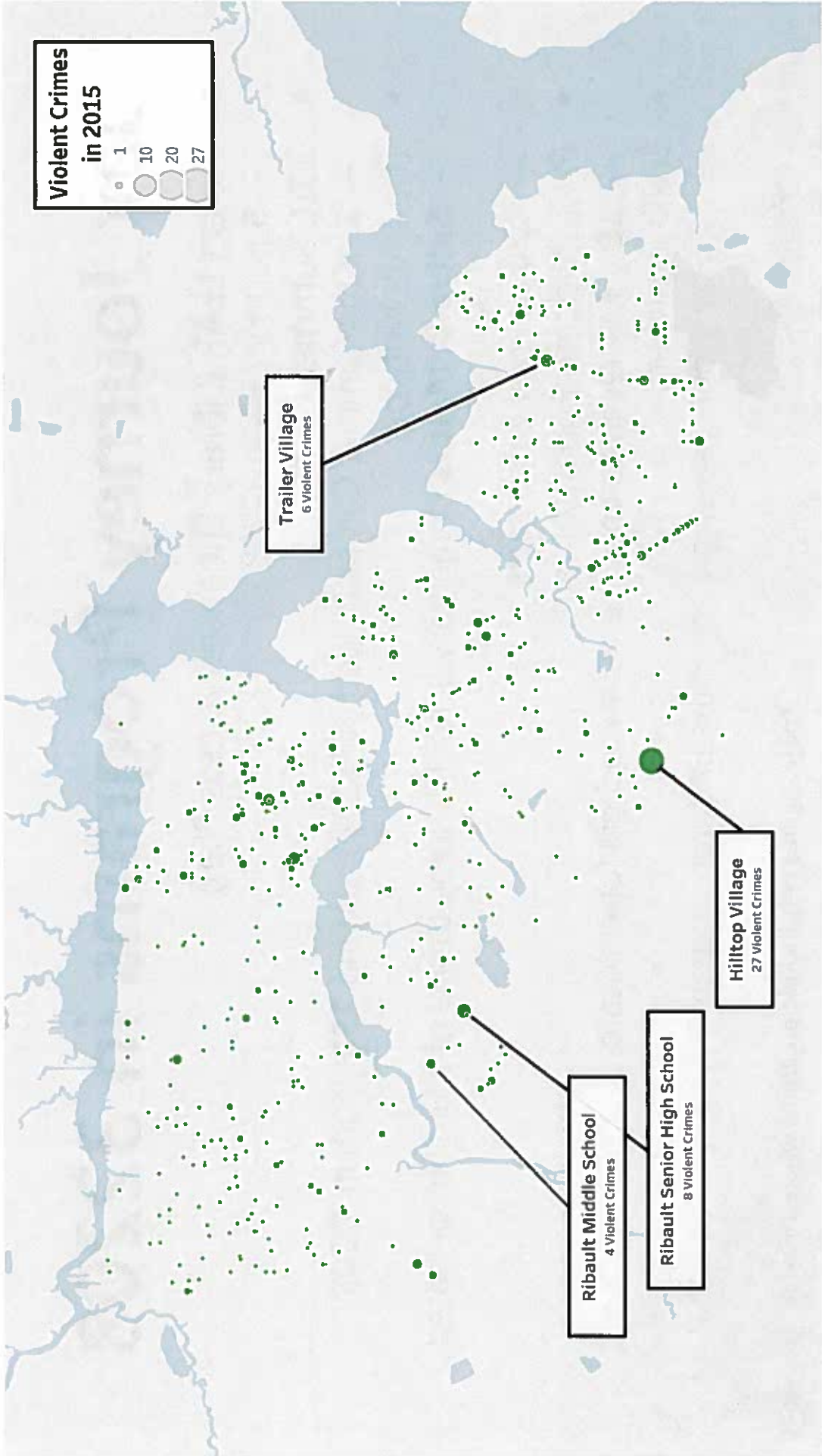
Crimes Classified as Committed with a Deadly Weapon



Violent Crimes in 32208

14.6% of violent crimes in 32208 use some kind of firearm as compared to **11.6%** in the other 9 journey ZIP codes and **8.4%** in ZIP codes outside the Journey footprint.





**Violent Crimes
in 2015**

- 1
- 10
- 20
- 27

Trailer Village
6 Violent Crimes

Hilltop Village
27 Violent Crimes

Ribault Middle School
4 Violent Crimes

Ribault Senior High School
8 Violent Crimes

Jax Journey Programs in 32208

- Juvenile Intervention Programs
 - **23** juveniles in Daniel's Juvenile Intervention Program
- 16-24 year old workforce programs
 - **53** youth enrolled in school or placed in a job
- 1000 in 1000
 - **10** families working to move out of poverty
- Teen Programs
 - **8** students attending Girl Scouts, Groundwork, or YMCA
- Evening Reporting Center just opened in 32209 to serve youth in 32208 and 32209
- Neighborhood accountability boards
 - **Ribault High School** hosts a NAB for youth offenders in 32208

Confidential and Proprietary

*note: figures only include programs where ZIP code is recorded

Your Journey

Thank You!

CITY OF
JACKSONVILLE

One City. One Jacksonville.
904.630.CITY | www.coj.net | 117W. Duval St., Jacksonville, FL 32202

Data Sharing Agreements

- Data Sharing Agreement 1
 - Data delayed
 - Anticipated receipt date of May 26, 2017
 - Initial analysis will be provided at the June 2017 JJOC meeting
- Data Sharing Agreement 2
 - With State DJJ counsel for review

1000 in 1000 / Family Foundations

- Delay in receiving historical data
- Current data includes 85 participants
 - FY 17: 25 participants reviewed during April 2017 JJOC Meeting
 - FY 16: 60 Participants, 9 of whom have completed the program
- Remaining anticipated data includes the 100 pilot participants for 1000 in 1000 and any remaining participants who do not meet Jax Journey funding requirements.