Docusign Envelope ID: B5606ACB-F087-45D7-902C-FF7BBF3C7EA4

City of Jacksonville, Florida
Procurement Award Form (PAF)

Part 1: Form Type JPAC Award Request and Administrative Details

Goods and/or Services: McCoy's Creek Channel Improvements/Restoration Phase 1A - CF-0396-22

Requested Action/Authority:

Recommend approval to increase the award with Kiewit Infrastructure South Co. in the amount of $6,923,240.72 to implement change order #4 for additional scope of work unforeseen petroleum contamination. The revised not-to-exceed expenditure amount is $37,713,884.91.

Justification/Explanation:

The referenced project was awarded in the amount of $23,515,253.50 to Kiewit Infrastructure South Co. C/O #1 was for $1,449,719.65. C/O #2 was for $2,101,995.04. C/O #3 was for $3,723,676.00. C/O #4 is for unforeseen petroleum contamination totaling $6,735,245.12 and $187,995.60 is for additional scope items for the step pools, flumes and miscellaneous plantings.

Legal Contract #:	71931-22	Contract Date:	10/24/2024	Change Order/AMD #:	Change Order #4	
PO/Release #:	645001-22	Bid Date:	07/06/2022	Awarded Supplier:	Kiewit Infrastructure South Co.	
Licenses Verified:	Yes	Effective Date:	10/24/2024	Basis of Award:	LPTA	
Federally Funded:	No	No. Invited:	27	Responses Received:	3	Attachments:
Solicitation:	N/A - CF-0396 - 22			Procurement Contract #:	POA - 71931-22	
Executed By:	Office of General Counsel					

PoP:Base:	Project Completion	Options:	N/A	Extension(s):	N/A
JSEB Rec.:	N/A	%:	N/A	Bonds Waived Pursuant To:	N/A

Fund:	32111	Center:	153101	Acct:	565051	Proj:	006202	Activity:	00000000	$	187,995.60
Fund:	43105	Center:	157002	Acct:	565051	Proj:	010993	Activity:	00000000	$	6,735,245.12
Fund:		Center:		Acct:		Proj:		Activity:		$	

New NTE/GMP:	$ 37,713,884.91	Contingent Amount:	$ 0	DMP/ODPO Amount:	$ 0

Using Agency/BU:	PWEN:ENGINEERING_AND_CONSTRUCTION_MANAGEMENT			
Concurrence:	Signed by: Gibbs, Sheldon 843DE27A46A74CA...	Title:	CHIEF OF ENGINEERING CONSTRUCTION MANAGEMENT	10/15/2024
Concurrence:	DocuSigned by: Nina Sicker 1EFA223D5D23487...	Title:	DIRECTOR OF PUBLIC WORKS	10/15/2024
Concurrence:		Title:		
Concurrence:		Title:		

Initial DT

Initial DT

Procurement Analyst/Buyer:	Signed by: Kemp, Benjamin 72F42AB443D04B7...	Chief of Procurement:	Signed by: Robert Waremburg, for Dustin Freeman 4912CA1D431247A... 10/21/2024
Name:	Kemp, Benjamin	Name:	Dustin L. Freeman

Part 2: JPAC Actions on Above Requests/Recommendations
All Award Actions Subject to Lawfully Appropriated Funds

Members Who Approve:	
Members Who Disapprove:	
Other Action:	

Date:

Part 3: Final Awarding Authority Action

Action:

Date:

Signature:

Docusign Envelope ID: B5606ACB-F087-45D7-902C-FF7BBF3C7EA4

PAF Instructions

Form Type: Select the type of award from the dropdown options. This form will be used for all Procurement awards (Administrative Awards and JPAC Requests).

Goods and/or Services: Enter a brief description of the types of goods and services included in the request.

Requested Action/Authority: Enter a brief description of the requested action or authority being sought. i.e.; *request permission to award to the lowest, responsive responsible bidder for ITB or award the highest ranked supplier for an RFP*.

Justification/Explanation: Enter a brief justification or explanation for the requested action. Use this box to add any additional information such as additional account strings, or other information essential for contract execution.

Legal Contract Number: Provide the existing City contract number if applicable. This will be the same number as your POA number.

Contract Date: Select the effective date for the contract using the calendar option in the form. Leave blank for contracts to become effective on the execution date.

Change Order/AMD #: Provide the applicable Change Order or Amendment number represented by this request.

Date: Enter the date of PAF submission.

Effective Date: Enter the effective date of requested authority and/or action.

Solicitation: Select the competitive procurement method used (1Cloud generated prefix), enter the 1Cloud generated numbering sequence, and 1Cloud generated fiscal year of solicitation

Basis of Award: Select from Lowest Price Technical Acceptable (LPTA), Highest Price Technical Acceptable (HPTA),

Procurement Contract #: This is your PO number. Select Type, Enter Number

PO/Release Number: Enter PO Release Number

Awarded Supplier: Enter Awarded Supplier Name

Federally Funded: Select yes or no from dropdown if Federal Funds will be used.

Responses Received: This is the number of responses received.

No Bids Received: The number of responses received that indicated supplier would not bid.

Executed By: Select whether executed by OGC or JPAC / Chief of Procurement

PoP Base: Select the Period of Performance for the initial period.

Options: Period for each renewal period i.e. one (1) two (2) year.

Docusign Envelope ID: B5606ACB-F087-45D7-902C-FF7BBF3C7EA4

Extensions: How many extensions have we preformed after the initial base period and option periods have been completed?

JSEB Goal: Select the percentage established by JSEB.

JESB Other: Select Encouragement or Set Aside Option

Bonds Waived Pursuant to: Select authority allowing bonds to be waived.

Funding Source: Fund/Center/Account/Project/Activity, all fields are required even if zeros.

New NTE/GMP: Enter the new total not to exceed the amount. Note, this should match the contract maximum indebtedness, if applicable**.**

Contingent Amount: If your agency requests an allowance for unforeseen additional expenses, then specify the amount of your requested increase and new NTE that represents the contingency allowance. This is over and above any quote.

DMP/ODPO Amount: Enter the total Direct Materials Purchase/Owner Direct Purchase Order amount for project.

Attachments: Name any attachments included as supplemental information to the PAF.

Using Agency/BU: This should be the requesting agency/requirement owner.

Concurrence: Electronic Signature

Title: Enter the title of person electronically signing form.

**Any fields where there is no data available, or no entry is required, either leave it blank or enter N/A. Any fields where there is known data, include for informational purposes. Any changes to an original award should contain the data that is being changed and any other relevant data required for JPAC review and approval.*

Docusign Envelope ID: B5606ACB-F087-45D7-902C-FF7BBF3C7EA4

CITY OF JACKSONVILLE
DEPARTMENT OF PUBLIC WORKS
ENGINEERING DIVISION
CONSTRUCTION CHANGE ORDER

Change Order No. Four (4) Date October 14, 2024

Description of Project McCoy's Creek Channel Improvements Phase 1A

Name of Contractor Kiewit Infrastructure South Co.

Contractor's Address 8403 Southpark Circle #655, Orlando, Florida 32819

Contract No. 71931-22/PO 645001-22

Account No. See attached Original Contract $23,515,253.50

+ Previous Change Orders 1-3 $7,275,390.69 + Change Order No. 4 $ 6,923,240.72

*See attached appendix for additional listings.

TOTAL REVISED CONTRACT $37,713,884.91

Bid Number CF-0396-22

Construction Completion Date October 22,2024

Revised Construction Completion Date January 25, 2025

Contract Expiration Date February 19, 2025

Revised Contract Expiration Date Project Completion

In compliance with General Conditions of above-referenced contract, CONTRACTOR and OWNER do both hereby agree that the CONTRACTOR shall make the following changes, additions or deletions to the Work specified in the plans and specifications: See attached. Add 60 non compensable calendar days to construction completion date.

Justification: See attached.

The Issuing Authority has looked over cost and pricing data for this change order and has determined that this change order is necessary and all costs are reasonable.

Accepted for Contractor Kiewit Infrastrructure South Co.

Signed _____ Attest _____

Title _____ Title _____

Date _____ Date _____

Signed Construction Management By _____
Issuing Authority — Thomas G. McKnight, Capital Improvement Construction Manager — Date

Signed Right-of-Way and Stormwater Maint. By _____
Using Division — Div/Department Head — Date

Chief, Engineering & Construction Mgmt Div Date — Assistant Counsel Date

Director of Public Works Date — Mayor Date

Chief of Procurement Date — Corporation Secretary Date

Director of Finance Date

ATTACHMENT "A"
ACCONT NUMBERS
MCCOY'S CREEK IMPROVEMENTS/RESTORATION PHASE 1

ACCOUNT NO.	PO 645001-22	PO 645001-22 NFWF	PO 645001-22
	32111.153119.565051.006206.00.00.00	33101.153101.565050.006202.00.00.00	32111.153101.565051.006202.00.00.00
P	006206	006202	006202
O	PWCP Public Works Various Capital Projects - Other General Governmental Services	PWCP Public Works Capt'l Proj- Otr Trans Svcs	PWCP Public Works Capt'l Proj- Otr Trans Svcs
E	565050	565050	565051
T	1	2	1
A		33101-331900-PWEN22003	32111-384020
original contract	$13,338,076.19	$4,300,000.00	$73,357.31
Adjustment	($1,266,100.01)	$0.00	$0.00
change order #1	$0.00	$0.00	$0.00
change order #2	$180,009.97	$0.00	$0.00
change order #3	$0.00	$0.00	$0.00
change order #4			
Account Totals	$12,251,986.15	$4,300,000.00	$73,357.31

Docusign Envelope ID: B5606ACB-F087-45D7-902C-FF7BBF3C7EA4

ATTACHMENT "A"
ACCONT NUMBERS
MCCOY'S CREEK IMPROVEMENTS/RESTORATION PHASE 1

ACCOUNT NO.	PO 645001-22	PO 645001-22	PO 645001-22 SJR
	32111.153119.565051.005386.00.00.00	32111.153119.565051.005384.00.00.00	33101.153109.565050.009164.000.000.000
P	005386	005384	009164
O	PWCP Public Works Various Capital Projects - Other General Governmental Services	PWCP Public Works Various Capital Projects - Other General Governmental Services	PWCP Public Works Capital Projects - Water-Sewer Combination Services
E	565051	565051	565050
T		1	1
A	32111-384020	32111-384020	33101-334392-PWS07820
original contract	$2,375,605.14	$3,428,214.86	$0.00
Adjustment	$0.00	$0.00	$1,266,100.01
change order #1	$0.00	$0.00	$0.00
change order #2	$4,552.94	$3,134.21	$16,734.13
change order #3	$0.00	$0.00	$0.00
change order #4			
Account Totals	$2,380,158.08	$3,431,349.07	$1,282,834.14

ATTACHMENT "A"
ACCONT NUMBERS
MCCOY'S CREEK IMPROVEMENTS/RESTORATION PHASE 1

ACCOUNT NO.	PO 645001-22 KING	PO 645001-22 Bulkhead	PO 645001-22 Bulkhead
	32111.153101.565051.006210.00.00.00	32111.153101.565051.006200.00.00.00	35103.153119.565050.001406.00.00.00
P	006210	006200	001406
O	PWCP Public Works Capt'l Proj- Otr Trans Svcs	PWCP Public Works Capt'l Proj- Otr Trans Svcs	PWCP Public Works Various Capital Projects - Other General Governmental Services
E	565051	565051	565050
T	1	1	3
A	32111-384020	32111-384020	35103-338010
original contract	$0.00	$0.00	$0.00
Adjustment	$0.00	$0.00	$0.00
change order #1	$326,947.95	$1,122,771.70	$0.00
change order #2	$9,726.74	$1,551,402.02	$336,435.03
change order #3	$0.00	$0.00	$0.00
change order #4			
Account Totals	$336,674.69	$2,674,173.72	$336,435.03

ATTACHMENT "A"
ACCONT NUMBERS
MCCOY'S CREEK IMPROVEMENTS/RESTORATION PHASE 1

ACCOUNT NO.	PO 645001-22	PO 645001-22	PO 645001-22
	32104.157002.565051.000568.00.00.00	32106.173103.565050.000568.00.00.00	32107.173103.565051.000568.00.00.00
P			
O			
E			
T	5	1	2
A	32104-384020	32106-381910	32107-384020
original contract	$0.00	$0.00	$0.00
Adjustment	$0.00	$0.00	$0.00
change order #1	$0.00	$0.00	$0.00
change order #2	$0.00	$0.00	$0.00
change order #3	$27,089.77	$9,785.50	$3,261.46
change order #4			
Account Totals	$27,089.77	$9,785.50	$3,261.46

Docusign Envelope ID: B5606ACB-F087-45D7-902C-FF7BBF3C7EA4

ATTACHMENT "A"
ACCONT NUMBERS
MCCOY'S CREEK IMPROVEMENTS/RESTORATION PHASE 1

ACCOUNT NO.	PO 645001-22	PO 645001-22	PO 645001-22
	43105.157002.565051.000568.00.00.00	35103.153119.565050.001406.00.00.00	
P			006202
O			DM Other Construction Costs
E			565051
T	6	1	1
A	43105-384020	35103-338010	32111-384020
original contract	$0.00	$0.00	$0.00
Adjustment	$0.00	$0.00	$0.00
change order #1	$0.00	$0.00	$0.00
change order #2	$0.00	$0.00	$0.00
change order #3	$3,597,012.77	$86,526.50	$0.00
change order #4			$187,995.60
Account Totals	$3,597,012.77	$86,526.50	$187,995.60

ATTACHMENT "A"
ACCONT NUMBERS
MCCOY'S CREEK IMPROVEMENTS/RESTORATION PHASE 1

ACCOUNT NO.	PO 645001-22	Contract Totals
	43105.157002.565051.010993.00..00.00	
P	010993	
O	PWSW Solid Waste Remediation Capital Projects - Other Physical Environment	
E	565051	
T	1	
A	43105-384020	
original contract	$0.00	$23,515,253.50
Adjustment	$0.00	$0.00
change order #1	$0.00	$1,449,719.65
change order #2	$0.00	$2,101,995.04
change order #3	$0.00	$3,723,676.00
change order #4	$6,735,245.12	$6,923,240.72
Account Totals	$6,735,245.12	$37,713,884.91

NBR	MASTER ITEM DESCRIPTION	QUANTITY	UOM	UNIT COST	NET ADDITION	NET DELETION	TOTALS
	UNFORESEEN CONDITIONS						
1	CR #16: UNFORESEEN PETROLEUM IMPACTED SOIL REMOVAL, REMEDIATION, & DEWATERING						
	SOIL REMOVAL & REMEDIATION - SOIL STOCKPILING METHOD	-1639.00	CY	$325.36		($533,265.04)	
	SOIL REMOVAL & REMEDIATION - NO SOIL STOCKPILING METHOD	20001.00	CY	$289.10	$5,782,289.10		
	2' THICK SOIL CAP BACKFILL - IMPORTED FILL MATERIAL	1821.00	LD	$575.86	$1,048,641.06		
	2' THICK SOIL CAP BACKFILL - TRLF FILL	0.00	LD	$392.44	$0.00		
	CONTAMINATION IMPACTED SOIL TRANSPORTATION	21879.00	TN	$20.00	$437,580.00		
	NET TOTAL						**$6,735,245.12**

DESCRIPTION / JUSTIFICATION: During the planned creek excavation and construction in the STA 137+00 area, soil and groundwater contamination indicators were observed. The COJ had soil and groundwater sampling and testing conducted and it was determined that the existing soils and groundwater contained petroleum impacts that exceeded the FDEP allowable limits in the STA 136+00 to STA 148+00 area. The Contractor provided a price proposal for the contaminated soil and groundwater removal and remediation work. The COJ and Contractor performed negotiations and reached a conditional agreement on the Contractor's revised price proposal dated 4/16/2024 for this additional work that's part of an overall negotiated settlement of potential project delay claim issues. This negotiated settlement agreement is established upon the conditions as described in the emails between Kiewit & VIA-CS on this subject that are dated 4/26/24 & 5/3/24, and as summarized below.

The Contractor is to be compensated for the petroleum impacted soil removal, remediation, and disposal at Trail Ridge Land Fill (TRLF) through the following new pay items. The "Soil Removal & Remediation - Soil Stockpiling Method" pay item is to be used to compensate when the excavated soils have to be temporarily stockpiled prior to being hauled for disposal at TRLF. The "Soil Removal & Remediation - No Soil Stockpiling Method" pay item is to be used to compensate when the excavated soils can be hauled directly to TRLF and no temporary stockpiling is required. Its estimated that 75% of the excavated soils will be directly hauled to TRLF without temporary stockpiling, and 25% of the excavated soils will require temporary stockpiling prior to hauling to TRLF. The "Soil Removal & Remediation" pay item quantities have been allocated based on this stockpiling and no stockpiling method work estimate. The "2' Thick Soil Cap Backfill" pay items are to be used to compensate for the placement of clean backfill in the excavation to create a 2' thick soil cap. The "Contamination Impacted Groundwater Dewatering - Allowance" is to be used to compensate for the JEA dewatering discharge fees. Contamination Impacted Soil Transportation to the landfill will be paid for at the existing contract unit price based on the actual tonnage delivered to TRLF.

The pay item quantities are estimates based on Contractor provided survey, and earthwork volume computations and reports. The Contractor is to be compensated based on the quantities of the actual work performed under each pay item's scope of work. The actual work quantities will be paid based on the following methods of payment for the respective pay items: "SOIL REMOVAL & REMEDITION" pay items will be paid based on truck measured volumes delivered to TRLF with a swell factor applied, "CONTAMINATION IMPACTED SOIL TRANSPORTATION" pay item will be paid based on tonnage ticket weights delivered to TRLF, "2" THICK SOIL CAP BACKFILL" pay items will be paid based on documented truck load counts. These pay items will be paid only through these methods as described, or through similar physical quantity documentation methods as approved by the COJ.

Change Order No. 3 provided compensation for approximately 40.5% of the initially estimated work quantities and associated cost amounts. Since Change Order No. 3 was issued, the quantity of work increased with the discovery of more contaminated materials. Change Order No. 4 will provide compensation for the balance and remainder of the revised estimated work quantities and associated cost amounts.

AGREEMENT CONDITIONS: (1) This agreement will be considered a settlement of all existing Kiewit delay claim issues. This will include delay claim issues related to the subject contamination remediation issue, and all other delays claim issues alleged to date, including but not limited to: utility conflicts, concrete debris, unforeseen ash materials, etc. Under this agreement, Kiewit will waive and nullify all existing project delay claims. (2) No other overhead or general conditions related costs will be considered or compensated by the COJ. (3) The COJ will provide a noncompensable time extension for the estimated duration of this contamination issue's work. (4) The COJ will still compensate for the other existing change order issues on the project. (5) A swell factor of 25% will be applied to the truck measured volumes to establish the pay quantity under the "SOIL REMOVAL & REMEDITION" pay items.

TOTAL UNFORESEEN CONDITIONS **$6,735,245.12**

NBR	MASTER ITEM DESCRIPTION	QUANTITY	UOM	UNIT COST	NET ADDITION	NET DELETION	TOTALS
	ADDED SCOPE OF WORK						
1	CR #17: VRSS WALL #2A STEP POOL & RIP RAP FLUME						
	RIP RAP STEP POOL, RIP RAP FLUME, & PLANTINGS	1	LS	$ 87,802.80	$ 87,802.80		
	NET TOTAL						**$ 87,802.80**

DESCRIPTION/JUSTIFICATION: During construction of VRSS Wall #2A and the proposed creek grading in STA 116+25 (LT) area, significant soil erosion was observed at the wall and the new creek grading where the existing ditch outfalls to the creek basin. In response to RFI #48, the EOR provided a drawing for a rip rap step pool at the existing ditch's outfall to the creek as an erosion prevention element. The water shed and water volume discharged from this ditch was much larger than expected during design. In addition, during the creek construction significant soil erosion was observed along the new north creek slope in the STA 114+00 (LT) area. After review, it was determined that water was sheet flowing across the school board administration building's parking lot and impacting the new creek slope in this location. Following RFI #61, a rip rap flume was proposed as an erosion prevention element. The Contractor's revised price proposal dated 3/14/24 was accepted for this added work. The Contractor is to be compensated through one lump sum payment to furnish, install, and construct the respective rip rap step pool, rip rap flume, and plantings following the provided drawings.

2	CR #18: BELLINGHAM STA 158+00 STEP POOL						
	RIP RAP STEP POOL & PLANTINGS	1	LS	$ 100,192.80	$ 100,192.80		
	NET TOTAL						**$ 100,192.80**

DESCRIPTION/JUSTIFICATION: During construction of the proposed creek grading in STA 158+00 (LT) area, significant soil erosion was observed along the new creek slope where an existing ditch outfalls to the creek basin. In response to RFI #64, the EOR provided plan sheets for a rip rap step pool at the existing ditch's outfall to the creek as an erosion prevention element. The water volume discharged from this ditch was much larger than expected during design. The Contractor's revised price proposal dated 6/14/24 was accepted for this added work. The Contractor is to be compensated through one lump sum payment to furnish, install, and construct the respective rip rap step pool and plantings following the provided plan sheets.

	TOTAL ADDED SCOPE OF WORK						**$ 187,995.60**
	SUBTOTAL CHANGE ORDER NO. 4				**$7,456,505.76**	**($533,265.04)**	
	NET TOTAL CHANGE ORDER NO. 4						**$6,923,240.72**

Docusign Envelope ID: B5606ACB-F087-45D7-902C-FF7BBF3C7EA4

McCoys Creek Channel Improvements/Restoration – Phase 1A
COJ Contract No. 71931-22
9/24/2024

Unforeseen Conditions No. 1:
Change Request No. 16: Unforeseen Petroleum Impacted Soil Removal, Remediation, & Dewatering

Total Amount of this Change Request $6,735,245.12
Time Extension ..... N/A

Attachments

Contractor's Price Proposal ..... Unit Rates (Accepted)
Engineer's ROM Estimate .....Accepted Unit Rates w/ Estimated Work Quantities & Total Cost
Plan Takeoff Earthwork Quantity Reports
Estimate Backup Documents
Correspondence

Docusign Envelope ID: B5606ACB-F087-45D7-902C-FF7BBF3C7EA4

Kiewit

April 16, 2024 KISC-71931-22-14

VIA Consulting Services, Inc.
Attn: Reid Harriet, Sr. Project Engineer
10250 Normandy Blvd. Suite 304
Jacksonville, FL 32221

Reference: McCoy's Creek Channel Improvements Phase 1A; Contract No. 71931-22

Subject: Price Proposal for Phase 2 Contaminated Soil Excavation and Removal- Rev 1

Dear Mr. Harriet,

We have completed our pricing proposal for project petroleum contaminated soils, please see below for pricing and scope.

Removal- Per Cubic Yard (CY) –Stockpiled Material
$282.92- Remediation $ per CY
$42.44- Overhead and Profit
$325.36 /CY for removed unknown contaminated soils

Removal- Per Cubic Yard (CY) – No Stockpiling
$251.45- Remediation $ per CY
$37.72- Overhead and Profit
$289.10 /CY for removed unknown contaminated soils

2' Backfill Imported- TRLF Back Haul
$341.25- Backfill $ per Load
$51.19- Overhead and Profit
$392.44 /LD for backfill soil cap and remaining project backfill, as required

2' Backfill Imported- Off-Site Import
$500.75 - Backfill $ per Load
$75.11 - Overhead and Profit
$575.86 /LD for backfill soil cap and remaining project backfill, as required

Price for Unexpected petroleum contaminated soils encountered- priced above by the cubic yard embanked quantity. As discussed during previous meetings, we will agree to utilize the materials specific gravity to generate a CY to TN conversion factor to quantify removal amounts.

Kiewit plans to work under the project's approved health and safety plan, any additional plan development costs is not included in this proposal. No additional dust monitoring is included.

KIEWIT INFRASTRUCTURE SOUTH CO.
8403 SOUTHPARK CIRCLE #655
ORLANDO, FL 32819

Docusign Envelope ID: B5606ACB-F087-45D7-902C-FF7BBF3C7EA4

Kiewit

As discussed previously, we propose to utilize existing pay items for trucking to landfill.

Surface dewatering as required is included in this proposal. Treatment for contaminated ground water is excluded. Based on the technical data provided by the City of Jacksonville and the collective experience thus far treatment of ground water for heavy metals or contamination is not needed. Kiewit understands the COJ has performed additional groundwater sampling and is awaiting results. Should dewatering treatment be required, Kiewit will price the work separately.

Should you have any questions please reach out to myself via email or at (813) 523-6268.

Sincerely,

David Rood

David Rood
Project Manager

Cc: Aaron Heric, City of Jacksonville
Corey Chascin, VIA Consulting Services
John MacDonald, Kiewit
Nick Sosa, Kiewit
Jobsite File

KIEWIT INFRASTRUCTURE SOUTH CO.
8403 SOUTHPARK CIRCLE #655
ORLANDO, FL 32819

Docusign Envelope ID: B5606ACB-F087-45D7-902C-FF7BBF3C7EA4

Project: McCoys Creek Channel Restoration Phase 1A
Contract No.: 71931-22
Subject: Petroleum Impacted Soil Contamination Removal and Remediation

Engineer's Rough Order Magnitude (ROM) Cost Estimate

Kiewit Takeoff Quantity Estimate (Area West of STA 140+25)				
Description	**Volume (CY)**	**Contingency**	**Total CY w/ Contingency**	
Estim. Over Excavation	10915.4			Note #3
Work Performed	-1300.0			Note #7
Added/Deleted Work	-1066.3			Note # 5
Remaining Excavation	8549.1	10%	9404.0	
Fill for 2' Cap	4692.1	10%	5161.3	Note #3,8

ROM Cost Estimate					
Work Item Description	**Unit**	**Unit Price**	**Quantity**	**Cost Amount**	**Comments**
KIEWIT PERFORMED WORK QUANTITIES AS OF 9/3/24 (NOTE #6)					
Soil Removal - Stockpile Method	CY	$ 325.36	928.07	$ 301,956.86	
Soil Removal - No Stockpiling Method	CY	$ 289.10	18302.17	$ 5,291,157.35	
2' Backfill For Cap - Imported Fill	LD	$ 575.86	1907.00	$ 1,098,165.02	
Soil Transportation	TN	$ 20.00	27681.89	$ 553,637.80	Note #1
Dewatering Treatment System	LS	$ 50,000.00		$ -	Note #2
Total				**$ 7,244,917.02**	
REMAINING ESTIMATED WORK QUANTITIES					
Soil Removal - Stockpile Method	CY	$ 325.36	0.00	$ -	
Soil Removal - No Stockpiling Method	CY	$ 289.10	9404.02	$ 2,718,701.51	
2' Backfill For Cap - Imported Fill	LD	$ 575.86	516.13	$ 297,216.15	
Soil Transportation	TN	$ 20.00	7346.89	$ 146,937.78	Note #1
Dewatering Treatment System	LS	$ 50,000.00		$ -	Note #2
Total				**$ 3,162,855.43**	
CHANGE ORDER #3 QUANTITIES					
Soil Removal - Stockpile Method	CY	$ 325.36	2568.30	$ 835,621.85	
Soil Removal - No Stockpiling Method	CY	$ 289.10	7704.90	$ 2,227,485.94	
2' Backfill For Cap - Imported Fill	LD	$ 575.86	602.56	$ 346,988.19	
Soil Transportation	TN	$ 20.00	13149.69	$ 262,993.84	Note #1
Dewatering Treatment System	LS	$ 50,000.00	1.00	$ 50,000.00	Note #2
Total				**$ 3,723,089.82**	
PROPOSED CHANGE ORDER #4 QUANTITIES					
Soil Removal - Stockpile Method	CY	$ 325.36	-1639.23	$ (533,339.63)	
Soil Removal - No Stockpiling Method	CY	$ 289.10	20001.29	$ 5,782,372.91	
2' Backfill For Cap - Imported Fill	LD	$ 575.86	1820.57	$ 1,048,392.98	
Soil Transportation	TN	$ 20.00	21879.09	$ 437,581.73	Note #1
Dewatering Treatment System	LS	$ 50,000.00		$ -	Note #2
Total				**$ 6,735,007.99**	

Soil Transportation Conversion Factor		
Material	**Loose Density (lbs./CF)**	**CY/TN**
Muck Organic Silt	94.5	1.28

Backfill Conversion Factor		
CY/LD	10.00	Note #4

Backfill Equivalent CY Pricing				
Type	**Proposed Unit Price (LD)**	**Equivalent Unit Price (CY) at 10 CY/LD**	**Equivalent Unit Price (CY) at 13 CY/LD**	
Backfill - Imported	$ 575.86	$ 57.59	$ 44.30	Note #4
Backfill - TRLF	$ 392.44	$ 39.24	$ 30.19	Note #4

Docusign Envelope ID: B5606ACB-F087-45D7-902C-FF7BBF3C7EA4

Estimate Assumptions & Notes
1. The Soil Transportation Conversion Factor was created for cost estimating purposes and is based on a trial material hauling exercise where truck volumes and weights were measured and analyzed to create an average conversion factor. However, the actual pay quantities will be based on tonnage tickets of the material delivered to TRLF and may vary from the conversation factor during the work.
2. This is a rough cost estimate for establishing an allowance. All groundwater dewatering will be discharged to the JEA sewer system through a JEA IP Permit that has been acquired. JEA will charge the contractor a fee to discharge the water into the sewer system and the allowance is being provided to reimburse the contractor the JEA fee costs.
3. The excavation/backfill volumes are based on Kiewit survey data and a takeoff estimate, as provided in a earthwork volume report. The exact limits and depth of the contaminated material is unknown at this time and has been found to vary. This ROM estimate is our best estimate based on the limited information that's available at this time. The actual work quantities may vary during the course of the work. A 10% contingency was applied to Kiewit's takeoff estimate due to the probable variability in the survey and work due to the unknown factors and the variable creek conditions. Kiewit provided an updated takeoff estimate and earthwork volume report for the remaining work area west of STA 140+25.
4. Kiewit based their backfill material pricing on a 10 CY/LD estimate. This load volume seems low and conservative, should be higher, and possibly up to 15 CY/LD depending on the truck size. A higher load quantity will reduce the overall cost of the fill material. We have provided a unit price equivalent to 13 CY/LD for comparison.
5. The plan takeoff estimate volumes have been adjusted based on EOR coordinated plan revision grade changes in the work area. The STA 138+00 area lagoon was reduced in depth, whereas the stream in the STA 133+00 to STA 135+00 area was increased in depth. These plan revision volume changes have been estimated in the tables below and added to or subtracted from the overall plan takeoff estimated volume for the work. Additionally, another location of contaminated material was discovered north of the lagoon from approx. STA 136+00 - 138+50. The estimated earthwork volume for this location was included in the tables below.
6. Kiewit's current work quantities are in the process of being reviewed and verified.
7. Kiewit provided an estimated quantity of work performed to date in this area of 1,300 CY.
8. The 2' soil cap backfill quantity includes the work area west of STA 140+25, which is estimated at 47,334 SF per Kiewit's earthwork volume report. It also includes the added remediation area north of the lagoon from approx. STA 136+00-138+50.

STA 138+00 Lagoon Plan Modification Earthwork Volume Reduction Estimate

Topo Line (Elev.)	Surface Area (SF)	Average End Area (SF)	Volume (CY)
Original Plan Grading Volume			
-8	6476.4	9418.6	872.09
-5.5	12360.8		
-5.5	12360.8	18102.2	2011.36
-2.5	23843.6		
Total Volume			2883.45
Revised Plan Grading Volume			
-3	12360.8	18102.2	335.23
-2.5	23843.6		
Total Volume			335.23
Total Volume Change (Decrease)			**2548.22**

STA 132+50 to 135+50 Stream Profile Modification Earthwork Volume Increase Estimate

Topo Line (Elev.)	Surface Area (SF)	Average End Area (SF)	Volume (CY)
-1	8327.8	8327.8	296.10
-0.04			
Total Volume Change (Increase)			**296.10**

STA 136+00 to 138+50 Existing Material Removal North of Lagoon - Earthwork Volume Increase Estimate

Excavation Depth	Surface Area (SF)	Average End Area (SF)	Volume (CY)
2	16008.7	16008.7	1185.83
Total Volume Change (Increase)			**1185.83**

Docusign Envelope ID: B5606ACB-F087-45D7-902C-FF7BBF3C7EA4

KIEWIT EARTHWORK VOLUME REPORTS & PLAN TAKEOFF EARTHWORK MAPS

(USED FOR GENERATING ESTIMATED WORK QUANTITIES)

Docusign Envelope ID: B5606ACB-F087-45D7-902C-FF7BBF3C7EA4

Project File Data		Coordinate System	
Name:	C:\Users\Clifford.Culhane\OneDrive - Kiewit Corporation\Trimble Business Center\McCoy's Creek Design v Topo 20240408\McCoy's Creek Design v Topo 20240408.vce	Name:	Default
Size:	85 MB	Zone:	Default
Modified:	8/1/2024 10:53:45 AM (UTC:-4)	Datum:	WGS 1984
Time zone:	Eastern Standard Time	Global reference datum:	WGS 1984
Reference number:		Global reference epoch:	
Description:		Geoid:	
Comment 1:		Vertical datum:	
Comment 2:		Calibrated site:	
Comment 3:			

Earthwork Volume Report

Original surface compared to Unclassified surface

Surfaces	
Merged Topo Sean and Existing Surface - Current	Classification: Original
McCoys 080223 -Design minus 2	Classification: Unclassified

Bank Volumes Based on Surface Geometry Alone	
Cut material	**10,924.4 yd³**
Fill material	**9.0 yd³**
Excess	**10,915.4 yd³**

Bank Areas Based on Surface Geometry Alone	
Cut area	**47,333.8 ft²**
Fill area	**492.4 ft²**
Zero volume area	**0.0 ft²**
Total	**47,826.2 ft²**

Depth summary	
Maximum depth of cut material	**12.732 ft**
Maximum depth of fill material	**1.567 ft**

Docusign Envelope ID: B5606ACB-F087-45D7-902C-FF7BBF3C7EA4

Note: 'Cut Material' is defined as material where [McCoys 080223 -Design minus 2] is lower than [Merged Topo Sean and Existing Surface - Current]. 'Fill Material' is defined as the volume of material where [McCoys 080223 -Design minus 2] is higher than [Merged Topo Sean and Existing Surface - Current].

Note: The above volumes are calculated solely from the geometries of the selected surfaces. No material properties are applied to the above numbers.

Reported volumes are limited to those that lie within the constraining boundary.	
Boundary name:	Boundary WEST of Lift Stations
Area within boundary:	48,394.0 ft² (1.11097 AC)
Total triangulated area:	47,826.2 ft² (1.09794 AC)

Date: 8/1/2024 11:04:00 AM	Project: C:\Users\Clifford.Culhane\OneDrive - Kiewit Corporation\Trimble Business Center\McCoy's Creek Design v Topo 20240408\McCoy's Creek Design v Topo 20240408.vce	Trimble Business Center

Docusign Envelope ID: B5606ACB-F087-45D7-902C-FF7BBF3C7EA4

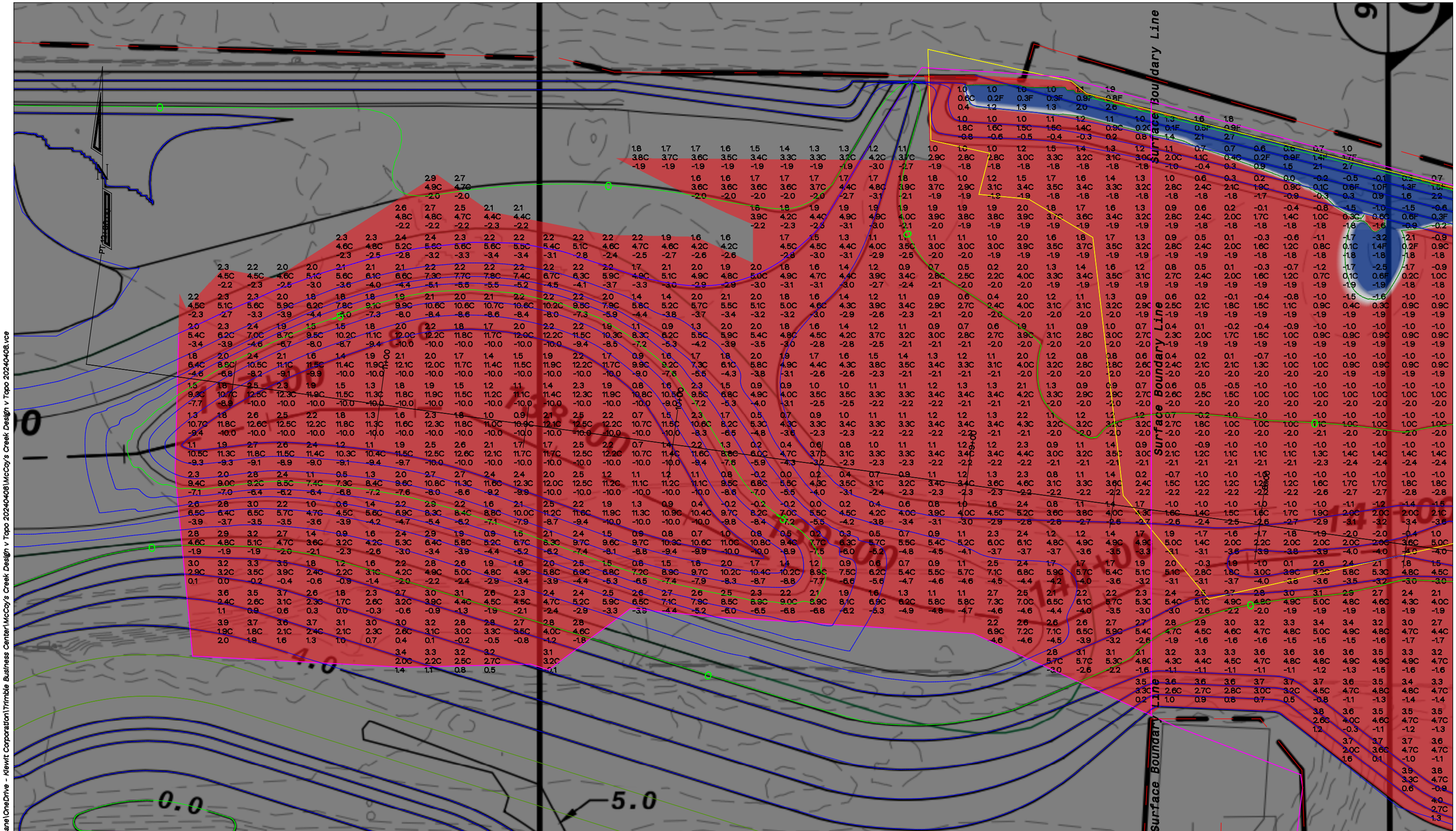

C:\Users\Clifford.Culhane\OneDrive - Kiewit Corporation\Trimble Business Center\McCoy's Creek Design v Topo 20240408\McCoy's Creek Design v Topo 20240408.vce

REV	DATE	BY	DESCRIPTION	CHK'D

Kiewit

DRAWN BY: CC

CHECKED BY: CC

SCALE: 1' = 30'

DATE: 31 July 2024

Think! SAFETY BEGINS WITH ME

PROJECT TITLE: McCoys Creek Phase 2

PROJECT LOCATION: Jacksonville, FL

JOB NO.:

PROJECT TASK: Phase 2 Topo v. Design minus 2 Cut / Fill Sketch

DRAWING NO.:

DRAWING SUBJECT: Phase 2 redefine area boundary

SHEET NO.: 1 of 2

Docusign Envelope ID: B5606ACB-F087-45D7-902C-FF7BBF3C7EA4

EXISTING CONTRACT UNIT PRICE EQUILVALENTS FOR ASH CONTAMINATION REMEDIATION WORK

(USED FOR PRICE ANALYSIS AND COMPARISION)

Docusign Envelope ID: B5606ACB-F087-45D7-902C-FF7BBF3C7EA4

McCoys Creek Channel Restoration Phase 1A
COJ Contract No. 71931-22

PLAN ASH REMEDIATION BID PRICE SUMMARY AND ANALYSIS

	Step 1 - Ash Only CY									
Parcel ID	**Remediation**	**Dewatering**	**Volume (CY)**	**Parcel Area (SF)**	**Remediation / CY**	**Dewatering / CY**	**Dewatering / SF**	**Combined Total / CY**	**Depth (ft)**	**Remediation Notes**
077177-0000	$ 150,000.00	$ 40,000.00	330	3160	$ 454.55	$ 121.21	$ 12.66	$ 575.76	4	Previously remediated 2'
078180-0000	$ 225,000.00	$ 40,000.00	660	7440	$ 340.91	$ 60.61	$ 5.38	$ 401.52	4	Previously remediated 2'
089943-0000	$ 150,000.00	$ 40,000.00	345	3780	$ 434.78	$ 115.94	$ 10.58	$ 550.72	4	Previously remediated 2'
089923.002	$ 225,000.00	$ 40,000.00	860	10100	$ 261.63	$ 46.51	$ 3.96	$ 308.14	4	Previously remediated 2'
089551-0000	$ 375,000.00	$ 50,000.00	2140	17500	$ 175.23	$ 23.36	$ 2.86	$ 198.60	4-5	Previously remediated 2'
089552-0000	$ 275,000.00	$ 40,000.00	1100	9000	$ 250.00	$ 36.36	$ 4.44	$ 286.36	4	Previously remediated 2'
075475-0010	$ 550,000.00	$ 75,000.00	1900	26000	$ 289.47	$ 39.47	$ 2.88	$ 328.95	2	
076729-0000	$ 450,000.00	$ 75,000.00	2160	16500	$ 208.33	$ 34.72	$ 4.55	$ 243.06	2-4	
089974-0000	$ 60,000.00	$ -	267	7030	$ 224.72	$ -	$ -	$ 224.72	1-2	
089549-000A	$ 700,000.00	$ 100,000.00	5450	18400	$ 128.44	$ 18.35	$ 5.43	$ 146.79	4	
Average (all)					**$ 276.81**	**$ 49.65**	**$ 5.27**	**$ 326.46**		
Average (1'-2')					$ 257.10	$ 19.74		$ 276.83		
Average (2'+)					$ 281.73	$ 57.13		$ 338.87		

Docusign Envelope ID: B5606ACB-F087-45D7-902C-FF7BBF3C7EA4

ENGINEER'S ESTIMATE

SOIL NO STOCKPILING COST REDUCTION AMOUNT

Docusign Envelope ID: B5606ACB-F087-45D7-902C-FF7BBF3C7EA4

ENGINEERS ESTIMATE
FOR CHANGE ORDER

PROJECT:	**McCoy's Creek Channel Restoration Phase 1A**
PROJECT NO.:	**71931-22**
CHANGE ORDER NO.:	
CONTRACTOR:	**Kiewit Infrastructure South Co.**
DESCRIPTION OF WORK:	**Phase 2 Soil Remediation - No Stockpiling Credit**
DATE:	**4/4/2024**

VIA CS - VIA CONSULTING SERVICES, INC.

LABOR ESTIMATE

POSITION	QTY.	UNIT	RATE	BURDEN RATE %	AMOUNT	COMMENT
Foreman	0.2	Hrs.	$ 45.37	53.96%	$ 24.48	4 x Day at 30 Minutes
Operator - Excavator	0.5	Hrs.	$ 32.00	37.32%	$ 21.97	
Operator - Frontend Loader	0.5	Hrs.	$ 32.00	37.32%	$ 21.97	
Laborer	0.5	Hrs.	$ 25.00	37.32%	$ 17.17	
Operator - Power Sweeper	0.15	Hrs.	$ 32.00	37.32%	$ 6.59	3 x Day at 30 Minutes
SUBTOTAL WITH BURDEN					$ 67.70	
MARKUP		15.0%			$ 10.15	
TOTAL LABOR COST					**$ 77.85**	

EQUIPMENT ESTIMATE

EQUIPMENT	QTY.	UNIT	BB RATE	AMOUNT	COMMENT
CAT 335 Excavator	0.5	Hrs.	$ 157.93	$ 78.97	
CAT 950M Loader	0.5	Hrs.	$ 81.75	$ 40.88	
Power Sweeper	0.15	Hrs.	$ 43.45	$ 6.52	
Ford F-250 Pickup Truck	0.2	Hrs.	$ 30.93	$ 6.19	
EQUIPMENT SUBTOTAL				$ 132.54	
MARKUP		15.0%		$ 19.88	
TOTAL EQUIPMENT COST				**$ 152.43**	

MATERIALS ESTIMATE

ITEM	QTY.	UNIT	RATE	AMOUNT	COMMENT
Visqueen (Plastic Sheeting) - 20'x100'	4	Roll	$ 127.00	$ 508.00	4 Rolls Per Stockpile at 500 CY. (28) 18 CY Loads Per 500 CY Stockpile. $508.00 / 28 = $18.14 Load Cost
				$ 18.14	
				$ -	
MATERIALS SUBTOTAL				$ 18.14	
SUBTOTAL w/ TAX		7.5%		$ 1.36	
MATERIALS SUBTOTAL				$ 19.50	
MARKUP		15.0%		$ 2.93	
TOTAL MATERIALS COST				**$ 22.43**	

SUBCONTRACTS

NAME	QTY.	UNIT	RATE	AMOUNT	COMMENT
Dump Truck - 18 CY	1	Hrs.	$ 68.67	$ 68.67	
SUBTOTAL SUBCONTRACTS				$ 68.67	
MARKUP		10%		$ 6.87	
TOTAL SUBCONTRACTS				**$ 75.54**	

TOTALS

TOTAL LABOR, EQUIPMENT, & MATERIAL COST	**$**	**328.25**
TOTAL COST PER LOAD :	**$**	**328.25**
CY VOLUME PER LOAD :		**18.00**
TOTAL COST PER CY :	**$**	**18.24**

Prepared By:

Reid Harriett, P.E.
Senior Project Engineer

Docusign Envelope ID: B5606ACB-F087-45D7-902C-FF7BBF3C7EA4

ENGINEERS ESTIMATE FOR CHANGE ORDER

PROJECT:	**McCoy's Creek Channel Restoration Phase 1A**
PROJECT NO.:	**71931-22**
CHANGE ORDER NO.:	
CONTRACTOR:	**Trucking Subcontractor**
DESCRIPTION OF WORK:	**Phase 2 Soil Remediation - No Stockpiling Credit**
DATE:	**4/4/2024**

VIA CONSULTING SERVICES, INC.

LABOR ESTIMATE

POSITION	QTY.	UNIT	RATE	BURDEN RATE %	AMOUNT	COMMENT
Semi-Skilled	0.500	Hrs.	$ 22.00	45.00%	$ 15.95	
SUBTOTAL WITH BURDEN					$ 15.95	
MARKUP		15.0%			$ 2.39	
TOTAL LABOR COST					**$ 18.34**	

EQUIPMENT ESTIMATE

EQUIPMENT	QTY.	UNIT	BB RATE	AMOUNT	COMMENT
Dump Truck - 18 CY	0.500	Hrs.	$ 87.53	$ 43.77	
				$ -	
EQUIPMENT SUBTOTAL				$ 43.77	
MARKUP		15.0%		$ 6.56	
TOTAL EQUIPMENT COST				**$ 50.33**	

MATERIALS ESTIMATE

ITEM	QTY.	UNIT	RATE	AMOUNT	COMMENT
				$ -	
MATERIALS SUBTOTAL				$ -	
SUBTOTAL w/ TAX		7.5%		$ -	
MATERIALS SUBTOTAL				$ -	
MARKUP		15.0%		$ -	
TOTAL MATERIALS COST				**$ -**	

SUBCONTRACTS

NAME	QTY.	UNIT	RATE	AMOUNT	COMMENT
SUBTOTAL SUBCONTRACTS				$ -	
MARKUP		10%		$ -	
TOTAL SUBCONTRACTS				**$ -**	

TOTALS

TOTAL LABOR, EQUIPMENT, & MATERIAL COST	**$ 68.67**
TOTAL COST:	**$ 68.67**

Prepared By:

Reid Harriett, P.E.
Senior Project Engineer

Docusign Envelope ID: B5606ACB-F087-45D7-902C-FF7BBF3C7EA4

McCoys Creek Restoration Phase 1A

Work Activity Time Estimate

Activity	Duration Minutes
Travel Time - One Way to Stockpile	5
Dump Time	5
Travel Time - One Way to Stockpile	5
Load Time From Stockpile to TRLF	15
Total	30

Docusign Envelope ID: B5606ACB-F087-45D7-902C-FF7BBF3C7EA4

ENGINEER'S ESTIMATE BACKUP DOCUMENTS

Docusign Envelope ID: B5606ACB-F087-45D7-902C-FF7BBF3C7EA4

ENGINEER'S PLAN TAKEOFF ESTIMATE FOR RFI #98
PLAN REVISION GRADE CHANGES

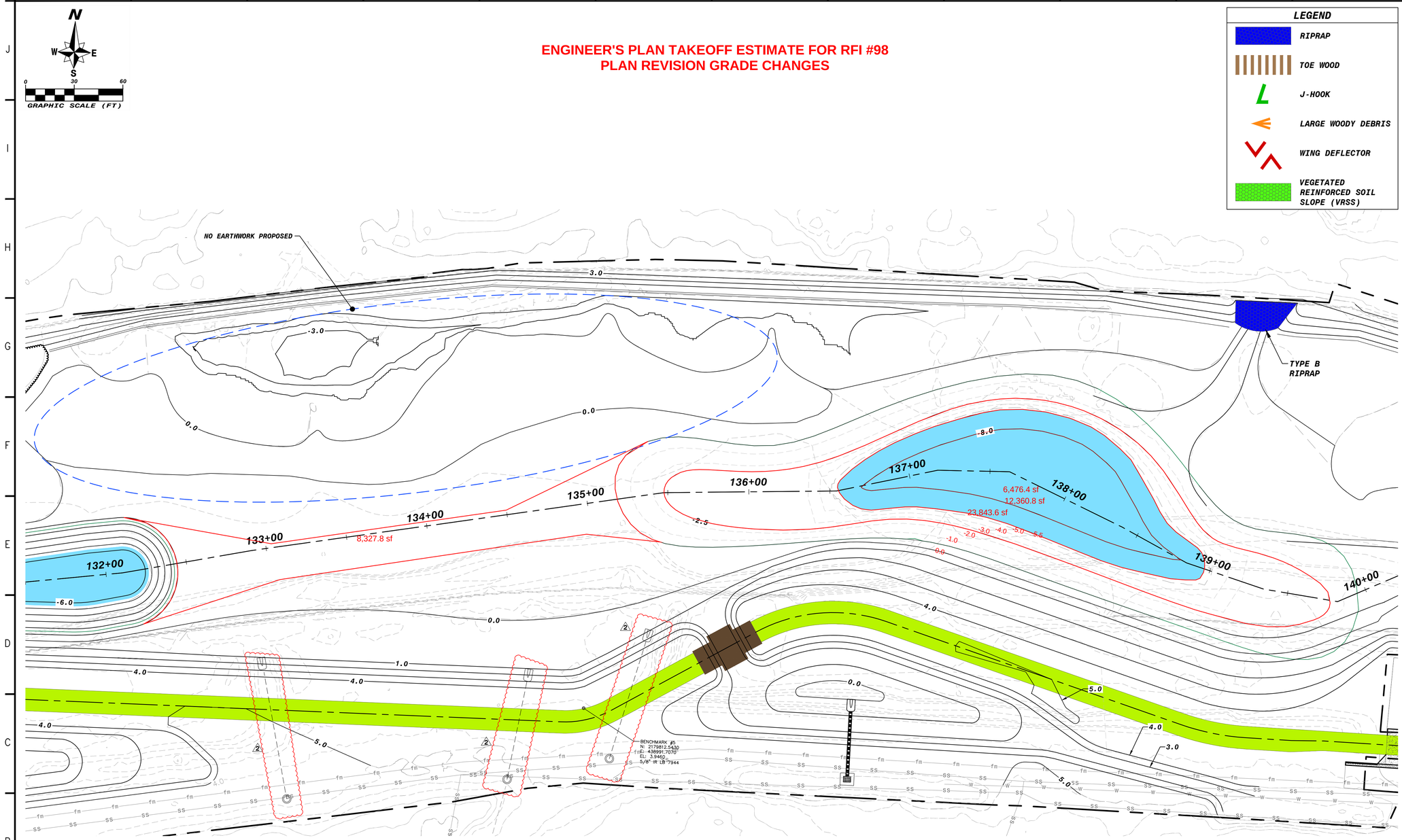

LEGEND

- RIPRAP
- TOE WOOD
- J-HOOK
- LARGE WOODY DEBRIS
- WING DEFLECTOR
- VEGETATED REINFORCED SOIL SLOPE (VRSS)

wsp
5015 S. Florida Avenue, Suite 301
Lakeland, FL 33813
P+ 1 863-667-2345
wsp.com

PROJECT:
MCCOYS CREEK CHANNEL IMPROVEMENTS/ RESTORATION PHASE 1-A
JACKSONVILLE, FLORIDA

CITY OF JACKSONVILLE
214 NORTH HOGAN ST.
JACKSONVILLE, FL 32202

WSP PROJECT NO:
6735199451

REVISIONS

NO.	DATE	BY	APPROVED
1	12/22/2021	TAM	JHK
2	5/22/2023	LKW	DWB

DESIGNED BY:	JHK
DRAWN BY:	TAM
CHECKED BY:	JHK
APPROVED BY:	JHK
DATE:	Jun-23

SHEET TITLE:
INSTREAM STRUCTURE AND INERT LINING LOCATIONS

THIS ITEM HAS BEEN DIGITALLY SIGNED AND SEALED BY DAVID W. BUTCHER, P.E., STATE OF FLORIDA, PROFESSIONAL ENGINEER, LICENSE NO. 55431 ON JUNE 1, 2023 USING A DIGICERT SHA-2 DIGITAL SIGNATURE.

PRINTED COPIES OF THIS DOCUMENT ARE NOT CONSIDERED SIGNED AND SEALED AND THE SIGNATURE MUST BE VERIFIED ON ANY ELECTRONIC COPIES.

SHEET NUMBER:	REV. #
36	--

SHEET 36 OF 58 SHEETS

D:\PROJECTS-C3D\6735199451 McCoys Creek - Phase 1 and Phase 2\Markups\2023-05-01\McCoy Phase 1 Stream - 12-19-22\STREAM RESTORATION\McCoy PH1 Stream GRADING.dwg - 36 INSTREAM STRUCTURE AND INERT LINING LOCATIONS 06/01/2023 10:39am kevin.welch

Docusign Envelope ID: B5606ACB-F087-45D7-902C-FF7BBF3C7EA4

RFI #98 PLAN REVISION

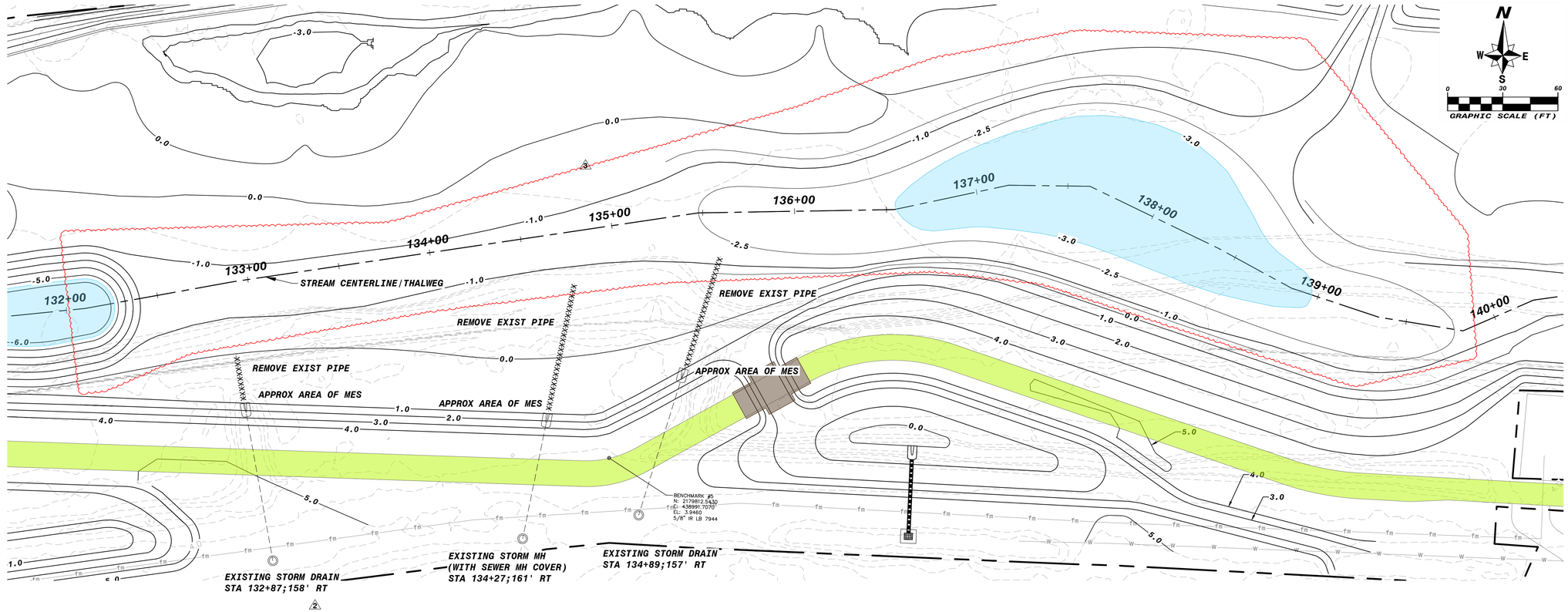

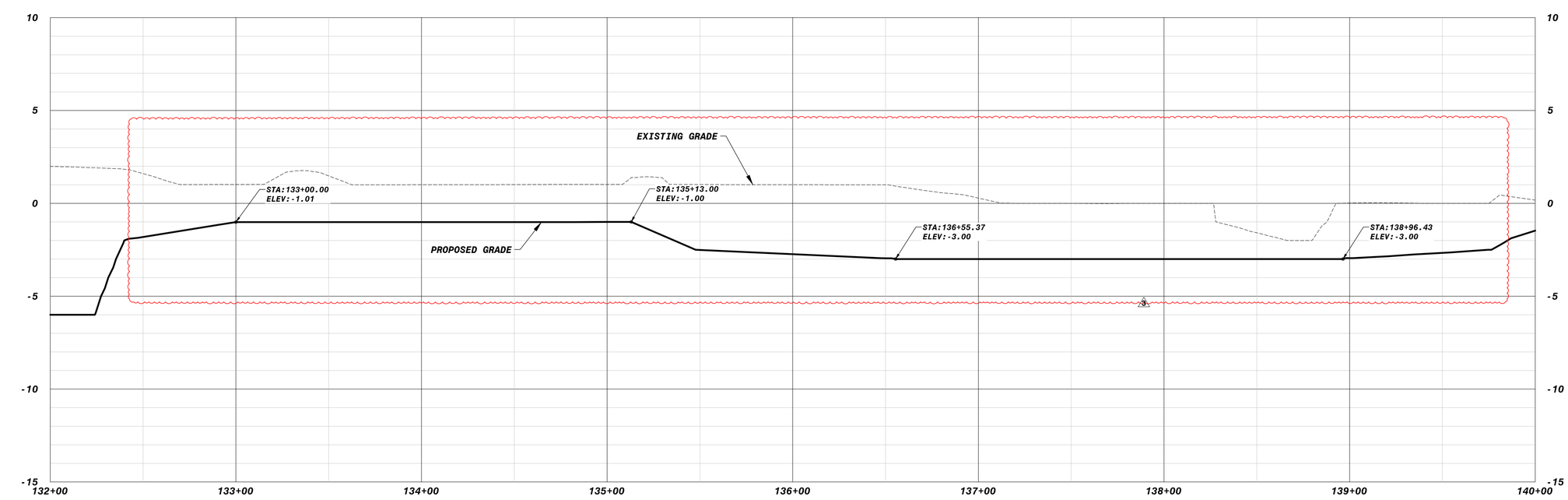

wsp
5015 S. Florida Avenue, Suite 301
Lakeland, FL 33813
P + 1 863-667-2345
wsp.com

PROJECT:
MCCOYS CREEK CHANNEL IMPROVEMENTS/ RESTORATION PHASE 1-A
JACKSONVILLE, FLORIDA

CITY OF JACKSONVILLE
214 NORTH HOGAN ST.
JACKSONVILLE, FL 32202

WSP PROJECT NO:
6735199451

REVISIONS

NO.	DATE	BY	APPROVED
1	12/22/2021	TAM	JHK
2	5/22/2023	LKW	DWB
3	7/01/2024	ALP	DWB

DESIGNED BY:	JHK
DRAWN BY:	TAM
CHECKED BY:	JHK
APPROVED BY:	JHK
DATE:	Jul-24

SHEET TITLE:
STREAM PLAN & PROFILE (5)
STA 132+00 - 140+00

SHEET NUMBER:	REV. #
28	##

SHEET 28 OF 58 SHEETS

C:\Civil 3D Home 2020 Projects\6735199451 McCoys Creek - Phase 1 and 2\dwg\STREAM RESTORATION\McCoy PH1 Stream GRADING.dwg - 28 STREAM PLAN & PROFILE (5) 07/01/2024 3:29pm USAP718297

Docusign Envelope ID: B5606ACB-F087-45D7-902C-FF7BBF3C7EA4

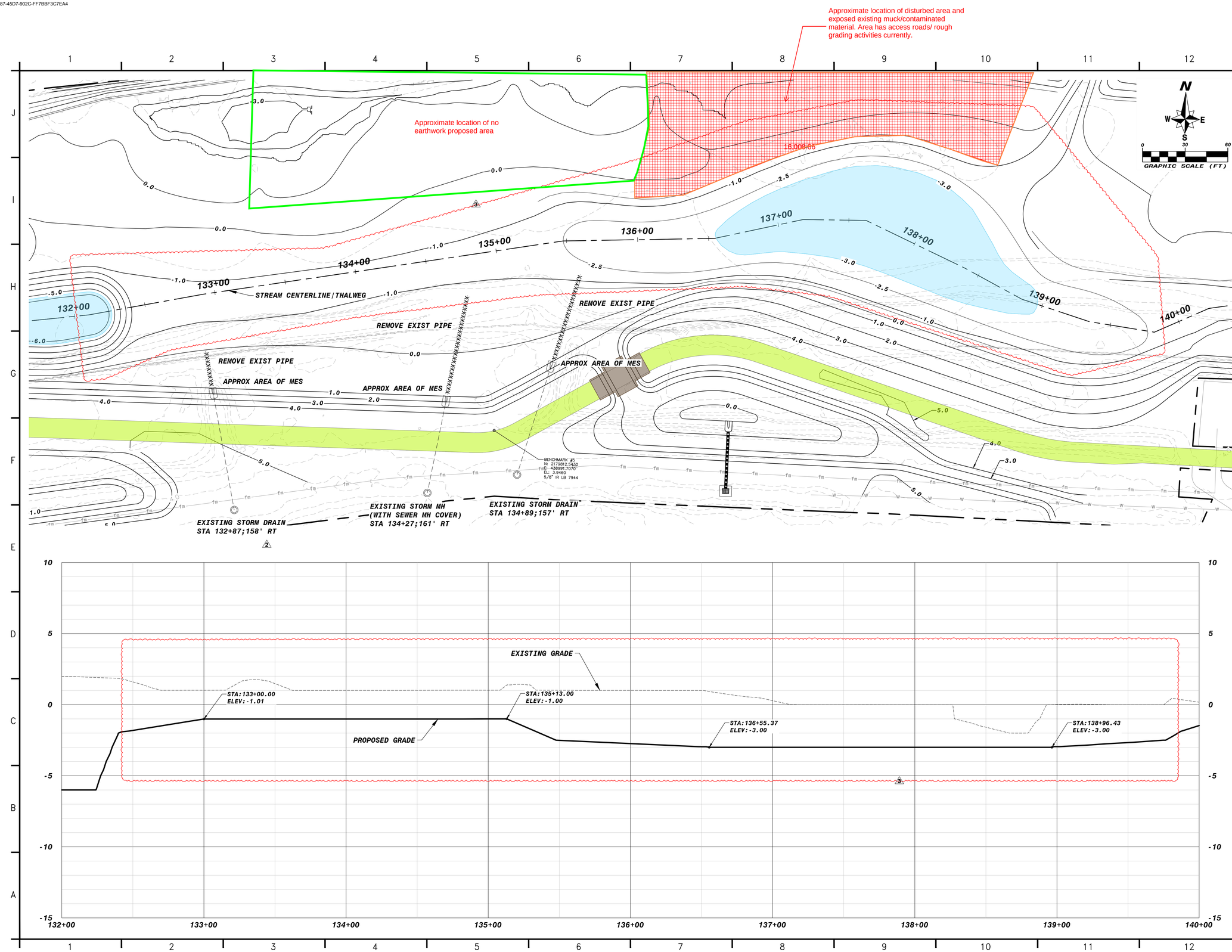

wsp
5015 S. Florida Avenue, Suite 301
Lakeland, FL 33813
P + 1 863-667-2345
wsp.com

PROJECT:
MCCOYS CREEK CHANNEL IMPROVEMENTS/ RESTORATION PHASE 1-A
JACKSONVILLE, FLORIDA

CITY OF JACKSONVILLE
214 NORTH HOGAN ST.
JACKSONVILLE, FL 32202

WSP PROJECT NO:
6735199451

REVISIONS

NO.	DATE	BY	APPROVED
1	12/22/2021	TAM	JHK
2	5/22/2023	LKW	DWB
3	7/01/2024	ALP	DWB

DESIGNED BY:	JHK
DRAWN BY:	TAM
CHECKED BY:	JHK
APPROVED BY:	JHK
DATE:	Jul-24

SHEET TITLE:
STREAM PLAN & PROFILE (5)
STA 132+00 - 140+00

SHEET NUMBER:	REV. #
28	##

SHEET 28 OF 58 SHEETS

C:\Civil 3D Home 2020 Projects\6735199451 McCoys Creek – Phase 1 and 2\dwg\STREAM RESTORATION\McCoy PH1 Stream GRADING.dwg – 28 STREAM PLAN & PROFILE (5) 07/01/2024 3:29pm USAP718297

Docusign Envelope ID: B5606ACB-F087-45D7-902C-FF7BBF3C7EA4

CAPPS LAND
FAMILY OF COMPANIES

PROPOSAL

4/5/2024
P373

Capps Land Mgt & Mtls, LLC
114 Halsema Rd S
Jacksonville FL 32220
(904) 693-8644 (904) 693-8645

Kiewit Infrastructure South Co
McCoys Creek

Description	QTY	Unit	Unit Price	Extended
Boney Road General Fill - Delivered	100.00	LD	300.00	30,000.00

Subtotal	$30,000.00
Sales Tax (if applicable)	$0.00
Total	**$**30,000.00

UNLESS HEREIN ACCEPTED; RATES VALID FOR 30 DAYS FROM **4/5/2024**

Freight and Material Pricing is based upon anticipated quantities, and current market rates. To secure the proposed rates, an authorized representitive must execute this proposal document. All per unit freight is based on standard delivery time frames. Known delays should be identified at bid time, and outlined on this proposal. Unknown truck delays will be subject to Detention/Demurrage Charges. All material to be guaranteed to be as specified, when a specification has been provided. Bidder is herein notified projects exceeding 1 year may be subject to escalation. Claims arising from material must be identified on the day of delivery. Disputes on invoicing must be addressed within 7 days of the invoice date.

Material invoicing to be paid NET30. Hauling invoicing to be paid NET 15.

To secure the unit pricing proposed above, please return this executed proposal to Capps Land Attn: JoAnn Capps at joann@cappsland.net with DETAILED PROJECT INFORMATION, NOC, PAYMENT INFORMATION, or CONTRACT

Thank you for the opportunity to quote your materials.

PROPOSAL ACCEPTANCE:

The above price, specifications and conditions are satisfactory and are hereby accepted.
Payment will be submitted to CAPPS LAND upon delivery, unless alternate terms are identified and agreed upon by both parties, in written corespondence.

Capps Land Authorized Signature

Customer Authorized Signature

Printed Name / Date

Printed Name / Date

Docusign Envelope ID: B5606ACB-F087-45D7-902C-FF7BBF3C7EA4

EquipmentWatch

www.equipmentwatch.com

All prices shown in US dollars ($)

Rental Rate Blue Book®

March 21, 2024

Caterpillar 335
Crawler Mounted Hydraulic Excavators

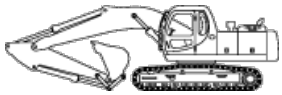

Size Class:
33.5 - 40.4 mt
Weight:
N/A

Configuration for 335

Bucket Capacity	**2.01 cu yd**	Horsepower	**273 hp**
Operating Weight	**77000 lbs**	Power Mode	**Diesel**

Blue Book Rates

** FHWA Rate is equal to the monthly ownership cost divided by 176 plus the hourly estimated operating cost.

	Ownership Costs				Estimated Operating Costs	FHWA Rate**
	Monthly	**Weekly**	**Daily**	**Hourly**	**Hourly**	**Hourly**
Published Rates	USD $17,510.00	USD $4,905.00	USD $1,225.00	USD $185.00	USD $63.74	USD $163.23
Adjustments						
Region (Florida: 94.7%)	(USD $928.03)	(USD $259.96)	(USD $64.93)	(USD $9.81)		
Model Year (2023: 99.97%)	(USD $5.33)	(USD $1.49)	(USD $0.37)	(USD $0.06)		
Adjusted Hourly Ownership Cost (100%)	-	-	-	-		
Hourly Operating Cost (100%)					-	
Total:	**USD $16,576.64**	**USD $4,643.54**	**USD $1,159.70**	**USD $175.14**	**USD $63.74**	**USD $157.93**

Non-Active Use Rates	**Hourly**
Standby Rate	USD $47.09
Idling Rate	USD $118.26

Rate Element Allocation

Element	**Percentage**	**Value**
Depreciation (ownership)	30%	USD $5,253.00/mo
Overhaul (ownership)	45%	USD $7,879.50/mo
CFC (ownership)	15%	USD $2,626.50/mo
Indirect (ownership)	10%	USD $1,751.00/mo
Fuel (operating) @ USD 4.15	37.76%	USD $24.07/hr

Revised Date: 1st quarter 2024

These are the most accurate rates for the selected Revision Date(s). However, due to more frequent online updates, these rates may not match Rental Rate Blue Book® Print. Visit the Cost Recovery Product Guide on our Help page for more information.

The equipment represented in this report has been exclusively prepared for KENNY GEISENDORFF (kgeisendorff@via-cs.com)

www.equipmentwatch.com

All material herein © 2003-2024 Randall-Reilly All rights reserved.

Docusign Envelope ID: B5606ACB-F087-45D7-902C-FF7BBF3C7EA4

EquipmentWatch™

www.equipmentwatch.com

All prices shown in US dollars ($)

Rental Rate Blue Book®

March 21, 2024

Broce RJ-350
Self Propelled Pavement Brooms

Size Class:
All
Weight:
N/A

Configuration for RJ-350

Horsepower **80.0** Power Mode **Diesel**

Blue Book Rates

** FHWA Rate is equal to the monthly ownership cost divided by 176 plus the hourly estimated operating cost.

	Ownership Costs				Estimated Operating Costs	FHWA Rate**
	Monthly	**Weekly**	**Daily**	**Hourly**	**Hourly**	**Hourly**
Published Rates	USD $9,795.00	USD $2,745.00	USD $685.00	USD $105.00	USD $42.27	USD $97.92
Adjustments						
Region (Florida: 95.7%)	(USD $421.18)	(USD $118.04)	(USD $29.45)	(USD $4.51)		
Model Year (2023: 99.97%)	(USD $2.87)	(USD $0.80)	(USD $0.20)	(USD $0.03)		
Adjusted Hourly Ownership Cost (100%)	-	-	-	-		
Hourly Operating Cost (100%)					-	
Total:	**USD $9,370.95**	**USD $2,626.16**	**USD $655.34**	**USD $100.45**	**USD $42.27**	**USD $95.51**

Non-Active Use Rates

	Hourly
Standby Rate	USD $26.62
Idling Rate	USD $65.51

Rate Element Allocation

Element	Percentage	Value
Depreciation (ownership)	19%	USD $1,861.05/mo
Overhaul (ownership)	61%	USD $5,974.95/mo
CFC (ownership)	10%	USD $979.50/mo
Indirect (ownership)	10%	USD $979.50/mo
Fuel (operating) @ USD 4.15	29.03%	USD $12.27/hr

Revised Date: 1st quarter 2024

These are the most accurate rates for the selected Revision Date(s). However, due to more frequent online updates, these rates may not match Rental Rate Blue Book® Print. Visit the Cost Recovery Product Guide on our Help page for more information.

The equipment represented in this report has been exclusively prepared for KENNY GEISENDORFF (kgeisendorff@via-cs.com)

www.equipmentwatch.com

All material herein © 2003-2024 Randall-Reilly All rights reserved.

Docusign Envelope ID: B5606ACB-F087-45D7-902C-FF7BBF3C7EA4

EquipmentWatch

www.equipmentwatch.com

All prices shown in US dollars ($)

Rental Rate Blue Book®

March 21, 2024

Caterpillar 950M
4-Wd Articulated Wheel Loaders

Size Class:
225 - 249 hp
Weight:
N/A

Configuration for 950M

Horsepower **230.0 hp**

Blue Book Rates

** FHWA Rate is equal to the monthly ownership cost divided by 176 plus the hourly estimated operating cost.

	Ownership Costs				Estimated Operating Costs	FHWA Rate**
	Monthly	**Weekly**	**Daily**	**Hourly**	**Hourly**	**Hourly**
Published Rates	USD $8,295.00	USD $2,325.00	USD $580.00	USD $87.00	USD $37.32	USD $84.45
Adjustments						
Region (Florida: 94.3%)	(USD $472.82)	(USD $132.52)	(USD $33.06)	(USD $4.96)		
Model Year (2023: 99.97%)	(USD $2.45)	(USD $0.69)	(USD $0.17)	(USD $0.03)		
Adjusted Hourly Ownership Cost (100%)	-	-	-	-		
Hourly Operating Cost (100%)					-	
Total:	**USD $7,819.73**	**USD $2,191.79**	**USD $546.77**	**USD $82.02**	**USD $37.32**	**USD $81.75**

Non-Active Use Rates	**Hourly**
Standby Rate	USD $22.22
Idling Rate	USD $61.28

Rate Element Allocation

Element	**Percentage**	**Value**
Depreciation (ownership)	39%	USD $3,235.05/mo
Overhaul (ownership)	32%	USD $2,654.40/mo
CFC (ownership)	18%	USD $1,493.10/mo
Indirect (ownership)	11%	USD $912.45/mo
Fuel (operating) @ USD 4.15	45.15%	USD $16.85/hr

Revised Date: 1st quarter 2024

These are the most accurate rates for the selected Revision Date(s). However, due to more frequent online updates, these rates may not match Rental Rate Blue Book® Print. Visit the Cost Recovery Product Guide on our Help page for more information.

The equipment represented in this report has been exclusively prepared for KENNY GEISENDORFF (kgeisendorff@via-cs.com)

www.equipmentwatch.com

All material herein © 2003-2024 Randall-Reilly All rights reserved.

Docusign Envelope ID: B5606ACB-F087-45D7-902C-FF7BBF3C7EA4

EquipmentWatch

www.equipmentwatch.com

All prices shown in US dollars ($)

Rental Rate Blue Book®

March 21, 2024

Ford F-250
On-Highway Light Duty Trucks

Size Class:
300 hp & Over
Weight:
N/A

Configuration for F-250

Axle Configuration	**4.0 X 2.0**	Cab Type	**Conventional**
Horsepower	**385.0 hp**	Power Mode	**Gasoline**
Ton Rating	**3.0 / 4.0**		

Blue Book Rates

** FHWA Rate is equal to the monthly ownership cost divided by 176 plus the hourly estimated operating cost.

	Ownership Costs				Estimated Operating Costs	FHWA Rate**
	Monthly	**Weekly**	**Daily**	**Hourly**	**Hourly**	**Hourly**
Published Rates	USD $530.00	USD $150.00	USD $38.00	USD $6.00	USD $27.92	USD $30.93
Adjustments						
Region (100%)	-	-	-	-		
Model Year (2023: 99.97%)	(USD $0.15)	(USD $0.04)	(USD $0.01)	(USD $0.00)		
Adjusted Hourly Ownership Cost (100%)	-	-	-	-		
Hourly Operating Cost (100%)					-	
Total:	**USD $529.85**	**USD $149.96**	**USD $37.99**	**USD $6.00**	**USD $27.92**	**USD $30.93**

Non-Active Use Rates	Hourly
Standby Rate	USD $1.99
Idling Rate	USD $26.70

Rate Element Allocation

Element	Percentage	Value
Depreciation (ownership)	35%	USD $185.50/mo
Overhaul (ownership)	34%	USD $180.20/mo
CFC (ownership)	13%	USD $68.90/mo
Indirect (ownership)	18%	USD $95.40/mo
Fuel (operating) @ USD 3.24	84.85%	USD $23.69/hr

Revised Date: 1st quarter 2024

These are the most accurate rates for the selected Revision Date(s). However, due to more frequent online updates, these rates may not match Rental Rate Blue Book® Print. Visit the Cost Recovery Product Guide on our Help page for more information.

The equipment represented in this report has been exclusively prepared for KENNY GEISENDORFF (kgeisendorff@via-cs.com)

www.equipmentwatch.com

All material herein © 2003-2024 Randall-Reilly All rights reserved.

Docusign Envelope ID: B5606ACB-F087-45D7-902C-FF7BBF3C7EA4

EquipmentWatch™

www.equipmentwatch.com

All prices shown in US dollars ($)

Rental Rate Blue Book®

April 4, 2024

Miscellaneous 6X4 18YD 70KGVW
On-Highway Rear Dumps

Size Class:
60,001 lbs & Over
Weight:
19702 lbs

Configuration for 6X4 18YD 70KGVW

Axle Configuration	**6X4**	Horsepower	**400.0**
Maximum Gross Vehicle Weight	**70000.0 lbs**	Power Mode	**Diesel**
Struck Capacity	**12.0 - 18.0 cu yd**		

Blue Book Rates

** FHWA Rate is equal to the monthly ownership cost divided by 176 plus the hourly estimated operating cost.

	Ownership Costs				Estimated Operating Costs	FHWA Rate**
	Monthly	**Weekly**	**Daily**	**Hourly**	**Hourly**	**Hourly**
Published Rates	USD $4,595.00	USD $1,285.00	USD $320.00	USD $48.00	USD $62.81	USD $88.92
Adjustments						
Region (Florida: 94.7%)	(USD $243.54)	(USD $68.11)	(USD $16.96)	(USD $2.54)		
Model Year (2024: 100%)	-	-	-	-		
Adjusted Hourly Ownership Cost (100%)	-	-	-	-		
Hourly Operating Cost (100%)					-	
Total:	**USD $4,351.46**	**USD $1,216.90**	**USD $303.04**	**USD $45.46**	**USD $62.81**	**USD $87.53**

Non-Active Use Rates	**Hourly**
Standby Rate	USD $12.36
Idling Rate	USD $69.83

Rate Element Allocation

Element	**Percentage**	**Value**
Depreciation (ownership)	51%	USD $2,343.45/mo
Overhaul (ownership)	27%	USD $1,240.65/mo
CFC (ownership)	11%	USD $505.45/mo
Indirect (ownership)	11%	USD $505.45/mo
Fuel (operating) @ USD 4.03	71.82%	USD $45.11/hr

Revised Date: 2nd quarter 2024

These are the most accurate rates for the selected Revision Date(s). However, due to more frequent online updates, these rates may not match Rental Rate Blue Book® Print. Visit the Cost Recovery Product Guide on our Help page for more information.

The equipment represented in this report has been exclusively prepared for KENNY GEISENDORFF (kgeisendorff@via-cs.com)

www.equipmentwatch.com

All material herein © 2003-2024 Randall-Reilly All rights reserved.

Docusign Envelope ID: B5606ACB-F087-45D7-902C-FF7BBF3C7EA4

VIA Consulting Services, Inc.

Engineering, Administration and Inspection Services

McCoys Creek Channel Improvements/Restoration – Phase 1A
COJ Contract No. 71931-22
9/24/2024

Added Scope of Work No. 1:
Change Request No. 17: VRSS Wall #2A Step Pool & Rip Rap Flume

Total Amount of this Change Request $87,802.80
Time Extension ..... N/A

Attachments

Contractor's Price Proposal – Step Pool & Rip Rap Flume.....$87,802.80 (Accepted)
Engineer's Estimate – Step Pool $74,544.63
Engineer's Estimate – Rip Rap Flume.....$8,380.49
Estimate Backup Documents
Correspondence

10250 Normandy Blvd., Suite 304, Jacksonville, FL 32221
www.via-cs.com

Docusign Envelope ID: B5606ACB-F087-45D7-902C-FF7BBF3C7EA4

EXTRA WORK SHEET

Co. No. _____ Job. No. 105347

Kiewit Infrastructure South Co.
(Issued by)
8403 South Park Circle, suite 655
Orlando, FL 32819
(Address)

Number: 2

Date: 12/5/2023

Project: McCoy's Creek Channel Improvements
Cont. No. _____

To : VIA Consulting Services (City of Jacksonville)
10250 Normandy Blvd Suite 301
Jacksonville, FL 32221
(Address)

Attn: Reid Harriett

- [ ] Material or Subcontractor
- [ ] Owner Force Account Work
- [x] Extra Work
- [ ] Equipment Lease or Vendor Invoice

Check One

Description of Work Done
North Creek Outfall Per WSP Provided Design

Prime Contractor Detail of Equipment, Materials and Labor	Hours or Quantity	Hrly Rate or Unit Price	Equipment Cost	Material Cost	Labor Cost	Total Amount
LABOR						
See Labor back up sheet	1.00	$ 22,759.34			$ 22,759.34	$ 22,759.34
					Subtotal Labor	**$ 22,759.34**
MATERIAL						
See Material back up sheet	1.00	$ 24,558.51		$ 24,558.51		$ 24,558.51
						$ -
					Subtotal Material	**$ 24,558.51**
EQUIPMENT						
See Equipment back up sheet	1.00	$ 27,432.40	$ 27,432.40			$ 27,432.40
Mobilization/demobilization	1.00	$ 1,600.00	$ 1,600.00			$ 1,600.00
					Subtotal Equip.	**$ 29,032.40**
SUBCONTRACTOR						
N/A		Ea	$ -			$ -
						$ -
						$ -
						$ -
					Subtotal Subs.	
					SUBTOTAL:	**$76,350.26**

MARKUP

	Subtotal		**M/U Rate**	
Markup (Labor)	$ 22,759.34	X	15.00%	$ 3,413.90
Markup (Materials)	$ 24,558.51	X	15.00%	$ 3,683.78
Markup (Equipment)	$ 29,032.40	X	15.00%	$ 4,354.86
Markup (Subcontractor's Cost only)	$ -	X	10.00%	$ -
		X		
		X		
			Subtotal Markup:	**$11,452.54**
			Extra Work Sheet SUBTOTAL:	$87,802.80
Total Liability & Bond =		X	0.600%	$ -
		X		

Total Amount (Earnings to Cost Account No.	_____	**Extra Work Sheet OVERAL TOTAL:**	$87,802.80

Approved for Owner, Material or Sub-Contractor

By _____

Approved for Company

By _____

Docusign Envelope ID: B5606ACB-F087-45D7-902C-FF7BBF3C7EA4

LABOR HR

Employee #	Employee Name	Position	Craft Type	TOTAL ST	TOTAL OT
1	Foreman		FWWC	100.00	
2	Operator (High)		Craft	200.00	
3	Operator (Medium)		Craft		
4	Operator (Low)		Craft		
5	Laborer		Craft	150.00	
6	Ironworker		Craft		
7	Survey		Craft	40.00	
	SUBTOTAL			***490***	

EQUIPMENT COST

Equip. #	Description		Rate	HR	$
	Excavator 36-39 MT		$ 156.27	80	$ 12,501.60
	Skid Steer		$ 83.62		$ -
	Sweeper		$ 43.45	40	$ 1,738.00
	3/4 T Crew pick up		$ 17.18	80	$ 1,374.40
	Dewatering Pump- 4"		$ 18.50	80	$ 1,480.00
	Loader		$ 98.18	80	$ 7,854.40
	Crawler Dozer		$ 124.20	20	$ 2,484.00
	SUBTOTAL			***380***	***$ 27,432***

Docusign Envelope ID: B5606ACB-F087-45D7-902C-FF7BBF3C7EA4

Material & Supplies Costs

Description	Qty	Unit	Unit Price	Total
Safety Supplies	490.00	MH	$ 1.00	$ 490.00
Survey Supplies	40.00	MH	$ 3.00	$ 120.00
Earthwork Supplies	490.00	MH	$ 3.00	$ 1,470.00
Wood Chips	1.00	LD	$ 1,200.00	$ 1,200.00
Rip Rap Bank and Shore	157.00	TN	$ 75.95	$ 11,924.15
Rip Rap Type B	26.00	TN	$ 74.39	$ 1,934.14
Concrete- Flume/ Curb	1.00	CY	$ 440.00	$ 440.00
Bedding Stone	45.00	TN	$ 52.03	$ 2,341.35
Rip Rap Fabric	230.00	SY	$ 2.15	$ 494.50
Additional Plantings- 621 UT	0.05	AC	$ 55,000.00	$ 2,750.00
Tax @ 7%				$ 1,394.37
			Total	**$ 24,558.51**

Docusign Envelope ID: B5606ACB-F087-45D7-902C-FF7BBF3C7EA4

Employee #	Name	Position	Type	Total Hours (ST)	Total Hrs (OT)	Base Rates (ST)	Base Rates (OT)	FICA @	FUTA @	SUTA @	Worker's Compensation @	Insurance (GL) @	Applicable Per Diem (per Hr)	Medical Insurance @	Staff Total 401K @	Craft Retirement Benefit @	PTO @	Craft Incentive @	Total Rate (ST)	Total Rate (OT)	COLA	Total Cost
	2022 Add-On %	Salary				**2022 Staff**		**7.58%**	**0.08%**	**0.06%**	**1.29%**	**0.25%**		**10.55%**	**5.27%**		**15.10%**				6.00%	
	2022 Add-On %	Craft				**2022 Craft**		**7.58%**	**0.08%**	**0.06%**	**1.29%**	**0.25%**		**$ 1.63**		**$ 0.48**	**$ 0.18**	**$ 0.16**				
1	Foreman	Craft	FWWC	100.0	0.0	$ 45.37	$ 22.69	$3.44	$0.04	$0.03	$0.59	$0.11	$6.25	$4.79	$2.39	$0.00	$6.85	$0.00	$69.85	$0.00	$419.76	$ 6,984.97
2	Operator (High)	Craft		200.0	0.0	$ 32.00	$ -	$2.43	$0.03	$0.02	$0.41	$0.08	$6.25	$1.63	$0.00	$0.48	$0.18	$0.16	$43.66	$0.00	$0.00	$ 8,732.64
3	Operator (Medium)	Craft		0.0	0.0	$ 31.00	$ -	$2.35	$0.02	$0.02	$0.40	$0.08	$6.25	$1.63	$0.00	$0.48	$0.18	$0.16	$42.57	$0.00	$0.00	$ -
4	Operator (Low)	Craft		0.0	0.0	$ 28.00	$ -	$2.12	$0.02	$0.02	$0.36	$0.07		$1.63	$0.00	$0.48	$0.18	$0.16	$33.04	$0.00	$0.00	$ -
5	Laborer	Craft		150.0	0.0	$ 25.00	$ -	$1.90	$0.02	$0.02	$0.32	$0.06		$1.63	$0.00	$0.48	$0.18	$0.16	$29.77	$0.00	$0.00	$ 4,464.75
6	Ironworker	Craft		0.0	0.0	$ 28.00	$ -	$2.12	$0.02	$0.02	$0.36	$0.07		$1.63	$0.00	$0.48	$0.18	$0.16	$33.04	$0.00	$0.00	$ -
7	Survey	Salary	Salary	40.0	0.0	$ 41.50	$ -	$3.15	$0.03	$0.02	$0.54	$0.10	$6.25	$4.38	$2.19	$0.00	$6.27	$0.00	$64.42	$0.00	$139.62	$ 2,576.99
8																						
9																						
10																						
11																						
12																						
																					TOTAL	**$ 22,759.34**

Docusign Envelope ID: B5606ACB-F087-45D7-902C-FF7BBF3C7EA4

Orange (Sills)

QTY	L	W	SF	t	CF	CY	TN
2	10	5	**100**	1.5	150	5.56	**11**

Orange (Main)

QTY	L	W	SF	t	CF	CY	TN
1	18	25	**450**	1.5	675	25.00	**50**

Purple

QTY	L	W	SF	t	CF	CY	TN
1	16	5	**80**	2	160	5.93	**12**

Rip Rap Cover-
10 TN

Green

	L	W	SF	t	CF	CY	TN
1	25	12	**300**	3	900	33.33	**67**

Rip Rap Total Tonnage

150 TN

5% Waste
157.1111111

#57
Main Area

	L	W	SF	t	CF	CY	TN
1	25	35	**875**	0.6	525	19.44	**39**

#57
Sills

	L	W	SF	t	CF	CY	TN
2	10	5	**100**	0.5	50	1.85	**4**

Rip Rap Total Tonnage

43 TN

5% Waste
44.72222222

Docusign Envelope ID: B5606ACB-F087-45D7-902C-FF7BBF3C7EA4

ENGINEERS ESTIMATE
FOR CHANGE ORDER

PROJECT:	**McCoy's Creek Channel Restoration Phase 1A**
PROJECT NO.:	**71931-22**
CHANGE ORDER NO.:	
CONTRACTOR:	**Kiewit Infrastructure South Co.**
DESCRIPTION OF WORK:	**Step Pool at VRSS Wall #2**
DATE:	**3/11/2024**

VIA CS - VIA CONSULTING SERVICES, INC.

LABOR ESTIMATE

POSITION	QTY.	UNIT	RATE	BURDEN RATE %	AMOUNT	COMMENT
Foreman	85	Hrs.	$ 45.37	53.96%	$ 5,937.39	
Operator - Excavator	85	Hrs.	$ 32.00	37.32%	$ 3,735.10	
Operator - Frontend Loader	85	Hrs.	$ 32.00	37.32%	$ 3,735.10	
Laborer	170	Hrs.	$ 25.00	37.32%	$ 5,836.10	(2) Laborers
Surveyor	20	Hrs.	$ 41.50	53.96%	$ 1,277.87	
SUBTOTAL WITH BURDEN					$ 20,521.57	
MARKUP		15.0%			$ 3,078.23	
TOTAL LABOR COST					**$ 23,599.80**	

EQUIPMENT ESTIMATE

EQUIPMENT	QTY.	UNIT	BB RATE	AMOUNT	COMMENT
CAT 335 Excavator	85	Hrs.	$ 157.93	$ 13,424.05	
CAT 950M Loader	85	Hrs.	$ 81.75	$ 6,948.75	
F-250 Pickup Truck	85	Hrs.	$ 30.93	$ 2,629.05	
Power Sweeper	8	Hrs.	$ 43.45	$ 347.60	Kiewit Rate
CAT 236D3 Skid Steer	16	Hrs.	$ 70.05	$ 1,120.80	
4" Dewatering Pump	85	Hrs.	$ 20.76	$ 1,764.60	
Equipment Mobilization	1	LS	$ 1,500.00	$ 1,500.00	
				$ -	
EQUIPMENT SUBTOTAL				$ 27,734.85	
MARKUP		15.0%		$ 4,160.23	
TOTAL EQUIPMENT COST				**$ 31,895.08**	

MATERIALS ESTIMATE

ITEM	QTY.	UNIT	RATE	AMOUNT	COMMENT
Bedding Stone - 57 Stone	33	TN	$ 52.03	$ 1,699.82	Weight reduced by 50% for Wood Chip Mix Ratio
Wood Chips	1	LOAD	$ 1,200.00	$ 1,200.00	
Rip Rap - Bank & Shore	133.8	TN	$ 75.95	$ 10,164.45	
Rip Rap - Type B	21.4	TN	$ 74.39	$ 1,595.03	
Filter Fabric	1	Roll	$ 500.00	$ 500.00	
Misc. Supplies & Materials	1	LS	$ 250.00	$ 250.00	
				$ -	
MATERIALS SUBTOTAL				$ 15,409.30	
SUBTOTAL w/ TAX		7.5%		$ 1,155.70	
MATERIALS SUBTOTAL				$ 16,565.00	
MARKUP		15.0%		$ 2,484.75	
TOTAL MATERIALS COST				**$ 19,049.75**	

SUBCONTRACTS

NAME	QTY.	UNIT	RATE	AMOUNT	COMMENT
SUBTOTAL SUBCONTRACTS				$ -	
MARKUP		10%		$ -	
TOTAL SUBCONTRACTS				**$ -**	

TOTALS

TOTAL LABOR, EQUIPMENT, & MATERIAL COST	**$ 74,544.63**
TOTAL COST:	**$ 74,544.63**

Prepared By:

Reid Harriett, P.E.
Senior Project Engineer

Docusign Envelope ID: B5606ACB-F087-45D7-902C-FF7BBF3C7EA4

McCoys Creek Restoration Phase 1A
VRSS #2A Step Pool Time & Materials Estimate

Work Activity Time Estimate

Activity	Duration (Hours)
Mobilize and start setting up berms	10
Finish berms and setup bypass pump system	5
Begin excavating step pool bottom	10
Fine grade step pool bottom & slopes	10
Place Filter Fabric	2
Mix 57 Stone & Wood Chips	2
Place & Grade Stone & Wood Chips Mix	10
Place & Grade Rip Rap	20
Place Rip Rap at VRSS Wall	2
Remove Berms & Bypass System	10
Cleanup & Demob.	4
Total	85

Stone Density

Material	FDOT Bulk Specific Gravity	Spec. 907 Bulk Specific Gravity	Density (lbs./CF)	
57 Stone			135	Spec. 907
Bank & Shore Rip Rap	2.2		137.28	
Type B RipRap		2.38	148.51	

Stone Material Quantity Estimate

	Area (SF)	Thickness (FT)	Volume (CF)	Density (lbs./CF)	Weight (TN)	TN w/ 10% Waste	Total Bank & Shore
57 Stone	880	1	880.00	135.0	59.4	65.3	
Bank & Shore 18" Thick Areas	525	1.5	787.50	137.3	54.1	59.5	
Bank & Shore 24" Thick Areas	80	2	160.00	137.3	11.0	12.1	**133.8**
Bank & Shore 36" Thick Areas	275	3	825.00	137.3	56.6	62.3	
Type B Rip Rap	75	3.5	262.5	148.5	19.5	21.4	

Docusign Envelope ID: B5606ACB-F087-45D7-902C-FF7BBF3C7EA4

ENGINEERS ESTIMATE
FOR CHANGE ORDER

PROJECT:	**McCoy's Creek Channel Restoration Phase 1A**
PROJECT NO.:	**71931-22**
CHANGE ORDER NO.:	
CONTRACTOR:	**Kiewit Infrastructure South Co.**
DESCRIPTION OF WORK:	**STA 113+80 (LT) Rip Rap Flume**
DATE:	**3/4/2024**

VIA CS - VIA CONSULTING SERVICES, INC.

LABOR ESTIMATE

POSITION	QTY.	UNIT	RATE	BURDEN RATE %	AMOUNT	COMMENT
Foreman	10	Hrs.	$ 45.37	53.96%	$ 698.52	
Operator - Excavator	5	Hrs.	$ 32.00	37.32%	$ 219.71	
Operator - Frontend Loader & Skid Steer	10	Hrs.	$ 32.00	37.32%	$ 439.42	
Laborer	20	Hrs.	$ 25.00	37.32%	$ 686.60	(2) Laborers
Surveyor	2	Hrs.	$ 41.50	53.96%	$ 127.79	
SUBTOTAL WITH BURDEN					$ 2,172.04	
MARKUP		15.0%			$ 325.81	
TOTAL LABOR COST					**$ 2,497.85**	

EQUIPMENT ESTIMATE

EQUIPMENT	QTY.	UNIT	BB RATE	AMOUNT	COMMENT
CAT 335 Excavator	5	Hrs.	$ 157.93	$ 789.65	
CAT 950M Loader	10	Hrs.	$ 81.75	$ 817.50	
F-250 Pickup Truck	10	Hrs.	$ 30.93	$ 309.30	
CAT 236D3 Skid Steer	10	Hrs.	$ 70.05	$ 700.50	
Concrete Saw	2	Hrs.	$ 14.90	$ 29.80	
				$ -	
				$ -	
EQUIPMENT SUBTOTAL				$ 2,646.75	
MARKUP		15.0%		$ 397.01	
TOTAL EQUIPMENT COST				**$ 3,043.76**	

MATERIALS ESTIMATE

ITEM	QTY.	UNIT	RATE	AMOUNT	COMMENT
Rip Rap - Type B	22.9	TN	$ 74.39	$ 1,701.36	
Filter Fabric					Filter Fabric Roll Cost Included in Step Pool Estimate
Concrete - 3,000 PSI	3	CY	$ 165.00	$ 495.00	
Misc. Concrete Forms, Materials, & Supplies	1	LS	$ 100.00	$ 100.00	
				$ -	
MATERIALS SUBTOTAL				$ 2,296.36	
SUBTOTAL w/ TAX		7.5%		$ 172.23	
MATERIALS SUBTOTAL				$ 2,468.59	
MARKUP		15.0%		$ 370.29	
TOTAL MATERIALS COST				**$ 2,838.88**	

SUBCONTRACTS

NAME	QTY.	UNIT	RATE	AMOUNT	COMMENT
SUBTOTAL SUBCONTRACTS				$ -	
MARKUP		10%		$ -	
TOTAL SUBCONTRACTS				**$ -**	

TOTALS

TOTAL LABOR, EQUIPMENT, & MATERIAL COST	**$ 8,380.49**
TOTAL COST:	**$ 8,380.49**

Prepared By:

Reid Harriett, P.E.
Senior Project Engineer

Docusign Envelope ID: B5606ACB-F087-45D7-902C-FF7BBF3C7EA4

McCoys Creek Restoration Phase 1A
VRSS #2A Step Pool Time & Materials Estimate

Work Activity Time Estimate

Activity	Duration (Hours)
Demo & Remove Curb	1
Excavate & grade flume bottom	3
Place Filter Fabric	1
Place & Grade Rip Rap	3
Form & Pour Concrete Flume Apron	2
Total	10

Stone Density

Material	FDOT Bulk Specific Gravity	Spec. 907 Bulk Specific Gravity	Density (lbs./CF)	
57 Stone			135	Spec. 907
Bank & Shore Rip Rap	2.2		137.28	
Type B RipRap		2.38	148.51	

Stone Material Quantity Estimate

	Area (SF)	Thickness (FT)	Volume (CF)	Density (lbs./CF)	Weight (TN)	TN w/ 10% Waste	Total
Type B Rip Rap	80	1.5	120	148.5	8.9	9.8	
Type B Rip Rap	20	2	40	148.5	3.0	3.3	**22.9**
Type B Rip Rap	120	1	120	148.5	8.9	9.8	

Docusign Envelope ID: B5606ACB-F087-45D7-902C-FF7BBF3C7EA4

PLAN REVISIONS & DRAWINGS

Docusign Envelope ID: B5606ACB-F087-45D7-902C-FF7BBF3C7EA4

EOR STEP POOL DRAWING

TYP RIFFLE CROSS-SECTION

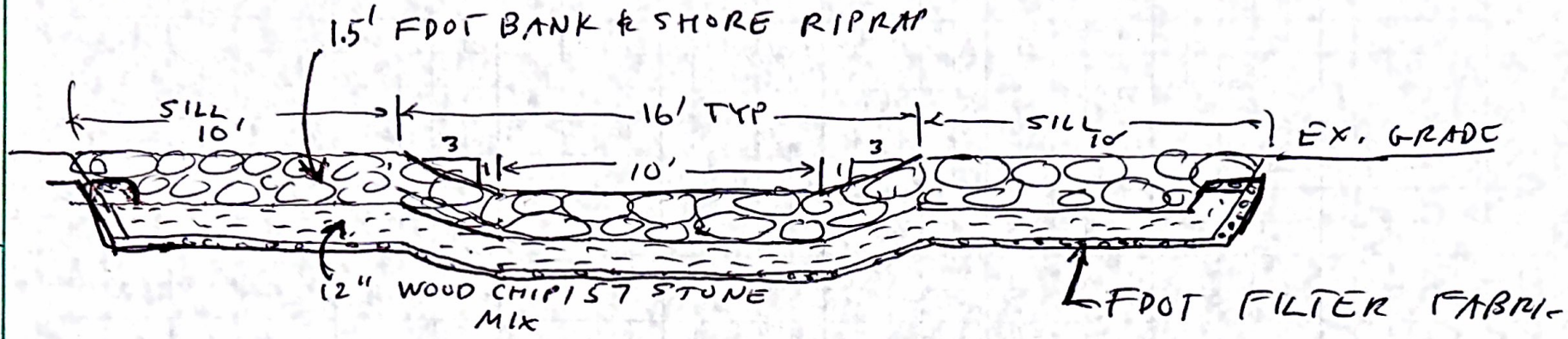

RIFFLE BOTTOM DEPTH ~ 1.0' BELOW TOB

TYP POOL CROSS-SECTION

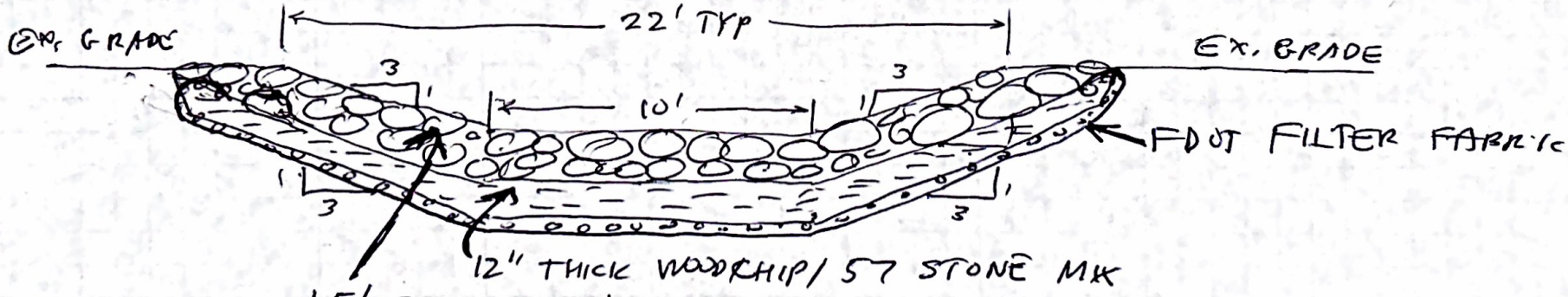

POOL BOTTOM DEPTH ~ 2.0' BELOW TOB

Docusign Envelope ID: B5606ACB-F087-45D7-902C-FF7BBF3C7EA4

EOR STEP POOL DRAWING.
STEP POOL WAS REDUCED IN
LENGTH BY EOR PER RED MARKUPS.

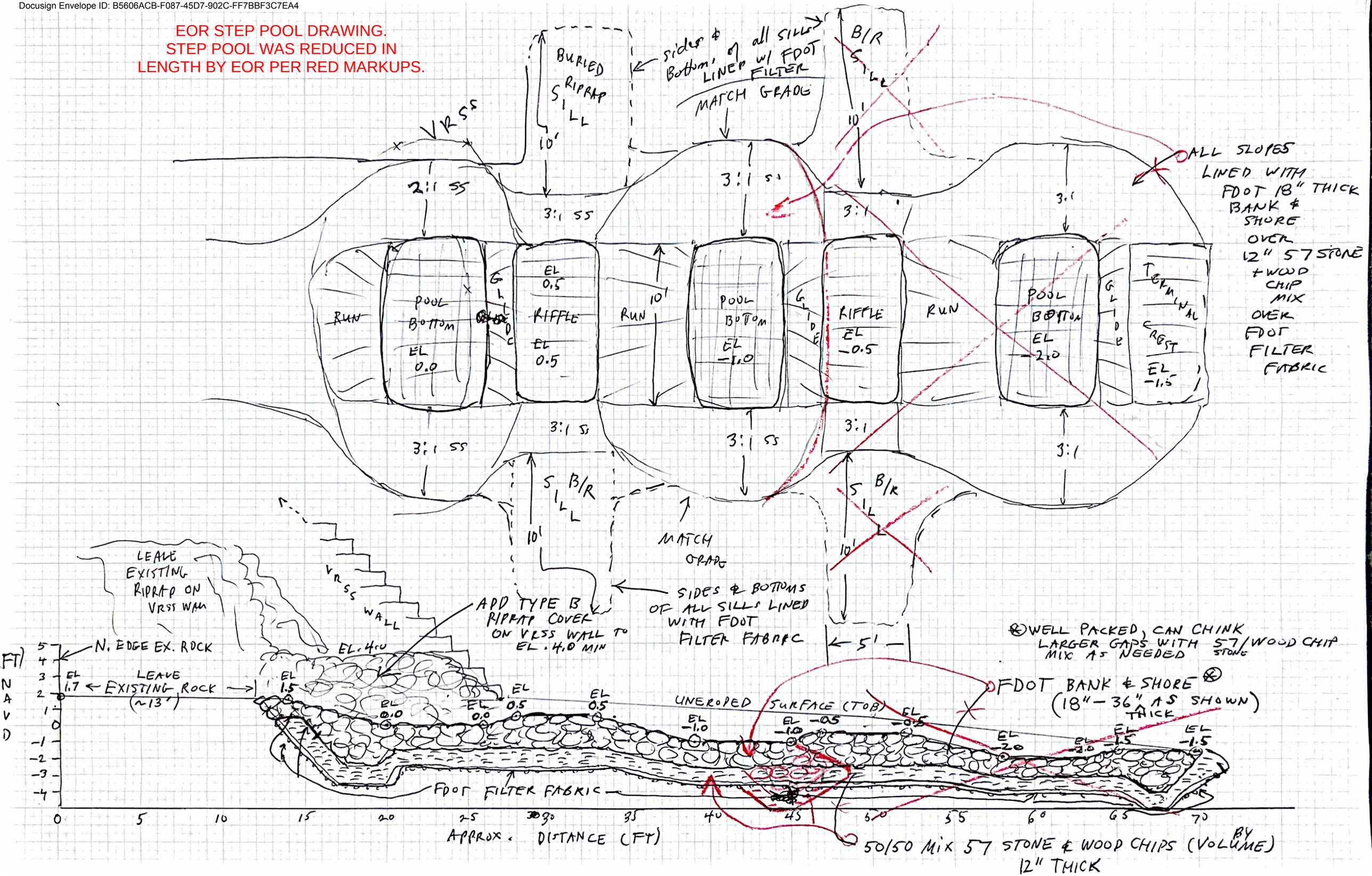

Docusign Envelope ID: B5606ACB-F087-45D7-902C-FF7BBF3C7EA4

18" Thickness

24" Thickness

36" Thickness

VIA-CS MARKUP OF EOR STEP POOL DRAWING SHOWING RIPRAP THICKNESS.

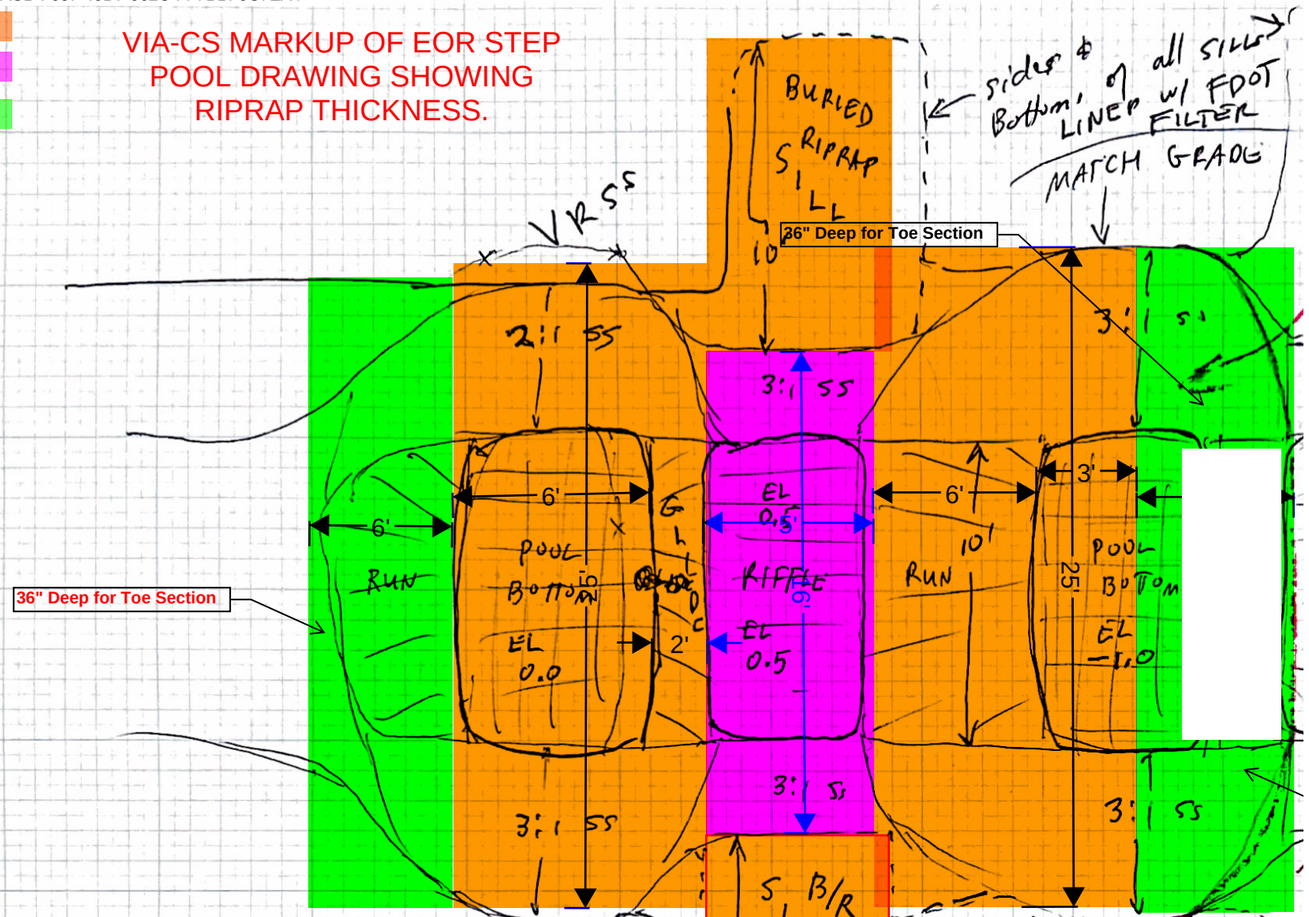

SLOPES LINED WITH FDOT 18" THICK BANK & SHORE OVER 12" 57 STONE + WOOD CHIP MIX OVER FDOT FILTER FABRIC

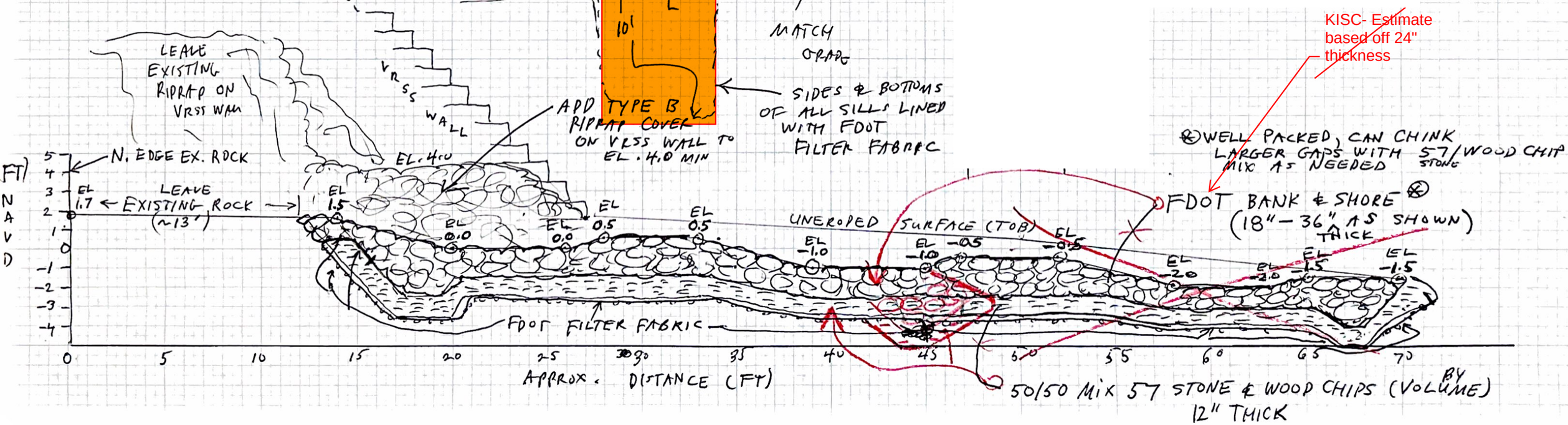

KISC- Estimate based off 24" thickness

Docusign Envelope ID: B5606ACB-F087-45D7-902C-FF7BBF3C7EA4

RFI NO. 61 - TEMPORARY FLUME DETAIL

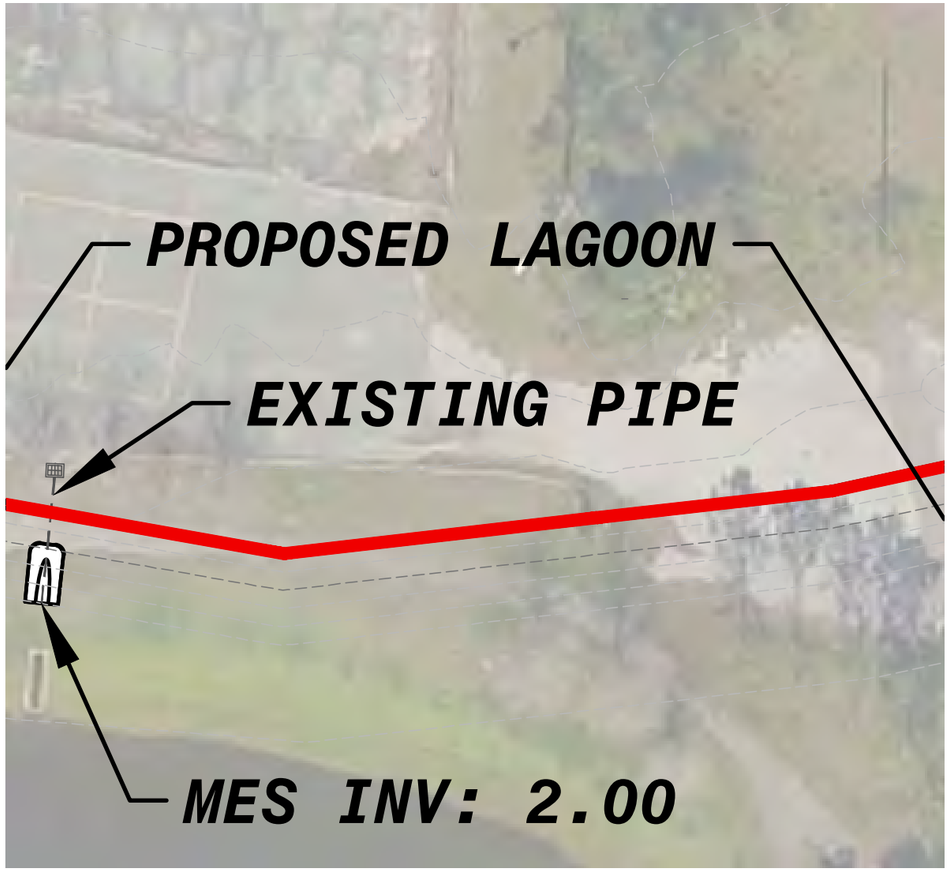

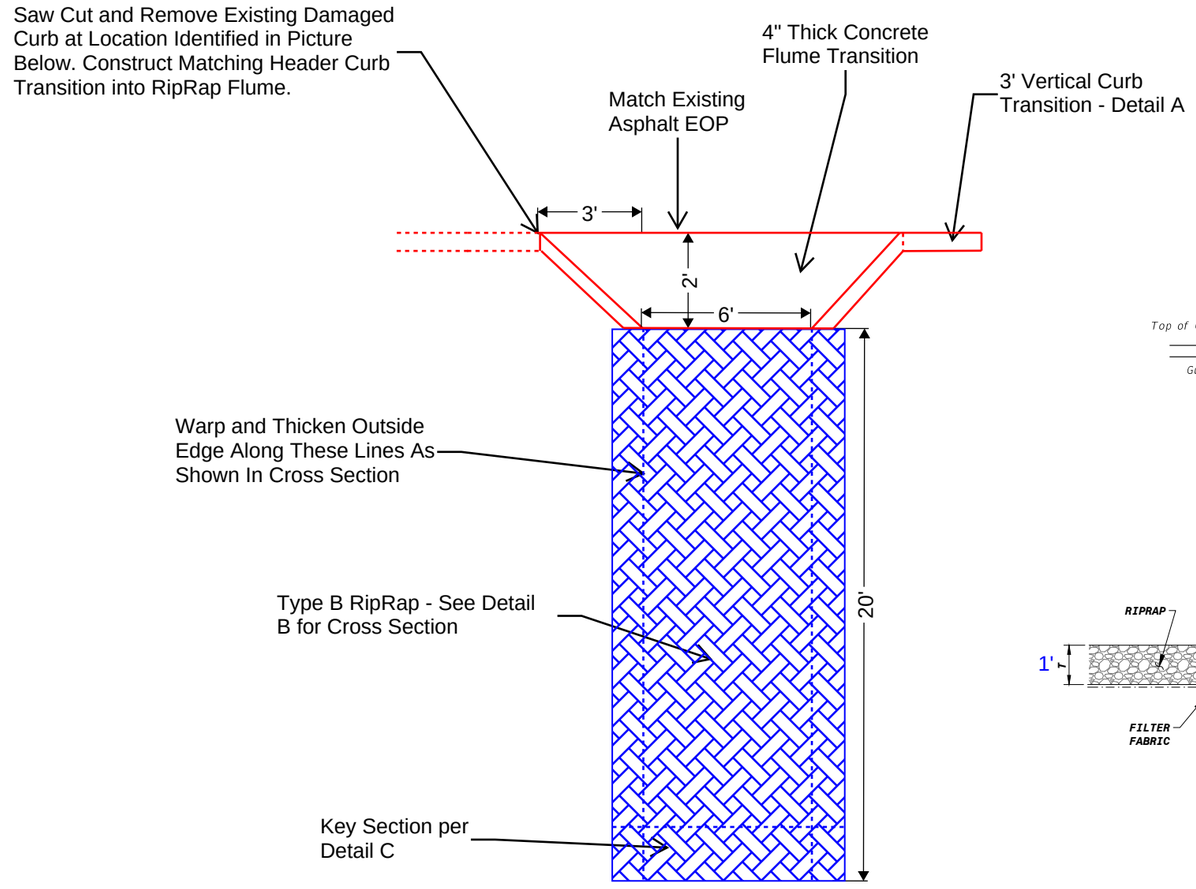

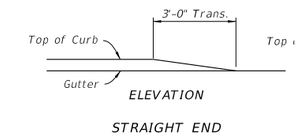

DETAIL A

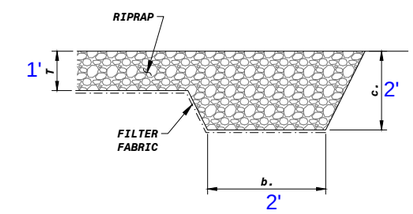

DETAIL C

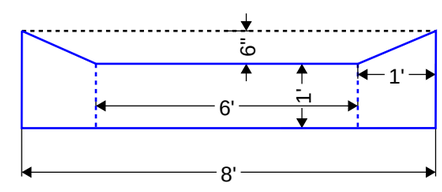

DETAIL B

Docusign Envelope ID: B5606ACB-F087-45D7-902C-FF7BBF3C7EA4

KIEWIT PRICE PROPOSAL BACKUP DOCUMENTS

Quotation

Vulcan Materials Company and Subsidiaries

Attn:

Quote Name: Mccoy Creek (Q2 2024)
Quote #: 1908381

KIEWIT INFRASTRUCTURE SOUTH CO
SOUTHEAST SHARED SERVICES
OMAHA, NE 68145-2500
Acct#: 47614

2698 Heywood Dowling Dr.

JACKSONVILLE, FL 32204

Date:	Wednesday, March 13, 2024
Quote Created:	Wednesday, March 13, 2024
Effective From:	Wednesday, March 13, 2024
Quote Expiration:	Friday, April 12, 2024
Price Expiration:	Friday, April 12, 2024

Sales Rep : Zachary Olson
10151 Deerwood Park Blvd
JACKSONVILLE, FL 32256

Phone:
Fax :
Email: olsonz@vmcmail.com

Special Instructions:

Materials and trucking are based upon availability at the time of shipment.
Rates are good for 90 days.
FUEL SURCHARGE (SHOWN BELOW IN 100 - AGGREGATES SECTION AS "OTHER") IS FOR THE CURRENT MONTH AND IS SUBJECT TO REVISION ON THE 1ST OF EVERY MONTH. THE BASELINE IS $3.00 AND PERCENTAGES INCREASE VERY $.10. THIS IS BASED ON THE DOE FUEL INDEX FOR DIESEL IN THE LOWER ATLANTIC PADD.

100 - Aggregates

Plant	Product Name	Product #	Qty	U/M	FOB Plant	Other	Haul Rate	Delivered
KEYSTONE - COMMON	BANK AND SHORE	45031	270	Tons	$64.75	1.20	$10.00	$75.95

Prices quoted above are per unit of measure (U/M) and do not include any state or local sales and use tax, if any applies for this project.

Prices quoted are for shipments during normal daytime working hours unless other shipping hours are mutually agreed upon in writing by both parties.

Prices are FOB your jobsite as stated above. Terms are Net 15th month prox. Please note standard terms and conditions apply. (Subject to credit approval)

This quote is limited to acceptance within 30 days from the date of this quotation after which time quotation is subject to review/revision. Quoted Haul Rates Subject to Revision. Please contact Sales prior to placing the order.

Accepted by: _____ **Date:** _____

Sales Representative: _____ **Date:** _____

We appreciate the opportunity to provide you this quote and trust that Vulcan will have the pleasure of serving your needs for this and future projects.

MyVulcan™ Your account. Anytime. Anywhere. www.MyVulcan.com

Docusign Envelope ID: B5606ACB-F087-45D7-902C-FF7BBF3C7EA4

GENERAL TERMS AND CONDITIONS

PRICES AND TERMS

Prices are based on the terms and conditions set forth on page 1 of this Quotation, of which these General Terms and Conditions form a part, the terms and conditions stated in Customer's Application for Business Credit, and, if applicable, any terms and conditions relating to the delivery or shipment of materials by truck, barge, vessel, rail or other means which are provided by Vulcan to Customer in addition to this Quotation (each, a "Vulcan Sales Document", and collectively, the "Vulcan Sales Documents"). Prices are available only to the customer specifically named therein, and are only for the quantities mentioned in such Quotation or Sales Order plus or minus 10% of such quantities. A charge of 1.5% per month, (18% annum), will accrue on a daily basis from the date of invoice and will continue to accrue on a daily basis on any unpaid balance, both before and after judgment, until the date the balance is paid in full, or at the maximum amount permitted by law in which the sale occurred, whichever is less. **However, the assessment of a finance charge on invoices paid in full by the payment due date will be waived.** Quotation is offered for furnishing the total aggregate requirements for the project only. Customer's contract with Vulcan regarding the sale by Vulcan to Customer of the materials listed in this Quotation is subject to the terms and conditions set forth in the Vulcan Sales Documents. Prices reflect Customer's acceptance of materials at the quoted plant based upon gradation analysis performed and reported by Vulcan's certified plant quality control personnel. Any penalties that result from in place sampling shall be the full responsibility of Customer.

THE TERMS AND CONDITIONS OF THE VULCAN SALES DOCUMENTS GOVERN THE RIGHTS AND OBLIGATIONS OF THE PARTIES

If Customer has issued a purchase order for the materials quoted by Vulcan in this Quotation, this Quotation is not an acceptance of said purchase order, or any of its terms or conditions, which are hereby rejected. Any sale by Vulcan to Customer of the materials listed in this Quotation shall be subject to the terms and conditions set forth in the Vulcan Sales Documents, and Customer's receipt or acceptance of said materials shall constitute acceptance of the offer that this Quotation constitutes. Any terms or conditions of a subsequent purchase order issued by Customer that are inconsistent with the terms and conditions of the Vulcan Sales Documents shall be null and void.

SHIPMENT AND DELIVERY

Unless a "delivered" price is quoted by Vulcan in the Vulcan Sales Documents, all prices are F.O.B. point of shipment from the locations designated. All taxes applicable to the sale or delivery of materials that are not paid directly by Customer will be added to the sales price, invoiced to and paid by Customer, unless Customer provides Vulcan with satisfactory evidence of exemption from same. Shipment will be in accordance with Customer's reasonable instructions or, if none, then by whatever means Vulcan shall deem practicable. The quantities of material delivered to Customer shall be conclusively presumed to be the quantities shown on the tickets produced from a certified weigh scale at Vulcan's quarry or sales yard.

CREDIT AND DEFAULT

Vulcan shall have no obligation to ship or deliver except upon its determination prior to each shipment or delivery that Customer is worthy of the credit to be extended and is not in default upon any obligation to Vulcan. Upon default, Customer agrees to pay all of Vulcan's collection expenses, including attorneys' fees.

INSURANCE

A Memorandum of Insurance containing current information regarding Vulcan's insurance program is available at
<https://marshdigital.marsh.com/marshconnect/viewMOI.action?clientId=632529479>.

EXCULPATORY PROVISIONS

Vulcan shall have no liability for delay or failure to make shipments, or delivery, as a result of strikes, labor problems, severe weather conditions, casualty, mechanical breakdown or other conditions beyond Vulcan's reasonable control. In no event shall Vulcan be liable for any incidental or consequential damages. Vulcan's liability and Customer's exclusive remedy for any cause of action arising out of the provision of material quoted herein shall be the replacement of, or payment of the purchase price for, the materials which are the subject of this Quotation.

CHANGE OF TERMS

Vulcan may change the price and/or quantity upon 30 days' notice to Customer. Vulcan shall also have right to change, modify or amend any other terms and conditions upon written notice of such change to customer. The effect of the change shall be as stated in the written notice and accepted by Customer upon placing of orders with seller following receipt of such notice.

APPLICABLE LAW

All orders are subject to acceptance by Vulcan at the headquarters of its SouthEast Division in Atlanta, Georgia, and the laws of the state in which the materials was shipped from shall apply to the sale of all materials subject hereto. In the event material is imported into the U.S., the law in the state in which the material was sold to the customer will prevail. All disputes regarding finance charges shall be governed by Alabama law.

LIMITED WARRANTY AND WARRANTY DISCLAIMER

Vulcan warrants for a period of one (1) year from date of delivery only that the material sold hereunder substantially complies with Vulcan's specifications for said material or the specifications set forth in Vulcan's quotation. **VULCAN HEREBY EXCLUDES ALL WARRANTIES OF MERCHANTABILITY AND FITNESS FOR ANY PURPOSE, AND ALL OTHER WARRANTIES, EXPRESS OR IMPLIED, OF THE MATERIAL SOLD HEREUNDER, OTHER THAN THE EXPRESS WARRANTY STATED ABOVE.** In addition, except to the extent otherwise set forth in the specifications described above, Vulcan makes no warranty whatsoever with respect to specific gravity, absorption, whether the material is innocuous, non-deleterious, or non-reactive, or whether the material is in conformance with any plans, other specifications, regulations, ordinances, statutes, or other standards applicable to Customer's job or to said material as used by Customer. VULCAN SHALL IN NO EVENT BE RESPONSIBLE FOR ANY INCIDENTAL OR CONSEQUENTIAL DAMAGE CAUSED BY NON-COMPLIANCE OF THE MATERIAL WITH SPECIFICATIONS, OR FOR ANY DEFECTS IN THE MATERIAL SOLD HEREUNDER.

MyVulcan™
Your account. Anytime. Anywhere.
www.MyVulcan.com

Docusign Envelope ID: B5606ACB-F087-45D7-902C-FF7BBF3C7EA4

David.Rood

From: John P Stelljes <johnp.stelljes@cemex.com>
Sent: Thursday, March 14, 2024 8:39 AM
To: David.Rood
Subject: [External]RE: Revised Quote- McCoy's Creek

Good morning David,
Please use $43.55 /tn+ the rail fuel surcharge of $1.23/tn FOB Baymeadows Rail Terminal. This will be good through 06/30/24.

If you are going to need it, just let me know and I will make sure the order is in.

Thank you.

KISC- Trucking costs are $7.25/ TN

John P. Stelljes
Account Manager
Central Florida & East Coast Aggregates
Office: 321-408-5221 Mobile: (352) 598-6265
Address: 3365 E. Industry Road, Cocoa, Fl 32926
E-Mail: johnp.stelljes@cemex.com
www.cemexusa.com

From: David.Rood <David.Rood@kiewit.com>
Sent: Wednesday, March 13, 2024 2:10 PM
To: John P Stelljes <johnp.stelljes@cemex.com>
Subject: Revised Quote- McCoy's Creek

CAUTION: External Email | PRECAUCIÓN: Correo electrónico externo | VORSICHT: Externe E-Mail | ATTENTION: Courriel externe To learn more about email protection click here

Afternoon John,

Can you send me a revised quote for 1-2 truckloads of the #57 stone you quoted in 2023? This is for a change order and would be ordered in Q2.

EquipmentWatch™

www.equipmentwatch.com

All prices shown in US dollars ($)

Rental Rate Blue Book®

November 28, 2022

Deere 350G LC
Crawler Mounted Hydraulic Excavators

Size Class:
33.1 - 40.0 MTons
Weight:
76557 lbs

Configuration for 350G LC

Operating Weight	**34.7 mt**	Power Mode	**Diesel**

Blue Book Rates

** FHWA Rate is equal to the monthly ownership cost divided by 176 plus the hourly estimated operating cost.

	Ownership Costs				Estimated Operating Costs	FHWA Rate**
	Monthly	**Weekly**	**Daily**	**Hourly**	**Hourly**	**Hourly**
Published Rates	USD $14,590.00	USD $4,085.00	USD $1,020.00	USD $155.00	USD $73.37	USD $156.27
Adjustments						
Region (100%)	-	-	-	-		
Model Year (2022: 100%)	-	-	-	-		
Adjusted Hourly Ownership Cost (100%)	-	-	-	-		
Hourly Operating Cost (100%)					-	
Total:	**USD $14,590.00**	**USD $4,085.00**	**USD $1,020.00**	**USD $155.00**	**USD $73.37**	**USD $156.27**

Non-Active Use Rates	**Hourly**
Standby Rate	USD $44.76
Idling Rate	USD $114.90

Rate Element Allocation

Element	**Percentage**	**Value**
Depreciation (ownership)	38%	USD $5,544.20/mo
Overhaul (ownership)	46%	USD $6,711.40/mo
CFC (ownership)	5%	USD $729.50/mo
Indirect (ownership)	11%	USD $1,604.90/mo
Fuel (operating) @ USD 5.03	44%	USD $32.00/hr

Revised Date: 4th quarter 2022

These are the most accurate rates for the selected Revision Date(s). However, due to more frequent online updates, these rates may not match Rental Rate Blue Book Print. Visit the Cost Recovery Product Guide on our Help page for more information.

The equipment represented in this report has been exclusively prepared for DAVID ROOD (David.rood@kiewit.com)

www.equipmentwatch.com

All material herein © 2003-2022 Randall-Reilly All rights reserved.

Docusign Envelope ID: B5606ACB-F087-45D7-902C-FF7BBF3C7EA4

EquipmentWatch™

www.equipmentwatch.com

All prices shown in US dollars ($)

Rental Rate Blue Book®

November 28, 2022

Caterpillar 289D3
Compact Track Loaders

Size Class:
2501 - 2850 lbs
Weight:
N/A

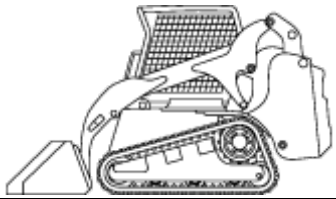

Configuration for 289D3

Operator Protection	**ROPS/FOPS**	Power Mode	**Diesel**

Blue Book Rates

** FHWA Rate is equal to the monthly ownership cost divided by 176 plus the hourly estimated operating cost.

	Ownership Costs				Estimated Operating Costs	FHWA Rate**
	Monthly	**Weekly**	**Daily**	**Hourly**	**Hourly**	**Hourly**
Published Rates	USD $8,710.00	USD $2,440.00	USD $610.00	USD $92.00	USD $34.13	USD $83.62
Adjustments						
Region (100%)	-	-	-	-		
Model Year (2022: 100%)	-	-	-	-		
Adjusted Hourly Ownership Cost (100%)	-	-	-	-		
Hourly Operating Cost (100%)					-	
Total:	**USD $8,710.00**	**USD $2,440.00**	**USD $610.00**	**USD $92.00**	**USD $34.13**	**USD $83.62**

Non-Active Use Rates	**Hourly**
Standby Rate	USD $22.27
Idling Rate	USD $63.07

Rate Element Allocation

Element	**Percentage**	**Value**
Depreciation (ownership)	25%	USD $2,177.50/mo
Overhaul (ownership)	55%	USD $4,790.50/mo
CFC (ownership)	4%	USD $348.40/mo
Indirect (ownership)	16%	USD $1,393.60/mo
Fuel (operating) @ USD 5.03	40%	USD $13.58/hr

Revised Date: 4th quarter 2022

These are the most accurate rates for the selected Revision Date(s). However, due to more frequent online updates, these rates may not match Rental Rate Blue Book Print. Visit the Cost Recovery Product Guide on our Help page for more information.

The equipment represented in this report has been exclusively prepared for DAVID ROOD (David.rood@kiewit.com)

www.equipmentwatch.com

All material herein © 2003-2022 Randall-Reilly All rights reserved.

EquipmentWatch™

www.equipmentwatch.com

All prices shown in US dollars ($)

Rental Rate Blue Book®

April 5, 2022

Miscellaneous 4X2 1/2 143 CREW GAS
On-Highway Light Duty Trucks

Size Class:
100 - 199 HP
Weight:
4500 lbs

Configuration for 4X2 1/2 143 CREW GAS

Axle Configuration	**4X2**	Cab Type	**Crew**
Horsepower	**143.0**	Power Mode	**Gasoline**
Ton Rating	**1/2**		

Blue Book Rates

** FHWA Rate is equal to the monthly ownership cost divided by 176 plus the hourly estimated operating cost.

	Ownership Costs				Estimated Operating Costs	FHWA Rate**
	Monthly	**Weekly**	**Daily**	**Hourly**	**Hourly**	**Hourly**
Published Rates	USD $550.00	USD $155.00	USD $39.00	USD $6.00	USD $14.06	USD $17.18
Adjustments						
Region (100%)	-	-	-	-		
Model Year (2019: 99.8%)	(USD $1.11)	(USD $0.31)	(USD $0.08)	(USD $0.01)		
Adjusted Hourly Ownership Cost (100%)	-	-	-	-		
Hourly Operating Cost (100%)					-	
Total:	**USD $548.89**	**USD $154.69**	**USD $38.92**	**USD $5.99**	**USD $14.06**	**USD $17.18**

Non-Active Use Rates	**Hourly**
Standby Rate	USD $2.40
Idling Rate	USD $14.64

Rate Element Allocation

Element	**Percentage**	**Value**
Depreciation (ownership)	60%	USD $330.00/mo
Overhaul (ownership)	23%	USD $126.50/mo
CFC (ownership)	3%	USD $16.50/mo
Indirect (ownership)	14%	USD $77.00/mo
Fuel (operating) @ USD 4.24	82%	USD $11.52/hr

Revised Date: 2nd quarter 2022

These are the most accurate rates for the selected Revision Date(s). However, due to more frequent online updates, these rates may not match Rental Rate Blue Book Print. Visit the Cost Recovery Product Guide on our Help page for more information.

The equipment represented in this report has been exclusively prepared for DAVID ROOD (David.rood@kiewit.com)

www.equipmentwatch.com

All material herein © 2003-2022 Randall-Reilly All rights reserved.

EquipmentWatch™

www.equipmentwatch.com

All prices shown in US dollars ($)

Rental Rate Blue Book®

April 4, 2022

Caterpillar 950M
4-Wd Articulated Wheel Loaders

Size Class:
225 - 249 HP
Weight:
N/A

Configuration for 950M

Bucket Capacity	**12.0 cu yd**	Horsepower	**230.0 hp**
Operator Protection	**ROPS/FOPS**	Power Mode	**Diesel**

Blue Book Rates

** FHWA Rate is equal to the monthly ownership cost divided by 176 plus the hourly estimated operating cost.

	Ownership Costs				Estimated Operating Costs	FHWA Rate**
	Monthly	**Weekly**	**Daily**	**Hourly**	**Hourly**	**Hourly**
Published Rates	USD $9,815.00	USD $2,750.00	USD $690.00	USD $105.00	USD $42.86	USD $98.63
Adjustments						
Region (100%)	-	-	-	-		
Model Year (2015: 99.19%)	(USD $79.31)	(USD $22.22)	(USD $5.58)	(USD $0.85)		
Adjusted Hourly Ownership Cost (100%)	-	-	-	-		
Hourly Operating Cost (100%)					-	
Total:	**USD $9,735.69**	**USD $2,727.78**	**USD $684.42**	**USD $104.15**	**USD $42.86**	**USD $98.18**

Non-Active Use Rates	**Hourly**
Standby Rate	USD $36.51
Idling Rate	USD $76.18

Rate Element Allocation

Element	**Percentage**	**Value**
Depreciation (ownership)	46%	USD $4,514.90/mo
Overhaul (ownership)	34%	USD $3,337.10/mo
CFC (ownership)	7%	USD $687.05/mo
Indirect (ownership)	13%	USD $1,275.95/mo
Fuel (operating) @ USD 5.13	49%	USD $20.86/hr

Revised Date: 2nd quarter 2022

These are the most accurate rates for the selected Revision Date(s). However, due to more frequent online updates, these rates may not match Rental Rate Blue Book Print. Visit the Cost Recovery Product Guide on our Help page for more information.

The equipment represented in this report has been exclusively prepared for DAVID ROOD (David.rood@kiewit.com)

www.equipmentwatch.com

All material herein © 2003-2022 Randall-Reilly All rights reserved.

Docusign Envelope ID: B5606ACB-F087-45D7-902C-FF7BBF3C7EA4

EquipmentWatch™

www.equipmentwatch.com

All prices shown in US Dollars ($)

Rental Rate Blue Book®

August 3, 2023

Caterpillar D3
Standard Crawler Dozers

Size Class:
85 - 104 hp
Weight:
N/A

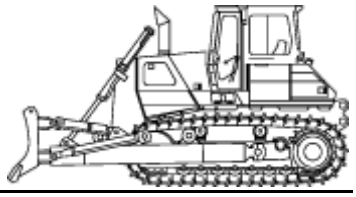

Configuration for D3

Dozer Type	**Crawler**	Horsepower	**104 hp**
Operator Protection	**ROPS/FOPS**	Power Mode	**Diesel**

Blue Book Rates

** FHWA Rate is equal to the monthly ownership cost divided by 176 plus the hourly estimated operating cost.

	Ownership Costs				Estimated Operating Costs	FHWA Rate**
	Monthly	**Weekly**	**Daily**	**Hourly**	**Hourly**	**Hourly**
Published Rates	USD $18,880.00	USD $5,285.00	USD $1,320.00	USD $200.00	USD $61.77	USD $169.04
Adjustments						
Region (100%)	-	-	-	-		
Model Year (2023: 100%)	-	-	-	-		
Adjusted Hourly Ownership Cost (100%)	-	-	-	-		
Hourly Operating Cost (100%)					-	
Total:	**USD $18,880.00**	**USD $5,285.00**	**USD $1,320.00**	**USD $200.00**	**USD $61.77**	**USD $169.04**

Non-Active Use Rates	**Hourly**
Standby Rate	USD $51.49
Idling Rate	USD $117.02

Rate Element Allocation

Element	**Percentage**	**Value**
Depreciation (ownership)	24%	USD $4,531.20/mo
Overhaul (ownership)	52%	USD $9,817.60/mo
CFC (ownership)	13%	USD $2,454.40/mo
Indirect (ownership)	11%	USD $2,076.80/mo
Fuel (operating) @ USD 3.88	16%	USD $9.75/hr

Revised Date: 3rd quarter 2023

These are the most accurate rates for the selected Revision Date(s). However, due to more frequent online updates, these rates may not match Rental Rate Blue Book Print. Visit the Cost Recovery Product Guide on our Help page for more information.

The equipment represented in this report has been exclusively prepared for DAVID ROOD (david.rood@kiewit.com)

www.equipmentwatch.com

All material herein © 2003-2023 Randall-Reilly All rights reserved.

EquipmentWatch™

www.equipmentwatch.com

All prices shown in US Dollars ($)

Rental Rate Blue Book®

August 3, 2023

Broce RC-350 (disc. 2011)
Self Propelled Pavement Brooms

Size Class:
All
Weight:
N/A

Configuration for RC-350 (disc. 2011)

Horsepower	**76.0**	Power Mode	**Diesel**

Blue Book Rates

** FHWA Rate is equal to the monthly ownership cost divided by 176 plus the hourly estimated operating cost.

	Ownership Costs				Estimated Operating Costs	FHWA Rate**
	Monthly	**Weekly**	**Daily**	**Hourly**	**Hourly**	**Hourly**
Published Rates	USD $9,465.00	USD $2,650.00	USD $665.00	USD $100.00	USD $52.47	USD $106.25
Adjustments						
Region (100%)	-	-	-	-		
Model Year (2011: 100%)	-	-	-	-		
Adjusted Hourly Ownership Cost (100%)	-	-	-	-		
Hourly Operating Cost (100%)					-	
Total:	**USD $9,465.00**	**USD $2,650.00**	**USD $665.00**	**USD $100.00**	**USD $52.47**	**USD $106.25**

Non-Active Use Rates	**Hourly**
Standby Rate	USD $21.51
Idling Rate	USD $64.70

Rate Element Allocation

Element	**Percentage**	**Value**
Depreciation (ownership)	19%	USD $1,798.35/mo
Overhaul (ownership)	61%	USD $5,773.65/mo
CFC (ownership)	10%	USD $946.50/mo
Indirect (ownership)	11%	USD $1,041.15/mo
Fuel (operating) @ USD 3.88	21%	USD $10.92/hr

Revised Date: 3rd quarter 2023

These are the most accurate rates for the selected Revision Date(s). However, due to more frequent online updates, these rates may not match Rental Rate Blue Book Print. Visit the Cost Recovery Product Guide on our Help page for more information.

The equipment represented in this report has been exclusively prepared for DAVID ROOD (david.rood@kiewit.com)

www.equipmentwatch.com

All material herein © 2003-2023 Randall-Reilly All rights reserved.

Docusign Envelope ID: B5606ACB-F087-45D7-902C-FF7BBF3C7EA4

McCoys Creek Channel Improvements/Restoration – Phase 1A
COJ Contract No. 71931-22
9/24/2024

Added Scope of Work No. 2:
Change Request No. 18: Bellingham STA 158+00 Step Pool

Total Amount of this Change Request $100,192.80
Time Extension ..... N/A

Attachments

Contractor's Price Proposal.....$100,192,.80 (Accepted)
Engineer's Estimate.....$95,494.42
Estimate Backup Documents
Correspondence

Docusign Envelope ID: B5606ACB-F087-45D7-902C-FF7BBF3C7EA4

EXTRA WORK SHEET

Co. No. _____ Job. No. 105347

Kiewit Infrastructure South Co.
(Issued by)
8403 South Park Circle, suite 655
Orlando, FL 32819
(Address)

Number: 1

Date: 5/13/2024

Project: McCoy's Creek Channel Improvements
Cont. No. _____

To : VIA Consulting Services (City of Jacksonville)
10250 Normandy Blvd Suite 301
Jacksonville, FL 32221
(Address)

Attn: Reid Harriett

- [ ] Material or Subcontractor
- [ ] Owner Force Account Work
- [x] Extra Work
- [ ] Equipment Lease or Vendor Invoice

} Check One

Description of Work Done
Bellingam Step Pool Per WSP Provided Design

Prime Contractor Detail of Equipment, Materials and Labor	Hours or Quantity	Hrly Rate or Unit Price	Equipment Cost	Material Cost	Labor Cost	Total Amount
LABOR						
See Labor back up sheet	1.00	$ 30,020.39			$ 30,020.39	$ 30,020.39
					Subtotal Labor	**$ 30,020.39**
MATERIAL						
See Material back up sheet	1.00	$ 22,680.99		$ 22,680.99		$ 22,680.99
						$ -
					Subtotal Material	**$ 22,680.99**
EQUIPMENT						
See Equipment back up sheet	1.00	$ 32,822.80	$ 32,822.80			$ 32,822.80
Mobilization/demobilization	1.00	$ 1,600.00	$ 1,600.00			$ 1,600.00
					Subtotal Equip.	**$ 34,422.80**
SUBCONTRACTOR						
N/A		Ea	$ -			$ -
						$ -
						$ -
						$ -
					Subtotal Subs.	
					SUBTOTAL:	**$87,124.18**

MARKUP

	Subtotal		**M/U Rate**	
Markup (Labor)	$ 30,020.39	X	15.00%	$ 4,503.06
Markup (Materials)	$ 22,680.99	X	15.00%	$ 3,402.15
Markup (Equipment)	$ 34,422.80	X	15.00%	$ 5,163.42
Markup (Subcontractor's Cost only)	$ -	X	10.00%	$ -
		X		
		X		
			Subtotal Markup:	**$13,068.63**
			Extra Work Sheet SUBTOTAL:	$100,192.80
Total Liability & Bond =		X	0.600%	$ -
		X		

Total Amount (Earnings to Cost Account No. _____ _____

Extra Work Sheet OVERAL TOTAL: $100,192.80

Approved for Owner, Material or Sub-Contractor

By _____

Approved for Company

By _____

Docusign Envelope ID: B5606ACB-F087-45D7-902C-FF7BBF3C7EA4

LABOR HR

Employee #	Employee Name	Position	Craft Type	TOTAL ST	TOTAL OT
1	Foreman	1	FWWC	100.00	
2	Operator (High)	2	Craft	300.00	
3	Operator (Medium)		Craft		
4	Operator (Low)	1	Craft	80.00	
5	Laborer	1	Craft	150.00	
6	Ironworker		Craft		
7	Survey	1	Craft	40.00	
	SUBTOTAL			*670*	

EQUIPMENT COST

Equip. #	Description		Rate	HR	$
	Excavator 36-39 MT		$ 156.27	40	$ 6,250.80
	Excavator 8-9 MT		$ 96.83	80	$ 7,746.40
	Skid Steer		$ 83.62	80	$ 6,689.60
	Sweeper		$ 43.45		$ -
	3/4 T Crew pick up		$ 17.18	120	$ 2,061.60
	Dewatering Pump- 4"		$ 18.50	120	$ 2,220.00
	Loader		$ 98.18	80	$ 7,854.40
	Crawler Dozer		$ 124.20		$ -
	SUBTOTAL			*520*	*$ 32,823*

Docusign Envelope ID: B5606ACB-F087-45D7-902C-FF7BBF3C7EA4

Material & Supplies Costs

Description	Qty	Unit	Unit Price	Total
Safety Supplies	670.00	MH	$ 1.00	$ 670.00
Survey Supplies	40.00	MH	$ 2.00	$ 80.00
Earthwork Supplies	670.00	MH	$ 2.00	$ 1,340.00
Wood Chips	1.00	LD	$ 1,200.00	$ 1,200.00
Rip Rap Bank and Shore	71.00	TN	$ 75.95	$ 5,392.45
Type A Rip Rap	58.00	TN	$ 64.30	$ 3,729.40
Bedding Stone	20.00	TN	$ 52.03	$ 1,040.60
Select Fill	2.00	LD	$ 300.00	$ 600.00
Rip Rap Fabric	120.00	SY	$ 9.00	$ 1,080.00
RECP Fabric	2.00	RL	$ 243.00	$ 486.00
Sod	5.00	PAL	$ 205.00	$ 1,025.00
Additional Plantings-	0.08	AC	$ 55,000.00	$ 4,400.00
Silt Fence	94.00	LF	$ 1.75	$ 164.50
Fuel for 4" Pump	0.00	Gal	$ 3.75	$ -
Tax @ 7%				$ 1,473.04
			Total	**$ 22,680.99**

Docusign Envelope ID: B5606ACB-F087-45D7-902C-FF7BBF3C7EA4

Employee #	Name	Position	Type	Total Hours (ST)	Total Hrs (OT)	Base Rates (ST)	Base Rates (OT)	FICA @	FUTA @	SUTA @	Worker's Compensation @	Insurance (GL) @	Applicable Per Diem (per Hr)	Medical Insurance @	Staff Total 401K @	Craft Retirement Benefit @	PTO @	Craft Incentive @	Total Rate (ST)	Total Rate (OT)	COLA	Total Cost
	2022 Add-On %	Salary				**2022 Staff**		**7.58%**	**0.08%**	**0.06%**	**1.29%**	**0.25%**		**10.55%**	**5.27%**		**15.10%**				6.00%	
	2022 Add-On %	Craft				**2022 Craft**		**7.58%**	**0.08%**	**0.06%**	**1.29%**	**0.25%**		**$ 1.63**		**$ 0.48**	**$ 0.18**	**$ 0.16**				
1	Foreman	Craft	FWWC	100.0	0.0	$ 45.37	$ 22.69	$3.44	$0.04	$0.03	$0.59	$0.11	$6.25	$4.79	$2.39	$0.00	$6.85	$0.00	$69.85	$0.00	$419.76	$ 6,984.97
2	Operator (High)	Craft		300.0	0.0	$ 32.00	$ -	$2.43	$0.03	$0.02	$0.41	$0.08	$6.25	$1.63	$0.00	$0.48	$0.18	$0.16	$43.66	$0.00	$0.00	$ 13,098.96
3	Operator (Medium)	Craft		0.0	0.0	$ 31.00	$ -	$2.35	$0.02	$0.02	$0.40	$0.08	$6.25	$1.63	$0.00	$0.48	$0.18	$0.16	$42.57	$0.00	$0.00	$ -
4	Operator (Low)	Craft		80.0	0.0	$ 29.00	$ -	$2.20	$0.02	$0.02	$0.37	$0.07		$1.63	$0.00	$0.48	$0.18	$0.16	$34.14	$0.00	$0.00	$ 2,730.83
5	Laborer	Craft		150.0	0.0	$ 26.00	$ -	$1.97	$0.02	$0.02	$0.34	$0.07		$1.63	$0.00	$0.48	$0.18	$0.16	$30.86	$0.00	$0.00	$ 4,628.64
6	Ironworker	Craft		0.0	0.0	$ 28.00	$ -	$2.12	$0.02	$0.02	$0.36	$0.07		$1.63	$0.00	$0.48	$0.18	$0.16	$33.04	$0.00	$0.00	$ -
7	Survey	Salary	Salary	40.0	0.0	$ 41.50	$ -	$3.15	$0.03	$0.02	$0.54	$0.10	$6.25	$4.38	$2.19	$0.00	$6.27	$0.00	$64.42	$0.00	$139.62	$ 2,576.99
8																						
9																						
10																						
11																						
12																						
																					TOTAL	**$ 30,020.39**

Docusign Envelope ID: B5606ACB-F087-45D7-902C-FF7BBF3C7EA4

ENGINEERS ESTIMATE FOR CHANGE ORDER

PROJECT:	**McCoy's Creek Channel Restoration Phase 1A**
PROJECT NO.:	**71931-22**
CHANGE ORDER NO.:	
CONTRACTOR:	**Kiewit Infrastructure South Co.**
DESCRIPTION OF WORK:	**Step Pool at Bellingham (STA 158+00 LT)**
DATE:	**6/14/2024**

VIA CS - VIA CONSULTING SERVICES, INC. -

LABOR ESTIMATE

POSITION	QTY.	UNIT	RATE	BURDEN RATE %	AMOUNT	COMMENT
Foreman	120	Hrs.	$ 45.37	53.96%	$ 8,382.20	
Operator - Excavator	100	Hrs.	$ 32.00	37.32%	$ 4,394.24	
Operator - Frontend Loader	100	Hrs.	$ 32.00	37.32%	$ 4,394.24	
Operator - Skid Steer	120	Hrs.	$ 29.00	37.32%	$ 4,778.74	
Laborer	120	Hrs.	$ 25.00	37.32%	$ 4,119.60	
Surveyor	20	Hrs.	$ 41.50	53.96%	$ 1,277.87	
SUBTOTAL WITH BURDEN					$ 27,346.88	
MARKUP		15.0%			$ 4,102.03	
TOTAL LABOR COST					**$ 31,448.91**	

EQUIPMENT ESTIMATE

EQUIPMENT	QTY.	UNIT	BB RATE	AMOUNT	COMMENT
CAT 335 Excavator	30	Hrs.	$ 157.93	$ 4,737.90	
CAT 308E2-CR Excavator	70	Hrs.	$ 68.17	$ 4,771.90	
CAT 950M Loader	100	Hrs.	$ 81.75	$ 8,175.00	
F-250 Pickup Truck	120	Hrs.	$ 30.93	$ 3,711.60	
CAT 289D3 Skid Steer	120	Hrs.	$ 76.00	$ 9,120.00	
4" Dewatering Pump	90	Hrs.	$ 20.76	$ 1,868.40	
Equipment Mobilization	1	LS	$ 1,500.00	$ 1,500.00	
				$ -	
EQUIPMENT SUBTOTAL				$ 33,884.80	
MARKUP		15.0%		$ 5,082.72	
TOTAL EQUIPMENT COST				**$ 38,967.52**	

MATERIALS ESTIMATE

ITEM	QTY.	UNIT	RATE	AMOUNT	COMMENT
Bedding Stone - 57 Stone	20.0	TN	$ 52.03	$ 1,040.60	1 Load at 20 Tons
Wood Chips	1	LOAD	$ 1,200.00	$ 1,200.00	
Rip Rap - Bank & Shore	71.0	TN	$ 75.95	$ 5,392.45	
Rip Rap - Type A	58.0	TN	$ 64.30	$ 3,729.40	
Filter Fabric - FW700	1	Roll	$ 1,186.00	$ 1,186.00	
Coir NAGC700BN Erosion Fabric	1	Roll	$ 475.00	$ 475.00	
Coir C125BN / Excel CC4AN Erosion Blanket	1	Roll	$ 205.00	$ 205.00	
Misc. Supplies & Materials	1	LS	$ 250.00	$ 250.00	
Erosion Control Devices - Silt Fence, Etc.	1	LS	$ 200.00	$ 200.00	
Sod - Palleted	5	Pallets	$ 200.00	$ 1,000.00	
Select Fill	2	LOAD	$ 300.00	$ 600.00	
MATERIALS SUBTOTAL				$ 15,278.45	
SUBTOTAL w/ TAX		7.5%		$ 1,145.88	
MATERIALS SUBTOTAL				$ 16,424.33	
MARKUP		15.0%		$ 2,463.65	
TOTAL MATERIALS COST				**$ 18,887.98**	

EXISTING UNIT PRICES

NAME	QTY.	UNIT	RATE	AMOUNT	COMMENT
Plantings - FLUCCS 628	0.04	Acre	$ 85,000.00	$ 3,400.00	No Markup Applied
Plantings - FLUCCS 641	0.05	Acre	$ 45,000.00	$ 2,250.00	No Markup Applied
Plantings - FLUCCS 511 & 611	0.012	Acre	$ 45,000.00	$ 540.00	Existing Unit Price FLUCCS 611-617 - No Markup Applied
TOTAL UNIT PRICE WORK				**$ 6,190.00**	

TOTALS

TOTAL LABOR, EQUIPMENT, & MATERIAL COST	**$ 95,494.42**
TOTAL COST:	**$ 95,494.42**

Prepared By:

Reid Harriett, P.E.
Senior Project Engineer

Docusign Envelope ID: B5606ACB-F087-45D7-902C-FF7BBF3C7EA4

McCoys Creek Restoration Phase 1A
Bellingham Step Pool Time & Materials Estimate

Work Activity Time Estimate

Activity	Duration (Hours)
Mobilize, remove temp. pipe, install pump bypass	10
Rough excavate meander belt & bankfull stream	10
Excavate & construct upstream key way	10
Excavate & fine grade Step 1	2
Place & Grade Stone & Wood Chips Mix	2
Place Filter Fabric	1
Place & Grade Rip Rap	3
Excavate & fine grade Step 2	2
Place & Grade Stone & Wood Chips Mix	2
Place Filter Fabric	1
Place & Grade Rip Rap	3
Excavate & fine grade Step 3	2
Place & Grade Stone & Wood Chips Mix	2
Place Filter Fabric	1
Place & Grade Rip Rap	3
Excavate & fine grade Step 4	2
Place & Grade Stone & Wood Chips Mix	2
Place Filter Fabric	1
Place & Grade Rip Rap	3
Excavate & fine grade Step 5	2
Place & Grade Stone & Wood Chips Mix	2
Place Filter Fabric	1
Place & Grade Rip Rap	3
Excavate & construct downstream key way	10
Remove bypass pump and finish grading area	10
Install sod	5
Cleanup & Demob.	5
Install plantings	20
Total	**120**

Stone Density

Material	FDOT Bulk Specific Gravity	Spec. 907 Bulk Specific Gravity	Density (lbs./CF)	
57 Stone			135	Spec. 907
Bank & Shore Rip Rap	2.2		137.28	
Type B RipRap		2.38	148.51	

Stone Material Quantity Estimate

	Area (SF)	Thickness (FT)	Volume (CF)	Density (lbs./CF)	Weight (TN)	Total 57 Stone	Total Bank & Shore	Total Type A
57 Stone for Downstream Key	See Plan Sheet #2 Table				4	4.0		
Step Pool RipRap - Boulder	See Plan Sheet #2 Table				71.0		71.0	
Step Pool RipRap - Cobble	See Plan Sheet #2 Table				17.0			58.0
Upstream Key RipRap - Cobble	See Plan Sheet #2 Table				23.0			
Downstream Key RipRap - Cobble	See Plan Sheet #2 Table				18.0			

Docusign Envelope ID: B5606ACB-F087-45D7-902C-FF7BBF3C7EA4

PLAN REVISIONS & DRAWINGS

Docusign Envelope ID: B5606ACB-F087-45D7-902C-FF7BBF3C7EA4

DRAWINGS FOR

MCCOYS CREEK
BELLINGHAM MARINE STEP-POOL CHANNEL

PROJECT #418074

DRAWING INDEX	
SHEET NUMBER	SHEET TITLE
1	COVER
2	GENERAL NOTES
3	PROJECT ELEMENTS
4	STEP-POOL FACETS
5	ROCK STEP-POOL
6	UPSTREAM AND DOWNSTREAM STRUCTURES
7	PLAN AND PROFILE
8	SITE SPECIFIC CROSS-SECTIONS
9	PLANTING PLAN

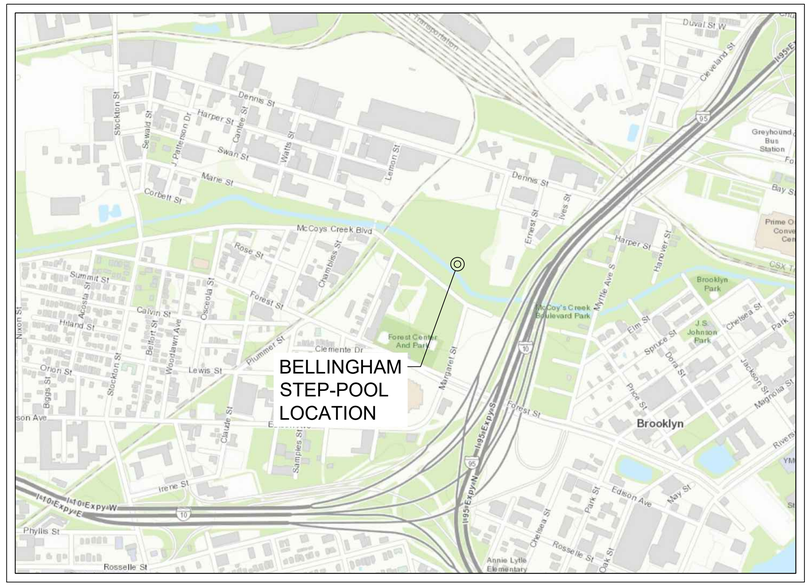

SITE LOCATION MAP
SECTION 15, TOWNSHIP 02S, RANGE 26E
DUVAL COUNTY, FLORIDA

PREPARED FOR

CITY OF JACKSONVILLE
214 NORTH HOGAN ST.
JACKSONVILLE, FLORIDA 32202

June 6, 2024

100% DESIGN

PREPARED BY

BLACK & VEATCH

Black & Veatch Corporation
Certificate No. 8132
1715 N. Westshore Blvd. Suite 725
Tampa, Florida 33607

Docusign Envelope ID: B5606ACB-F087-45D7-902C-FF7BBF3C7EA4

TABLE 1
STREAM AND VALLEY DESIGN SPECIFICATIONS

Design Metric		Bellingham Step Pool
Boundary Conditions	Drainage Area (sq mi)	0.02
	US TOB Elevation (NAVD ft)	6.1
	US Bed Elevation (NAVD ft)	5.3
	DS TOB Elevation (NAVD ft)	2.8
	DS Bed Elevation (NAVD ft)	2.0
Channel	Channel Length (ft)	42.5
	Channel Slope (%)	7.8
	Sinuosity	1.00
	Stream Type	A2
In-stream Structures	No. of Rock Steps	6

TABLE 2
QUANTITIES - STABILIZATION MEASURES

Material	Deployment Location	Quantity	Units
Coir Erosion control blanket (NAG C700BN)	Pool banks of step-pool section to be wrapped with 3-year ECB	1,009	SQ FT
Coir erosion control blanket (NAG C125BN)	Meander beltwidth floor ECB	503	SQ FT
Silt fencing	To be deployed along meander belt width	94	LF
Sod	Valley Hillslope	1,728	SQ FT

Note: All blanket quantities are design cover basis and do not reflect overlap and cutting waste

TABLE 3
QUANTITIES - ROCK STRUCTURES

Habitat Amendment Type	Number of Amendments to be Deployed	Location	Materials	Diameter (in)	Length (ft)	Quantity	Units
Rock Step	6	Along streambed	Cobble	see Table 4		17	TON
			Small Boulders			71	TON
			Filter Fabric - Mirafi FW700	N/A		556	SQ FT
Upstream Grade Control	1	Upper Project Boundary	Small Boulders & Cobble	see Table 4		23	TON
			Filter Fabric - Mirafi FW700	N/A		147	SQ FT
Downstream Grade Control	1	Lower Project Transition	Small Boulders & Cobble	see Table 4		18	TON
			Gravel - 57 Stone	N/A		4	TON
			Filter Fabric - Mirafi FW700	N/A		108	SQ FT

All fabric quantities are design cover basis and do not reflect overlap and cutting waste

TABLE 4
RIPRAP GRADATION

Type B (12-inch Average Size) Mixed Cobble and Small Boulders**		
Sieve Size		Percent Passing by Weight
Maximum	Minimum	
21"	15"	100
14"	12"	50
11"	8"	15

**Select and place rocks less than 18" for Step Cobble zone.
Use remaining larger rocks for Step Boulder zone.
Largest stones to be subgraded at toe of each Step in pool bottom
All rocks to placed in tight interlocking position by hand

BLACK & VEATCH

Black & Veatch Corporation
Certificate No. 8132
1715 N. Westshore Blvd. Suite 725
Tampa, Florida 33607

SUBCONSULTANT:

CITY OF JACKSONVILLE

MCCOYS CREEK
BELLINGHAM MARINE
STEP-POOL CHANNEL

FOR CONSTRUCTION
100% DESIGN

REVISIONS AND RECORD OF ISSUE

DESIGNED:	KAL & TAM
DETAILED:	TAM
CHECKED:	KBN & JHK
APPROVED:	JHK
DATE:	MARCH 2024
PROJECT NO.:	418074

MCCOYS CREEK

CIVIL

GENERAL NOTES

(SCALE BAR IS 4" AT FULL SCALE) 0 1/2 1 2 3 4

PLOTTED: 6/6/2024 3:22:53 PM
FILE: C:\USERS\MIL117102\ONEDRIVE - BLACK & VEATCH\CAD PROJECTS\MCCOYS CREEK\BV BELLINGHAM MARINE\BELLINGHAM STEP-POOL PLANS.DWG
FD1:1000
FD1:1000

Docusign Envelope ID: B5606ACB-F087-45D7-902C-FF7BBF3C7EA4

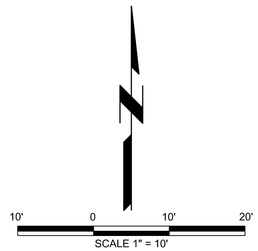

LEGEND

7.03	PRE-CONSTRUCTION SURVEY GRADES
5.0	PRE-CONSTRUCTION CONTOUR
5.0	POST-CONSTRUCTION 5' CONTOUR
1.0	POST-CONSTRUCTION 1' CONTOUR
	PROPOSED STEP-POOL CHANNEL CENTERLINE
1.0	PROPOSED CONTOUR
	PROPOSED MEANDER BELT WIDTH
	PROPOSED TOP OF BANK
	RIFFLE
	POOL

TIE CONTOURS TO EXISTING DITCH TOPOGRAPHY

FLOW

POOL (TYP)

RIFFLE (TYP)

PRE-CONSTRUCTION SURVEY GRADES (TYP)

PROPOSED STEP-POOL

PRE-CONSTRUCTION TOPOGRAPHY

POST-CONSTRUCTION TOPOGRAPHY

PROPOSED TOPOGRAPHY

PRE-CONSTRUCTION TOPOGRAPHY

POST-CONSTRUCTION TOPOGRAPHY

0+00

0+42

(SCALE BAR IS 4" AT FULL SCALE) 0 1/2 1 2 3 4

BLACK & VEATCH

Black & Veatch Corporation
Certificate No. 8132
1715 N. Westshore Blvd. Suite 725
Tampa, Florida 33607

SUBCONSULTANT:

CITY OF JACKSONVILLE

MCCOYS CREEK BELLINGHAM MARINE STEP-POOL CHANNEL

FOR CONSTRUCTION 100% DESIGN

REVISIONS AND RECORD OF ISSUE

DESIGNED:	KAL & TAM
DETAILED:	TAM
CHECKED:	KBN & JHK
APPROVED:	JHK
DATE:	MARCH 2024
PROJECT NO.:	418074

MCCOYS CREEK

CIVIL

PROJECT ELEMENTS

3

3 OF 9

PLOTTED: 6/6/2024 3:23:28 PM
FILE: C:\USERS\MIL117102\ONEDRIVE - BLACK & VEATCH\CAD PROJECTS\MCCOYS CREEK\BV BELLINGHAM MARINE\BELLINGHAM STEP-POOL PLANS.DWG
FD1:1000
FD1:1000

Docusign Envelope ID: B5606ACB-F087-45D7-902C-FF7BBF3C7EA4

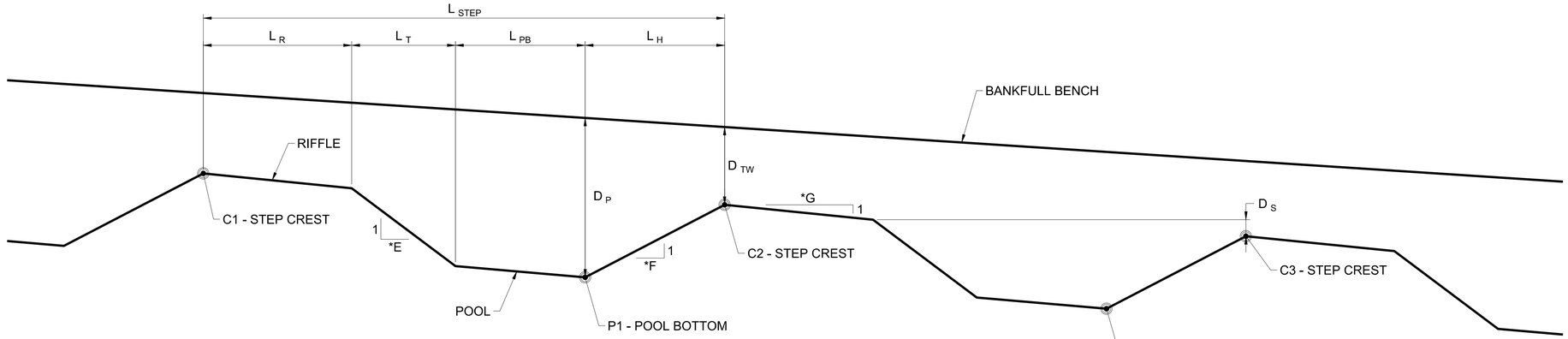

TYPICAL STEP-POOL DETAIL
PROFILE VIEW
NOT TO SCALE

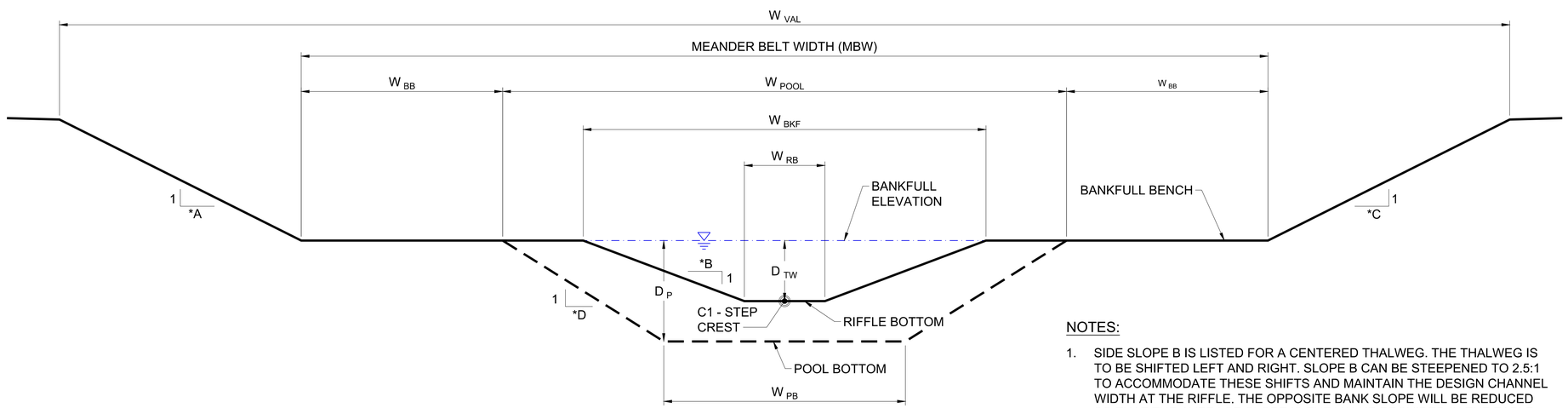

TYPICAL STEP-POOL DETAIL
CROSS-SECTION
NOT TO SCALE

NOTES:

1. SIDE SLOPE B IS LISTED FOR A CENTERED THALWEG. THE THALWEG IS TO BE SHIFTED LEFT AND RIGHT. SLOPE B CAN BE STEEPENED TO 2.5:1 TO ACCOMMODATE THESE SHIFTS AND MAINTAIN THE DESIGN CHANNEL WIDTH AT THE RIFFLE. THE OPPOSITE BANK SLOPE WILL BE REDUCED SO THAT THE AVERAGE SLOPE IS THE VALUE PROVIDED IN THE TABLE.

CROSS SECTION

VARIABLE	DIMENSION
	East Branch 1
WIDTH (FT)	
VALLEY (WVAL)	Varies - 30 to 60 ft with an average of 45 ft
MEANDER BELT (MBW)	18
STEP WIDTH (WBKF)	6.0
STEP BOTTOM WIDTH (WRB)	0.0
POOL WIDTH (WPOOL)	7.5
POOL BOTTOM WIDTH (WPB)	0
MIN. BANKFULL BENCH WIDTH (WBB)	4
SLOPES (H:V)	
LEFT VALLEY HILLSLOPE (A)	
RIGHT VALLEY HILLSLOPE (C)	Typical 4:1
STEP SIDE SLOPE (B)	4:1
POOL SIDE SLOPE (D)	2.5:1
STEP TOE (E)	4:1
STEP HEEL (F)	1.5:1
RIFFLE CANT (G)	50:1 TO NEARLY LEVEL (0.1 FT)

PROFILE

VARIABLE	DIMENSION
LENGTH (FT)	
STEP SPACING (LSTEP)	8
RIFFLE LENGTH (LR)	3
TOE LENGTH (LT)	2
POOL BASE LENGTH (LPB)	2
HEEL LENGTH (LH)	1
DEPTH (FT)	
RIFFLE TW DEPTH (DTW)	0.8
POOL DEPTH (DP)	1.5
INTERSTEP HEIGHT (DS)	0.62
AVERAGE DAILY SLOPE	
BANKFULL BENCH	7.8%

BLACK & VEATCH
Black & Veatch Corporation
Certificate No. 8132
1715 N. Westshore Blvd. Suite 725
Tampa, Florida 33607

SUBCONSULTANT:

CITY OF JACKSONVILLE

MCCOYS CREEK
BELLINGHAM MARINE
STEP-POOL CHANNEL

FOR CONSTRUCTION
100% DESIGN

REVISIONS AND RECORD OF ISSUE

DESIGNED:	KAL & TAM
DETAILED:	TAM
CHECKED:	KBN & JHK
APPROVED:	JHK
DATE:	MARCH 2024
PROJECT NO.:	418074

MCCOYS CREEK

CIVIL

STEP-POOL FACETS

(SCALE BAR IS 4" AT FULL SCALE) 0 1/2 1 2 3 4

PLOTTED: 6/6/2024 3:23:33 PM
FILE: C:\USERS\MIL117102\ONEDRIVE - BLACK & VEATCH\CAD PROJECTS\MCCOYS CREEK\BV BELLINGHAM MARINE\BELLINGHAM STEP-POOL PLANS.DWG
D11000
D11000

Docusign Envelope ID: B5606ACB-F087-45D7-902C-FF7BBF3C7EA4

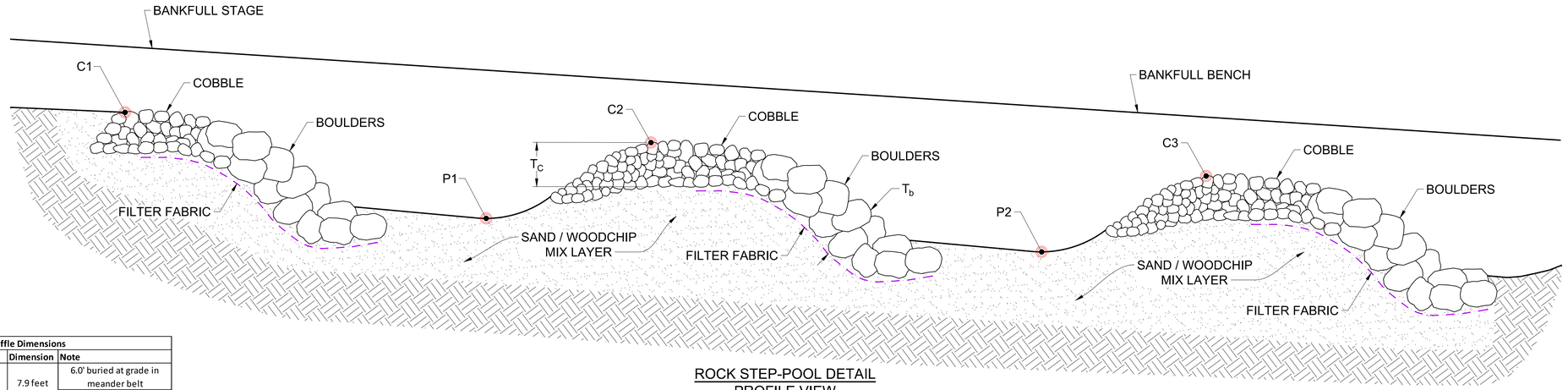

ROCK STEP-POOL DETAIL
PROFILE VIEW
NOT TO SCALE

Riffle Dimensions		
Item	**Dimension**	**Note**
Sill Length (Ls)	7.9 feet each side	6.0' buried at grade in meander belt
		1.9' buried at grade in valley slope
Sill Width (WS)	2 feet	minimum
Cobble crest thickness (Tc)	18 inches	minimum
Boulder toe thickness (Tb)	28 inches	minimum

NOTE: The riffle crest is comprised of a boulder lip with an upstream cobble layer.
The boulder step's toe braces the entire riffle crest.
The footer rocks of the step toe must be the largest rocks in the gradation.
The riffle crest has a low flow path that should slalom the flowline.
Riffle width should cover the bankfull width plus an embedment of 1 boulder diameter on each side.

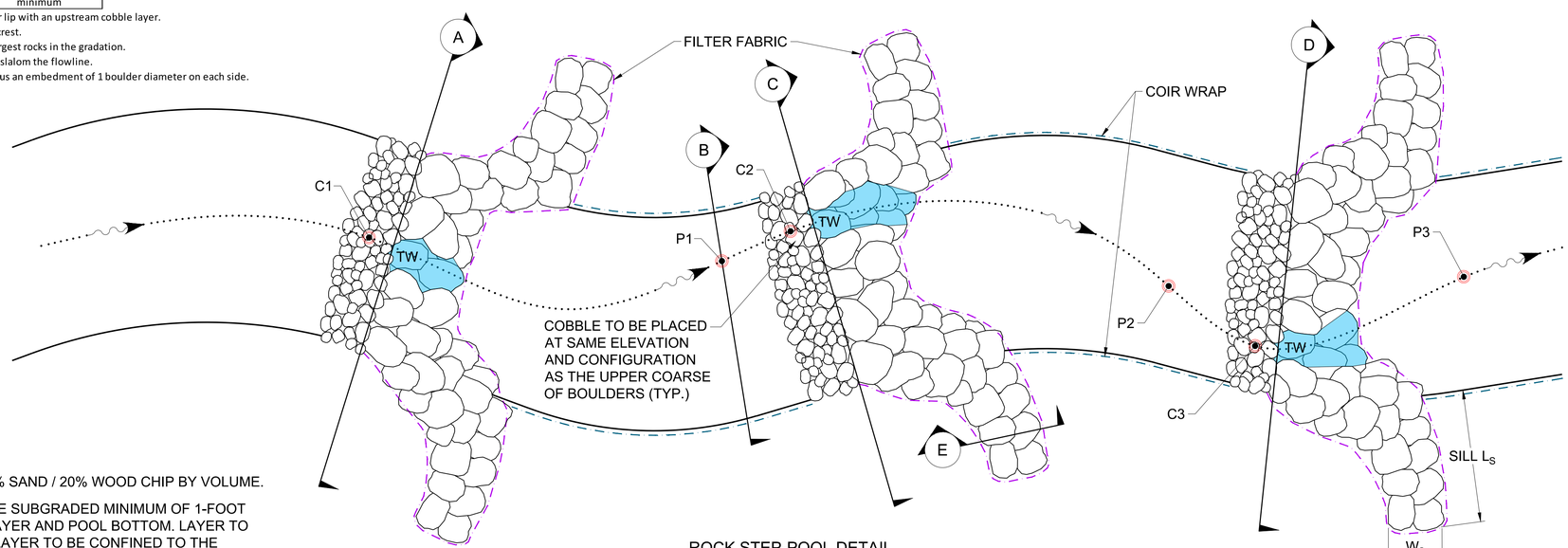

ROCK STEP-POOL DETAIL
PLAN VIEW
NOT TO SCALE

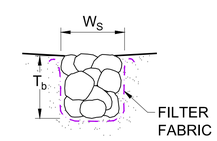

E SECTION
NOT TO SCALE

NOTES:

1. SAND / WOOD CHIP MIX = 80% SAND / 20% WOOD CHIP BY VOLUME.
2. SAND / WOOD CHIP MIX TO BE SUBGRADED MINIMUM OF 1-FOOT BELOW BOTTOM OF ROCK LAYER AND POOL BOTTOM. LAYER TO BE MINIMUM 1-FOOT THICK. LAYER TO BE CONFINED TO THE BANKFULL CHANNEL WIDTH. DO NOT PLACE UNDER SILLS.
3. SAND / WOOD CHIP LAYER TO BE PLACED BETWEEN THE UPSTREAM AND DOWNSTREAM GRADE CONTROL STRUCTURES. DO NOT PLACE LAYER UNDER THESE STRUCTURES.

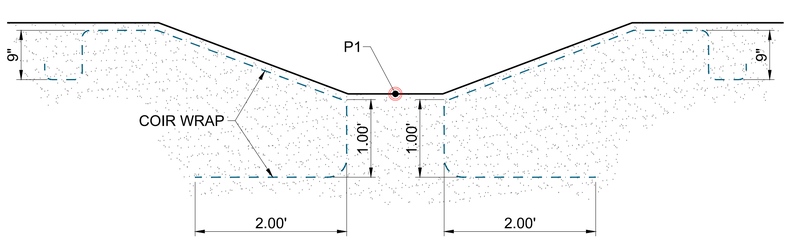

B SECTION
NOT TO SCALE

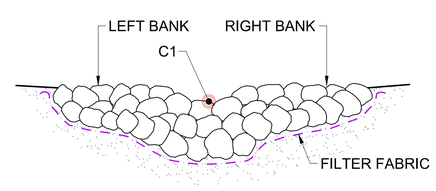

A SECTION
NOT TO SCALE

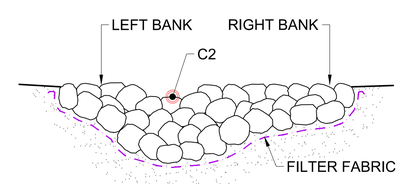

C SECTION
NOT TO SCALE

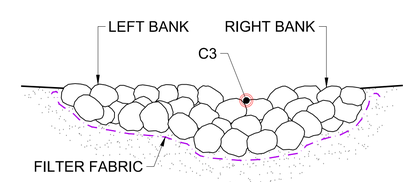

D SECTION
NOT TO SCALE

(SCALE BAR IS 4" AT FULL SCALE) 0 1/2 1 2 3 4

BLACK & VEATCH
Black & Veatch Corporation
Certificate No. 8132
1715 N. Westshore Blvd. Suite 725
Tampa, Florida 33607

SUBCONSULTANT:

CITY OF JACKSONVILLE

MCCOYS CREEK
BELLINGHAM MARINE
STEP-POOL CHANNEL

FOR CONSTRUCTION
100% DESIGN

REVISIONS AND RECORD OF ISSUE

DESIGNED:	KAL & TAM
DETAILED:	TAM
CHECKED:	KBN & JHK
APPROVED:	JHK
DATE:	MARCH 2024
PROJECT NO.:	418074

MCCOYS CREEK

CIVIL

ROCK STEP-POOL DETAILS

PLOTTED: 6/6/2024 3:23:38 PM
FILE: C:\USERS\MIL117102\ONEDRIVE - BLACK & VEATCH\CAD PROJECTS\MCCOY'S CREEK\BV BELLINGHAM MARINE\BELLINGHAM STEP-POOL PLANS.DWG
FD1.000
FD1.000

Docusign Envelope ID: B5606ACB-F087-45D7-902C-FF7BBF3C7EA4

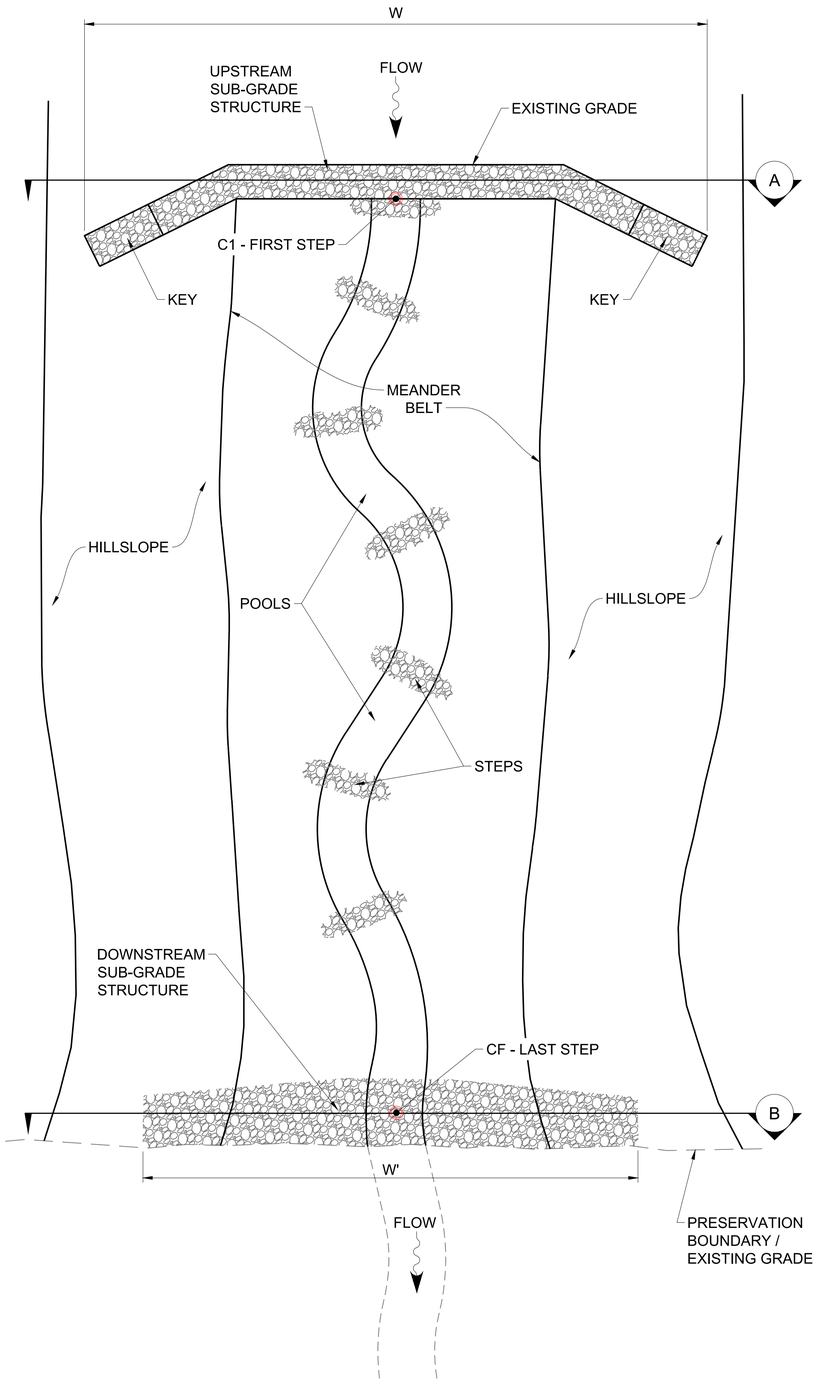

UPSTREAM AND DOWNSTREAM SUB-GRADE STRUCTURES
PLAN VIEW
NOT TO SCALE

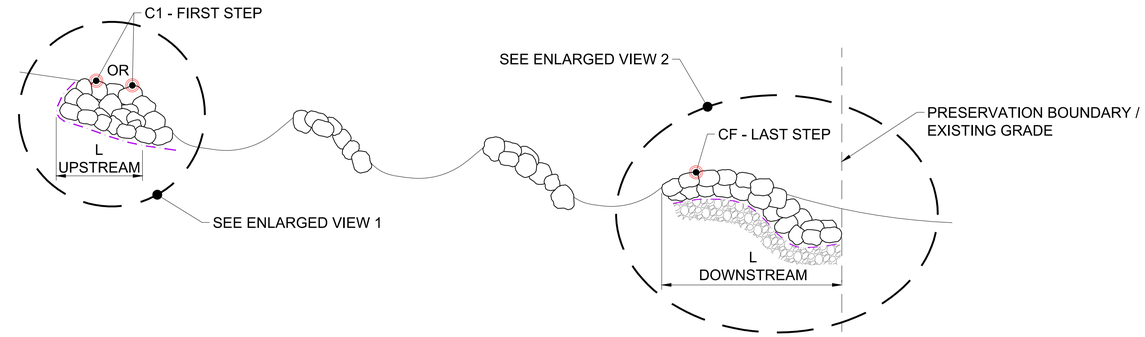

UPSTREAM AND DOWNSTREAM SUB-GRADE STRUCTURES
PROFILE VIEW
NOT TO SCALE

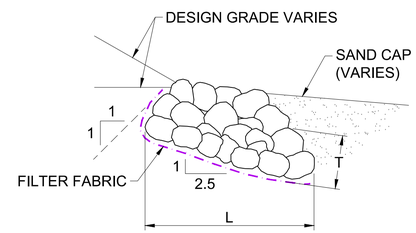

ENLARGED VIEW 1
NOT TO SCALE

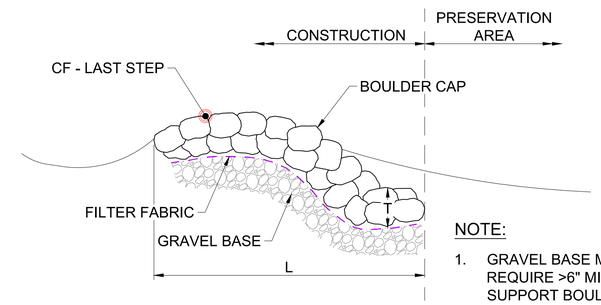

NOTE:

1. GRAVEL BASE MAY REQUIRE >6" MIN. TO SUPPORT BOULDER CAP.

ENLARGED VIEW 3
NOT TO SCALE

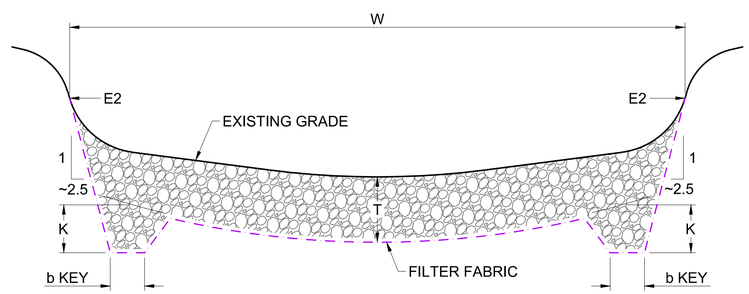

TYPICAL UPSTREAM ROCK SUB-GRADE STRUCTURE
CROSS-SECTION A
NOT TO SCALE

Feature	Facet	Dimension (FT)
Upstream Subgrade Control	W	22
	T	2.3
	K	2.3
	b	1.0
	L	6
Downstream Subgrade Control	W	18
	T	2.3
	K	0.5
	L	6

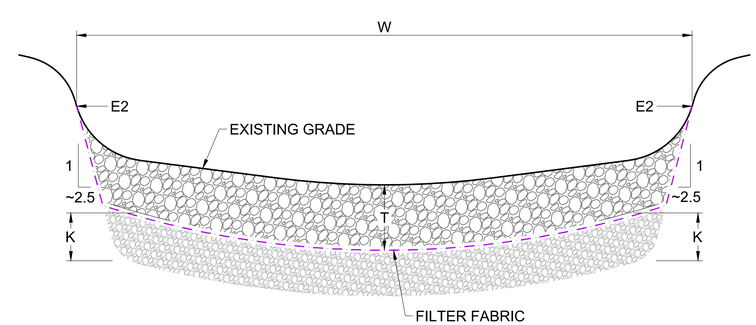

TYPICAL DOWNSTREAM ROCK SUB-GRADE STRUCTURE
CROSS-SECTION B
NOT TO SCALE

(SCALE BAR IS 4" AT FULL SCALE) 0 1/2 1 2 3 4

BLACK & VEATCH
Black & Veatch Corporation
Certificate No. 8132
1715 N. Westshore Blvd. Suite 725
Tampa, Florida 33607

SUBCONSULTANT:

CITY OF JACKSONVILLE

MCCOYS CREEK
BELLINGHAM MARINE
STEP-POOL CHANNEL

FOR CONSTRUCTION
100% DESIGN

REVISIONS AND RECORD OF ISSUE

DESIGNED:	KAL & TAM
DETAILED:	TAM
CHECKED:	KBN & JHK
APPROVED:	JHK
DATE:	MARCH 2024
PROJECT NO.:	418074

MCCOYS CREEK

CIVIL

UPSTREAM AND DOWNSTREAM STRUCTURES

PLOTTED: 6/6/2024 3:23:43 PM
FILE: C:\USERS\MIL117102\ONEDRIVE - BLACK & VEATCH\CAD PROJECTS\MCCOYS CREEK\BV BELLINGHAM MARINE\BELLINGHAM STEP-POOL PLANS.DWG
FD11000
D11000

Docusign Envelope ID: B5606ACB-F087-45D7-902C-FF7BBF3C7EA4

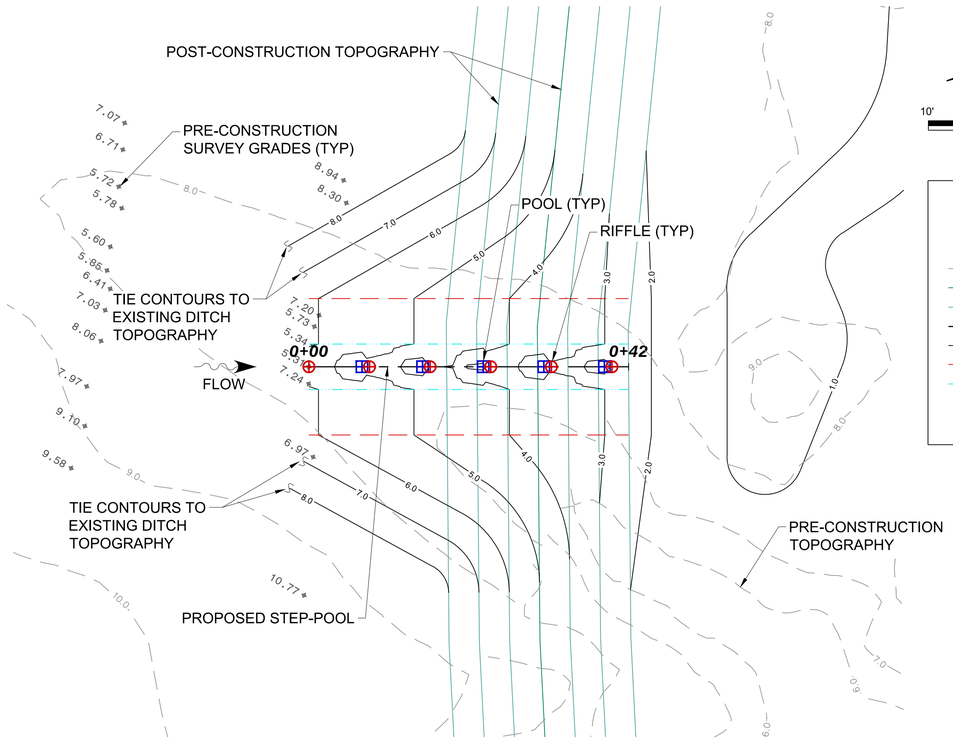

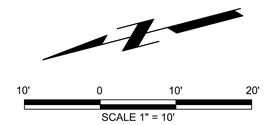

LEGEND

- PRE-CONSTRUCTION SURVEY GRADES
- PRE-CONSTRUCTION CONTOUR
- POST-CONSTRUCTION 5' CONTOUR
- POST-CONSTRUCTION 1' CONTOUR
- PROPOSED STEP-POOL CHANNEL CENTERLINE
- PROPOSED CONTOUR
- PROPOSED MEANDER BELT WIDTH
- PROPOSED TOP OF BANK
- RIFFLE
- POOL

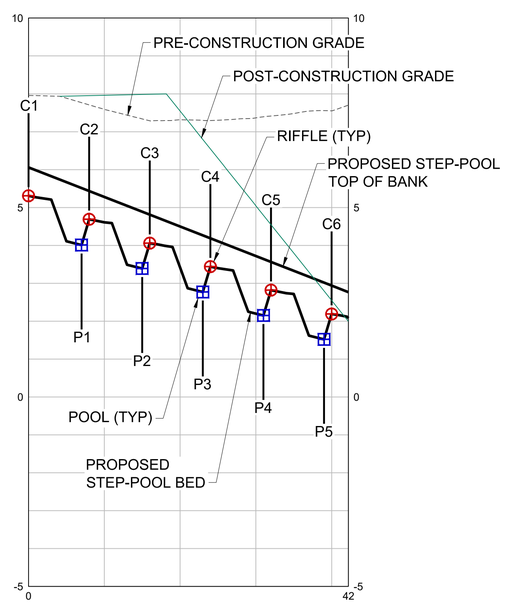

BELLINGHAM MARINE STEP-POOL

Segment	Station	X-Easting	Y-Northing	Streambed Feature	Streambed Elevation (NGVD ft)	Associated Bank Elevation (NGVD ft)
Step Pool Design	0+00	441180.6490	2179601.5450	C1	5.31	6.06
	0+03	441179.8966	2179598.6415	Riffle end	5.21	5.83
	0+05	441179.3950	2179596.7059	Step toe end	4.11	5.67
	0+07	441178.8934	2179594.7692	P1	4.01	5.51
	0+08	441178.6427	2179593.8014	C2	4.69	5.44
	0+11	441177.8903	2179590.8979	Riffle end	4.59	5.20
	0+13	441177.3887	2179588.9612	Step toe end	3.49	5.05
	0+15	441176.8870	2179587.0256	P2	3.39	4.89
	0+16	441176.6363	2179586.0577	C3	4.06	4.81
	0+19	441175.8839	2179583.1532	Riffle end	3.96	4.58
	0+21	441175.3823	2179581.2176	Step toe end	2.87	4.42
	0+23	441174.8808	2179579.2819	P3	2.77	4.27
	0+24	441174.6299	2179578.3131	C4	3.44	4.19
	0+27	441173.8776	2179575.4096	Riffle end	3.34	3.96
	0+29	441173.3760	2179573.4739	Step toe end	2.25	3.80
	0+31	441172.8744	2179571.5373	P4	2.15	3.65
	0+32	441172.6236	2179570.5695	C5	2.82	3.57
	0+35	441171.8712	2179567.6660	Riffle end	2.72	3.33
	0+37	441171.3696	2179565.7293	Step toe end	1.62	3.18
	0+39	441170.8681	2179563.7936	P5	1.52	3.02
	0+40	441170.6172	2179562.8258	C6	2.19	2.94
	0+42.5	441170.0654	2179560.6956	End	2.00	2.70

BLACK & VEATCH
Black & Veatch Corporation
Certificate No. 8132
1715 N. Westshore Blvd. Suite 725
Tampa, Florida 33607

SUBCONSULTANT:

CITY OF JACKSONVILLE

MCCOYS CREEK BELLINGHAM MARINE STEP-POOL CHANNEL

FOR CONSTRUCTION 100% DESIGN

REVISIONS AND RECORD OF ISSUE

DESIGNED:	KAL & TAM
DETAILED:	TAM
CHECKED:	KBN & JHK
APPROVED:	JHK
DATE:	MARCH 2024
PROJECT NO.:	418074

MCCOYS CREEK

CIVIL

PLAN AND PROFILE

(SCALE BAR IS 4" AT FULL SCALE) 0 1/2 1 2 3 4

PLOTTED: 6/6/2024 3:39:52 PM
FILE: C:\USERS\MIL177102\ONEDRIVE - BLACK & VEATCH\CAD PROJECTS\MCCOYS CREEK\BV BELLINGHAM MARINE\BELLINGHAM STEP-POOL PLANS.DWG
FD11000
D11005

Docusign Envelope ID: B5606ACB-F087-45D7-902C-FF7BBF3C7EA4

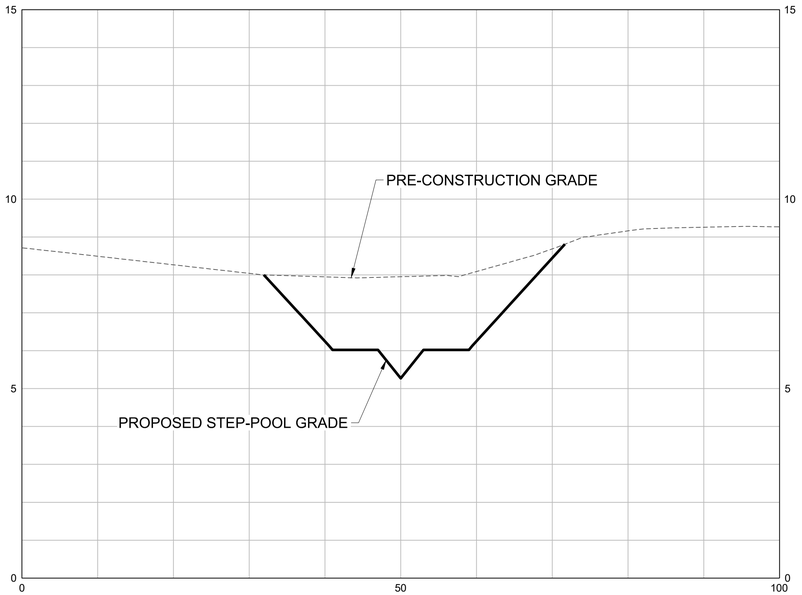

SECTION 1

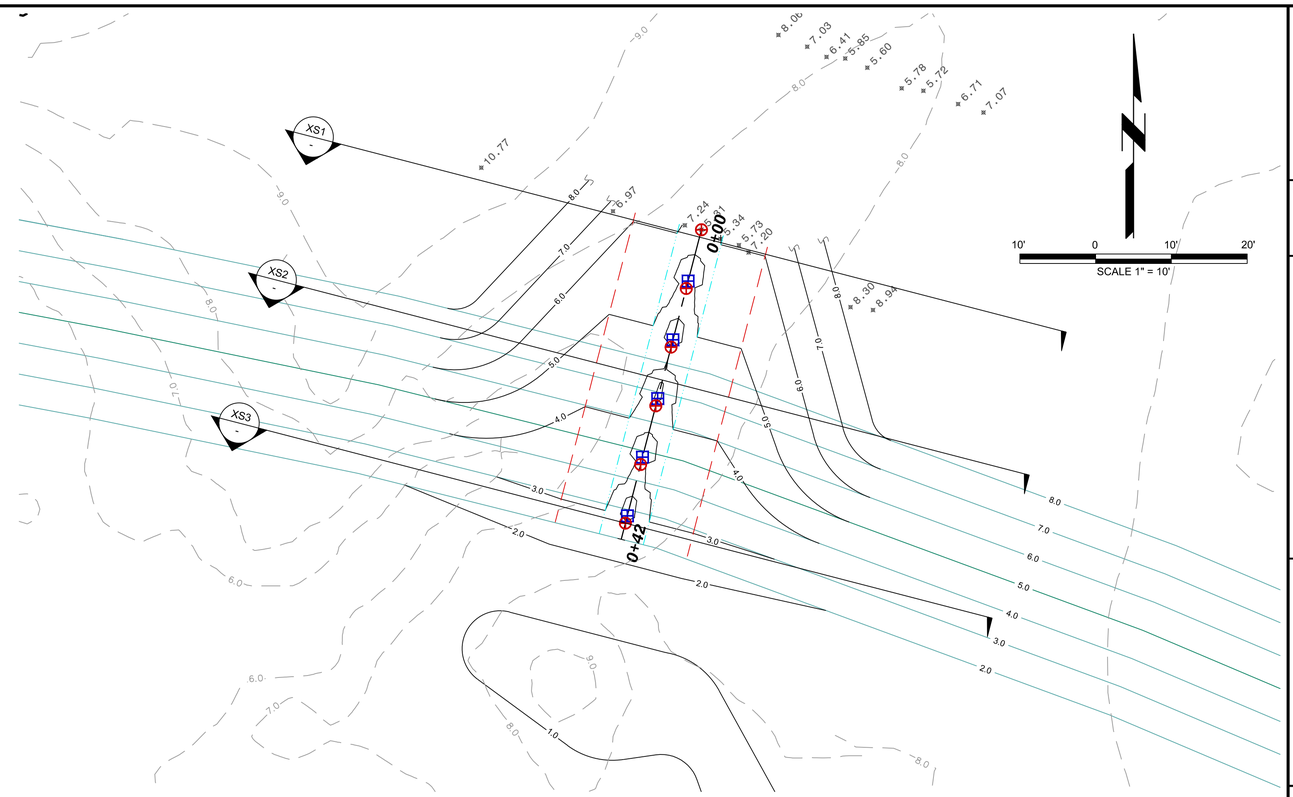

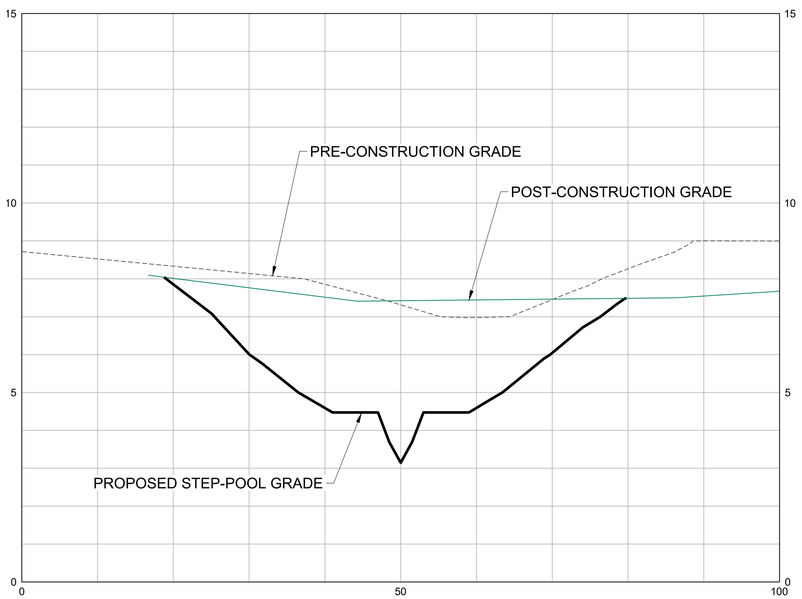

SECTION 2

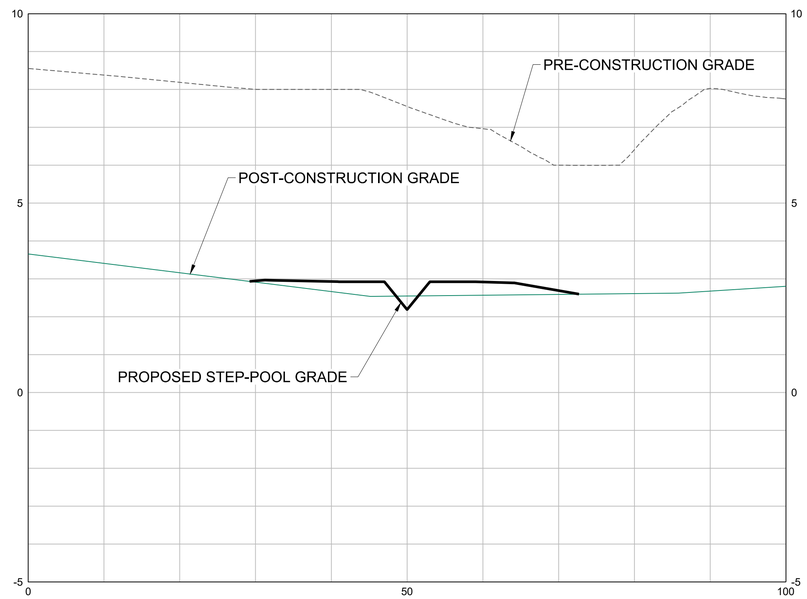

SECTION 3

LEGEND

- PRE-CONSTRUCTION SURVEY GRADES
- PRE-CONSTRUCTION CONTOUR
- POST-CONSTRUCTION 5' CONTOUR
- POST-CONSTRUCTION 1' CONTOUR
- PROPOSED STEP-POOL CHANNEL CENTERLINE
- PROPOSED CONTOUR
- PROPOSED MEANDER BELT WIDTH
- PROPOSED TOP OF BANK
- RIFFLE
- POOL

BLACK & VEATCH

Black & Veatch Corporation
Certificate No. 8132
1715 N. Westshore Blvd. Suite 725
Tampa, Florida 33607

SUBCONSULTANT:

CITY OF JACKSONVILLE

MCCOYS CREEK BELLINGHAM MARINE STEP-POOL CHANNEL

FOR CONSTRUCTION 100% DESIGN

REVISIONS AND RECORD OF ISSUE

DESIGNED:	KAL & TAM
DETAILED:	TAM
CHECKED:	KBN & JHK
APPROVED:	JHK
DATE:	MARCH 2024
PROJECT NO.:	418074

MCCOYS CREEK

CIVIL

SITE SPECIFIC CROSS-SECTIONS

PLOTTED: 6/6/2024 3:44:20 PM
FILE: C:\USERS\MIL117102\ONEDRIVE - BLACK & VEATCH\CAD PROJECTS\MCCOYS CREEK\BV BELLINGHAM MARINE\BELLINGHAM STEP-POOL PLANS.DWG
PD1:1000
PD1:1000

(SCALE BAR IS 4" AT FULL SCALE) 0 1/2 1 2 3 4

Docusign Envelope ID: B5606ACB-F087-45D7-902C-FF7BBF3C7EA4

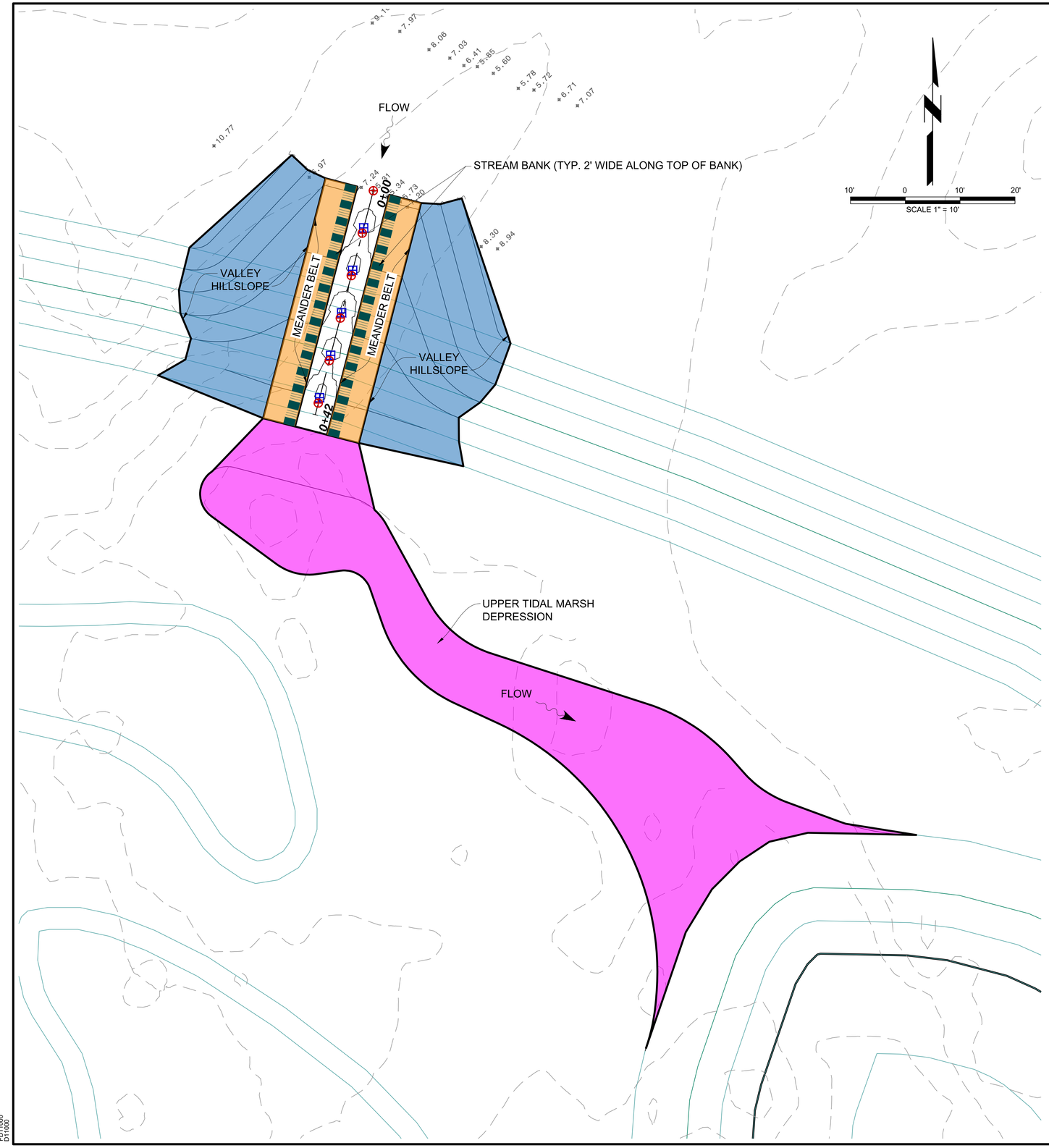

		Stream Banks (FLUCCS 511)	Meander Belt Width (FLUCCS 611)	Valley Hillslope (FLUCCS 628)	Upper Tidal Marsh Depression (FLUCCS 641 UTD)	Total All Zones
Acres:		0.002	0.01	0.04	0.05	***0.10***
Description:		Specimens planted as a single row along each bank	Specimens planted on offset centers within the zone	Specimens planted on offset centers within the zone	Specimens planted on offset centers within the zone	***N/A***
Planting Specifications	**Canopy:**	4840/ac on 3' centers	1000/ac on 7' centers	1000/ac on 7' centers	1000/ac on 7' centers	***N/A***
	Shrub:	4840/ac on 3' centers	200/ac on 16' centers	200/ac on 16' centers	200/ac on 16' centers	***N/A***
	Herbaceous:	4840/ac on 3' centers	4840/ac on 3' centers	4840/ac on 3' centers	4840/ac on 3' centers	***N/A***
Common Name*	**Scientific Name**					
CANOPY						
Red maple	*Acer rubrum*		2			***2***
Water hickory	*Carya aquatica*		2			***2***
Dahoon holly	*Ilex cassine*	14	2			***16***
Sweetgum	*Liquidambar styraciflula*		2			***2***
Sweetbay	*Magnolia virginiana*	14	2			***16***
Slash pine	*Pinus elliottii*			12		***12***
Live oak	*Quercus virginiana*					
Water oak	*Quercus nigra*					
Southern red cedar	*Juniperus silicola*			12		***12***
Cabbage Palm	*Sabal palmetto*			12		***12***
Total Trees		***28***	***10***	***36***		***74***
SHRUB						
Beautyberry	*Callicarpa americana*					
Buttonbush	*Cephalanthus occidentalis*	7	1			***8***
Swamp dogwood	*Cornus foemina*		1			***1***
Persimmon	*Diospyros virginiana*					
Virginia willow	*Itea virginica*	7	1			***8***
Wax myrtle	*Myrica cerifera*			4		***4***
Elderberry	*Sambucus canadensis*	7				***7***
Walter's viburnum	*Viburnum obovatum*	7	1	4		***12***
Saltbush	*Baccharis halmifolia*					
Total Shrubs		***28***	***4***	***8***		***40***
HERBACEOUS						
Blue maidencane	*Amphicarpum muhlenbergianum*					
Broomsedge	*Andropogon spp.*					
Soft rush	*Juncus effusus*		17		42	***59***
Cordgrass	*Spartina bakeri*	14	17	35		***66***
Fakahatchee grass	*Tripsacum dactyloides*	14	17	35		***66***
Yellow-eyed grass	*Xyris spp.*					
Leather Fern	*Acrostichum aureum*				42	***42***
Saltmarsh bulrush	*Bulboschoenus robustus*				42	***42***
Saltmarsh Astor	*Aster tenuifolius*			35		***35***
Muhly grass	*Muchlenbergia capillaris*			35		***35***
Seaside goldenrod	*Solidago sempervirens*			35		***35***
Pickerelweed	*Pontederia cordata*				42	***42***
Wigeongrass	*Ruppia maritima*				42	***42***
Arrowhead	*Sagitaria latifolia*				42	***42***
Total Herbaceous		***28***	***51***	***175***	***252***	***506***

PLANTING ZONES LEGEND

MEANDER BELT WIDTH (FLUCCS 611)

VALLEY HILLSLOPE (FLUCCS 628)

UPPER TIDAL MARSH DEPRESSION (FLUCCS 641)

STREAM BANK (FLUCCS 511)

NOTES:

1. VALLEY HILLSLOPE TO BE SODDED WITH BAHIA GRASS AND PINNED PRIOR TO PLANTING.
2. MEANDER BELT TO BE COVERED WITH 2-YEAR COIR (NAG C125BN) AND PINNED PRIOR TO PLANTING.

(SCALE BAR IS 4" AT FULL SCALE) 0 1/2 1 2 3 4

BLACK & VEATCH

Black & Veatch Corporation
Certificate No. 8132
1715 N. Westshore Blvd. Suite 725
Tampa, Florida 33607

SUBCONSULTANT:

CITY OF JACKSONVILLE

MCCOYS CREEK
BELLINGHAM MARINE
STEP-POOL CHANNEL

FOR CONSTRUCTION
100% DESIGN

REVISIONS AND RECORD OF ISSUE

DESIGNED:	KAL & TAM
DETAILED:	TAM
CHECKED:	KBN & JHK
APPROVED:	JHK
DATE:	MARCH 2024
PROJECT NO.:	418074

MCCOYS CREEK

CIVIL

PLANTING PLAN

PLOTTED: 6/6/2024 3:25:30 PM
FILE: C:\USERS\MIL117102\ONEDRIVE - BLACK & VEATCH\CAD PROJECTS\MCCOYS CREEK\BV BELLINGHAM MARINE\BELLINGHAM STEP-POOL PLANS.DWG
FDT1000
D1005

Docusign Envelope ID: B5606ACB-F087-45D7-902C-FF7BBF3C7EA4

KIEWIT PRICE PROPOSAL BACKUP DOCUMENTS

Quotation

Vulcan Materials Company and Subsidiaries

Attn:

Quote Name: Mccoy Creek (Q2 2024)
Quote #: 1908381

KIEWIT INFRASTRUCTURE SOUTH CO
SOUTHEAST SHARED SERVICES
OMAHA, NE 68145-2500
Acct#: 47614

2698 Heywood Dowling Dr.

JACKSONVILLE, FL 32204

Date:	Wednesday, March 13, 2024
Quote Created:	Wednesday, March 13, 2024
Effective From:	Wednesday, March 13, 2024
Quote Expiration:	Friday, April 12, 2024
Price Expiration:	Friday, April 12, 2024

Sales Rep : Zachary Olson
10151 Deerwood Park Blvd
JACKSONVILLE, FL 32256

Phone:
Fax :
Email: olsonz@vmcmail.com

Special Instructions:

Materials and trucking are based upon availability at the time of shipment.
Rates are good for 90 days.
FUEL SURCHARGE (SHOWN BELOW IN 100 - AGGREGATES SECTION AS "OTHER") IS FOR THE CURRENT MONTH AND IS SUBJECT TO REVISION ON THE 1ST OF EVERY MONTH. THE BASELINE IS $3.00 AND PERCENTAGES INCREASE VERY $.10. THIS IS BASED ON THE DOE FUEL INDEX FOR DIESEL IN THE LOWER ATLANTIC PADD.

100 - Aggregates

Plant	Product Name	Product #	Qty	U/M	FOB Plant	Other	Haul Rate	Delivered
KEYSTONE - COMMON	BANK AND SHORE	45031	270	Tons	$64.75	1.20	$10.00	$75.95

Prices quoted above are per unit of measure (U/M) and do not include any state or local sales and use tax, if any applies for this project.

Prices quoted are for shipments during normal daytime working hours unless other shipping hours are mutually agreed upon in writing by both parties.

Prices are FOB your jobsite as stated above. Terms are Net 15th month prox. Please note standard terms and conditions apply. (Subject to credit approval)

This quote is limited to acceptance within 30 days from the date of this quotation after which time quotation is subject to review/revision. Quoted Haul Rates Subject to Revision. Please contact Sales prior to placing the order.

Accepted by: _____ **Date:** _____

Sales Representative: _____ **Date:** _____

We appreciate the opportunity to provide you this quote and trust that Vulcan will have the pleasure of serving your needs for this and future projects.

MyVulcan™ Your account. Anytime. Anywhere. www.MyVulcan.com

Docusign Envelope ID: B5606ACB-F087-45D7-902C-FF7BBF3C7EA4

GENERAL TERMS AND CONDITIONS

PRICES AND TERMS

Prices are based on the terms and conditions set forth on page 1 of this Quotation, of which these General Terms and Conditions form a part, the terms and conditions stated in Customer's Application for Business Credit, and, if applicable, any terms and conditions relating to the delivery or shipment of materials by truck, barge, vessel, rail or other means which are provided by Vulcan to Customer in addition to this Quotation (each, a "Vulcan Sales Document", and collectively, the "Vulcan Sales Documents"). Prices are available only to the customer specifically named therein, and are only for the quantities mentioned in such Quotation or Sales Order plus or minus 10% of such quantities. A charge of 1.5% per month, (18% annum), will accrue on a daily basis from the date of invoice and will continue to accrue on a daily basis on any unpaid balance, both before and after judgment, until the date the balance is paid in full, or at the maximum amount permitted by law in which the sale occurred, whichever is less. **However, the assessment of a finance charge on invoices paid in full by the payment due date will be waived.** Quotation is offered for furnishing the total aggregate requirements for the project only. Customer's contract with Vulcan regarding the sale by Vulcan to Customer of the materials listed in this Quotation is subject to the terms and conditions set forth in the Vulcan Sales Documents. Prices reflect Customer's acceptance of materials at the quoted plant based upon gradation analysis performed and reported by Vulcan's certified plant quality control personnel. Any penalties that result from in place sampling shall be the full responsibility of Customer.

THE TERMS AND CONDITIONS OF THE VULCAN SALES DOCUMENTS GOVERN THE RIGHTS AND OBLIGATIONS OF THE PARTIES

If Customer has issued a purchase order for the materials quoted by Vulcan in this Quotation, this Quotation is not an acceptance of said purchase order, or any of its terms or conditions, which are hereby rejected. Any sale by Vulcan to Customer of the materials listed in this Quotation shall be subject to the terms and conditions set forth in the Vulcan Sales Documents, and Customer's receipt or acceptance of said materials shall constitute acceptance of the offer that this Quotation constitutes. Any terms or conditions of a subsequent purchase order issued by Customer that are inconsistent with the terms and conditions of the Vulcan Sales Documents shall be null and void.

SHIPMENT AND DELIVERY

Unless a "delivered" price is quoted by Vulcan in the Vulcan Sales Documents, all prices are F.O.B. point of shipment from the locations designated. All taxes applicable to the sale or delivery of materials that are not paid directly by Customer will be added to the sales price, invoiced to and paid by Customer, unless Customer provides Vulcan with satisfactory evidence of exemption from same. Shipment will be in accordance with Customer's reasonable instructions or, if none, then by whatever means Vulcan shall deem practicable. The quantities of material delivered to Customer shall be conclusively presumed to be the quantities shown on the tickets produced from a certified weigh scale at Vulcan's quarry or sales yard.

CREDIT AND DEFAULT

Vulcan shall have no obligation to ship or deliver except upon its determination prior to each shipment or delivery that Customer is worthy of the credit to be extended and is not in default upon any obligation to Vulcan. Upon default, Customer agrees to pay all of Vulcan's collection expenses, including attorneys' fees.

INSURANCE

A Memorandum of Insurance containing current information regarding Vulcan's insurance program is available at
<https://marshdigital.marsh.com/marshconnect/viewMOI.action?clientId=632529479>.

EXCULPATORY PROVISIONS

Vulcan shall have no liability for delay or failure to make shipments, or delivery, as a result of strikes, labor problems, severe weather conditions, casualty, mechanical breakdown or other conditions beyond Vulcan's reasonable control. In no event shall Vulcan be liable for any incidental or consequential damages. Vulcan's liability and Customer's exclusive remedy for any cause of action arising out of the provision of material quoted herein shall be the replacement of, or payment of the purchase price for, the materials which are the subject of this Quotation.

CHANGE OF TERMS

Vulcan may change the price and/or quantity upon 30 days' notice to Customer. Vulcan shall also have right to change, modify or amend any other terms and conditions upon written notice of such change to customer. The effect of the change shall be as stated in the written notice and accepted by Customer upon placing of orders with seller following receipt of such notice.

APPLICABLE LAW

All orders are subject to acceptance by Vulcan at the headquarters of its SouthEast Division in Atlanta, Georgia, and the laws of the state in which the materials was shipped from shall apply to the sale of all materials subject hereto. In the event material is imported into the U.S., the law in the state in which the material was sold to the customer will prevail. All disputes regarding finance charges shall be governed by Alabama law.

LIMITED WARRANTY AND WARRANTY DISCLAIMER

Vulcan warrants for a period of one (1) year from date of delivery only that the material sold hereunder substantially complies with Vulcan's specifications for said material or the specifications set forth in Vulcan's quotation. **VULCAN HEREBY EXCLUDES ALL WARRANTIES OF MERCHANTABILITY AND FITNESS FOR ANY PURPOSE, AND ALL OTHER WARRANTIES, EXPRESS OR IMPLIED, OF THE MATERIAL SOLD HEREUNDER, OTHER THAN THE EXPRESS WARRANTY STATED ABOVE.** In addition, except to the extent otherwise set forth in the specifications described above, Vulcan makes no warranty whatsoever with respect to specific gravity, absorption, whether the material is innocuous, non-deleterious, or non-reactive, or whether the material is in conformance with any plans, other specifications, regulations, ordinances, statutes, or other standards applicable to Customer's job or to said material as used by Customer. VULCAN SHALL IN NO EVENT BE RESPONSIBLE FOR ANY INCIDENTAL OR CONSEQUENTIAL DAMAGE CAUSED BY NON-COMPLIANCE OF THE MATERIAL WITH SPECIFICATIONS, OR FOR ANY DEFECTS IN THE MATERIAL SOLD HEREUNDER.

MyVulcan™
Your account. Anytime. Anywhere.
www.MyVulcan.com

EquipmentWatch™

www.equipmentwatch.com

All prices shown in US dollars ($)

Rental Rate Blue Book®

November 28, 2022

Deere 350G LC
Crawler Mounted Hydraulic Excavators

Size Class:
33.1 - 40.0 MTons
Weight:
76557 lbs

Configuration for 350G LC

Operating Weight	**34.7 mt**	Power Mode	**Diesel**

Blue Book Rates

** FHWA Rate is equal to the monthly ownership cost divided by 176 plus the hourly estimated operating cost.

	Ownership Costs				Estimated Operating Costs	FHWA Rate**
	Monthly	**Weekly**	**Daily**	**Hourly**	**Hourly**	**Hourly**
Published Rates	USD $14,590.00	USD $4,085.00	USD $1,020.00	USD $155.00	USD $73.37	USD $156.27
Adjustments						
Region (100%)	-	-	-	-		
Model Year (2022: 100%)	-	-	-	-		
Adjusted Hourly Ownership Cost (100%)	-	-	-	-		
Hourly Operating Cost (100%)					-	
Total:	**USD $14,590.00**	**USD $4,085.00**	**USD $1,020.00**	**USD $155.00**	**USD $73.37**	**USD $156.27**

Non-Active Use Rates	**Hourly**
Standby Rate	USD $44.76
Idling Rate	USD $114.90

Rate Element Allocation

Element	**Percentage**	**Value**
Depreciation (ownership)	38%	USD $5,544.20/mo
Overhaul (ownership)	46%	USD $6,711.40/mo
CFC (ownership)	5%	USD $729.50/mo
Indirect (ownership)	11%	USD $1,604.90/mo
Fuel (operating) @ USD 5.03	44%	USD $32.00/hr

Revised Date: 4th quarter 2022

These are the most accurate rates for the selected Revision Date(s). However, due to more frequent online updates, these rates may not match Rental Rate Blue Book Print. Visit the Cost Recovery Product Guide on our Help page for more information.

The equipment represented in this report has been exclusively prepared for DAVID ROOD (David.rood@kiewit.com)

www.equipmentwatch.com

All material herein © 2003-2022 Randall-Reilly All rights reserved.

Docusign Envelope ID: B5606ACB-F087-45D7-902C-FF7BBF3C7EA4

EquipmentWatch™

www.equipmentwatch.com

All prices shown in US dollars ($)

Rental Rate Blue Book®

November 28, 2022

Caterpillar 289D3
Compact Track Loaders

Size Class:
2501 - 2850 lbs
Weight:
N/A

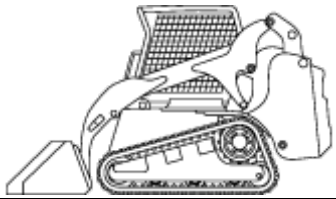

Configuration for 289D3

Operator Protection	**ROPS/FOPS**	Power Mode	**Diesel**

Blue Book Rates

** FHWA Rate is equal to the monthly ownership cost divided by 176 plus the hourly estimated operating cost.

	Ownership Costs				Estimated Operating Costs	FHWA Rate**
	Monthly	**Weekly**	**Daily**	**Hourly**	**Hourly**	**Hourly**
Published Rates	USD $8,710.00	USD $2,440.00	USD $610.00	USD $92.00	USD $34.13	USD $83.62
Adjustments						
Region (100%)	-	-	-	-		
Model Year (2022: 100%)	-	-	-	-		
Adjusted Hourly Ownership Cost (100%)	-	-	-	-		
Hourly Operating Cost (100%)					-	
Total:	**USD $8,710.00**	**USD $2,440.00**	**USD $610.00**	**USD $92.00**	**USD $34.13**	**USD $83.62**

Non-Active Use Rates	**Hourly**
Standby Rate	USD $22.27
Idling Rate	USD $63.07

Rate Element Allocation

Element	**Percentage**	**Value**
Depreciation (ownership)	25%	USD $2,177.50/mo
Overhaul (ownership)	55%	USD $4,790.50/mo
CFC (ownership)	4%	USD $348.40/mo
Indirect (ownership)	16%	USD $1,393.60/mo
Fuel (operating) @ USD 5.03	40%	USD $13.58/hr

Revised Date: 4th quarter 2022

These are the most accurate rates for the selected Revision Date(s). However, due to more frequent online updates, these rates may not match Rental Rate Blue Book Print. Visit the Cost Recovery Product Guide on our Help page for more information.

The equipment represented in this report has been exclusively prepared for DAVID ROOD (David.rood@kiewit.com)

www.equipmentwatch.com

All material herein © 2003-2022 Randall-Reilly All rights reserved.

EquipmentWatch™

www.equipmentwatch.com

All prices shown in US dollars ($)

Rental Rate Blue Book®

April 5, 2022

Miscellaneous 4X2 1/2 143 CREW GAS
On-Highway Light Duty Trucks

Size Class:
100 - 199 HP
Weight:
4500 lbs

Configuration for 4X2 1/2 143 CREW GAS

Axle Configuration	**4X2**	Cab Type	**Crew**
Horsepower	**143.0**	Power Mode	**Gasoline**
Ton Rating	**1/2**		

Blue Book Rates

** FHWA Rate is equal to the monthly ownership cost divided by 176 plus the hourly estimated operating cost.

	Ownership Costs				Estimated Operating Costs	FHWA Rate**
	Monthly	**Weekly**	**Daily**	**Hourly**	**Hourly**	**Hourly**
Published Rates	USD $550.00	USD $155.00	USD $39.00	USD $6.00	USD $14.06	USD $17.18
Adjustments						
Region (100%)	-	-	-	-		
Model Year (2019: 99.8%)	(USD $1.11)	(USD $0.31)	(USD $0.08)	(USD $0.01)		
Adjusted Hourly Ownership Cost (100%)	-	-	-	-		
Hourly Operating Cost (100%)					-	
Total:	**USD $548.89**	**USD $154.69**	**USD $38.92**	**USD $5.99**	**USD $14.06**	**USD $17.18**

Non-Active Use Rates	**Hourly**
Standby Rate	USD $2.40
Idling Rate	USD $14.64

Rate Element Allocation

Element	**Percentage**	**Value**
Depreciation (ownership)	60%	USD $330.00/mo
Overhaul (ownership)	23%	USD $126.50/mo
CFC (ownership)	3%	USD $16.50/mo
Indirect (ownership)	14%	USD $77.00/mo
Fuel (operating) @ USD 4.24	82%	USD $11.52/hr

Revised Date: 2nd quarter 2022

These are the most accurate rates for the selected Revision Date(s). However, due to more frequent online updates, these rates may not match Rental Rate Blue Book Print. Visit the Cost Recovery Product Guide on our Help page for more information.

The equipment represented in this report has been exclusively prepared for DAVID ROOD (David.rood@kiewit.com)

www.equipmentwatch.com

All material herein © 2003-2022 Randall-Reilly All rights reserved.

EquipmentWatch™

www.equipmentwatch.com

All prices shown in US dollars ($)

Rental Rate Blue Book®

April 4, 2022

Caterpillar 950M
4-Wd Articulated Wheel Loaders

Size Class:
225 - 249 HP
Weight:
N/A

Configuration for 950M

Bucket Capacity	**12.0 cu yd**	Horsepower	**230.0 hp**
Operator Protection	**ROPS/FOPS**	Power Mode	**Diesel**

Blue Book Rates

** FHWA Rate is equal to the monthly ownership cost divided by 176 plus the hourly estimated operating cost.

	Ownership Costs				Estimated Operating Costs	FHWA Rate**
	Monthly	**Weekly**	**Daily**	**Hourly**	**Hourly**	**Hourly**
Published Rates	USD $9,815.00	USD $2,750.00	USD $690.00	USD $105.00	USD $42.86	USD $98.63
Adjustments						
Region (100%)	-	-	-	-		
Model Year (2015: 99.19%)	(USD $79.31)	(USD $22.22)	(USD $5.58)	(USD $0.85)		
Adjusted Hourly Ownership Cost (100%)	-	-	-	-		
Hourly Operating Cost (100%)					-	
Total:	**USD $9,735.69**	**USD $2,727.78**	**USD $684.42**	**USD $104.15**	**USD $42.86**	**USD $98.18**

Non-Active Use Rates	**Hourly**
Standby Rate	USD $36.51
Idling Rate	USD $76.18

Rate Element Allocation

Element	**Percentage**	**Value**
Depreciation (ownership)	46%	USD $4,514.90/mo
Overhaul (ownership)	34%	USD $3,337.10/mo
CFC (ownership)	7%	USD $687.05/mo
Indirect (ownership)	13%	USD $1,275.95/mo
Fuel (operating) @ USD 5.13	49%	USD $20.86/hr

Revised Date: 2nd quarter 2022

These are the most accurate rates for the selected Revision Date(s). However, due to more frequent online updates, these rates may not match Rental Rate Blue Book Print. Visit the Cost Recovery Product Guide on our Help page for more information.

The equipment represented in this report has been exclusively prepared for DAVID ROOD (David.rood@kiewit.com)

www.equipmentwatch.com

All material herein © 2003-2022 Randall-Reilly All rights reserved.

Docusign Envelope ID: B5606ACB-F087-45D7-902C-FF7BBF3C7EA4

EquipmentWatch™

www.equipmentwatch.com

All prices shown in US Dollars ($)

Rental Rate Blue Book®

August 3, 2023

Caterpillar D3
Standard Crawler Dozers

Size Class:
85 - 104 hp
Weight:
N/A

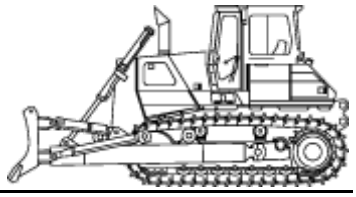

Configuration for D3

Dozer Type	**Crawler**	Horsepower	**104 hp**
Operator Protection	**ROPS/FOPS**	Power Mode	**Diesel**

Blue Book Rates

** FHWA Rate is equal to the monthly ownership cost divided by 176 plus the hourly estimated operating cost.

	Ownership Costs				Estimated Operating Costs	FHWA Rate**
	Monthly	**Weekly**	**Daily**	**Hourly**	**Hourly**	**Hourly**
Published Rates	USD $18,880.00	USD $5,285.00	USD $1,320.00	USD $200.00	USD $61.77	USD $169.04
Adjustments						
Region (100%)	-	-	-	-		
Model Year (2023: 100%)	-	-	-	-		
Adjusted Hourly Ownership Cost (100%)	-	-	-	-		
Hourly Operating Cost (100%)					-	
Total:	**USD $18,880.00**	**USD $5,285.00**	**USD $1,320.00**	**USD $200.00**	**USD $61.77**	**USD $169.04**

Non-Active Use Rates	**Hourly**
Standby Rate	USD $51.49
Idling Rate	USD $117.02

Rate Element Allocation

Element	**Percentage**	**Value**
Depreciation (ownership)	24%	USD $4,531.20/mo
Overhaul (ownership)	52%	USD $9,817.60/mo
CFC (ownership)	13%	USD $2,454.40/mo
Indirect (ownership)	11%	USD $2,076.80/mo
Fuel (operating) @ USD 3.88	16%	USD $9.75/hr

Revised Date: 3rd quarter 2023

These are the most accurate rates for the selected Revision Date(s). However, due to more frequent online updates, these rates may not match Rental Rate Blue Book Print. Visit the Cost Recovery Product Guide on our Help page for more information.

The equipment represented in this report has been exclusively prepared for DAVID ROOD (david.rood@kiewit.com)

www.equipmentwatch.com

All material herein © 2003-2023 Randall-Reilly All rights reserved.

EquipmentWatch™

www.equipmentwatch.com

All prices shown in US Dollars ($)

Rental Rate Blue Book®

August 3, 2023

Broce RC-350 (disc. 2011)
Self Propelled Pavement Brooms

Size Class:
All
Weight:
N/A

Configuration for RC-350 (disc. 2011)

Horsepower	**76.0**	Power Mode	**Diesel**

Blue Book Rates

** FHWA Rate is equal to the monthly ownership cost divided by 176 plus the hourly estimated operating cost.

	Ownership Costs				Estimated Operating Costs	FHWA Rate**
	Monthly	**Weekly**	**Daily**	**Hourly**	**Hourly**	**Hourly**
Published Rates	USD $9,465.00	USD $2,650.00	USD $665.00	USD $100.00	USD $52.47	USD $106.25
Adjustments						
Region (100%)	-	-	-	-		
Model Year (2011: 100%)	-	-	-	-		
Adjusted Hourly Ownership Cost (100%)	-	-	-	-		
Hourly Operating Cost (100%)					-	
Total:	**USD $9,465.00**	**USD $2,650.00**	**USD $665.00**	**USD $100.00**	**USD $52.47**	**USD $106.25**

Non-Active Use Rates	**Hourly**
Standby Rate	USD $21.51
Idling Rate	USD $64.70

Rate Element Allocation

Element	**Percentage**	**Value**
Depreciation (ownership)	19%	USD $1,798.35/mo
Overhaul (ownership)	61%	USD $5,773.65/mo
CFC (ownership)	10%	USD $946.50/mo
Indirect (ownership)	11%	USD $1,041.15/mo
Fuel (operating) @ USD 3.88	21%	USD $10.92/hr

Revised Date: 3rd quarter 2023

These are the most accurate rates for the selected Revision Date(s). However, due to more frequent online updates, these rates may not match Rental Rate Blue Book Print. Visit the Cost Recovery Product Guide on our Help page for more information.

The equipment represented in this report has been exclusively prepared for DAVID ROOD (david.rood@kiewit.com)

www.equipmentwatch.com

All material herein © 2003-2023 Randall-Reilly All rights reserved.