Docusign Envelope ID: E1E72900-548F-4354-AEC8-3FA24E5178B7

City of Jacksonville, Florida
Procurement Award Form (PAF)

Part 1: Form Type JPAC Award Request and Administrative Details

Goods and/or Services: Independent Dr. Realignment Project CDB-0132-21

Requested Action/Authority:

Request approval to incorporate the attached scope and fee summary, Exhibit R-3 to increase the GMP in the amount of $390,053.36 and to allow for an additional 41 days.

Justification/Explanation:

Amendment 16C is to address unforeseen conditions encountered during construction and for additional work requested by the using agencies.

Legal Contract #:	71754-22	Contract Date:	06/30/2024	Change Order/AMD #:	Amendment #16C	
PO/Release #:	660459-23	Bid Date:	08/22/2024	Awarded Supplier:	JB Coxwell Contracting, Inc.	
Licenses Verified:	N/A	Effective Date:	08/22/2024	Basis of Award:	N/A	
Federally Funded:	N/A	No. Invited:	N/A	Responses Received:	N/A	Attachments:
Solicitation:	N/A - CDB-0132 - 21			Procurement Contract #:	POA - 71754-22	
Executed By:	Office of General Counsel					

PoP:Base:	Project Completion	Options:	N/A	Extension(s):	N/A
JSEB Rec.:	N/A	%:	N/A	Bonds Waived Pursuant To:	N/A

Fund:	32111	Center:	153101	Acct:	565051	Proj:	010395	Activity:	00000000	$	390,053.36
Fund:		Center:		Acct:		Proj:		Activity:		$	
Fund:		Center:		Acct:		Proj:		Activity:		$	

New NTE/GMP:	$ 2,734,068.17	Contingent Amount:	$ 0.00	DMP/ODPO Amount:	$ 0.00

Using Agency/BU:	PWEN:ENGINEERING_AND_CONSTRUCTION_MANAGEMENT			
Concurrence:	DocuSigned by: Sheldon D. Gibbs, P.E. 843DE27A46A74CA...	Title:	CHIEF OF ENGINEERING CONSTRUCTION MANAGEMENT	8/12/2024
Concurrence:	DocuSigned by: Nina Sicker 1EFA223D5D23487...	Title:	DIRECTOR OF PUBLIC WORKS	8/14/2024
Concurrence:		Title:		
Concurrence:		Title:		

Procurement Analyst/Buyer:	Signed by: Benjamin Kemp 17483D5CD0EE4C1...	Chief of Procurement:	DocuSigned by: B19F1D517352456...
Name:	Benjamin Kemp	Name:	Dustin L. Freeman

Part 2: JPAC Actions on Above Requests/Recommendations
All Award Actions Subject to Lawfully Appropriated Funds

Members Who Approve:	
Members Who Disapprove:	
Other Action:	

Date:

Part 3: Final Awarding Authority Action

Action:

Date:

Signature:

Docusign Envelope ID: E1E72900-548F-4354-AEC8-3FA24E5178B7

PAF Instructions

Form Type: Select the type of award from the dropdown options. This form will be used for all Procurement awards (Administrative Awards and JPAC Requests).

Goods and/or Services: Enter a brief description of the types of goods and services included in the request.

Requested Action/Authority: Enter a brief description of the requested action or authority being sought. i.e.; *request permission to award to the lowest, responsive responsible bidder for ITB or award the highest ranked supplier for an RFP*.

Justification/Explanation: Enter a brief justification or explanation for the requested action. Use this box to add any additional information such as additional account strings, or other information essential for contract execution.

Legal Contract Number: Provide the existing City contract number if applicable. This will be the same number as your POA number.

Contract Date: Select the effective date for the contract using the calendar option in the form. Leave blank for contracts to become effective on the execution date.

Change Order/AMD #: Provide the applicable Change Order or Amendment number represented by this request.

Date: Enter the date of PAF submission.

Effective Date: Enter the effective date of requested authority and/or action.

Solicitation: Select the competitive procurement method used (1Cloud generated prefix), enter the 1Cloud generated numbering sequence, and 1Cloud generated fiscal year of solicitation

Basis of Award: Select from Lowest Price Technical Acceptable (LPTA), Highest Price Technical Acceptable (HPTA),

Procurement Contract #: This is your PO number. Select Type, Enter Number

PO/Release Number: Enter PO Release Number

Awarded Supplier: Enter Awarded Supplier Name

Federally Funded: Select yes or no from dropdown if Federal Funds will be used.

Responses Received: This is the number of responses received.

No Bids Received: The number of responses received that indicated supplier would not bid.

Executed By: Select whether executed by OGC or JPAC / Chief of Procurement

PoP Base: Select the Period of Performance for the initial period.

Options: Period for each renewal period i.e. one (1) two (2) year.

Docusign Envelope ID: E1E72900-548F-4354-AEC8-3FA24E5178B7

Extensions: How many extensions have we preformed after the initial base period and option periods have been completed?

JSEB Goal: Select the percentage established by JSEB.

JESB Other: Select Encouragement or Set Aside Option

Bonds Waived Pursuant to: Select authority allowing bonds to be waived.

Funding Source: Fund/Center/Account/Project/Activity, all fields are required even if zeros.

New NTE/GMP: Enter the new total not to exceed the amount. Note, this should match the contract maximum indebtedness, if applicable**.**

Contingent Amount: If your agency requests an allowance for unforeseen additional expenses, then specify the amount of your requested increase and new NTE that represents the contingency allowance. This is over and above any quote.

DMP/ODPO Amount: Enter the total Direct Materials Purchase/Owner Direct Purchase Order amount for project.

Attachments: Name any attachments included as supplemental information to the PAF.

Using Agency/BU: This should be the requesting agency/requirement owner.

Concurrence: Electronic Signature

Title: Enter the title of person electronically signing form.

**Any fields where there is no data available, or no entry is required, either leave it blank or enter N/A. Any fields where there is known data, include for informational purposes. Any changes to an original award should contain the data that is being changed and any other relevant data required for JPAC review and approval.*

EXHIBIT R-3

J. B. COXWELL CONTRACTING, INC.
INDEPENDENT DRIVE REALIGNMENT PROJECT
CONTRACT NO. 71754-22

8/8/2024

NBR	MASTER ITEM DESCRIPTION	QUANTITY	UOM	UNIT COST	NET ADDITION	NET DELETION	TOTALS
	UNFORESEEN CONDITIONS						
1	REVISED ROADWAY WORK						
	Old Roadway Typical Section						
	12" Stabilization (LBR 40)	-2630.000	SY	$14.88		($39,134.40)	($39,134.40)
	Optional Base Group (LBR 100)	-2320.000	SY	$28.32		($65,702.40)	($65,702.40)
	New Roadway Typical Section						
	12" Stabilization (Black Base ILO) (4" Thick)	2320.000	SY	$42.69	$99,040.80		$99,040.80
	Optional Base Group (Black Base ILO) (5" Thick)	2320.000	SY	$48.24	$111,916.80		$111,916.80
	Asphalt Curb Pad	1250.000	LF	$21.98	$27,475.00		$27,475.00
	Additional Asphalt Mobilization	1.000	LS	$11,908.35	$11,908.35		$11,908.35
	Excavation - Cut to Haul Offsite	774.000	CY	$25.00	$19,350.00		$19,350.00
	12" GAB W/ Fabric & Geogrid	2320.000	SY	$74.05	$171,796.00		$171,796.00
	Additional Demolition Not Anticipated						
	Demo Concrete Pavement/Asphalt Base	1800.000	SY	$20.00	$36,000.00		$36,000.00
	Existing Roadway Cores (Thickness)	1.000	LS	$850.00	$850.00		$850.00
	Additional Curb for S-7 Reroute	30.000	LF	$40.49	$1,214.70		$1,214.70
	Asphalt Patch for S-7 Reroute	1.000	LS	$5,500.00	$5,500.00		$5,500.00
	Sawcut Curb @ Concrete Pavement	330.000	LF	$4.00	$1,320.00		$1,320.00
	Embankment - Import Fill	1200.000	CY	$18.00	$21,600.00		$21,600.00
	NET TOTAL						$403,134.85

JUSTIFICATION: Existing road conditions was not anticipated to have 18" of asphalt or a reinforced concrete pavement for the roadway to be removed. New pavement design had to modified to address the unknown soil conditions in the roadway.12" stabilization (Black Base ILO) (4' Thick") based on the Statewide Average is $42/SY. Optional Base Group (Black Base ILO) (5" Thick) is $52.49/SY based on the Statewide Average. The Statewide Average for Geosynthetic Interlayer reinforcement is $15/SY (0342 1 2); Statewide Average for GAB (20") is $71.25/SY (0285723); Total Statewide is $8725/SY for 20". The proposal number seems reasonable given a 12' thickness. Statewide Average for Removal of Existing Concrete is $62.22/SY, Milling Asphalt 10" thick is $30/SY seems reasonable for work effort. Statewide Average Type F Curb and Gutter is $48.35/LF (0520 1 10).

2	STORM DRAINAGE REVISIONS						
	24" RCP Storm (S-9 to S-7)	150.000	LF	$217.92	$32,688.00		$32,688.00
	18" RCP Storm (S-9 to S-7)	140.000	LF	($157.73)		($22,082.20)	($22,082.20)
	P-4 Inlet Top (S-4 Inlet Modification)	1.000	LS	$9,750.00	$9,750.00		$9,750.00
	Flume Inlet (S-2 Modification)	1.000	LS	$6,200.00	$6,200.00		$6,200.00
	S-13/S-15 Modifications	1.000	LS	$4,250.00	$4,250.00		$4,250.00
	S-11 & S-12 Modifications	2.000	EA	$3,750.00	$7,500.00		$7,500.00
	Roof Drain Adjustments	1.000	LS	$7,400.00	$7,400.00		$7,400.00
	Double Grate Inlet Rem/Rep	1.000	LS	$7,750.00	$7,750.00		$7,750.00
	12" Ductile Iron Pipe (Material Only)	200.000	LF	$108.10	$21,620.00		$21,620.00
	Grout Fill Ex. Storm Due to Sewer Conflicts	1.000	LS	$6,200.00	$6,200.00		$6,200.00
	NET TOTAL						$81,275.80

JUSTIFICATION: Several adjustments and redesign were needed due to the unknown utilities and conflicts. 24" RCP Storm (S-9 to S-7) is less than Contract Unit Price ($244.51). The Statewide Average for 18" RCP Storm (S-9 to S-7) is $111.39 (0430175118), credit price is above average and acceptable. Contract price is $76.86/LF which is $36/LF higher. However the cost of the 24" is $27/LF lower which still seems reasonable. Statewide Average for P-4 Partial $8000 (0425 1345), P-4 complete $9,766.67 (0425 1341); Partial in FDOT Statewide averages is not defined as to amount of work. There was adjustments made to existing box to install P-top. Cost seems reasonable for work effort. Statewide Average for Modify Existing Drainage Structure $6,652.08 (0425 11), Cost for modification seems reasonable. The Statewide Average for Pipe filling and plugging is $557.19/CY (0430830). Field quantities using the Statewide Averages is more than lump sum cost.

3 HURRICANE IDALIA PREP

	Prep Work	1.000	LS	$3,843.68	$3,843.68	$3,843.68
	NET TOTAL					$3,843.68

JUSTIFICATION: Work required due to the impending storm. Preparation required measures that were not part of the original plan.

4	SURVEY					
	Pile Cap Survey Work	1.000	LS	$2,250.00	$2,250.00	$2,250.00
	NET TOTAL					$2,250.00

JUSTIFICATION: Under the unknown reinforced concrete pavement there were several piles that supported the pavement. The location and elevations of all the piles needed to be surveyed to provide to the Riverfront Plaza project for incorporation into that project approach and plans.

5	CONTAMINATED WATER/SOIL REMEDIATION					
	JBCCI - Disposal of Contaminated Soils	1.000	LS	$7,500.00	$7,500.00	$7,500.00
	WRI - Contaminated Water Disposal & Testing	1.000	LS	$4,200.00	$4,200.00	$4,200.00
	United Rentals - Baker Tank Rentals	1.000	LS	$4,295.39	$4,295.39	$4,295.39
	Legacy - TCLIP Testing	1.000	LS	$995.00	$995.00	$995.00
	NET TOTAL					$16,990.39

JUSTIFICATION: An unknown isolated pocket of contamination was uncovered during the construction operations. Contamination had to be contained, removed and properly disposed of properly.

6	BRICK PAVER ADJUSTMENT					
	Brick Paver Adjustments (3 Band)	1.000	LS	$8,570.00	$8,570.00	$8,570.00
	NET TOTAL					$8,570.00

JUSTIFICATION: Existing Line Item in Original Contract for 250 SF at $24.21 - At this rate this would be an additional 362 SF. There was additional 600 SF adjustment needed to harmonize with Vystar frontage and to meet proper ADA slopes.

7	CONCRETE STORM PROTECTION					
	Flowable Fill	25.000	CY	$195.00	$4,875.00	$4,875.00
	Concrete Class 1	8.000	CY	$220.00	$1,760.00	$1,760.00
	NET TOTAL					$6,635.00

JUSTIFICATION: In order to avoid unknown utility conflicts the storm drain system was required to be modified. In a couple of areas due to the existing utilities and cover over the new pipe, Flowable Fill and Concrete was required to protect the integrity of the new drainage.

8	JEA MANHOLE REPAIR					
	JEA Manhole Repair	1.000	LS	$3,000.00	$3,000.00	$3,000.00
	NET TOTAL					$3,000.00

JUSTIFICATION: During the reconstruction of Independent Drive and Hogan Street it was discovered that a JEA manhole was leaking with soil intrusion due to the pipe sealing failing. The existing manhole and pipe are older which explains the failure in the joint. To protect the integrity of the road this failure needed to be addressed. Negotiated agreed upon price.

9	MAINTENANCE OF TRAFFIC					
	Paving/Striping MOT Operation	1.000	MO	$16,500.00	$16,500.00	$16,500.00
	Pedestrian LCD Install /Maintenance	1.000	LS	$8,500.00	$8,500.00	$8,500.00
	Pedestrian LCD Install /Maintenance	75000.000	ED	$0.35	$26,250.00	$26,250.00
	NET TOTAL					$51,250.00

JUSTIFICATION: Pedestrian channelizing devices were not planned as part of the original scope. Due to the amount of public pedestrian movements in the area, pedestrian channelizing devices were required from the Riverwalk, along Hogan and Independent Drive. LCD Analysis based on Statewide Averages = $30,972.00. To facilitate accessibility to the Riverfront Plaza project and accelerated schedule to open to public vehicular traffic during the construction, additional MOT was required between the structural and friction course of the asphalt pavement so the road could be re-opened.

10	HANDRAIL W GUIDERAIL @ VYSTAR					
	Handrail Installation	22.000	LF	$233.00	$5,126.00	$5,126.00
	NET TOTAL					$5,126.00

JUSTIFICATION: Upon review of the project site, an additional handrail was required to comply with ADA requirements. Less than Contract Unit Cost for first Handrail ($457.06).

TOTAL UNFORESEEN CONDITIONS $582,075.72

ADDED SCOPE OF WORK

1	GRAVITY SEWER ADDITION					
	Gravity Sewer Service (6" DIP & 8" DIP)	2.000	EA	$18,788.06	$37,576.12	$37,576.12
	NET TOTAL					$37,576.12

JUSTIFICATION: Riverfront Plaza Park project required the installation of two gravity sewer laterals from Independent Drive to facilitate the new park development. To avoid having the brand new Independent Drive asphalt cut and patched, this work was added to the Independent Drive project.

2	SISTER CITY MONUMENT RELOCATION					
	Monument Relocation	1.000	LS	$4,140.60	$4,140.60	$4,140.60
	NET TOTAL					$4,140.60

JUSTIFICATION: An existing Sister City Monument existed within the project limits. It was unknown at the beginning of the project as to what needed to be done with the monument. This item was for the securing and transporting the monument to the City's Public Works yard until a new location and home is determined.

3	CAMERA INTERCONNECT - FIBER OPTIC EXTENSION					
	Miller Electric - Fiber Optic Single Mode	1.000	LS	$6,427.20	$6,427.20	$6,427.20
	NET TOTAL					$6,427.20

JUSTIFICATION: The project called for the installation of a new conduit and fiber optic single mode cable to serve the Traffic Operations interconnect signal communication system. This system was to connect to the existing fiber optic cable at Independent Drive and Laura Street. It became aware that the two fiber optic systems would not be compatible. Therefore Traffic Engineering requested to upgrade the existing fiber optic cable from Laura Street to the Main Street Bridge. FDOT Statewide Average for conduit open trench is $17.13/LF (0630 2 11), Fiber Cable 2-12 fibers underground is $4.74 LF (0633 1121), total $21.87/LF. Distance from Laura Street to Main Street Bridge 520 LF. Total Estimate of $11,372.40

4	TEMPORARY STRIPING					
	Temporary Striping Structural Course	1.000	LS	$5,194.86	$5,194.86	$5,194.86
	NET TOTAL					$5,194.86

JUSTIFICATION: Temporary striping was installed after the structural course of asphalt was placed to facilitate the opening of the realigned Independent Drive to vehicular traffic prior to the final friction course of asphalt was placed weeks later. Final course of asphalt was scheduled later due to misc manhole, valve, curb, and sidewalk adjustments needed prior to placement in an effort to minimize damage to finished final asphalt layer.

TOTAL ADDED SCOPE OF WORK $53,338.78

CONTRACTOR CONTINGENCY PHASE 1	-1.00	LS	$38,583.15	($38,583.15)	
CONTRACTOR CONTINGENCY PHASE 2	-1.00	LS	$239,353.19	($239,353.19)	
SUBTOTAL AMENDMENT 16C					$357,478.16
DESIGN BUILDER FEE	7.5%				$26,810.86
BOND FEE	1.5%				$5,764.34

EXHIBIT R-3

J. B. COXWELL CONTRACTING, INC.
INDEPENDENT DRIVE REALIGNMENT PROJECT
CONTRACT NO. 71754-22

8/8/2024

NET TOTAL **AMENDMENT 16C**	$390,053.36
TOTAL TIME EXTENSION	41 DAYS

EXHIBIT R-3

COJ DB - Independent Drive - Existing Roadway Demo			Contractor	J.B. Coxwell Contracting, Inc.
& New Pavement Typical Section			Submitted By	Josh Sowards
Date: 05/24/2024			Phone #	(904) 495-3903
Description	**Quantity**	**Unit**	**Unit Price**	**Total Price**
Old Roadway Typical Section				
12" Stabilization (LBR 40)	(2,630.00)	SY	$14.88	$ (39,134.40)
Optional Base Group (LBR 100)	(2,320.00)	SY	$28.32	$ (65,702.40)
New Roadway Typical Section				
12" Stabilization (Black Base ILO) (04" Thick)	2,320.00	SY	$ 42.69	$ 99,040.80
Optional Base Group (Black Base ILO) (05" Thick)	2,320.00	SY	$ 48.24	$ 111,916.80
Asphalt Curb Pad	1,250.00	LF	$ 21.98	$ 27,475.00
Additional Asphalt Mob	1.00	LS	$ 11,908.35	$ 11,908.35
Excavation - Cut to Haul Offsite	774.00	CY	$ 25.00	$ 19,350.00
12" GAB W/ Fabric & Geogrid	2,320.00	SY	$ 74.05	$ 171,796.00
Additional Demolition Not Anticipated				
Demo Concrete Pavement/Asphalt Base	1,800.00	sy	$ 20.00	$ 36,000.00
Existing Roadway Cores (Thickness)	1.00	LS	$ 850.00	$ 850.00
Additional Curb for S-7 Reroute	30.00	LF	$ 40.49	$ 1,214.70
Asphalt Patch for S-7 Reroute	1.00	LS	$ 5,500.00	$ 5,500.00
Sawcut Curb @ Concrete Pavement	330.00	LF	$ 4.00	$ 1,320.00
Embankment - Import Fill	1,200.00	CY	$ 18.00	$ 21,600.00
Roadway Construction				**$ 403,134.85**
Storm Drainage Revisions				
24" RCP Storm (S-9 to S-7)	150.00	LF	$ 217.92	$ 32,688.00
18" RCP Storm (S-9 to S-7)	140.00	LF	$ (157.73)	$ (22,082.20)
P-4 Inlet Top (S-4 Inlet Modification)	1.00	LS	$ 9,750.00	$ 9,750.00
Flume Inlet (S-2 Modification)	1.00	LS	$ 6,200.00	$ 6,200.00
S-13 / S-15 Modifications	1.00	LS	$ 4,250.00	$ 4,250.00
S-11 & S 12 Modifications	2.00	EA	$ 3,750.00	$ 7,500.00
Roof Drain Adjustments	1.00	LS	$ 7,400.00	$ 7,400.00
Double Grate Inlet Rem/Rep	1.00	LS	$ 7,750.00	$ 7,750.00
12" Ductile Iron Pipe (Material Only)	200.00	LF	$ 108.10	$ 21,620.00
Grout Fill Ex. Storm Due to Sewer Conflicts	1.00	LS	$ 6,200.00	$ 6,200.00
Storm Drainage Subtotal				**$ 81,275.80**
Gravity Sewer Addition (River Front Plaza Add)				
Gravity Sewer Service (6" DIP & 8" DIP)	2.00	EA	$ 18,788.06	$ 37,576.12
Gravity Sewer Subtotal				**$ 37,576.12**
Sisters City Monument Relocation (City Yard)				
Monument Relocation	1.00	LS	$ 4,140.60	$ 4,140.60
Sisters City Monument Relocation (City Yard) Subtotal				**$ 4,140.60**
Hurricane Idalia Related Work 2023				
Prep Work	1.00	LS	$ 3,843.68	$ 3,843.68
Hurricane Idalia Subtotal				**$ 3,843.68**

EXHIBIT R-3

COJ DB - Independent Drive - Existing Roadway Demo			Contractor	J.B. Coxwell Contracting, Inc.
& New Pavement Typical Section			Submitted By	Josh Sowards
Date: 05/24/2024			Phone #	(904) 495-3903
Description	**Quantity**	**Unit**	**Unit Price**	**Total Price**
Survey				
Pile Cap Survey Work	1.00	LS	$ 2,250.00	$ 2,250.00
Survey Subtotal				**$ 2,250.00**
Camera Interconnect - FO Extension				
Miller Electric - Fiber Optic Single Mode	1.00	LS	$ 6,427.20	$ 6,427.20
Camera Interconnect - FO Extension Subtotal				**$ 6,427.20**
Contaminated Water/Soil Remediation				
JBCCI - Disposal of Contaminated Soils	1.00	LS	$ 7,500.00	$ 7,500.00
WRI - Contaminated Water Disposal & Testing	1.00	LS	$ 4,200.00	$ 4,200.00
United Rentals - Baker Tank Rentals	1.00	LS	$ 4,295.39	$ 4,295.39
Legacy - TCLIP Testing	1.00	LS	$ 995.00	$ 995.00
Contaminated Water/Soil Remediation Subtotal				**$ 16,990.39**
Temporary Striping				
Temporary Striping Structural Course	1.00	LS	$ 5,194.86	$ 5,194.86
Temporary Striping Subtotal				**$ 5,194.86**
Brick Paver Adjustments				
Brick Paver Adjustments (3 Band)	1.00	LS	$ 8,570.00	$ 8,570.00
Brick Paver Adjustments Subtotal				**$ 8,570.00**
Concrete Storm Protection				
Flowable Fill	25.00	CY	$ 195.00	$ 4,875.00
Concrete - Class I	8.00	CY	$ 220.00	$ 1,760.00
Concrete Storm Protection Subtotal				**$ 6,635.00**
JEA Manhole Repair				
JEA Manhole Repair	1.00	LS	$ 3,000.00	$ 3,000.00
Concrete Storm Protection Subtotal				**$ 3,000.00**
Maintenance of Traffic				
Paving/Striping MOT Operation	1.00	MO	$ 16,500.00	$ 16,500.00
Pedestrian LCD Install / Maint.	1.00	LS	$ 8,500.00	$ 8,500.00
Pedestrian LCD	75,000.00	ED	$ 0.35	$ 26,250.00
Maintenance of Traffic Subtotal				**$ 51,250.00**
Handrail W/ Guiderail @ Vystar				
Handrail Installation	22.00	LF	$ 233.00	$ 5,126.00
Concrete Storm Protection Subtotal				**$ 5,126.00**
Subtotal of Additional Work / Contingency Items				**$ 635,414.50**
Contractor's Contingency				

EXHIBIT R-3

COJ DB - Independent Drive - Existing Roadway Demo			Contractor	J.B. Coxwell Contracting, Inc.
& New Pavement Typical Section			Submitted By	Josh Sowards
Date: 05/24/2024			Phone #	(904) 495-3903
Description	**Quantity**	**Unit**	**Unit Price**	**Total Price**
Phase 1	1.00	LS	$ 38,583.15	$ 38,583.15
Phase 2	1.00	LS	$ 239,353.19	$ 239,353.19
Contractors Contingency Currently Available				**$ 277,936.34**
Change Order (Contingency/Extra Work) Subtotal				**$ 357,478.16**
Design Builder Fee	**7.50%**			**$ 26,810.86**
Bond Fee				**$ 5,764.34**
Proposed Change Order Amount				**$ 390,053.36**
Notes:				

Docusign Envelope ID: E1E72900-548F-4354-AEC8-3FA24E5178B7

United Rentals Backup
for
Unforseen Condition Line Item 5 -
Contaminated Water/Soil Remediation

EXHIBIT R-3

Please Remit Payment To:

Water Recovery, LLC
P.O. Box 745754
Atlanta, GA 30374-5754

IMPORTANT PAYMENT INFORMATION

****New address for payments only****
Please update your records accordingly.

Water Recovery
a MER company

Invoice

Bill to:	Job:
JB Coxwell Contracting 6741 Lloyd Rd W Jacksonville, FL 32254	

Invoice #: **145637** **Date:** **02/28/24**	Customer P.O. #:
Payment Terms: Net 30 Days	

Remarks: MULTI-MANIFEST INVOICE

Quantity	Description	Extension
Waste Disposal February 21-27, 2024		
JB022124-RN1		
6,000.00	Wastewater Disposal @ $0.18 Gal	1,080.00
1.00	Transportation Charge	350.00
0.08	Fuel Surcharge 8%	28.00
JB022124-RN2		
5,100.00	Wastewater Disposal @ $0.18 Gal	918.00
1.00	Transportation Charge	350.00
0.08	Fuel Surcharge 8%	28.00
JB022624-RN1		
6,200.00	Wastewater Disposal @ $0.18 Gal	1,116.00
1.00	Transportation Charge	350.00
0.08	Fuel Surcharge 8%	28.00
JB2-27-24-MA-1		
2,000.00	Wastewater Disposal @ $0.18 Gal	360.00
1.00	Transportation Charge	350.00
0.08	Fuel Surcharge 8%	28.00
	Subtotal:	**4,986.00**
	Total:	**4,986.00**

EXHIBIT R-3

NON-HAZARDOUS WASTE MANIFEST

1. Generator ID Number: NA
2. Page 1 of 1
3. Emergency Response Phone: (904) 475 9320
4. **Waste Tracking Number**: 022624.R01

GENERATOR

5. Generator's Name and Mailing Address: JB Coxwell Contracting, 151 Independent Dr Jacksonville FL 32250
Generator's Site Address (if different than mailing address)
Generator's Phone:

6. Transporter 1 Company Name
U.S. EPA ID Number

7. Transporter 2 Company Name: Water Recovery, LLC
U.S. EPA ID Number: FLR000069062

8. Designated Facility Name and Site Address: Water Recovery, LLC, 1819 Abert Street Jacksonville, FL 32202
U.S. EPA ID Number: FLR000069062
Facility's Phone: (904) 475-9320

	9. Waste Shipping Name and Description	10. Containers No.	10. Containers Type	11. Total Quantity	12. Unit Wt./Vol.
1.	Non-Hazardous Wastewater	1	11	6200	G
2.	2318				
3.	Profile- JAX-W-2445 99925000				
4.					

13. Special Handling Instructions and Additional Information
Arrive Site:
Depart Site:

14. GENERATOR'S/OFFEROR'S CERTIFICATION: I hereby declare that the contents of this consignment are fully and accurately described above by the proper shipping name, and are classified, packaged, marked and labeled/placarded, and are in all respects in proper condition for transport according to applicable international and national governmental regulations.

Generator's/Offeror's Printed/Typed Name | Signature | Month | Day | Year

INT'L

15. International Shipments ☐ Import to U.S. ☐ Export from U.S. Port of entry/exit:
Transporter Signature (for exports only): Date leaving U.S.:

TRANSPORTER

16. Transporter Acknowledgment of Receipt of Materials
Transporter 1 Printed/Typed Name | Signature | Month | Day | Year
Transporter 2 Printed/Typed Name | Signature | Month | Day | Year

DESIGNATED FACILITY

17. Discrepancy
17a. Discrepancy Indication Space ☐ Quantity ☐ Type ☐ Residue ☐ Partial Rejection ☐ Full Rejection
Manifest Reference Number:

17b. Alternate Facility (or Generator)
U.S. EPA ID Number
Facility's Phone:

17c. Signature of Alternate Facility (or Generator) | Month | Day | Year

18. Designated Facility Owner or Operator: Certification of receipt of materials covered by the manifest except as noted in Item 17a
Printed/Typed Name | Signature | Month | Day | Year

GENERATOR'S/SHIPPER'S INITIAL COPY

EXHIBIT R-3

NON-HAZARDOUS WASTE MANIFEST

1. Generator ID Number
2. Page 1 of 1
3. Emergency Response Phone (904) 05 [illegible]
4. **Waste Tracking Number** 2-27-24-NA-

GENERATOR

5. Generator's Name and Mailing Address
JB Cowell Contracting
151 Independent Dr Jacksonville FL 32250

Generator's Site Address (if different than mailing address)

Generator's Phone:

6. Transporter 1 Company Name

U.S. EPA ID Number

7. Transporter 2 Company Name Recovery, LLC

U.S. EPA ID Number FLR000069069

8. Designated Facility Name and Site Address
Water Recovery, LLC
1519 Albert Street Jacksonville, FL 32202
(904) 475-9320

U.S. EPA ID Number

Facility's Phone: FLR000069052

	9. Waste Shipping Name and Description	10. Containers No.	10. Containers Type	11. Total Quantity	12. Unit Wt./Vol.	
	1. Non-Hazardous Wastewater	x x1	TT	2000	G	
	2. 23B 99925000					
	3. Profile: JAX-W-2445					
	4.					

13. Special Handling Instructions and Additional Information
Depart Site:

14. GENERATOR'S/OFFEROR'S CERTIFICATION: I hereby declare that the contents of this consignment are fully and accurately described above by the proper shipping name, and are classified, packaged, marked and labeled/placarded, and are in all respects in proper condition for transport according to applicable international and national governmental regulations.

Generator's/Offeror's Printed/Typed Name X Todd Tyler | Signature X | Month 2 | Day 27 | Year 24

INT'L

15. International Shipments ☐ Import to U.S. ☐ Export from U.S. Port of entry/exit:
Transporter Signature (for exports only): Date leaving U.S.:

TRANSPORTER

16. Transporter Acknowledgment of Receipt of Materials

Transporter 1 Printed/Typed Name Mario Alonso | Signature | Month 2 | Day 27 | Year 24

Transporter 2 Printed/Typed Name | Signature | Month | Day | Year

DESIGNATED FACILITY

17. Discrepancy

17a. Discrepancy Indication Space ☐ Quantity ☐ Type ☐ Residue ☐ Partial Rejection ☐ Full Rejection

Manifest Reference Number:

17b. Alternate Facility (or Generator)

U.S. EPA ID Number

Facility's Phone:

17c. Signature of Alternate Facility (or Generator) | Month | Day | Year

18. Designated Facility Owner or Operator: Certification of receipt of materials covered by the manifest except as noted in Item 17a

Printed/Typed Name | Signature | Month | Day | Year

EXHIBIT R-3

2318 - 999 25000

Hauling water off site

NON-HAZARDOUS WASTE MANIFEST

1. Generator ID Number	2. Page 1 of	3. Emergency Response Phone	4. Waste Tracking Number
NA	1	(904) 475 9320	JB 022124 Rev2

5. Generator's Name and Mailing Address

JB Coxwell Contracting
151 Independent Dr Jacksonville FL 32250

Generator's Site Address (if different than mailing address)

Generator's Phone:

6. Transporter 1 Company Name

U.S. EPA ID Number

7. Transporter 2 Company Name Recovery, LLC

U.S. EPA ID Number FLR000069069

8. Designated Facility Name and Site Address

Water Recovery, LLC
1819 Albert Street Jacksonville, FL 32202
(904) 475-9320

U.S. EPA ID Number FLR000069062

Facility's Phone:

9. Waste Shipping Name and Description	10. Containers No.	10. Containers Type	11. Total Quantity	12. Unit Wt./Vol.
1. Non-Hazardous Wastewater	1	TK	5100	G
2.				
3. Profile: JAX-W-2445				
4. Per wet 12:25				

13. Special Handling Instructions and Additional Information

Arrive Site: 12:00
Depart Site: 12:25
Per wet

14. GENERATOR'S/OFFEROR'S CERTIFICATION: I hereby declare that the contents of this consignment are fully and accurately described above by the proper shipping name, and are classified, packaged, marked and labeled/placarded, and are in all respects in proper condition for transport according to applicable international and national governmental regulations.

Generator's/Offeror's Printed/Typed Name: Travis Dunn | Signature | Month 02 Day 21 Year 24

15. International Shipments ☐ Import to U.S. ☐ Export from U.S. Port of entry/exit:

Transporter Signature (for exports only): Date leaving U.S.:

16. Transporter Acknowledgment of Receipt of Materials

Transporter 1 Printed/Typed Name: Robert Nichols | Signature | Month 02 Day 21 Year 24

Transporter 2 Printed/Typed Name | Signature | Month | Day | Year

17. Discrepancy

17a. Discrepancy Indication Space ☐ Quantity ☐ Type ☐ Residue ☐ Partial Rejection ☐ Full Rejection

Manifest Reference Number:

17b. Alternate Facility (or Generator) | U.S. EPA ID Number

Facility's Phone:

17c. Signature of Alternate Facility (or Generator) | Month | Day | Year

18. Designated Facility Owner or Operator: Certification of receipt of materials covered by the manifest except as noted in Item 17a

Printed/Typed Name | Signature | Month | Day | Year

GENERATOR | INT'L | TRANSPORTER | DESIGNATED FACILITY

Docusign Envelope ID: E1E72900-548F-4354-AEC8-3FA24E5178B7

EXHIBIT R-3

NON-HAZARDOUS WASTE MANIFEST

1. Generator ID Number
2. Page 1 of 1
3. Emergency Response Phone (904) 475 9320
4. **Waste Tracking Number** 022124-RU1

GENERATOR

5. Generator's Name and Mailing Address
JB Cowell Contracting
151 Independent Dr Jacksonville FL 32250

Generator's Site Address (if different than mailing address)

Generator's Phone:

6. Transporter 1 Company Name

U.S. EPA ID Number

7. Transporter 2 Company Name Water Recovery, LLC

U.S. EPA ID Number FLR000069069

8. Designated Facility Name and Site Address
Water Recovery, LLC
1619 Abert Street Jacksonville, FL 32202
(904) 475-9320

U.S. EPA ID Number FLR000069062

Facility's Phone:

	9. Waste Shipping Name and Description	10. Containers No.	10. Containers Type	11. Total Quantity	12. Unit Wt./Vol.	
	1. Non-Hazardous Wastewater	1	tt	1000	G	
	2.					
	3.					
	4.					

13. Special Handling Instructions and Additional Information

14. **GENERATOR'S/OFFEROR'S CERTIFICATION:** I hereby declare that the contents of this consignment are fully and accurately described above by the proper shipping name, and are classified, packaged, marked and labeled/placarded, and are in all respects in proper condition for transport according to applicable international and national governmental regulations.

Generator's/Offeror's Printed/Typed Name | Signature | Month 2 | Day 21 | Year 24

INT'L

15. International Shipments ☐ Import to U.S. ☐ Export from U.S. Port of entry/exit:

Transporter Signature (for exports only): Date leaving U.S.:

TRANSPORTER

16. Transporter Acknowledgment of Receipt of Materials

Transporter 1 Printed/Typed Name | Signature | Month 2 | Day 21 | Year 24

Transporter 2 Printed/Typed Name | Signature | Month | Day | Year

DESIGNATED FACILITY

17. Discrepancy

17a. Discrepancy Indication Space ☐ Quantity ☐ Type ☐ Residue ☐ Partial Rejection ☐ Full Rejection

Manifest Reference Number:

17b. Alternate Facility (or Generator)

U.S. EPA ID Number

Facility's Phone:

17c. Signature of Alternate Facility (or Generator) | Month | Day | Year

18. Designated Facility Owner or Operator: Certification of receipt of materials covered by the manifest except as noted in Item 17a

Printed/Typed Name | Signature | Month | Day | Year

Docusign Envelope ID: E1E72900-548F-4354-AEC8-3FA24E5178B7

WRI Backup Invoices
for
Unforseen Condition Line Item 5 -
Contaminated Water/Soil Remediation

Docusign Envelope ID: E1E72900-548F-4354-AEC8-3FA24E5178B7

EXHIBIT R-3

4.1.991 1 MB 0.568 66361S21.p01 061016 2-2 0

United Rentals
FLUID SOLUTIONS
BRANCH I37
9428 FLORIDA MINING BLVD E
JACKSONVILLE FL 32257-1178
904-260-8351

RECEIVED
MAR 07 2024
J. B. Coxwell Contracting, Inc.

RENTAL RETURN INVOICE

230349931-001

Job Site
INDEPENDENT DR
INDEPENDENT DR
JACKSONVILLE FL 32202-5039

Office: 904-786-1120 **Job:** 904-294-2494

J.B. COXWELL CONTRACTING INC
6741 LLOYD RD W
JACKSONVILLE FL 32254-1249

Customer #	: 3023847
Invoice Date	: 02/27/24
Rental Out	: 02/15/24 02:00 PM
Rental In	: 02/27/24 10:38 AM
UR Job Loc	: INDEPENDENT DR JAX F
UR Job #	: 363
Customer Job ID:	
P.O. #	: NPOR
Ordered By	: SPUDDY DUGGER
Reserved By	: JOSEPH HOUDE
Salesperson	: JOSEPH HOUDE

Invoice Amount: $1,597.26

Terms: Due Upon Receipt
Payment options: Contact our credit office 212-333-6600 Ext. 84729
REMIT TO: UNITED RENTALS (NORTH AMERICA),INC.
PO BOX 100711
ATLANTA GA 30384-0711

RENTAL ITEMS:

Qty	Equipment	Description	Minimum	Day	Week	4 Week	Amount
1	11440831	TANK 6300 ROLLOFF VAPOR TIGHT POLY Make: PINNACLE Model: P150-R3AUR Serial: E783-1101 Substituted for: TANK 6300 GAL ROLLOFF POLY TANK LINED		75.00	525.00	2,100.00	900.00

Rental Subtotal: 900.00

SALES/MISCELLANEOUS ITEMS:

Qty	Item	Price	Unit of Measure	Extended Amt.
1	DELIVERY CHARGE	314.880	EACH	314.88
1	PICKUP CHARGE	314.880	EACH	314.88

Sales/Misc Subtotal: 629.76

Agreement Subtotal: 1,529.76
Tax: 67.50
Total: 1,597.26

COMMENTS/NOTES:

CONTACT: SPUDDY DUGGER
CELL#: 904-408-9612

Effective February 1, 2024 and where permitted by law, United Rentals may impose a surcharge of 2.0% for credit card payments on charge accounts. This surcharge is not greater than our merchant discount rate for credit card transactions and is subject to sales tax.

NOTICE: This invoice is subject to the terms and conditions of the Rental and Service Agreement, which are available at https://www.unitedrentals.com/legal/rental-service-terms-US and which are incorporated herein by reference. A COPY OF THE RENTAL AND SERVICE AGREEMENT TERMS ARE AVAILABLE IN PAPER FORM UPON REQUEST.

Docusign Envelope ID: E1E72900-548F-4354-AEC8-3FA24E5178B7

United Rentals
FLUID SOLUTIONS
BRANCH 137
9428 FLORIDA MINING BLVD E
JACKSONVILLE FL 32257-1178
904-260-8351

RENTAL AND SERVICE AGREEMENT

230349931

Customer #	: 3023847
Agreement Date	: 02/15/24
Rental Out	: 02/15/24 02:00 PM
Scheduled In	: 03/14/24 02:00 PM
UR Job Loc	: INDEPENDENT DR JAX F
UR Job #	: 363
Customer Job ID:	
P.O. #	: NPOR
Ordered By	: SPUDDY DUGGER
Reserved By	: JOSEPH HOUDE
Salesperson	: JOSEPH HOUDE

This is not an invoice
Please do not pay from this document

Job site

INDEPENDENT DR
INDEPENDENT DR
JACKSONVILLE FL 32202-5039

Office: 904-786-1120 **Job:** 904-294-2494

J.B. COXWELL CONTRACTING INC
6741 LLOYD RD W
JACKSONVILLE FL 32254-1249

2318-99925000
WATER TANK

RENTAL ITEMS:

Qty	Equipment	Description	Minimum	Day	Week	4 Week	Estimated Amt.
1	11440831	TANK 6300 ROLLOFF VAPOR TIGHT POLY Make: PINNACLE Model: P150-R3AUR Serial: E783-1101 Substituted for: TANK 6300 GAL ROLLOFF POLY TANK LINED		75.00	525.00	2,100.00	2,100.00

****
PICK-UP AND RETURN LOCATION FOR THIS RENTAL IS AT
6743 GREENLAND INDUSTRIAL BLVD. JACKSONVILLE, FL 32257
****
A $750 MINIMUM CLEANING CHARGE WILL APPLY
IF TANK IS NOT CLEAN UPON RETURN

Rental Subtotal: 2,100.00

SALES/MISCELLANEOUS ITEMS:

Qty	Item	Price	Unit of Measure	Extended Amt.
1	DELIVERY CHARGE	314.880	EACH	314.88

Sales/Misc Subtotal: 314.88

Agreement Subtotal: 2,414.88
Tax: 157.50
Estimated Total: 2,572.38

COPY

COMMENTS/NOTES:

CONTACT: SPUDDY DUGGER
CELL#: 904-408-9612

A CLEANING CHARGE WILL APPLY TO EQUIPMENT RETURNED WITH EXCESSIVE DIRT, CONCRETE, AND/OR PAINT. CUSTOMER IS RESPONSIBLE FOR ALL DAMAGE INCLUDING TIRES. THERE WILL BE AN ADDITIONAL CHARGE FOR MISSING KEYS. A REFUELING SERVICE CHARGE WILL BE APPLIED TO ALL UNITS NOT RETURNED FULL OF FUEL
SEE BELOW FOR EXPLANATION OF REFUELING SERVICE CHARGE
CUSTOMER HAS RECEIVED THE MANUFACTURER'S TABULATED DATA FOR SHORING EQUIPMENT RECEIVED
* * * * * * * * * * * *

OPTIONAL RENTAL PROTECTION PLAN: *THE RENTAL PROTECTION PLAN IS NOT INSURANCE.* The Rental Protection Plan is only available to direct commercial customers. Upon accepting the optional Rental Protection Plan, Customer agrees to pay a charge equal to 15% of the rental charges on the Equipment Customer wants covered by the Rental Protection Plan. In return, United agrees to waive certain claims for accidental damages to or theft of such covered Equipment occurring during normal and careful use. Customer remains liable for all other damages as set forth in the Rental and Service Terms.
NOTICE FOR RENTAL OF A MOTOR VEHICLE: THIS CONTRACT OFFERS, FOR AN ADDITIONAL CHARGE, A DAMAGE WAIVER (or "Rental Protection Plan") TO LIMIT CUSTOMER'S FINANCIAL RESPONSIBILITY FOR DAMAGE TO, OR THEFT OF, THE MOTOR VEHICLE. BEFORE DECIDING WHETHER TO PURCHASE THE DAMAGE WAIVER, CUSTOMER MAY WISH TO DETERMINE WHETHER CUSTOMER'S OWN INSURANCE GIVES CUSTOMER COVERAGE. THE PURCHASE OF THIS DAMAGE WAIVER IS NOT MANDATORY, AND MAY BE WAIVED OR DECLINED BY CUSTOMER.
A CLEANING CHARGE: WILL APPLY TO EQUIPMENT RETURNED WITH EXCESSIVE DIRT, CONCRETE, AND/OR PAINT. CUSTOMER IS RESPONSIBLE FOR ALL DAMAGE. THERE WILL BE AN ADDITIONAL CHARGE FOR MISSING KEYS AND TOLL TRANSPONDERS.
REFUELING SERVICE CHARGE: Customer is required to return the Equipment with a full tank of fuel. If Customer returns the Equipment with less than a full tank of fuel, Customer agrees to pay a Refueling Service Charge at the per gallon rate applicable at the time Customer returns the Equipment. (The current rate is available from the Store Location; but, the final rate may differ based on market conditions at the time of return). For additional information, see the Rental and Service Terms.
ENVIRONMENTAL SERVICE CHARGE: Due to the hazardous nature of some waste and other products, to comply with federal and state environmental regulations, and to promote a clean environment, United charges an Environmental Service Charge for certain rentals. The Environmental Service Charge is not a government-mandated charge, is not designated for any particular use, and is used at United's discretion. The Environmental Service Charge is 2.00% of the rental charge and will not exceed $99. Customer acknowledges the items indicated above are subject to the Environmental Service Charge and Customer agrees to pay that Charge.
DELIVERY: If Customer chooses to have United deliver and pick up the Equipment, Customer agrees to pay a Delivery and Pickup Service Charge.
READ BEFORE SIGNING: By signing below, Customer: (i) agrees that Customer has received, read and agreed to the Rental and Service Terms and the optional Rental Protection Plan ("RPP") Terms (if the RPP is applicable) in effect as of the latest date below, both of which are amended from time to time and posted online at https://www.unitedrentals.com/legal/rental-service-terms-US and https://www.unitedrentals.com/legal/rpp-US, respectively, and are incorporated by reference into this Agreement; (ii) authorizes United Rentals to charge the payment method provided per the above-referenced terms; and (iii) acknowledges that the Equipment is in the condition as stated on the condition report(s). It is Customer's responsibility to review these terms and conditions from time to time for updates and changes. By agreeing to the Terms, you agree (1) to indemnify United for losses relating to his transaction; (2) that United's liabilities are limited, and (3) that United makes no warranties as the equipment's merchantability, quality or fitness for a particular purpose; as well as other Terms affecting your rights.

X

CUSTOMER SIGNATURE DATE | CUSTOMER NAME PRINTED | UNITED RENTALS REPRESENTATIVE/DELIVERED BY DATE

S.K 2-15-24

NOTICE: By accepting delivery of the Equipment listed above or making payment(s) to United for the Equipment listed above, Customer agrees to be bound by the Rental and Service Terms at the referenced URLs, even if the Rental and Service Agreement has not been fully executed. COPIES OF THE RENTAL AND SERVICE TERMS AND, IF APPLICABLE, THE RPP ARE AVAILABLE IN PAPER FORM UPON REQUEST. The Rental and Service Terms are posted online in Spanish at https://www.unitedrentals.com/legal/rental-service-terms-us-sp Los términos del alquiler y del servicio están publicadas en línea en español en https://www.unitedrentals.com/legal/rental-service-terms-us-sp

Docusign Envelope ID: E1E72900-548F-4354-AEC8-3FA24E5178B7

EXHIBIT R-3

United Rentals

FLUID SOLUTIONS
BRANCH I37
9428 FLORIDA MINING BLVD E
JACKSONVILLE FL 32257-1178
904-260-8351

RECEIVED
MAR 07 2024
J. B. Coxwell Contracting, Inc.

RENTAL RETURN INVOICE

230256545-001

Customer #	: 3023847
Invoice Date	: 02/27/24
Rental Out	: 02/13/24 01:00 PM
Rental In	: 02/26/24 11:14 AM
UR Job Loc	: INDEPENDENT DR JAX F
UR Job #	: 363
Customer Job ID:	
P.O. #	: NPOR
Ordered By	: SPUDDY DUGGER
Reserved By	: JOSEPH HOUDE
Salesperson	: JOSEPH HOUDE

Job Site
INDEPENDENT DR
INDEPENDENT DR
JACKSONVILLE FL 32202-5039

Office: 904-786-1120 **Job:** 904-294-2494

4.1.991 1 MB 0.568 66361S21.p01 061016 1-2 0

J.B. COXWELL CONTRACTING INC
6741 LLOYD RD W
JACKSONVILLE FL 32254-1249

Invoice Amount: $1,698.13

Terms: Due Upon Receipt
Payment options: Contact our credit office 212-333-6600 Ext. 84729
REMIT TO: UNITED RENTALS (NORTH AMERICA),INC.
PO BOX 100711
ATLANTA GA 30384-0711

RENTAL ITEMS:

Qty	Equipment	Description	Minimum	Day	Week	4 Week	Amount
1	11409775	TANK 6300 ROLLOFF VAPOR TIGHT POLY Make: PINNACLE Model: P150-R3AUR Serial: E766 Substituted for: TANK 6300 GAL ROLLOFF POLY TANK LINED		75.00	525.00	2,100.00	975.00

Rental Subtotal: 975.00

SALES/MISCELLANEOUS ITEMS:

Qty	Item	Price	Unit of Measure	Extended Amt.
1	DELIVERY CHARGE	325.000	EACH	325.00
1	PICKUP CHARGE	325.000	EACH	325.00

Sales/Misc Subtotal: 650.00

Agreement Subtotal: 1,625.00
Tax: 73.13
Total: 1,698.13

COMMENTS/NOTES:

CONTACT: SPUDDY DUGGER
CELL#: 904-408-9612
SEND ROLLBACK FOR PICKUP, VERY TIGHT SPACE

Effective February 1, 2024 and where permitted by law, United Rentals may impose a surcharge of 2.0% for credit card payments on charge accounts. This surcharge is not greater than our merchant discount rate for credit card transactions and is subject to sales tax.

NOTICE: This invoice is subject to the terms and conditions of the Rental and Service Agreement, which are available at https://www.unitedrentals.com/legal/rental-service-terms-US and which are incorporated herein by reference. A COPY OF THE RENTAL AND SERVICE AGREEMENT TERMS ARE AVAILABLE IN PAPER FORM UPON REQUEST.

Docusign Envelope ID: E1E72900-548F-4354-AEC8-3FA24E5178B7

EXHIBIT R3

United Rentals
FLUID SOLUTIONS
BRANCH I37
9428 FLORIDA MINING BLVD E
JACKSONVILLE FL 32257-1178
904-260-8351

RENTAL AND SERVICE AGREEMENT

230256545

Customer #	: 3023847
Agreement Date	: 02/13/24
Rental Out	: 02/13/24 01:00 PM
Scheduled In	: 03/12/24 01:00 PM
UR Job Loc	: INDEPENDENT DR JAX F
UR Job #	: 363
Customer Job ID	:
P.O. #	: NPOR
Ordered By	: SPUDDY DUGGER
Reserved By	: JOSEPH HOUDE
Salesperson	: JOSEPH HOUDE

Job site

INDEPENDENT DR
INDEPENDENT DR
JACKSONVILLE FL 32202-5039

Office: 904-786-1120 **Job:** 904-294-2494

J.B. COXWELL CONTRACTING INC
6741 LLOYD RD W
JACKSONVILLE FL 32254-1249

This is not an invoice
Please do not pay from this document

RENTAL ITEMS:

Qty	Equipment	Description	Minimum	Day	Week	4 Week	Estimated Amt.
1	11409775	TANK 6300 ROLLOFF VAPOR TIGHT POLY Make: PINNACLE Model: P150-R3AUR Serial: E766 Substituted for: TANK 6300 GAL ROLLOFF POLY TANK LINED		75.00	525.00	2,100.00	2,100.00

****
PICK-UP AND RETURN LOCATION FOR THIS RENTAL IS AT
6743 GREENLAND INDUSTRIAL BLVD. JACKSONVILLE, FL 32257
****
A $750 MINIMUM CLEANING CHARGE WILL APPLY
IF TANK IS NOT CLEAN UPON RETURN

Rental Subtotal: 2,100.00

SALES/MISCELLANEOUS ITEMS:

Qty	Item	Price	Unit of Measure	Extended Amt.
1	DELIVERY CHARGE	325.000	EACH	325.00

Sales/Misc Subtotal: 325.00

2318-99925000
TANKS

Agreement Subtotal:	2,425.00
Tax:	157.50
Estimated Total:	2,582.50

COMMENTS/NOTES:

CONTACT: SPUDDY DUGGER
CELL#: 904-408-9612

A CLEANING CHARGE WILL APPLY TO EQUIPMENT RETURNED WITH EXCESSIVE DIRT, CONCRETE, AND/OR PAINT. CUSTOMER IS RESPONSIBLE FOR ALL DAMAGE INCLUDING TIRES. THERE WILL BE AN ADDITIONAL CHARGE FOR MISSING KEYS. A REFUELING SERVICE CHARGE WILL BE APPLIED TO ALL UNITS NOT RETURNED FULL OF FUEL
SEE BELOW FOR EXPLANATION OF REFUELING SERVICE CHARGE
CUSTOMER HAS RECEIVED THE MANUFACTURER'S TABULATED DATA FOR SHORING EQUIPMENT RECEIVED
* * * * * * * * * * * *

OPTIONAL RENTAL PROTECTION PLAN: *THE RENTAL PROTECTION PLAN IS NOT INSURANCE.* The Rental Protection Plan is only available to direct commercial customers. Upon accepting the optional Rental Protection Plan, Customer agrees to pay a charge equal to 15% of the rental charges on the Equipment Customer wants covered by the Rental Protection Plan. In return, United agrees to waive certain claims for accidental damages to or theft of such covered Equipment occurring during normal and careful use. Customer remains liable for all other damages as set forth in the Rental and Service Terms.
NOTICE FOR RENTAL OF A MOTOR VEHICLE: THIS CONTRACT OFFERS, FOR AN ADDITIONAL CHARGE, A DAMAGE WAIVER (or "Rental Protection Plan") TO LIMIT CUSTOMER'S FINANCIAL RESPONSIBILITY FOR DAMAGE TO, OR THEFT OF, THE MOTOR VEHICLE. BEFORE DECIDING WHETHER TO PURCHASE THE DAMAGE WAIVER, CUSTOMER MAY WISH TO DETERMINE WHETHER CUSTOMER'S OWN INSURANCE GIVES CUSTOMER COVERAGE. THE PURCHASE OF THIS DAMAGE WAIVER IS NOT MANDATORY, AND MAY BE WAIVED OR DECLINED BY CUSTOMER.
A CLEANING CHARGE: WILL APPLY TO EQUIPMENT RETURNED WITH EXCESSIVE DIRT, CONCRETE, AND/OR PAINT. CUSTOMER IS RESPONSIBLE FOR ALL DAMAGE. THERE WILL BE AN ADDITIONAL CHARGE FOR MISSING KEYS AND TOLL TRANSPONDERS.
REFUELING SERVICE CHARGE: Customer is required to return the Equipment with a full tank of fuel. If Customer returns the Equipment with less than a full tank of fuel, Customer agrees to pay a Refueling Service Charge at the per gallon rate applicable at the time Customer returns the Equipment. (The current rate is available from the Store Location; but, the final rate may differ based on market conditions at the time of return). For additional information, see the Rental and Service Terms.
ENVIRONMENTAL SERVICE CHARGE: Due to the hazardous nature of some waste and other products, to comply with federal and state environmental regulations, and to promote a clean environment, United charges an Environmental Service Charge for certain rentals. The Environmental Service Charge is not a government-mandated charge, is not designated for any particular use, and is used at United's discretion. The Environmental Service Charge is 2.00% of the rental charge and will not exceed $99. Customer acknowledges the items indicated above are subject to the Environmental Service Charge and Customer agrees to pay that Charge.
DELIVERY: If Customer chooses to have United deliver and pick up the Equipment, Customer agrees to pay a Delivery and Pickup Service Charge.
READ BEFORE SIGNING: By signing below, Customer: (i) agrees that Customer has received, read and agreed to the Rental and Service Terms and the optional Rental Protection Plan ("RPP") Terms (if the RPP is applicable) in effect as of the latest date below, both of which are amended from time to time and posted online at https://www.unitedrentals.com/legal/rental-service-terms-US and https://www.unitedrentals.com/legal/rpp-US, respectively, and are incorporated by reference into this Agreement; (ii) authorizes United Rentals to charge the payment method provided per the above-referenced terms; and (iii) acknowledges that the Equipment is in the condition as stated on the condition report(s). It is Customer's responsibility to review these terms and conditions from time to time for updates and changes. By agreeing to the Terms, you agree (1) to indemnify United for losses relating to his transaction; (2) that United's liabilities are limited, and (3) that United makes no warranties as the equipment's merchantability, quality or fitness for a particular purpose; as well as other Terms affecting your rights.

X

CUSTOMER SIGNATURE DATE | CUSTOMER NAME PRINTED | UNITED RENTALS REPRESENTATIVE/DELIVERED BY DATE

NOTICE: By accepting delivery of the Equipment listed above or making payment(s) to United for the Equipment listed above, Customer agrees to be bound by the Rental and Service Terms at the referenced URLs, even if the Rental and Service Agreement has not been fully executed. COPIES OF THE RENTAL AND SERVICE TERMS AND, IF APPLICABLE, THE RPP ARE AVAILABLE IN PAPER FORM UPON REQUEST. The Rental and Service Terms are posted online in Spanish at https://www.unitedrentals.com/legal/rental-service-terms-us-sp Los términos del alquiler y del servicio están publicadas en línea en español en https://www.unitedrentals.com/legal/rental-service-terms-us-sp

Docusign Envelope ID: E1E72900-548F-4354-AEC8-3FA24E5178B7

EXHIBIT R-3

United Rentals
FLUID SOLUTIONS
BRANCH 137
9428 FLORIDA MINING BLVD E
JACKSONVILLE FL 32257-1178
904-260-8351

RECEIVED
APR 29 2024
J.B. Coxwell Contracting, Inc.

SALE AGREEMENT/INVOICE
232820931-001

Job Site
INDEPENDENT DR
INDEPENDENT DR
JACKSONVILLE FL 32202-5039

Office: 904-786-1120 **Job:** 904-294-2494

3.1.872 1 MB 0.568 39298S21.p01 175314 1-3 0

J.B. COXWELL CONTRACTING INC
6741 LLOYD RD W
JACKSONVILLE FL 32254-1249

Customer # : 3023847
Invoice Date : 04/18/24 02:34 PM

UR Job Loc : INDEPENDENT DR JAX F
UR Job # : 363
Customer Job ID:
P.O. # : NPOR
Ordered By : SPUDDY DUGGER
Written By : TRISHA MCCONNELL
Salesperson : HOUSE ACCOUNT

Invoice Amount: $1,021.25

Terms: Due Upon Receipt
Payment options: Contact our credit office 212-333-6600 Ext. 8
REMIT TO: UNITED RENTALS (NORTH AMERICA),INC.
PO BOX 100711
ATLANTA GA 30384-0711

Qty	Item number	Stock class	Unit of Measure	Price	Amount
1	CLEANING CHARGE CLEAN CHARGE CLEANING CHARGE FOR 6300 POLY TANK # 11440831 CONTRACT # 230349931 SHIP TO: INDEPENDENT DR INDEPENDENT DR JACKSONVILLE FL 32202-5039	MCI	EACH	950.000	950.00

Sub-total:	950.00
Tax:	71.25
Total:	1021.25

WHERE PERMITTED BY LAW, UNITED RENTALS MAY IMPOSE A SURCHARGE OF 2.0% FOR CREDIT CARD PAYMENTS ON CHARGE ACCOUNTS. THIS SURCHARGE IS NOT GREATER THAN OUR MERCHANT DISCOUNT RATE FOR CREDIT CARD TRANSACTIONS AND IS SUBJECT TO SALES TAX .

READ BEFORE SIGNING: THIS DOCUMENT IS SUBJECT TO THE TERMS AND CONDITIONS OF THE SALE AGREEMENT/INVOICE WHICH ARE AMENDED FROM TIME TO TIME AND POSTED ONLINE AT https://www.unitedrentals.com/legal/sale-agreement AND INCORPORATED HEREIN BY REFERENCE. BY SIGNING BELOW CUSTOMER (1) ACKNOWLEDGES THAT IT HAS READ AND AGREED TO THE SALEAGREEMENT/INVOICE TERMS, (2) ACKNOWLEDGES RECEIPT OF THE EQUIPMENT IN GOOD WORKING ORDER, AND (3) IS FULLY FAMILIAR WITH THE OPERATION AND USE OF THE EQUIPMENT.

X

CUSTOMER SIGNATURE DATE | CUSTOMER NAME PRINTED | UNITED RENTALS REPRESENTATIVE/DELIVERED BY DATE

A PAPER COPY OF THE SALE AGREEMENT/INVOICE TERMS IS AVAILABLE UPON REQUEST.

Docusign Envelope ID: E1E72900-548F-4354-AEC8-3FA24E5178B7

Legacy Testing Backup Invoices for Unforseen Condition Line Item 5 - Contaminated Water/Soil Remediation

Docusign Envelope ID: E1E72900-548F-4354-AEC8-3FA24E5178B7

EXHIBIT R-3

LEGACY ENGINEERING

INVOICE

Invoice Date: 04/03/2024
Invoice No: 24-3-000689

RECEIVED
APR - 3 2024
J. B. Coxwell Contracting, Inc.

6415 Greenland Road
Jacksonville, FL 32258
(904) 721-1100

Client Address: J. B. Coxwell Contracting, Inc.
6741 Lloyd Road West
Jacksonville, FL. 32254-1249 USA

Project No: 23-2998
Project Desc.: Independent Dr

========== Invoice Summary by Billing Description ==========

		Unit Rate	Qty	Extension
2318-03	Chemical Testing of Soils and Water (TCLP)	$1,450.00	1.00	$1,450.00
2318-03	Water and Soil Sampling	$90.00	2.00	$180.00
			Total for this Invoice:	**$1,630.00**

========== Invoice Detail by Report ==========

Report No.	Sampled	Qty	Billing Description	Unit Type	Unit Rate	Extension
012	*03/06/2024*	*1.00*	*Chemical Testing of Soils and Water (TCLP)*	*Lump Sum*	*$1,450.00*	*$1,450.00*
012	*03/06/2024*	*2.00*	*Water and Soil Sampling*	*Per Hour*	*$90.00*	*$180.00*
	Client PO Nbr: 2318-03				*Report Number 012 for a Subtotal of:*	*$1,630.00*
					Soil and Water Samples for TCLP Testing	
					Total for this Invoice:	***$1,630.00***

REMIT TO: Legacy Engineering, Inc.
Attn: Accounts Receivable
6415 Greenland Road
Jacksonville, FL 32258

Due Upon Receipt
To Pay Online:
www.legacyengineering.com
Click Pay a Bill

Past Due Balances Subject To 1.5% Service Charge Per Month | Please Reference Invoice # With Payment
****PLEASE NOTE OUR NEW ADDRESS****

Docusign Envelope ID: E1E72900-548F-4354-AEC8-3FA24E5178B7

Ferguson Pipe Backup Invoices for Unforseen Condition Line Item 2 - Storm Drainage Revisions

Docusign Envelope ID: E1E72900-548F-4354-AEC8-3FA24E5178B7

EXHIBIT R-3

FERGUSON®
WATERWORKS
9692 FLORIDA MINING BLVD W
BUILDING #100
JACKSONVILLE, FL 32257

Please contact with Questions: 904-268-2551

INVOICE NUMBER	TOTAL DUE	CUSTOMER	PAGE
2068849	$2,967.00	37090	1 of 1

PLEASE REFER TO INVOICE NUMBER WHEN MAKING PAYMENT AND REMIT TO:

FEL-JACKSONVILLE WW -#149
PO BOX 100286
ATLANTA, GA 30384-0286

MASTER ACCOUNT NUMBER: 172569

SHIP TO:

JB COXWELL CONTRACTING
2017 INDEPENDENT DRIVE
JACKSONVILLE, FL 32202

J B COXWELL CONTRACTING INC
6741 LLOYD ROAD WEST
JACKSONVILLE, FL 32254-1249

SHIP WHSE.	SELL WHSE.	TAX CODE	CUSTOMER ORDER NUMBER	SALESMAN	JOB NAME	INVOICE DATE	BATCH
149	149	FL2DUV	2318	219	2318	03/01/24	IO 112403

ORDERED	SHIPPED	ITEM NUMBER	DESCRIPTION	UNIT PRICE	UM	AMOUNT
40	40	AFT350P12	12 CL350 CL DI FASTITE PIPE	69.000	FT	2760.00
			INVOICE SUB-TOTAL			**2760.00**
			TAX	Duval		**207.00**

****

LEAD LAW WARNING: IT IS ILLEGAL TO INSTALL PRODUCTS THAT ARE NOT "LEAD FREE" IN ACCORDANCE WITH US FEDERAL OR OTHER APPLICABLE LAW IN POTABLE WATER SYSTEMS ANTICIPATED FOR HUMAN CONSUMPTION. PRODUCTS WITH *NP IN THE DESCRIPTION ARE NOT LEAD FREE AND CAN ONLY BE INSTALLED IN NON-POTABLE APPLICATIONS. BUYER IS SOLELY RESPONSIBLE FOR PRODUCT SELECTION.

No Delivery Ticket
Received From Field

Looking for a more convenient way to pay your bill?

Log in to **Ferguson.com** and request access to Online Bill Pay.

TERMS: **NET 10TH PROX** **ORIGINAL INVOICE** **TOTAL DUE** **$2,967.00**

All past due amounts are subject to a service charge of 1.5% per month, or the maximum allowed by law, if lower. If Buyer fails to pay within terms, then in addition to other remedies, Buyer agrees to pay Seller all costs of collection, including reasonable attorney fees. Complete terms and conditions are available upon request or at https://www.ferguson.com/content/website-info/terms-of-sale, incorporated by reference. Seller may convert checks to ACH.

EXHIBIT R-3

FERGUSON®
WATERWORKS
9692 FLORIDA MINING BLVD W
BUILDING #100
JACKSONVILLE, FL 32257

Please contact with Questions: 904-268-2551

INVOICE NUMBER	TOTAL DUE	CUSTOMER	PAGE
2048552	$10,969.89	37090	1 of 1

PLEASE REFER TO INVOICE NUMBER WHEN MAKING PAYMENT AND REMIT TO:

FEL-JACKSONVILLE WW -#149
PO BOX 100286
ATLANTA, GA 30384-0286

RECEIVED
DEC - 5 2023
J. B. Coxwell Contracting, Inc.

MASTER ACCOUNT NUMBER: 172569

E0083X I0116 D12122109032 S2 P10018132 0001:0001

J B COXWELL CONTRACTING INC
6741 LLOYD ROAD WEST
JACKSONVILLE, FL 32254-1249

SHIP TO:

J B COXWELL CONTRACTING INC
2017 INDEPENDENT DRIVE
JACKSONVILLE, FL 32202

SHIP WHSE.	SELL WHSE.	TAX CODE	CUSTOMER ORDER NUMBER	SALESMAN	JOB NAME	INVOICE DATE	BATCH
149	149	FL2DUV	2318-03	219	2318-03	11/28/23	IO 111542

ORDERED	SHIPPED	ITEM NUMBER	DESCRIPTION	UNIT PRICE	UM	AMOUNT
80	80	A12650020IBPL	12X20 HP N12 DW GRAY SLD PL PIPE	17.110	FT	1368.80
80	80	A15650020IBPL	15X20 HP N12 DW GRAY SLD PL PIPE	20.880	FT	1670.40
140	140	A18650020IBPL	18X20 HP N12 DW GRAY SLD PL PIPE	24.850	FT	3479.00
40	40	AFT350PP412	12 CL350 P-401 DI FASTITE PIPE	94.000	FT	3760.00
			INVOICE SUB-TOTAL			**10278.20**
			TAX	Duval		**691.69**

****

LEAD LAW WARNING: IT IS ILLEGAL TO INSTALL PRODUCTS THAT ARE NOT "LEAD FREE" IN ACCORDANCE WITH US FEDERAL OR OTHER APPLICABLE LAW IN POTABLE WATER SYSTEMS ANTICIPATED FOR HUMAN CONSUMPTION. PRODUCTS WITH *NP IN THE DESCRIPTION ARE NOT LEAD FREE AND CAN ONLY BE INSTALLED IN NON-POTABLE APPLICATIONS. BUYER IS SOLELY RESPONSIBLE FOR PRODUCT SELECTION.

Looking for a more convenient way to pay your bill?

Log in to **Ferguson.com** and request access to Online Bill Pay.

TERMS: **NET 10TH PROX** **ORIGINAL INVOICE** **TOTAL DUE** **$10,969.89**

All past due amounts are subject to a service charge of 1.5% per month, or the maximum allowed by law, if lower. If Buyer fails to pay within terms, then in addition to other remedies, Buyer agrees to pay Seller all costs of collection, including reasonable attorney fees. Complete terms and conditions are available upon request or at https://www.ferguson.com/content/website-info/terms-of-sale, incorporated by reference. Seller may convert checks to ACH.

EXHIBIT R-3

FERGUSON®
WATERWORKS
9692 FLORIDA MINING BLVD W
BUILDING #100
JACKSONVILLE, FL 32257

Please contact with Questions: 904-268-2551

INVOICE NUMBER	TOTAL DUE	CUSTOMER	PAGE
2056987	$2,967.00	37090	1 of 1

PLEASE REFER TO INVOICE NUMBER WHEN MAKING PAYMENT AND REMIT TO:

FEL-JACKSONVILLE WW -#149
PO BOX 100286
ATLANTA, GA 30384-0286

MASTER ACCOUNT NUMBER: 172569

SHIP TO:

J B COXWELL CONTRACTING INC
2017 INDEPENDENT DRIVE
JACKSONVILLE, FL 32202

J B COXWELL CONTRACTING INC
6741 LLOYD ROAD WEST
JACKSONVILLE, FL 32254-1249

SHIP WHSE.	SELL WHSE.	TAX CODE	CUSTOMER ORDER NUMBER	SALESMAN	JOB NAME	INVOICE DATE	BATCH
149	149	FL2DUV	2318	219	2318	01/10/24	IO 111902

ORDERED	SHIPPED	ITEM NUMBER	DESCRIPTION	UNIT PRICE	UM	AMOUNT
40	40	AFT350P12	12 CL350 CL DI FASTITE PIPE	69.000	FT	2760.00
			INVOICE SUB-TOTAL			**2760.00**
			TAX	Duval		**207.00**

****

LEAD LAW WARNING: IT IS ILLEGAL TO INSTALL PRODUCTS THAT ARE NOT "LEAD FREE" IN ACCORDANCE WITH US FEDERAL OR OTHER APPLICABLE LAW IN POTABLE WATER SYSTEMS ANTICIPATED FOR HUMAN CONSUMPTION. PRODUCTS WITH *NP IN THE DESCRIPTION ARE NOT LEAD FREE AND CAN ONLY BE INSTALLED IN NON-POTABLE APPLICATIONS. BUYER IS SOLELY RESPONSIBLE FOR PRODUCT SELECTION.

Looking for a more convenient way to pay your bill?

Log in to **Ferguson.com** and request access to Online Bill Pay.

TERMS: **NET 10TH PROX** **ORIGINAL INVOICE** **TOTAL DUE** **$2,967.00**

All past due amounts are subject to a service charge of 1.5% per month, or the maximum allowed by law, if lower. If Buyer fails to pay within terms, then in addition to other remedies, Buyer agrees to pay Seller all costs of collection, including reasonable attorney fees. Complete terms and conditions are available upon request or at https://www.ferguson.com/content/website-info/terms-of-sale, incorporated by reference. Seller may convert checks to ACH.

Docusign Envelope ID: E1E72900-548F-4354-AEC8-3FA24E5178B7

EXHIBIT R-3

FERGUSON®
WATERWORKS
9692 FLORIDA MINING BLVD W
BUILDING #100
JACKSONVILLE, FL 32257

Please contact with Questions: 904-268-2551

INVOICE NUMBER	TOTAL DUE	CUSTOMER	PAGE
2061627	$6,644.41	37090	1 of 1

PLEASE REFER TO INVOICE NUMBER WHEN MAKING PAYMENT AND REMIT TO:

FEL-JACKSONVILLE WW -#149
PO BOX 100286
ATLANTA, GA 30384-0286

MASTER ACCOUNT NUMBER: 172569

SHIP TO:

J B COXWELL CONTRACTING INC
2017 INDEPENDENT DRIVE
JACKSONVILLE, FL 32202

J B COXWELL CONTRACTING INC
6741 LLOYD ROAD WEST
JACKSONVILLE, FL 32254-1249

SHIP WHSE.	SELL WHSE.	TAX CODE	CUSTOMER ORDER NUMBER	SALESMAN	JOB NAME	INVOICE DATE	BATCH
149	149	FL2DUV	2318	219	2318	02/02/24	IO 112140

ORDERED	SHIPPED	ITEM NUMBER	DESCRIPTION	UNIT PRICE	UM	AMOUNT
4	4	MUL043509	12 PVC SWR GXG 45 BEND	265.000	EA	1060.00
4	4	MUL043219	12 PVC SWR GXG 90 BEND	345.000	EA	1380.00
2	2	MUL143631	12 PVC SWR GXG REP COUP MLD	166.000	EA	332.00
40	40	AFT350P12	12 CL350 CL DI FASTITE PIPE	69.000	FT	2760.00
28	28	SDR35P1214	12X14 SDR35 PVC GJ SWR PIPE	23.770	FT	665.56
			INVOICE SUB-TOTAL			**6197.56**
			TAX	Duval		**446.85**

****
LEAD LAW WARNING: IT IS ILLEGAL TO INSTALL PRODUCTS THAT ARE NOT "LEAD FREE" IN ACCORDANCE WITH US FEDERAL OR OTHER APPLICABLE LAW IN POTABLE WATER SYSTEMS ANTICIPATED FOR HUMAN CONSUMPTION. PRODUCTS WITH *NP IN THE DESCRIPTION ARE NOT LEAD FREE AND CAN ONLY BE INSTALLED IN NON-POTABLE APPLICATIONS. BUYER IS SOLELY RESPONSIBLE FOR PRODUCT SELECTION.

Looking for a more convenient way to pay your bill?

Log in to **Ferguson.com** and request access to Online Bill Pay.

TERMS: **NET 10TH PROX** **ORIGINAL INVOICE** **TOTAL DUE** **$6,644.41**

All past due amounts are subject to a service charge of 1.5% per month, or the maximum allowed by law, if lower. If Buyer fails to pay within terms, then in addition to other remedies, Buyer agrees to pay Seller all costs of collection, including reasonable attorney fees. Complete terms and conditions are available upon request or at https://www.ferguson.com/content/website-info/terms-of-sale, incorporated by reference. Seller may convert checks to ACH.

Docusign Envelope ID: E1E72900-548F-4354-AEC8-3FA24E5178B7

EXHIBIT R-3

FERGUSON WATERWORKS

FERGUSON WATERWORKS-JAX #149
9692 FLORIDA MINING BLVD W
BUILDING #100
JACKSONVILLE, FL 32257
PH: 904-268-2551 FAX: 904-268-2053

ACCEPT B/O = Y
SHOWROOM = N
SOURCE = COPY
IB FRT = N 0.00
OB SHP = N 0.00
30 JAN 2024 08:32:11

STOCK SALES ORDER

ORDER NO.	REQUIRED DATE	SHIP WHS.	SELL WHS.
2061627	02/02/24	149	149

WRITER	SALESMAN
ZL	219

TAG P.O. NO.

CUSTOMER NO.	CUSTOMER ALPHA	CONTRACT NO.	BID NO.	ORDER DATE	ORDERED BY
37090	COXWELL1			01/29/24	

INSTRUCTIONS: SPUDDY 904-408-9612

OML CONTACT: Zach Laroche

VENDOR

VENDOR P.O. NO.

SOLD TO
J B COXWELL CONTRACTING INC
6741 LLOYD ROAD WEST
JACKSONVILLE, FL 32254-1249
CUST PH: 904-786-1120

SHIP TO
J B COXWELL CONTRACTING INC
2017 INDEPENDENT DRIVE
JACKSONVILLE, FL 32202
CUST PH: 904-408-9612

3400

SHIP VIA: OT OUR TRUCK

ROUTE NO.	RUN NO.	DEPART TIME

PCS	BAGS	BOXES	CRATES	LENGTHS	BUNDLES

ROUTE DESC.

CUSTOMER P.O. NO.	JOB NAME	ATTN:	SHIP WT.	SHIP DATE	DELIVERED BY	PACKED BY	CHECKED BY
2318	2318	SPUDDY		2/2	JDH	JLW	BA

LINE	ORDER QTY.	SHIP QTY.		ITEM CODE	DESCRIPTION	UNIT PRICE	U/M	TOTAL	P.O. NO.	AISLE LOC
1	4	4		MVL043509	12 PVC SWR GXG 45 BEND		EA		F149-5789	YE1
									13.2 lb	
2	4	4		MVL043219	12 PVC SWR GXG 90 BEND		EA		F149-5789	YE1
									18.8 lb	
3	2	2		MVL149631	12 PVC SWR GXG REP COUP MLD		EA			YE1
									12.2 lb	
4	40	40		AFT350P12	12 CL350 CL DI-FASTITE PIPE		FT		F149-5790	YG2
									36.5 lb	
5	28	28		SDR35P1214	12X14 SDR35 PVC GJ SWR PIPE		FT			YJ0
									9.9 lb	

2318 – 43053400

****
EAD LAW WARNING: It is illegal to install products that are not "lead free" in accordance with US Federal or other
pplicable law in potable water systems anticipated for human consumption. Products with *NP in the description
re NOT lead free and can only be installed in non-potable applications. Buyer is solely responsible for product selection.

NO RETURNS ALLOWED WITHOUT PROPER AUTHORIZATION. RETURNED MATERIALS SUBJECT TO HANDLING CHARGES.

SEE REVERSE SIDE FOR IMPORTANT TERMS AND CONDITIONS OF SALE AND LIMITATIONS OF WARRANTY.

SUBTOTAL	INBOUND FREIGHT	OUTBOUND SHIPPING	TAX	LESS DEPOSIT	TOTAL DUE

CUSTOMER'S SIGNATURE: _____ DATE: _____

TERMS:

CUSTOMER COPY

Docusign Envelope ID: E1E72900-548F-4354-AEC8-3FA24E5178B7

SUBJECT: RFQ- FOR DESIGN-BUILD SERVICES FOR HORIZONTAL/CIVIL (HORIZONTAL) DESIGN BUILD PROJECTS

BID #: CDB-0132-21 **OPEN DATE: 2021 AUG 04**

COMPETITIVE SEALED PROPOSAL EVALUATION COMMITTEE

KIND AND BASIS OF CONTRACT: CONSTRUCTION- DESIGN/BUILD

AGENCY: PUBLIC WORKS

BASIS OF AWARD: EVALUATION CRITERIA

NUMBER OF BIDS INVITED: 5 **NUMBER RECEIVED: 4** **OTHER: 0**

SUMMARY OF BIDS AND RECOMMENDED ACTIONS:
Recommend approval to amend the award with J.B. Coxwell Contracting, Inc. (contract number 71754-22), to incorporate the attached Scope and Fee Summary, Exhibit R-2, known as Amendment 16B for 100% construction and engineering services not covered in the previous amendment for the Independent Drive Realignment project in the amount $2,012,122.57 which includes $239,353.19 in contingency, allowing for the completion of the work within 180 days from the notice to proceed. Revised total not-to-exceed is $2,345,014.81.

FUNDING SOURCE: 32111.153101.565051.010395.00000000.00000.0000000 - To be executed by formal contract amendment through the Office of General Counsel and encumbered by purchase order.

ATTACHMENTS: Recommendation Memo, Exhibit R-2, Previous Award(s)

ANALYST: JACLYN STAMOS **RESPECTFULLY SUBMITTED:** DUSTIN FREEMAN, CHIEF PROCUREMENT DIVISION
FOR:

CONCURRENCE BY: Robin G. Smith, P.E., Chief, Engineering and Construction Management

(ALL AWARD ACTIONS SUBJECT TO LAWFULLY APPROPRIATED FUNDS)
ACTION OF CSPEC COMMITTEE ON RECOMMENDATIONS ABOVE

MEMBERS APPROVING 5 MEMBERS DISAPPROVING 0 DATE: 7/6/2023

OTHER:

ACTION OF AWARDING AUTHORITY DATE 7/10/23

APPROVED ✓ DISAPPROVED

OTHER

SIGNATURE OF AUTHENTICATION

Karen Bowling
Chief Administrative Officer
For: Mayor Donna Deegan
Under Authority Of:
Executive Order No: 2023-02

Docusign Envelope ID: E1E72900-548F-4354-AEC8-3FA24E5178B7

Docusign Envelope ID: E1E72900-548F-4354-AEC8-3FA24E5178B7

City of Jacksonville, Florida

Lenny Curry, Mayor

Department of Public Works
Engineering & Construction Management Division
214 N. Hogan Street, 10th Floor
Jacksonville, FL 32202
(904) 255-8762
www.coj.net

ONE CITY. ONE JACKSONVILLE

June 26, 2023

TO: Dustin Freeman
Chief of Procurement

THRU: Steven D. Long, Jr., P.E.
Director of Public Works

FROM: Robin G. Smith, P.E.
Chief, Engineering and Construction Management

SUBJECT: CDB- 0132-21 –Design Build Services Horizontal/Civil (Horizontal) Design-Build Projects
Contract 71754-22 Independent Drive Realignment AMENDMENT 16B PO 660459-23

In accordance with Design/Build CDB-0132-21, Contract 71754-22, the Independent Drive Realignment project was awarded by Amendment 16A in the amount of $331,892.24 to establish MOT, erosion control, site prep, demolition and post design services, while finalizing the 100% construction GMP. Amendment 16B is for 100% construction and engineering services not covered in the previous amendment. Negotiations have resulted in the attached Scope and Fee, Exhibit R-2 for a GMP amount of $2,012,122.57 with $239,353.19 in contingency, allowing for the completion of the work within 180 days from the notice to proceed. J. B. Coxwell Contracting is committed to meeting the 20% JSEB participation goals established for this contract.

Accordingly, this is to recommend that Amendment 16A to Contract No. 71754-22, pending execution, between the City and J. B. Coxwell Contracting, Inc. for Independent Drive Realignment be amended to incorporate the attached Scope and Fee summary, Exhibit R-2 to increase the GMP by $2,012,122.57 to a new GMP amount of $2,344,014.81, known as Amendment 16B.

Funding for this project should be encumbered as follows:

ACCOUNTS:	TOTAL
32111.153101.565051.010395.00.00.00	
010395	
PWCP Public Works Capital Proj-Other Trans Svcs	
565051	
1	
32111-384020	$2,012,122.57

RGS/lw

Attachment: Exhibit R-2

cc: Lori West, Engineering and Construction Management
Jonathan Page, P.E., Engineering and Construction Management

Docusign Envelope ID: E1E72900-548F-4354-AEC8-3FA24E5178B7

EXHIBIT R-2

J.B. Coxwell Contracting, Inc.
6741 Lloyd Road West
Jacksonville, Florida 32254
Office (904) 786-1120 Fax (904) 783-2970

June 23, 2023

Jonathan P. Page, P.E.
City of Jacksonville Department of Public Works
Engineering & Construction Management Division
214 N. Hogan Street, 10th Floor
Jacksonville, Florida 32202

Re: Fee Proposal for Independent Drive Realignment – Construction Design-Build Construction Delivery for City of Jacksonville City Contract No. 71754-22

Dear Mr. Page:

J.B. Coxwell Contracting, Inc. (JBCCI) is pleased to submit for your review and consideration the following design-build scope of services and attached lump sum fee proposal for the remaining Construction & Engineering services not covered in previous amendments for the above referenced project. The general scope of work includes maintaining Erosion and Maintenance of Traffic, storm drainage, roadway construction, concrete flatwork, signalization, lighting, and grassing. This proposal is based on the current plans by GAI Consultants, Inc. (GAI) that are not ten-set approved at this time.

The proposed lump sum amount for this project is $2,012,122.57, which includes a 15% project contingency. The project contingency is for the Design-Builder's benefit and does not cover changed field conditions, unknown field conditions or added scope of work. JBCCI will obtain a City of Jacksonville (COJ) right of way and Siteworks permit for this work as required. Additional fees may be required for the Design-Builder due to changed field conditions, unknown field conditions, or added scope of work. The work related to proposal will be completed within one hundred eighty calendar days (180) from notice-to-proceed with the understanding that COJ anticipates a start date of July 5, 2023. This proposal assumes that there will not be a stop in work between the activities in the early works proposal and the work related to this proposal.

This lump sum amount is inclusive of only those services noted on the attached proposal(s) and which are anticipated at this time. No services or work other than those noted in the proposals are included. Additionally, any unknown condition(s) which may surface during design or any other increase in scope of services may result in a request for additional services. However, no work will proceed without first obtaining prior approval from COJ for additional services. This proposal is valid for sixty (60) days unless otherwise agreed upon.

Docusign Envelope ID: E1E72900-548F-4354-AEC8-3FA24E5178B7

This proposal assumes that the current Maintenance of Traffic plan will be approved to close the entire project worksite, utilizing the detour in the attached plans, to construct the project in one continuous phase. Coordination with existing utilities that need to relocate is critical to completing this project. JBCCI will coordinate with the utility owners on behalf of COJ. Any fees pertaining to relocating public utilities are not included in this proposal. Tree mitigation fees by COJ, if required.

Underdrain stubs on the curb inlets are not included in this proposal because the water elevation in the storm system is within twelve inches of the edge of pavement elevations. This proposal assumes all lighting will be JEA maintained and not metered. This proposal does not include the TVing and cleaning of all existing storm drainage in the project limits. This proposal does not include handling or disposal of contaminated soils and/or water.

JBCCI is very appreciative of the opportunity to provide you with our design-build services. Should you have any questions or need any further information, please don't hesitate to contact us. We are also available to review and discuss this proposal with you and/or others at your convenience.

Regards,
J.B. Coxwell Contracting, Inc.

Josh Sowards

Josh Sowards

Docusign Envelope ID: E1E72900-548F-4354-AEC8-3FA24E5178B7

EXHIBIT R-2

JBCCI FEE SUMMARY

Date: 6/23/2023
Project: Independent Drive Realignment
Design-Build Construction Delivery for City of Jacksonville
City Contract No. : 71754-22

Item	Quantity	U/M	Unit Price	Amount
Independent Drive Realignment				
General Conditions	1.00	LS	$ 140,709.22	$ 140,709.22
Surveying / Asbuilts	1.00	LS	$ 59,049.93	$ 59,049.93
CMT Testing	1.00	LS	$ 25,000.00	$ 25,000.00
Erosion Control	1.00	LS	$ 6,669.58	$ 6,669.58
Maintenance of Traffic	1.00	LS	$ 35,036.42	$ 35,036.42
Utility Coordination & Soft Digs	1.00	LS	$ 25,691.84	$ 25,691.84
Earthwork	1.00	LS	$ 91,298.60	$ 91,298.60
Site Grading	4,500.00	SY	$ 4.54	$ 20,430.00
Stormwater Demolition	1.00	LS	$ 106,855.35	$ 106,855.35
18" Storm Drainage	403.00	LF	$ 176.86	$ 71,274.58
24" Storm Drainage	70.00	LF	$ 244.51	$ 17,115.70
Single Curb Inlet	8.00	EA	$ 10,020.11	$ 80,160.88
Single Curb Inlet (Top Only)	1.00	EA	$ 11,378.34	$ 11,378.34
P7 Storm Manhole	1.00	EA	$ 14,104.26	$ 14,104.26
P7 Storm Manhole (04 ft Dia Bot)	1.00	EA	$ 14,920.63	$ 14,920.63
J7 Storm Manhole (04 ft x 05 ft Bot)	1.00	EA	$ 16,856.21	$ 16,856.21
J7 Storm Manhole (06 ft x 06 ft Bot)	1.00	EA	$ 18,667.55	$ 18,667.55
J7 Storm Manhole (07 ft Dia Bot)	1.00	EA	$ 30,023.95	$ 30,023.95
Connect to Exist Storm Manhole & Pipe	1.00	LS	$ 58,729.72	$ 58,729.72
Manhole & Valve Pad Adjustments (COJ & JEA	1.00	LS	$ 25,332.08	$ 25,332.08
Dewater Exist. Storm / Bypass	1.00	LS	$ 90,241.80	$ 90,241.80
12" Stabilization (LBR 40)	2,630.00	SY	$ 14.88	$ 39,134.40
Optional Base Group (06" Thick) (LBR 100)	2,320.00	SY	$ 28.32	$ 65,702.40
1.50" SP Structural (Traffic B) Asphalt	2,320.00	SY	$ 20.57	$ 47,722.40
1.50" FC-12.5 Friction Course (PG 76-22)	2,625.00	SY	$ 20.57	$ 53,996.25
1.50" Milling Exist Asphalt (AVG Depth)	305.00	SY	$ 25.20	$ 7,686.00
City Standard Curb & Gutter	1,250.00	LF	$ 40.71	$ 50,887.50
Header Curb (City Standard)	420.00	LF	$ 40.71	$ 17,098.20
04" Sidewalk (Plain Grey)	635.00	SY	$ 97.36	$ 61,823.60
06" Sidewalk (Plain Grey)	100.00	SY	$ 127.36	$ 12,736.00
Handicap Mats	140.00	SF	$ 45.00	$ 6,300.00
Striping & Signage	1.00	LS	$ 28,679.78	$ 28,679.78
Hydroblasting Services	1.00	LS	$ 9,000.00	$ 9,000.00
Gravity Wall (FDOT Index 400-011)	34.00	LF	$ 577.90	$ 19,648.60
Handrail (FDOT Index 515-080)	34.00	LF	$ 457.06	$ 15,540.04
Brick Paver Adjustments	250.00	SF	$ 24.21	$ 6,052.50
Grassing - Bermuda Sod	250.00	SY	$ 15.36	$ 3,840.00
Grassing - Seed & Mulch (Temp Stabilization)	2,800.00	SY	$ 4.68	$ 13,104.00
Relocate Exist. WM Service (Include Backflow)	1.00	LS	$ 12,411.47	$ 12,411.47

Docusign Envelope ID: E1E72900-548F-4354-AEC8-3FA24E5178B7

EXHIBIT R-2

JBCCI FEE SUMMARY

Date: 6/23/2023
Project: Independent Drive Realignment
Design-Build Construction Delivery for City of Jacksonville
City Contract No. : 71754-22

Item	Quantity	U/M	Unit Price	Amount
Independent Drive Realignment				
Signalization	1.00	LS	$ 58,026.07	$ 58,026.07
Landscaping Allowance	1.00	LS	$ 15,000.00	$ 15,000.00
Irrigation Allowance	1.00	LS	$ 10,000.00	$ 10,000.00
Street Lighting	1.00	LS	$ 23,829.40	$ 23,829.40
Relocate Sheriffs Camera on New Service Pole	1.00	LS	$ 39,646.58	$ 39,646.58
End of Job Cleanup	1.00	LS	$ 18,276.09	$ 18,276.09
Subtotal				**$ 1,595,687.92**
Contingency	15%			$ 239,353.19
Bond				$ 36,700.82
Design Builder's Fee	7.5%			$ 140,380.64
Independent Drive Realignment				**$ 2,012,122.57**

INDEPENDENT DRIVE REALIGNMENT

190 INDEPENDENT DR. W. JACKSONVILLE, FL.

CITY OF JACKSONVILLE PUBLIC WORKS DEPARTMENT

CITY OF JACKSONVILLE NOTES

GENERAL

All construction shall be performed in accordance with the approved plans and comply with all standard city policies and practices. City approval is contingent upon any required state or federal permit materials such as those from the Department of Environmental Protection or the St. Johns River Water Management District (SJRWMD).

UTILITY WORK

Plan approval through Development Services does not include utilities. Proposed water, sewer or reuse construction must be approved separately through the respective utility company. In most cases this will be:

JEA
Water: 742-5400
Sewer: 742-5400
Reuse: 742-5400
Representative

WORK WITHIN THE RIGHT-OF-WAY

CITY: Except for new subdivision infrastructure construction, all work performed within a City of Jacksonville right-of-way or adjacent requires a Right-of-way Permit. The developer performing the proposed work must have a valid Right-of-way Bond on file with Development Services. Right-of-way Permit applications are processed at:

Development Services Center Tower
Front Desk Staffing Section
214 N. Hogan St.
Jacksonville, FL 32202
904-255-8594
Representative

STATE: All work performed within a state right-of-way requires a permit from the Florida Department of Transportation (FDOT). It is the developer's responsibility to obtain required FDOT permits or maintenance-bond-in-lieu approvals for work within FDOT right-of-way. The FDOT regional office can be contacted at (904) 359-6200. Any changes to the approved plans needed for FDOT approval must be submitted to Development Services as revisions.

Applicable State Permit: N/A

RAILROAD: Railroad companies may require special approvals or permits to work within their right-of-ways. It is the developer's responsibility to obtain permission from any railroad right-of-way owner before performing any work within their right-of-way.

STORMWATER

Annual reports in compliance with the SJRWMD stormwater permits are required from the maintenance entity of all stormwater management facilities. Send copies of the reports to:

Stormwater and Land Management
Water Resources, 7th Floor
214 N. High St.
Jacksonville, FL 32202
http://www.coj.net/departments/public-works/stormwater-management.aspx

The owner of any project one (1) acre or larger is required to provide a Notice of Intent (NOI) in accordance with website set forth in the city's NPDES permit within 48 hours of beginning construction. Send NOI and NOT forms to:

Public Responsibility Management Protection
Utility Strategic Planning Group, Suite 2000
1300 City Hall
Jacksonville, FL 32202
904-630-1846
http://www.coj.net/departments/public-utilities/

The contractor shall contact the Environmental Quality Division, Erosion and Sedimentation Control Section (ESC) to provide verification that applicable stormwater permits have been obtained and to schedule a pre-construction ESC site inspection.

Environmental Quality Division
8 North Laura Street, 2nd Floor
Jacksonville, FL 32202
904-255-8640

FIRE MARSHALL

Plan review and approval does not relieve the contractor of complying with all applicable State Fire Codes.

Underground mains and hydrants shall be installed, completed and in service prior to construction work.

Underground contractor shall submit to the Fire Marshal for approval complete specs for all underground pipe and fittings relating to fire protection PRIOR to installation and inspection. Contractor shall indicate manufacturer's name and pipe ID along with contractor's state license number.

LANDSCAPE

A Site Work Permit is required for this project.

- [ ] Tree Fund payment is due _____ (115 trees) at $ 137 = $ 23,575.00
- [ ] Annual 2% funds are due _____ (trees at $ _____) = $ _____

TRAFFIC ENGINEERING

TRAFFIC SIGNS

Matrix frame (each): _____
Standard (each): _____
Stop/Yield (each): _____
Curbing (per mile): 1 per 2 signs (installed up)
Installation (per hour): 1 per 2 signs (installed up)

_____ Street/Light Procedure

NOTE: Traffic sign costs change from time to time. Consult Attachment 8 of the Land Development Procedures Manual (http://coj.net/land-development.aspx) for the current rates before paying for any sign installations.

No lane closures allowed from 7 a.m. to 9 a.m. and from 4 p.m. to 6 p.m.

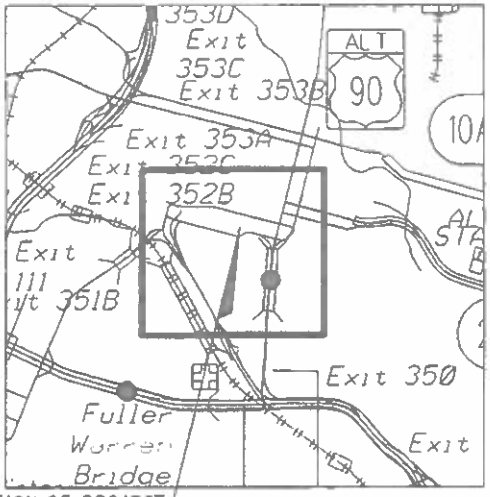

LOCATION OF PROJECT

VICINITY MAP
NTS

SHEET NO.	SHEET DESCRIPTION	SHEET NO.	SHEET DESCRIPTION
1	COVER SHEET	11 - 15	LIGHTING PLAN
2	GENERAL SHEET	16	MATERIALIZATION REMOVAL PLAN
3	GENERAL NOTES	17	INTERCONNECT PLAN
4	PROPOSED DRAINAGE MAP	18 - 19	CONCRETE POLE DETAILS
5	DRAINAGE DETAILS	20 - 21	TRAFFIC MITIGATION
6	ROADWAY TYPICAL SECTION	22	NECESSARILY PAVEMENT MARKING DETAILS
7	ROADWAY REMOVAL PLAN	23	CONCRETE SIDEWALK DETAILS
8 - 9	ROADWAY PLAN-PROFILE	24 - 25	CURB RAMP DETAILS
10	ROADWAY GRADING PLAN		
11	ROADWAY LANDING DETAIL		
12 - 13	ROADWAY CROSS SECTIONS		
14	TEMPORARY TRAFFIC CONTROL GENERAL NOTES		
15	DETOUR PLAN		
16	UTILITY ADJUSTMENTS		
17	SUMMARY OF REMOVAL		
18	EROSION CONTROL GENERAL NOTES		
19	EROSION CONTROL DETAILS		
20	EROSION CONTROL PLAN		
21	SIGNING AND PAVEMENT MARKING PLAN GENERAL NOTES		
22 - 23	SIGNING AND PAVEMENT MARKING PLAN		

PLAN APPROVAL

Date _____ Development Services Division (DSD)

Date _____ Planning Group (Landscape)

Plan approval is valid for five years after the initial approval date. Revisions made after the initial approval date do not extend this five-year time frame.

PLAN APPROVAL IS SUBJECT TO THE FOLLOWING NOTES AND CONDITIONS:

GENERAL PROJECT INFORMATION

GENERAL	
City Development Number	10553 000
Concurrency Application Number	N/A
Property Appraiser Number (Rill #)	PUBLIC R/W
Zoning Designation	N/A
Zoning Application(s) (if any)	N/A
PUD Ordinance Number	N/A
FIRM – Community – Panel	12031C0316H
Flood Zones (Show in Plans)	Zone X
Base Flood Elev. (Show in Plans)	5'
Vertical Datum Used for Project	NAVD 88
JEA Availability Number	180
SUBDIVISION	
PID Number	N/A
City or Private Inspection	N/A
Public or Private Roads	N/A
Subdivision ("911") Data Provided?	N/A
NON-SUBDIVISION	
North American Industry Classification System (NAICS)	N/A
Impervious Area (Sq. Ft.)	N/A

gai consultants
transforming ideas into reality
32211 FLAGLER CENTER BLVD
SUITE 100
JACKSONVILLE, FL 32258
(904) 363-1110

REV.	DATE	DESCRIPTION

CITY OF JACKSONVILLE PUBLIC WORKS DEPT.
INDEPENDENT DRIVE REALIGNMENT
JACKSONVILLE, FL

COVER SHEET

SHEET IDENTIFICATION
1

THE OFFICIAL RECORD OF THIS SHEET IS THE ELECTRONIC FILE DIGITALLY SIGNED AND SEALED UNDER RULE 61G15-23.004, F.A.C.

Docusign Envelope ID: E1E72900-548F-4354-AEC8-3FA24E5178B7

Docusign Envelope ID: E1E72900-548F-4354-AEC8-3FA24E5178B7

EXHIBIT # 2

MATTHEW BURKHARD
LICENSE
NO. 74035
STATE OF FLORIDA
PROFESSIONAL ENGINEER

THIS ITEM HAS BEEN DIGITALLY SIGNED AND SEALED BY

ON THE DATE ADJACENT TO THE SEAL

PRINTED COPIES OF THIS DOCUMENT ARE NOT CONSIDERED SIGNED AND SEALED THE SIGNATURE MUST BE VERIFIED ON ANY ELECTRONIC COPIES

GAI CONSULTANTS, INC.
12370 FLAGLER CENTER BLVD
SUITE 202
JACKSONVILLE, FL 32258
MATTHEW BURKHARD P.E. NO. 74035

THE ABOVE NAMED PROFESSIONAL ENGINEER SHALL BE RESPONSIBLE FOR THE FOLLOWING SHEETS IN ACCORDANCE WITH RULE 61G15-23.004 F.A.C.

SHEET NO.	SHEET DESCRIPTION
1	COVER SHEET
2	SIGNATURE SHEET
3	GENERAL NOTES
4	PROPOSED DRAINAGE MAP
5	DRAINAGE DETAILS
6	ROADWAY TYPICAL SECTION
	ROADWAY DEMOLITION PLAN
8 - 9	ROADWAY PLAN PROFILE
10	ROADWAY GRADING PLAN
11	ROADWAY GRADING DETAIL
12 - 22	ROADWAY CROSS SECTIONS
23	TEMPORARY TRAFFIC CONTROL GENERAL NOTES
24	DETOUR PLAN
25	UTILITY ADJUSTMENTS
26	SUMMARY OF VERIFIED QUANTITIES
27	ROADWAY CONTROL GENERAL NOTES
28	EROSION CONTROL DETAILS
29	EROSION CONTROL PLAN
30	SIGNING AND PAVEMENT MARKING GENERAL NOTES
31 - 32	SIGNING AND PAVEMENT MARKING PLAN
33	SIGNALIZATION REMOVAL PLAN
34	INTERCONNECT PLAN
35 - 39	CONCRETE POLES DETAILS
40 - 43	TREE MITIGATION
44	ACCESSIBILITY PARTIAL DETAILS
43	CONCRETE SIDEWALK DETAILS
44 - 45	CURB RAMP DETAILS

DENISE E. EMMONS
LICENSE
NO. 81489
STATE OF FLORIDA
PROFESSIONAL ENGINEER

THIS ITEM HAS BEEN DIGITALLY SIGNED AND SEALED BY

ON THE DATE ADJACENT TO THE SEAL

PRINTED COPIES OF THIS DOCUMENT ARE NOT CONSIDERED SIGNED AND SEALED THE SIGNATURE MUST BE VERIFIED ON ANY ELECTRONIC COPIES

GAI CONSULTANTS, INC.
12370 FLAGLER CENTER BLVD
SUITE 202
JACKSONVILLE, FL 32258
DENISE E. EMMONS P.E. NO. 81489

THE ABOVE NAMED PROFESSIONAL ENGINEER SHALL BE RESPONSIBLE FOR THE FOLLOWING SHEETS IN ACCORDANCE WITH RULE 61G15-23.004, F.A.C.

SHEET NO.	SHEET DESCRIPTION
2	SIGNATURE SHEET
21 - 25	LIGHTING PLAN

gai consultants
transform the built environment
12370 FLAGLER CENTER BLVD
SUITE 202
JACKSONVILLE, FL 32258
(904) 363 1188

REVISIONS			

Docusign Envelope ID: E1E72900-548F-4354-AEC8-3FA24E5178B7

Docusign Envelope ID: E1E72900-548F-4354-AEC8-3FA24E5178B7

Docusign Envelope ID: E1E72900-548F-4354-AEC8-3FA24E5178B7

EXHIBIT R-2

EX-1
STA. 113+48.47, 26.82' LT
ADJUST EXISTING MH
EXIST. TOP EL. 4.36
PROP. TOP EL. 4.45
SE INV. UNKN. 30" RCP EXIST.
W INV. UNKN. UNKN PIPE EXIST.
SW INV. MATCH EXIST., 18" PIPE PROP.

EX-2
STA. 116+17.50, 0.57' RT
EXISTING MH TO REMAIN
EXIST. TOP EL. 4.94
PROP. TOP EL. 4.94
N INV. -1.60, 24" RCP EXIST.
NE INV. 0.56, 18" RCP EXIST.
S INV. -2.10, 42" RCP EXIST.
NW INV. 0.56, 18" PIPE PROP.

EX-3
STA. 115+60.39, 0.00' RT
ADJUST EXISTING MH
EXIST. TOP EL. 4.75
PROP. TOP EL. 4.74
SE INV. -3.65, 24" PIPE PROP.
S INV. -3.65, 48" RCP EXIST.
N INV. -3.65, 42" RCP EXIST.

EX-4
STA. 203+31.50, 31.00' RT
EXISTING MH TO REMAIN
EXIST. TOP EL. 4.37
PROP. TOP EL. 4.37
N INV. UNKN. 12" RCP EXIST. TO REMAIN
E INV. UNKN. 12" RCP EXIST. TO REMAIN
SW INV. UNKN. 12" RCP EXIST. TO BE REMOVED PLUG HOLE
W INV. UNKN. 12" RCP EXIST. TO BE REMOVED
W INV. 0.00, 18" PIPE PROP.

EX-5
STA. 114+30.87, 0.96' RT
EXISTING MH TO REMAIN
EXIST. TOP EL. 4.38
PROP. TOP EL. 4.38
N INV. UNKN. 48" RCP EXIST.
S INV. UNKN. 48" RCP EXIST.
W INV. UNKN. REMOVE EXIST. 15" PIPE
& PLUG HOLE

S-1
STA. 113+29.36, 29.00' RT
CONST. COJ CURB INLET
PLATES D-201 & D-202
EOP EL. 3.68
NE INV. -1.00, 18" RCP PROP.

S-2
STA. 113+44.70, 22.00' LT
CONST. COJ CURB INLET
PLATES D-201 & D-202
ALIGN CURB IRON WITH CURB
GRATE EL. 4.00
NE INV. -2.90, 18" RCP PROP.

S-3
STA. 113+69.08, 24.10' RT
CONST. MH TYPE J-7 WITH J-BOT 7' DIA
FDOT INDEXES 425-001 & 425-010
TOP EL. 4.61
NW INV. -3.50, 30" RCP EXIST. TO REMAIN
SE INV. -3.56, 36" RCP EXIST. TO REMAIN
SW INV. -3.50, 18" PIPE EXIST. TO REMAIN
W INV. -1.50, 18" PIPE PROP.

S-4
STA. 114+26.92, 15.00' RT
CONST. COJ CURB INLET
PLATES D-201 & D-202
EOP EL. 4.03
E INV. -2.00, 18" PIPE PROP.

S-5
STA. 114+26.92, 15.00' LT
CONST. COJ CURB INLET
PLATES D-201 & D-202
EOP EL. 4.03
W INV. -2.00, 18" PIPE PROP.

S-6
STA. 114+76.92, 4.19' RT
CONST. MH TYPE J-7 WITH J-BOT 6' DIA.
FDOT INDEXES 425-001 & 425-010
TOP EL. 4.25
N INV. MATCH EXIST., 48" RCP EXIST. TO REMAIN
W INV. -2.20, 18" PIPE PROP.
S INV. MATCH EXIST., 48" RCP EXIST. TO REMAIN
E INV. -2.20, 18" PIPE PROP.

S-7
STA. 116+72.17, 22.00' LT
CONST. COJ CURB INLET
PLATES D-201 & D-202
ALIGN CURB IRON WITH CURB
GRATE EL. 4.51
SW INV. 0.50, 18" PIPE PROP.

S-8
STA. 200+71.64, 12.00' RT
CONST. COJ CURB INLET
PLATES D-201 & D-202
EOP EL. 3.88
NW INV. EL. -3.55, 24" PIPE PROP.
SE INV. EL. -1.40, 18" PIPE PROP.

S-9
STA. 200+95.43, 21.50' RT
CONST. MH TYPE P-7 WITH 4' DIAMETER BOTTOM
TOP EL. 4.62
NW INV. EL. -1.15, 18" PIPE PROP.
NE INV. EL. -1.15, 18" PIPE EXIST. TO REMAIN
E INV. EL. -1.00, 18" PIPE PROP.

S-10
STA. 200+73.81, 19.00' LT
CONST. COJ CURB INLET
PLATE D-201
ALIGN CURB IRON WITH CURB
EOP EL. 3.74
E INV. 0.00, 18" PIPE PROP.

S-11
STA. 201+13.00, 22.46' LT
CONST. MH TYPE J-7 WITH J BOT. 4'x5'
FDOT INDEXES 425-001 & 425-010
TOP EL. 4.40
W INV. -0.40, 18" PIPE PROP
N INV. 1.14, 6" PIPE EXIST. TO REMAIN
E INV. 1.00, 18" PIPE PROP.
SW INV. -0.94, 18" PIPE EXIST. TO REMAIN

S-12
STA. 201+42.00, 22.46' LT
CONST. MH TYPE P-7
FDOT INDEXES 425-001 & 425-010
TOP EL. 4.55
W INV. EL. 1.20, 18" PIPE PROP
N. INV. EL. 2.07, 6" PIPE EXIST. TO REMAIN

S-13
STA. 202+93.90, 19.00' LT
CONST. COJ CURB INLET TOP
PLATE D-201
ALIGN CURB IRON WITH CURB
EOP EL. 3.79
E INV. UNKN. 6" PIPE EXIST. TO REMAIN
SE INV. UNKN. 6" PIPE EXIST. TO REMAIN

S-14
STA. 202+93.11, 21.97' RT
CONST. COJ CURB INLET
PLATES D-201 & D-202
EOP EL. 3.64
NE INV. -0.20, 18" PIPE PROP.
SE INV. -0.20, 18" PIPE PROP

gai consultants
transforming ideas into reality
3121 AL LEAR EXTENSION BLVD
SUITE 100
JACKSONVILLE, FL 32256
(904) 363-7110

| | | |

Docusign Envelope ID: E1E72900-548F-4354-AEC8-3FA24E5178B7

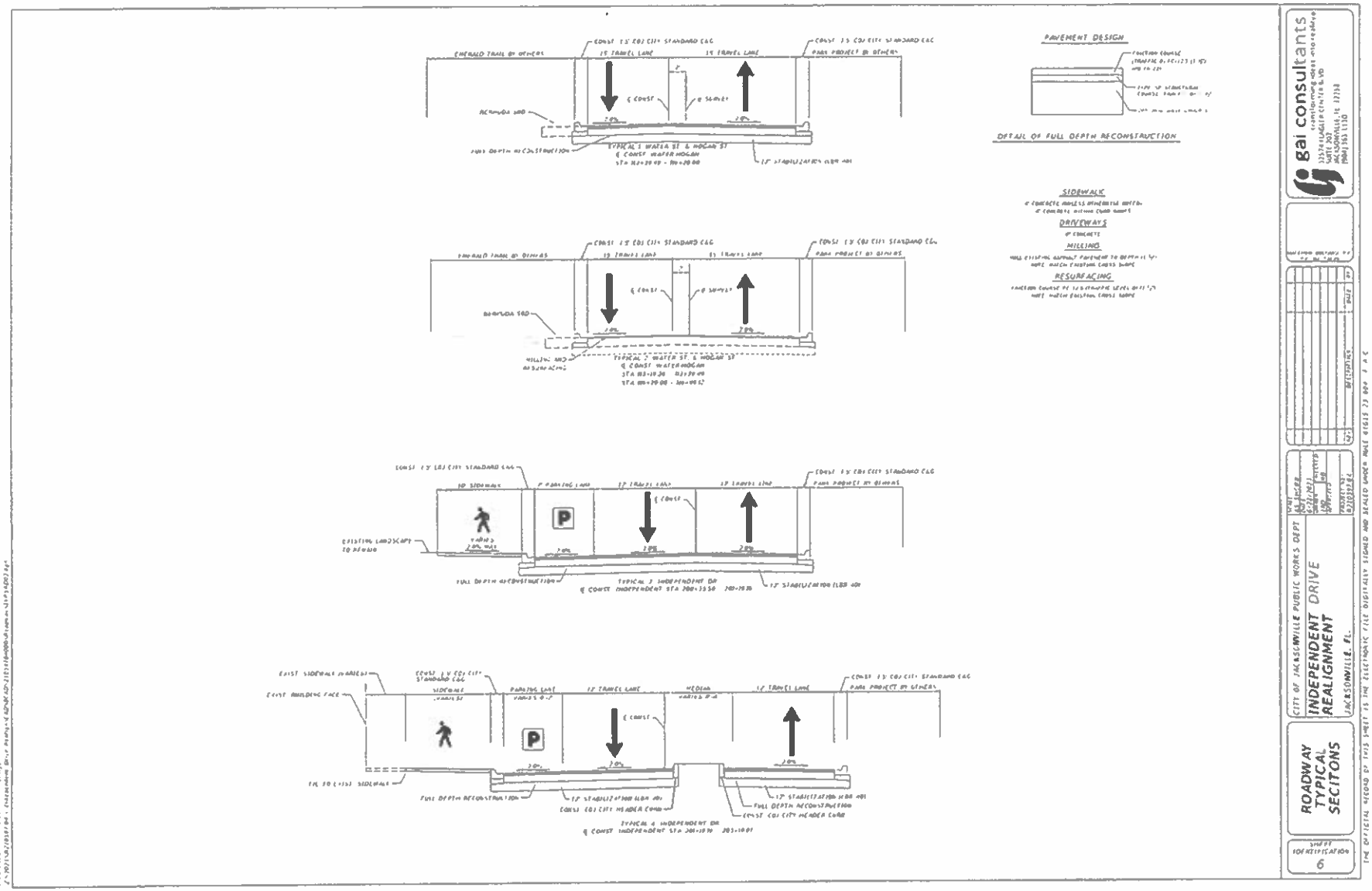

Docusign Envelope ID: E1E72900-548F-4354-AEC8-3FA24E5178B7

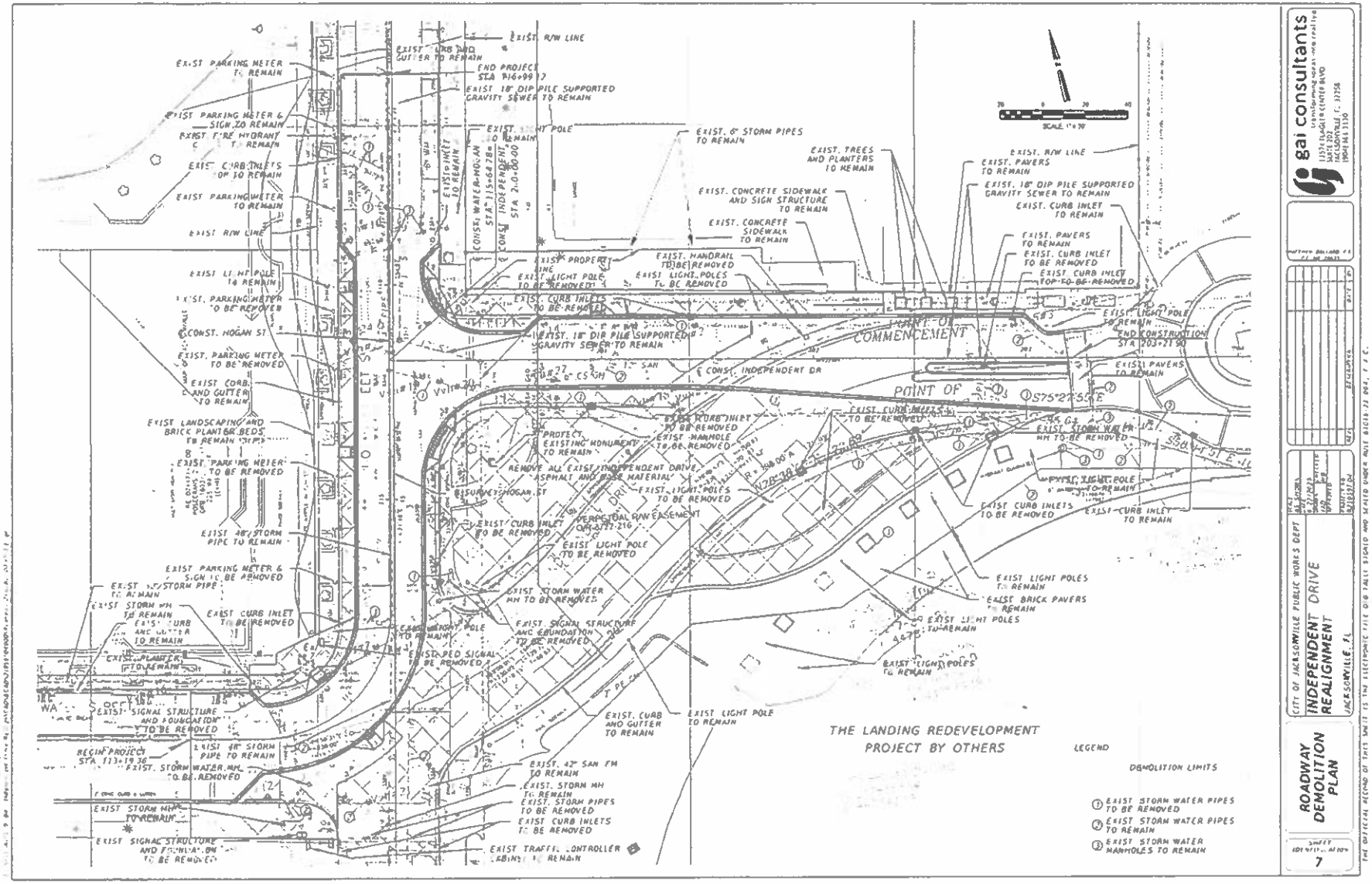

Docusign Envelope ID: E1E72900-548F-4354-AEC8-3FA24E5178B7

EXHIBIT A-2

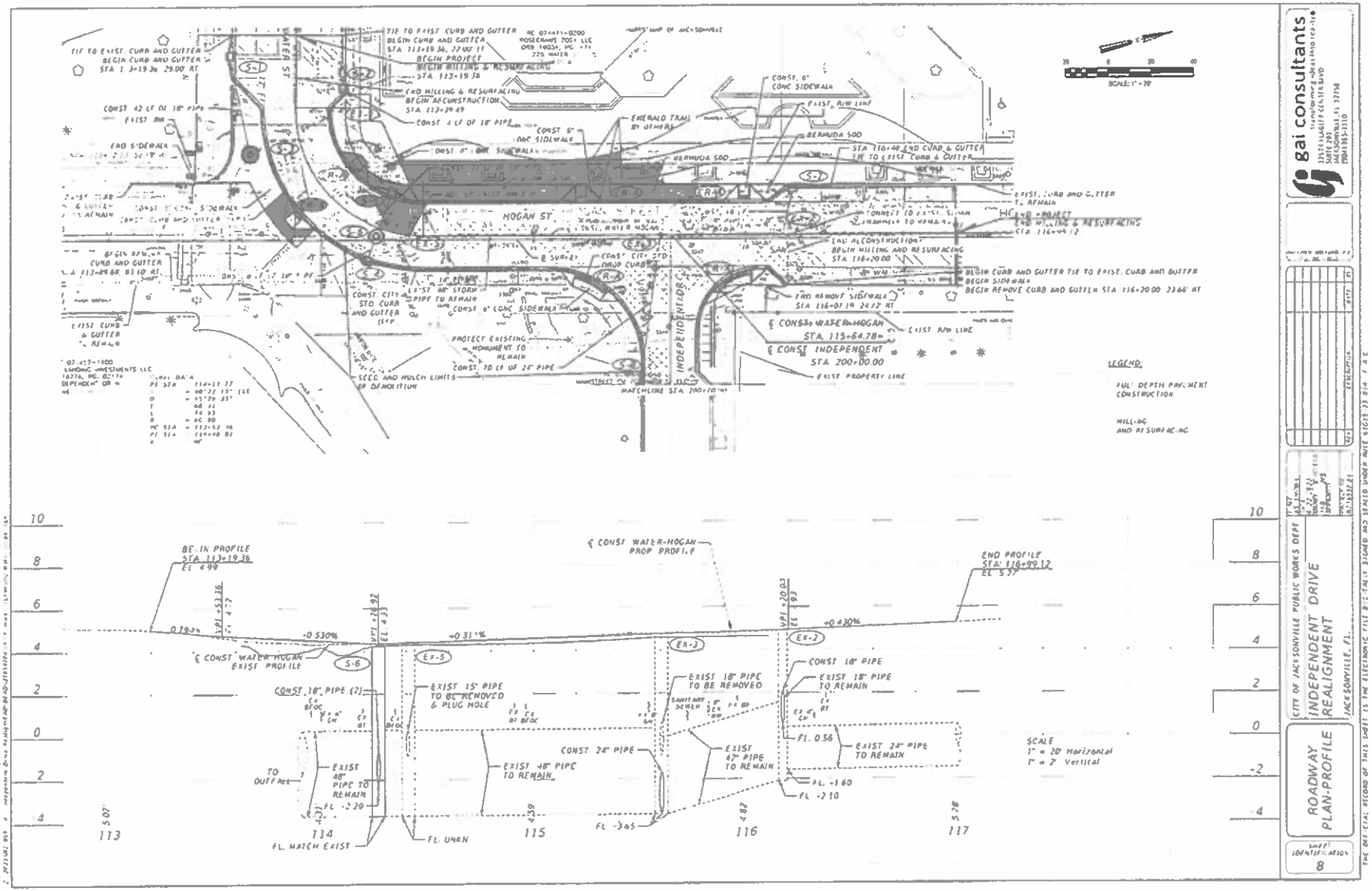

Docusign Envelope ID: E1E72900-548F-4354-AEC8-3FA24E5178B7

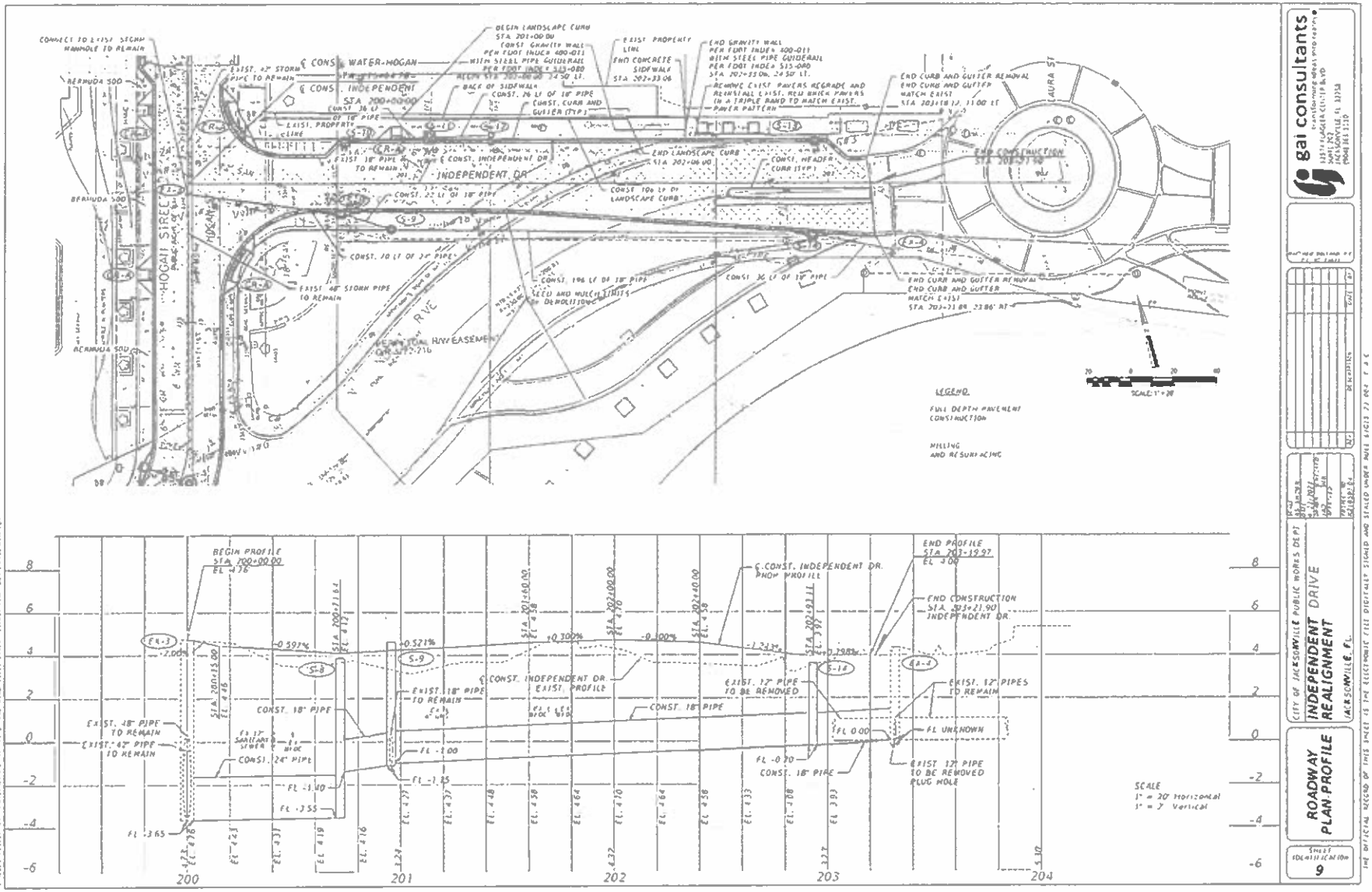

Docusign Envelope ID: E1E72900-548F-4354-AEC8-3FA24E5178B7

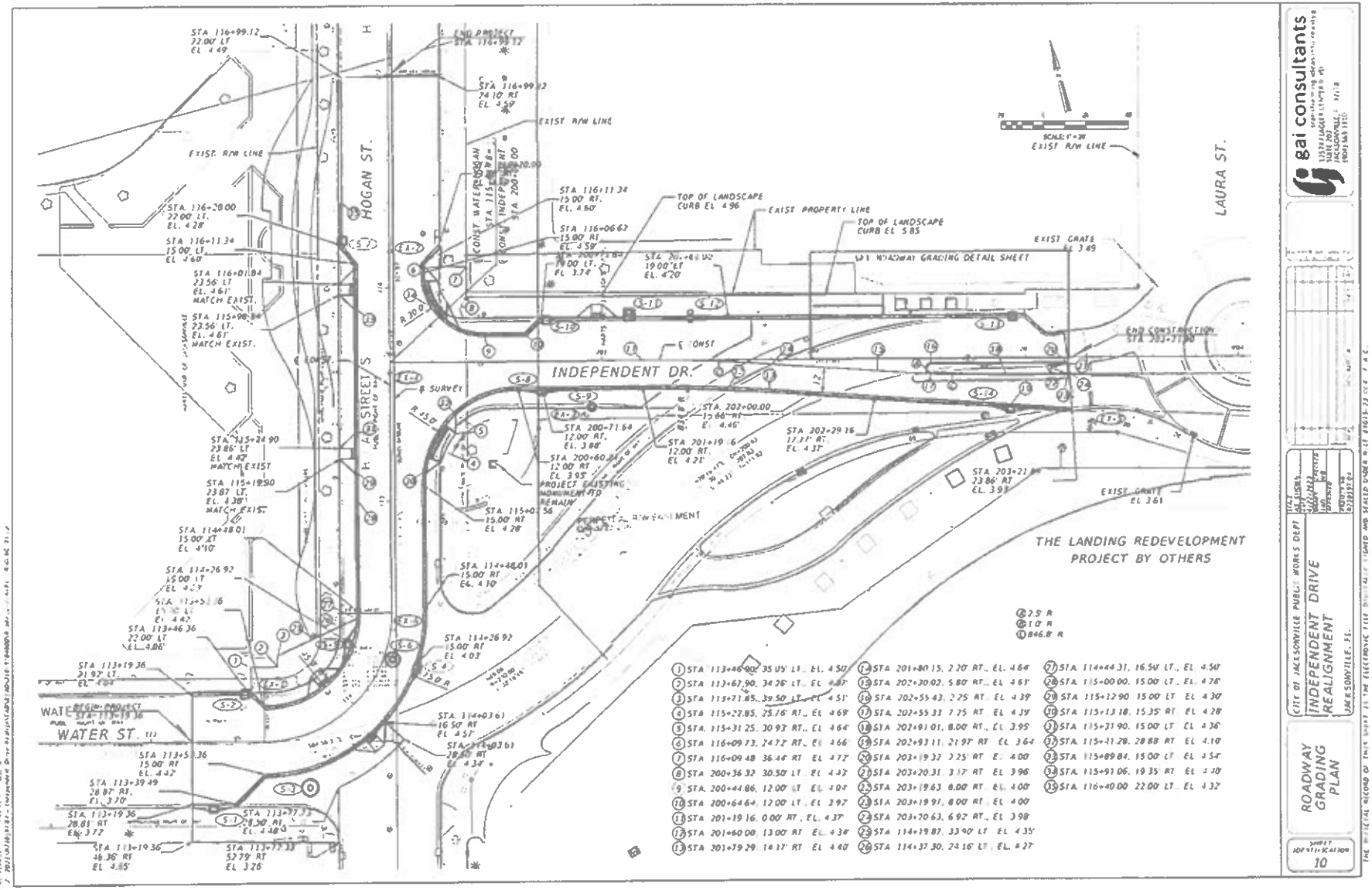

Docusign Envelope ID: E1E72900-548F-4354-AEC8-3FA24E5178B7

(1) +00.00, 19.00' LT., EL. 4.45'	(18) +20.00, 20.50' LT., EL. 4.81'	(37) +50.45, 0.00' RT., EL. 4.45'	(56) +72.50, 22.74' LT., EL. 4.35'	(75) +11.78, 10.34' LT., EL. 3.77'
(2) +00.00, 20.50' LT., EL. 4.87'	(19) +20.00, 24.50' LT., EL. 4.89'	(38) +50.45, 19.00' LT., EL. 4.03'	(57) +80.00, 0.00' RT., EL. 4.08'	(76) +18.12, 11.00' LT., EL. 3.62'
(3) +00.00, 24.50' LT., EL. 4.95'	(20) +20.00, 25.16' LT., EL. 5.01'	(39) +50.45, 20.50' LT., EL. 4.45'	(58) +80.00, 19.00' LT., EL. 3.83'	(77) +90.00, 0.00' RT., EL. 4.67'
(4) +00.00, 25.16' LT., EL. 4.96'	(21) +20.00, 30.50' LT., EL. 5.12'	(40) +50.45, 22.70' LT., EL. 4.45'	(59) +80.00, 20.50' LT., EL. 4.25'	(78) +90.00, 19.00' LT., EL. 4.29'
(5) +00.00, 30.00' LT., EL. 5.07'	(22) +33.06, 0.00' RT., EL. 4.60'	(41) +55.80, 0.00' RT., EL. 4.38'	(60) +80.00, 22.42' LT., EL. 4.29'	(79) +90.00, 20.50' LT., EL. 4.71'
(6A) +06.60, 0.00' RT., EL. 4.68'	(23) +33.06, 19.00' LT., EL. 4.35'	(42) +55.80, 19.00' LT., EL. 4.00'	(61) +90.00, 0.00' RT., EL. 3.96'	(80) +90.00, 30.00' LT., EL. 4.91'
(6) +06.60, 19.00' LT., EL. 4.43'	(24) +33.06, 20.50' LT., EL. 4.77'	(43) +55.80, 20.50' LT., EL. 4.42'	(62) +90.00, 19.00' LT., EL. 3.80'	
(7) +06.60, 20.50' LT., EL. 4.85'	(25) +33.06, 24.50' LT., EL. 4.85'	(44) +55.80, 22.74' LT., EL. 4.42'	(63) +90.00, 20.50' LT., EL. 4.22'	
(8) +06.60, 24.50' LT., EL. 4.93'	(26) +33.06, 25.16' LT., EL. 4.86'	(45) +62.44, 0.00' RT., EL. 4.30'	(64) +90.00, 22.55' LT., EL. 4.25'	
(9) +06.60, 25.16' LT., EL. 5.28'	(27) +33.06, 30.50' LT., EL. 4.97'	(46) +62.44, 19.00' LT., EL. 3.96'	(65) +93.11, 19.00' LT., EL. 3.79'	
(10) +06.60, 30.50' LT., EL. 5.39'	(28) +38.50, 0.00' RT., EL. 4.59'	(47) +62.44, 20.50' LT., EL. 4.38'	(66) +93.11, 20.50' LT., EL. 4.21'	
(11A) +10.81, 0.00' RT., EL. 4.67'	(29) +38.50, 19.00' LT., EL. 4.26'	(48) +62.44, 22.74' LT., EL. 4.47'	(67) +93.11, 22.60' LT., EL. 4.25'	
(11) +10.81, 19.00' LT., EL. 4.42'	(30) +38.50, 20.50' LT., EL. 4.68'	(49) +67.85, 0.00' RT., EL. 4.23'	(68) +99.13, 0.00' RT., EL. 3.94'	
(12) +10.81, 20.50' LT., EL. 4.84'	(31) +38.50, 22.74' LT., EL. 4.72'	(50) +67.85, 19.00' LT., EL. 3.94'	(69) +99.13, 19.00' LT., EL. 3.80'	
(13) +10.81, 24.50' LT., EL. 4.92'	(32) +38.50, 30.50' LT., EL. 4.92'	(51) +67.85, 20.50' LT., EL. 4.36'	(70) +99.13, 20.50' LT., EL. 4.22'	
(14) +10.81, 25.16' LT., EL. 5.33'	(33) +43.89, 0.00' RT., EL. 4.53'	(52) +67.85, 22.74' LT., EL. 4.47'	(71) +99.70, 22.69' LT., EL. 4.26'	
(15) +10.81, 30.50' LT., EL. 5.44'	(34) +43.89, 19.00' LT., EL. 4.15'	(53) +72.50, 0.00' RT., EL. 4.18'	(72) +07.07, 0.00' RT., EL. 3.96'	
(16) +20.00, 0.00' RT., EL. 4.64'	(35) +43.89, 20.50' LT., EL. 4.57'	(54) +72.50, 19.00' LT., EL. 3.91'	(73) +07.07, 11.87' LT., EL. 3.83'	
(17) +20.00, 19.00' LT., EL. 4.39'	(36) +43.89, 22.80' LT., EL. 4.59'	(55) +72.50, 20.50' LT., EL. 4.33'	(74) +11.78, 0.00' RT., EL. 3.98'	

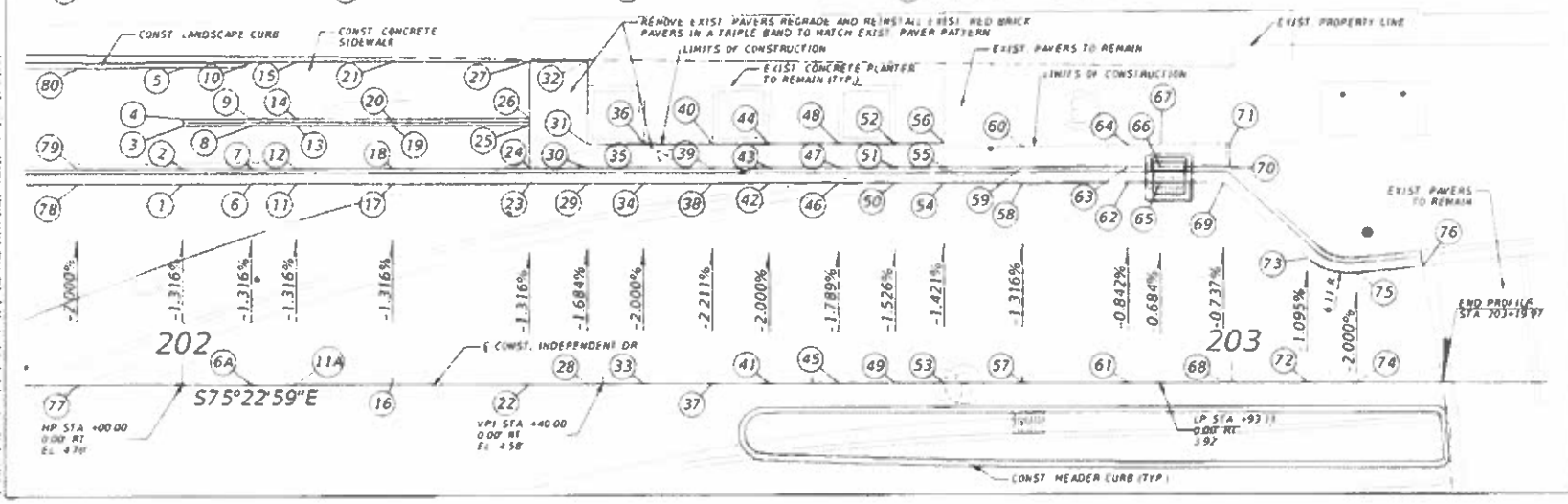

gai consultants

CITY OF JACKSONVILLE PUBLIC WORKS DEPT.

INDEPENDENT DRIVE REALIGNMENT

JACKSONVILLE, FL

ROADWAY GRADING DETAIL

11

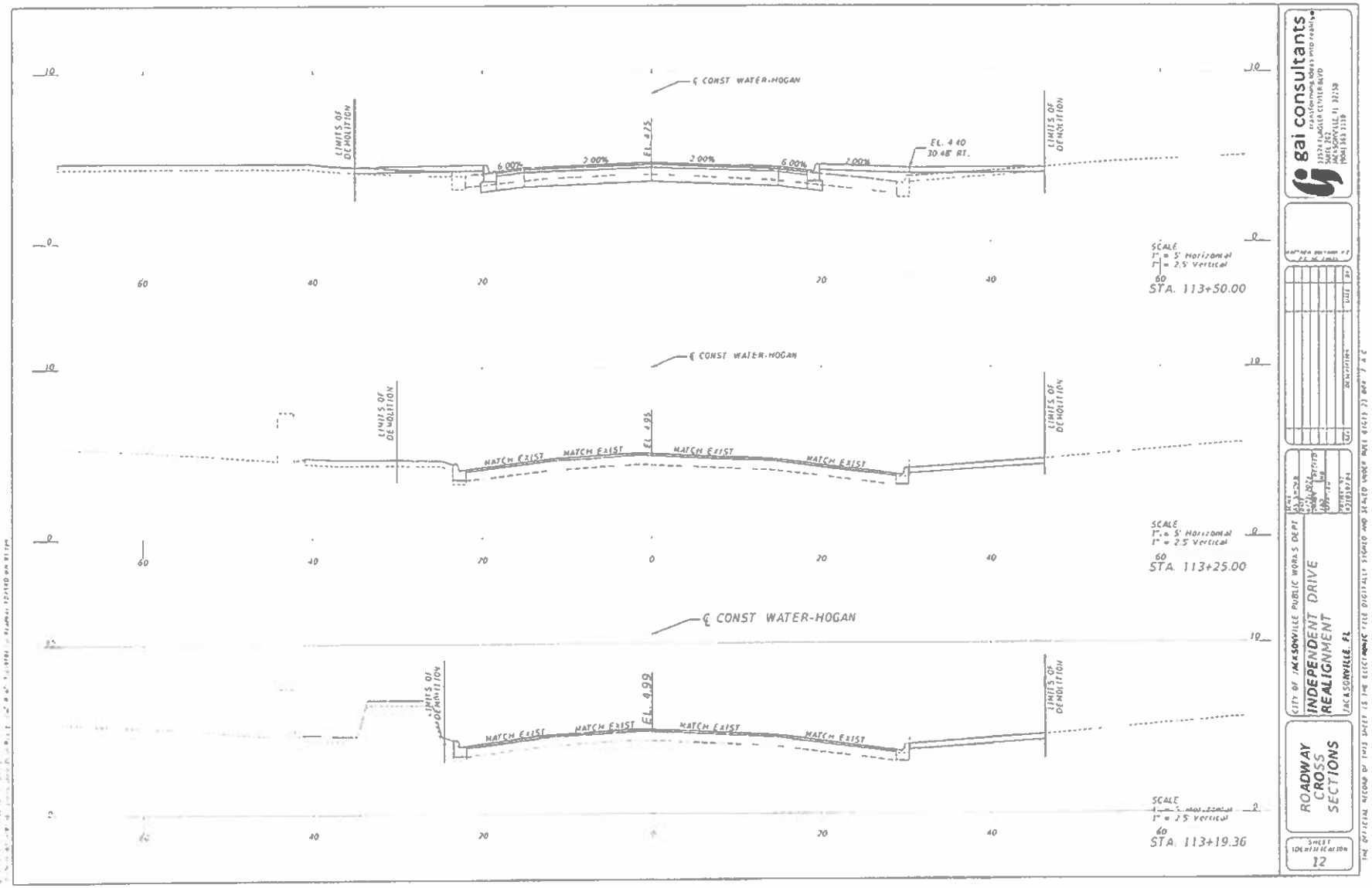

Docusign Envelope ID: E1E72900-548F-4354-AEC8-3FA24E5178B7

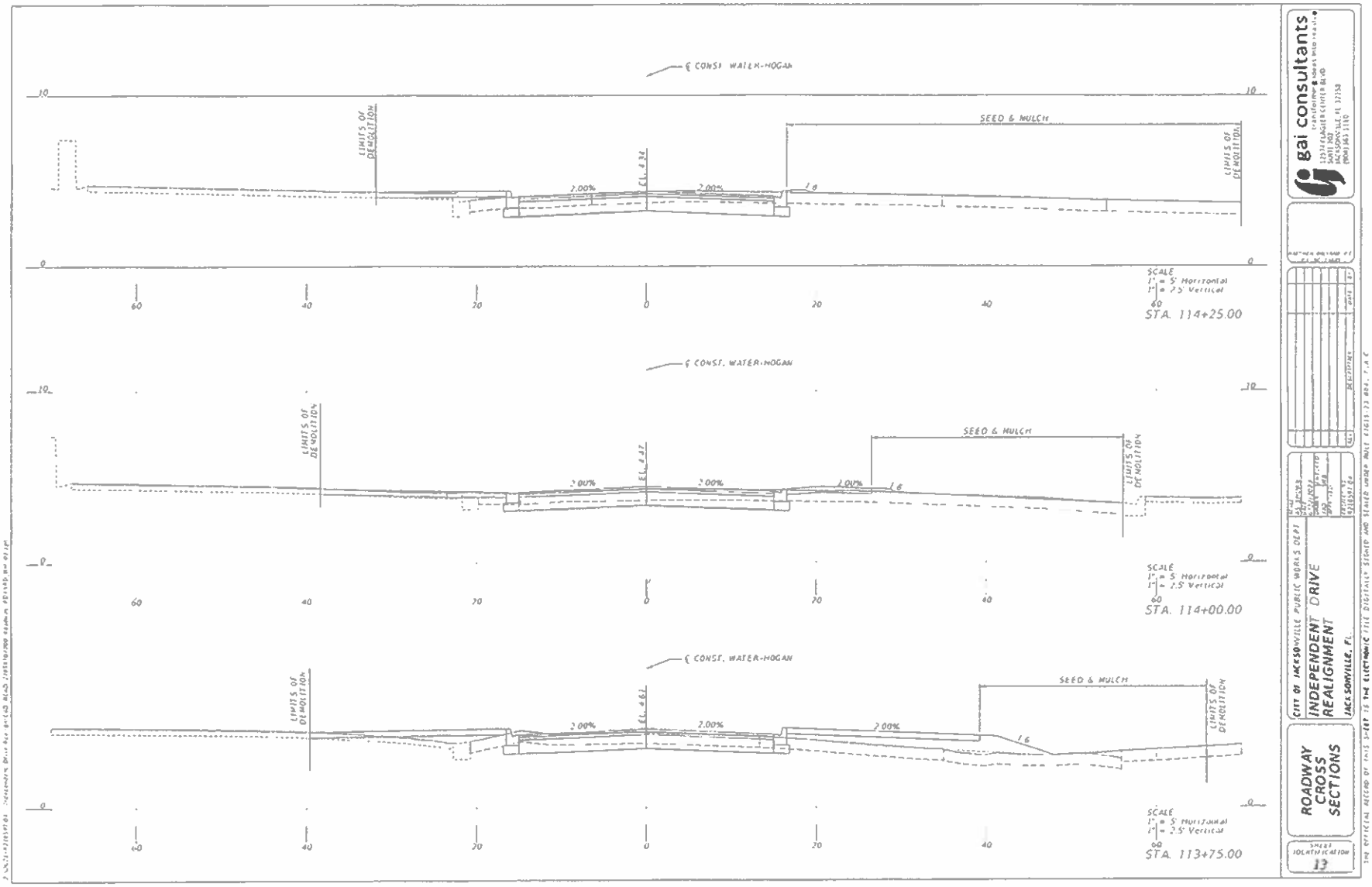

Docusign Envelope ID: E1E72900-548F-4354-AEC8-3FA24E5178B7

Docusign Envelope ID: E1E72900-548F-4354-AEC8-3FA24E5178B7

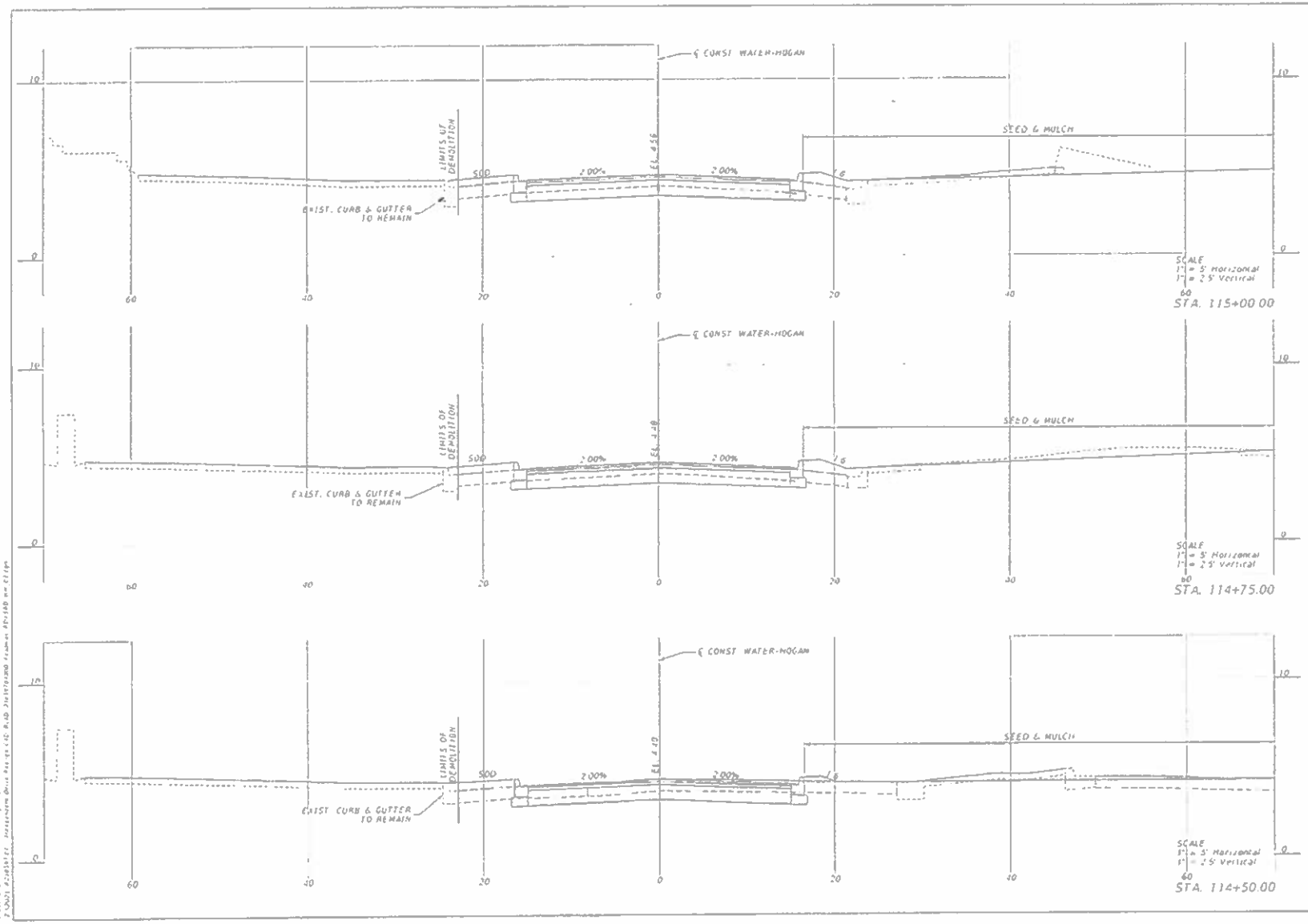

THE OFFICIAL RECORD OF THIS SHEET IS THE ELECTRONIC FILE DIGITALLY SIGNED AND SEALED PRIOR TO PRINTING

Docusign Envelope ID: E1E72900-548F-4354-AEC8-3FA24E5178B7

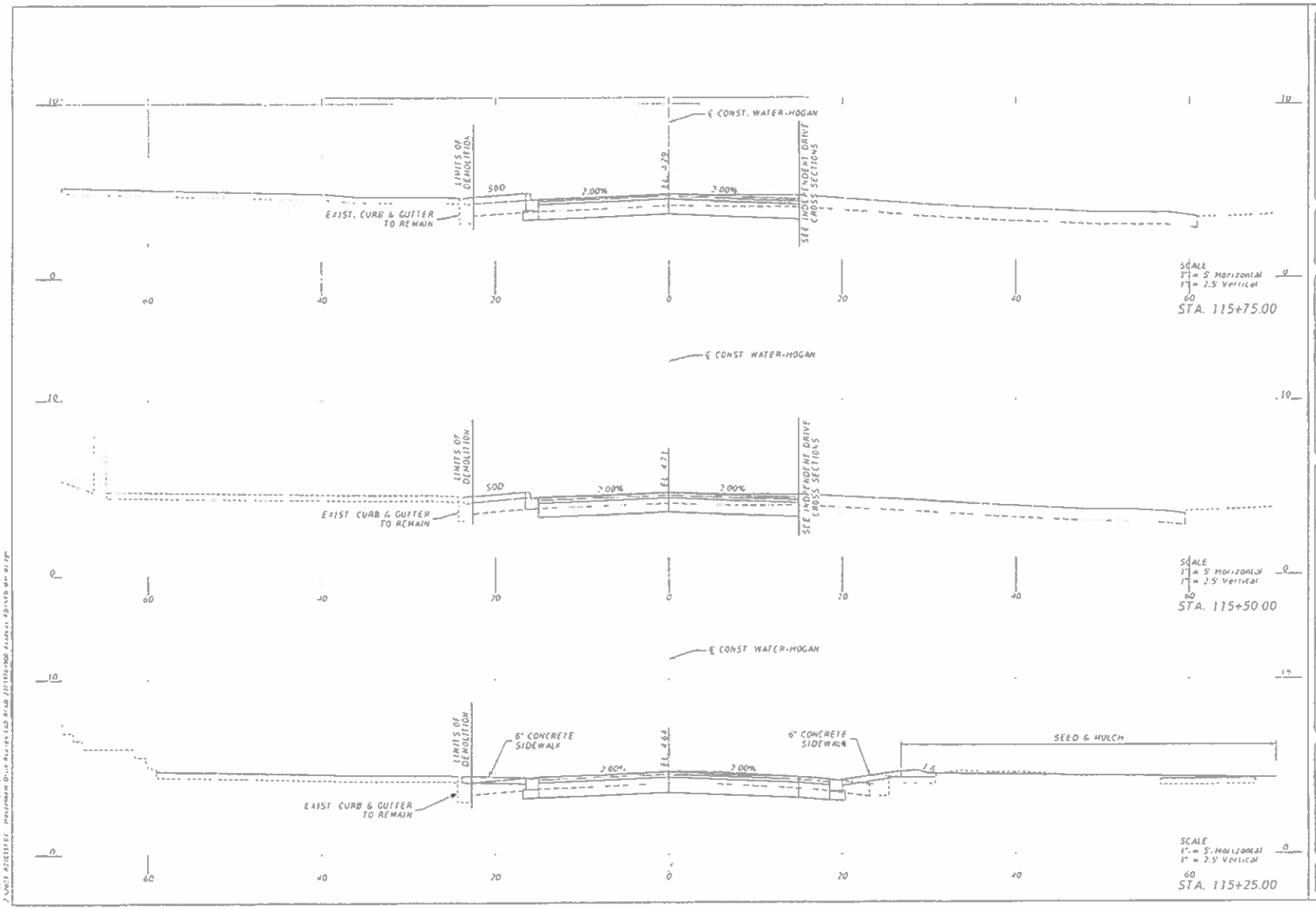

Docusign Envelope ID: E1E72900-548F-4354-AEC8-3FA24E5178B7

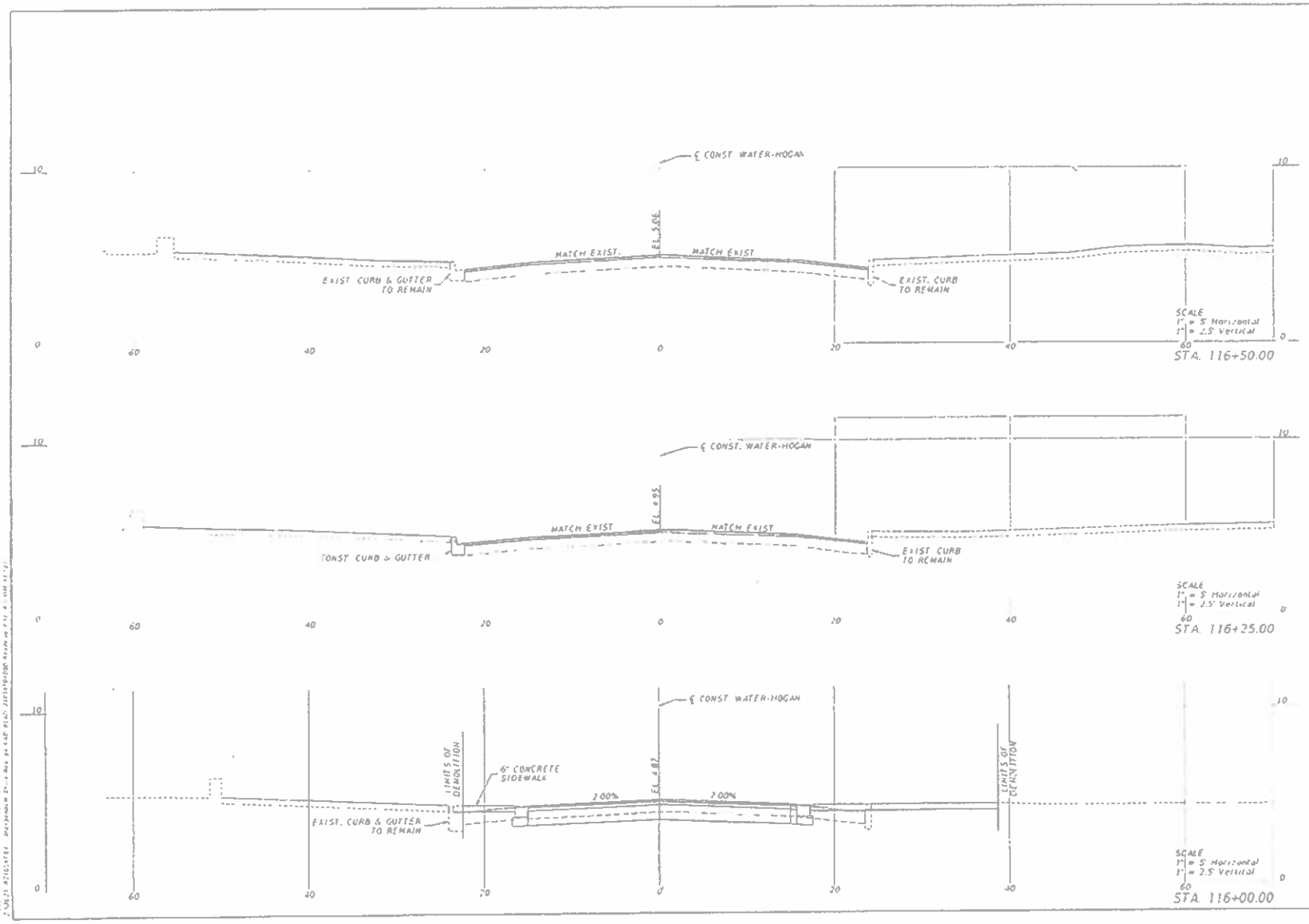

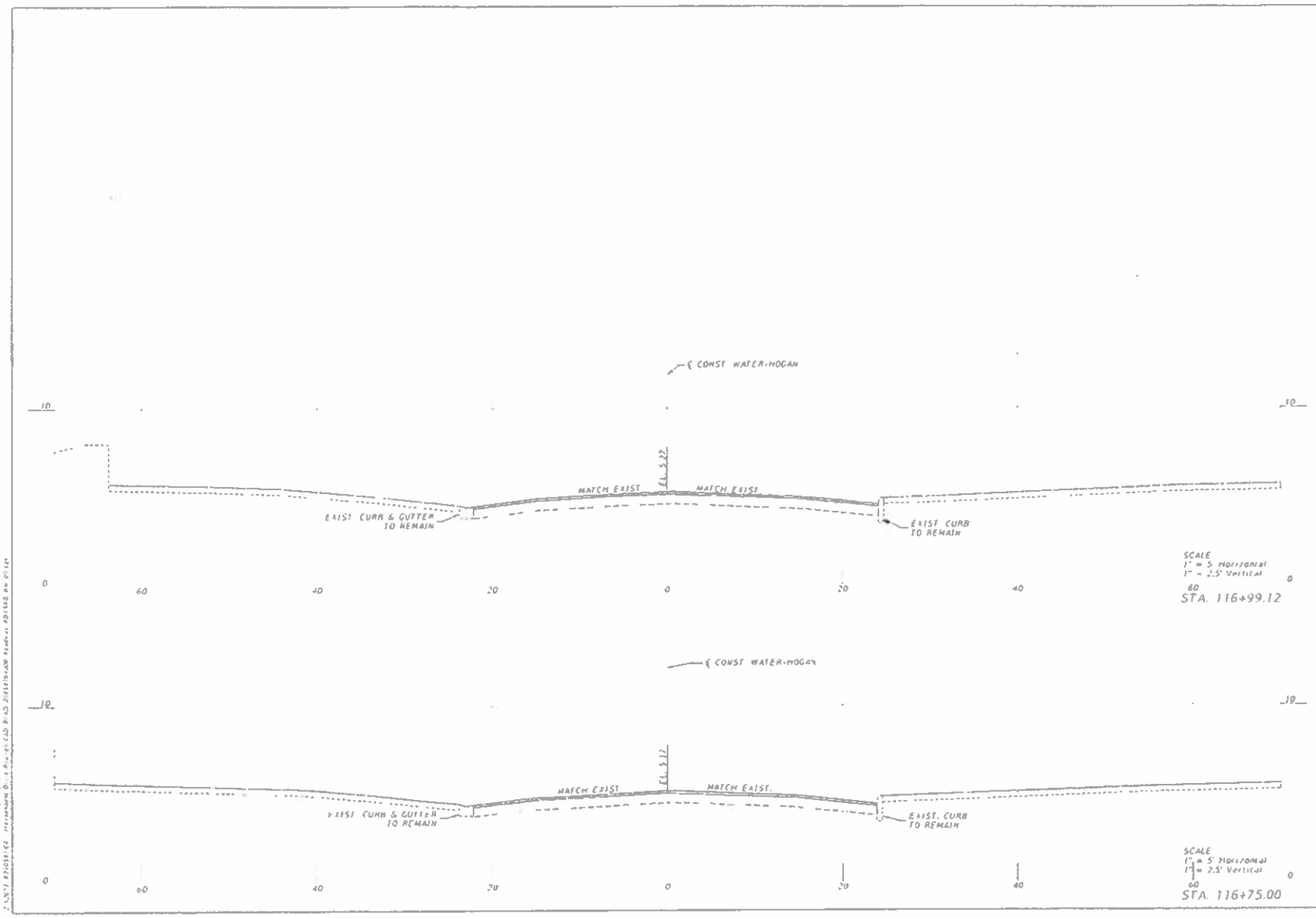

Docusign Envelope ID: E1E72900-548F-4354-AEC8-3FA24E5178B7

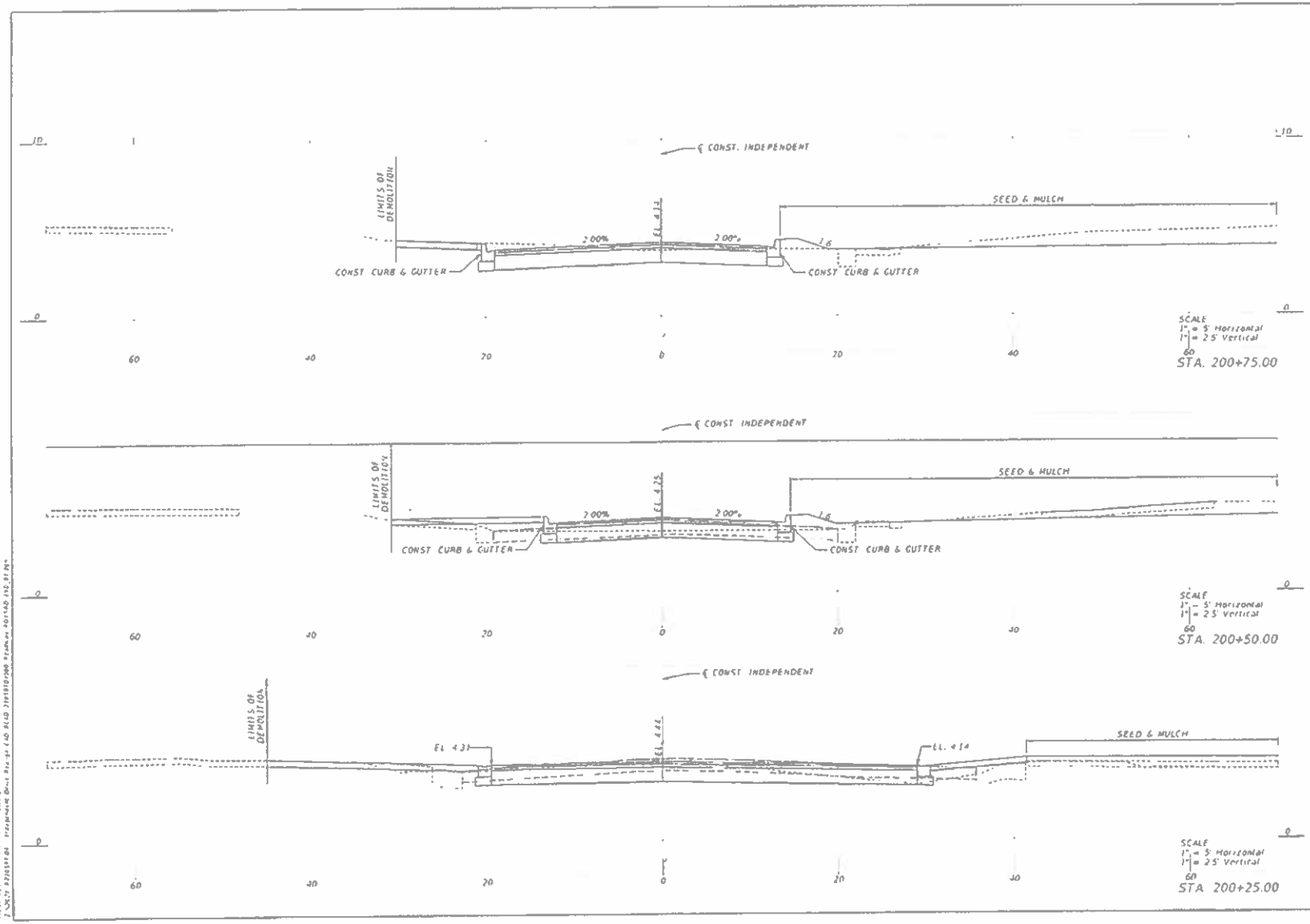

Docusign Envelope ID: E1E72900-548F-4354-AEC8-3FA24E5178B7

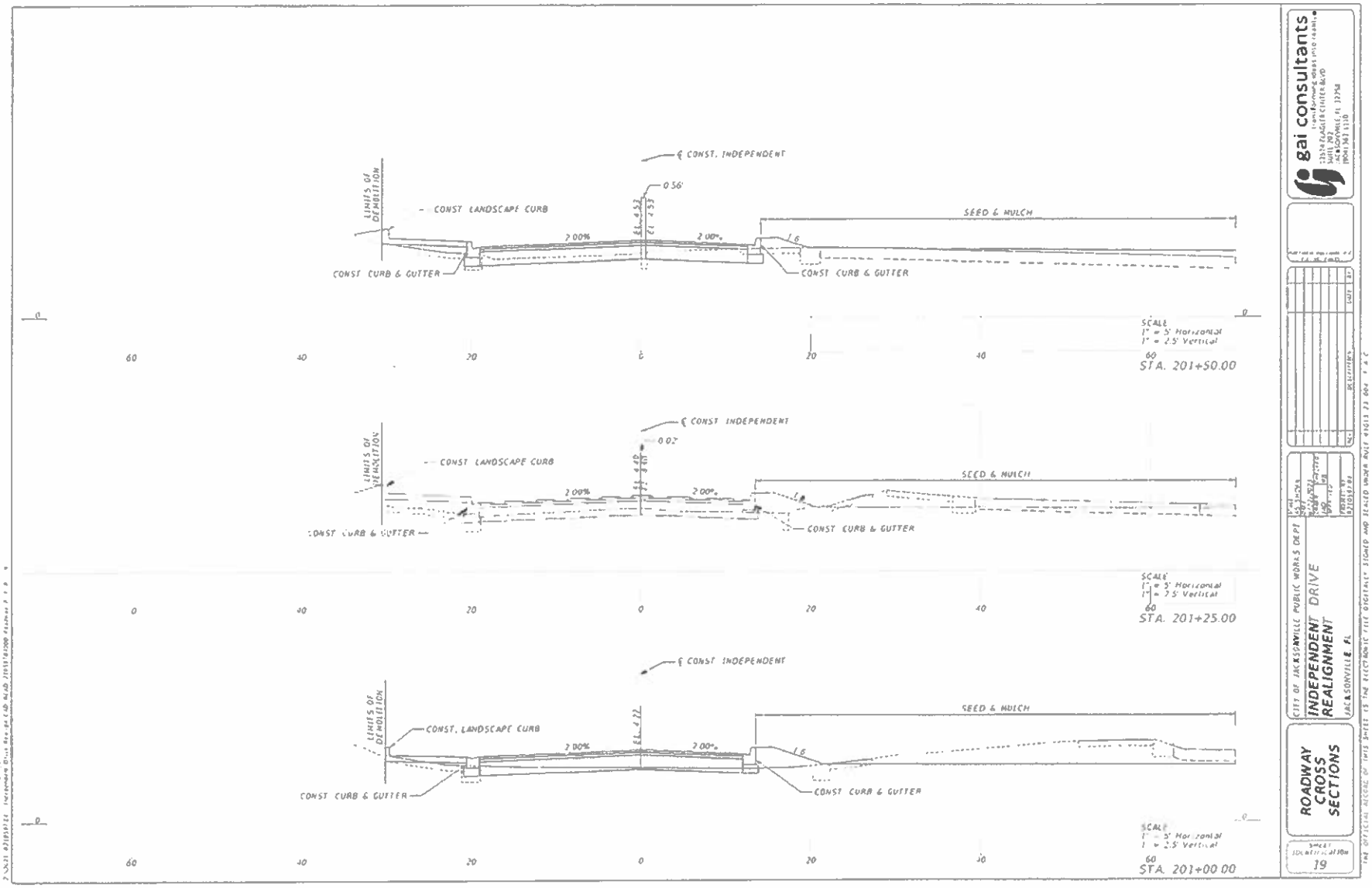

Docusign Envelope ID: E1E72900-548F-4354-AEC8-3FA24E5178B7

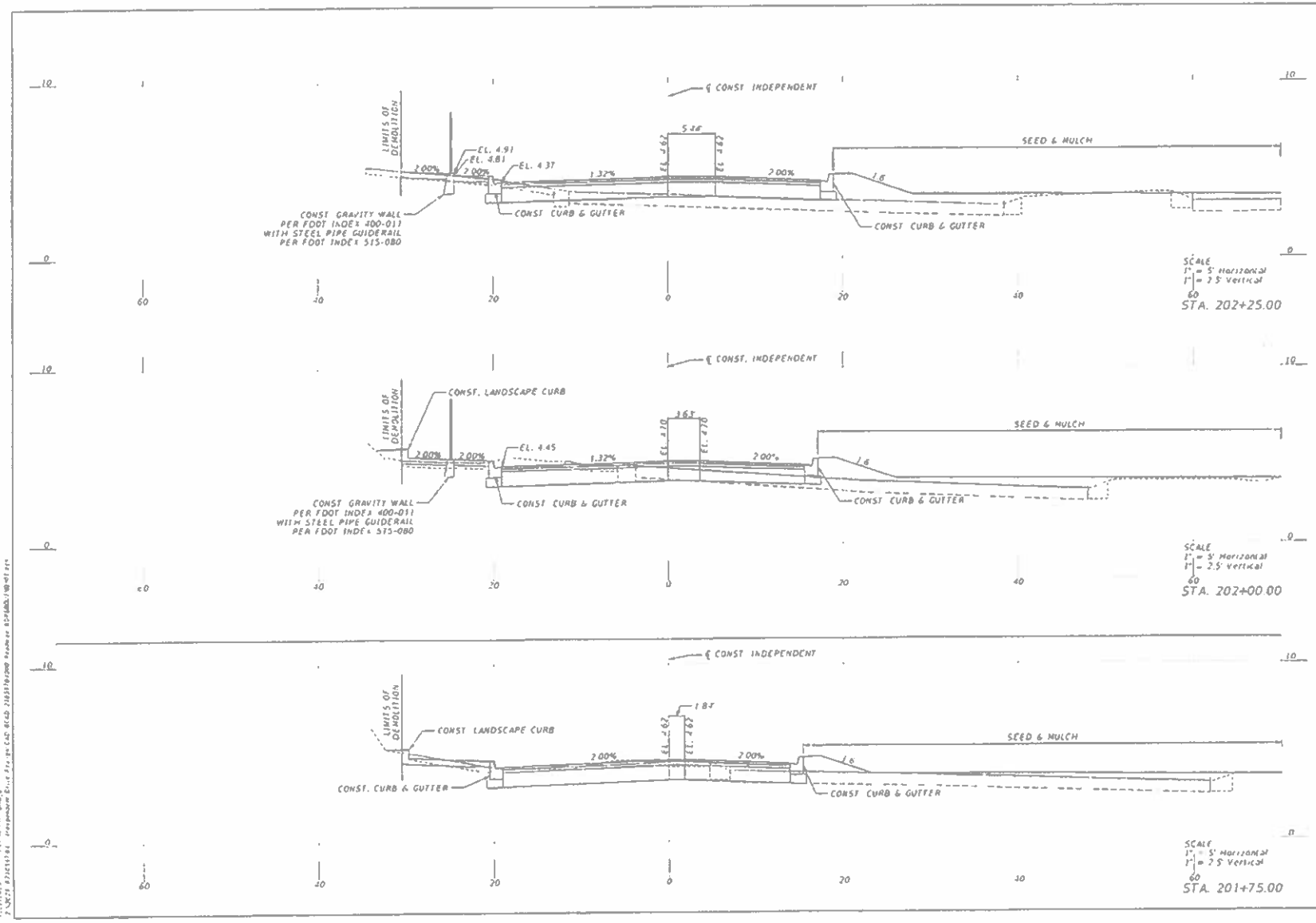

Docusign Envelope ID: E1E72900-548F-4354-AEC8-3FA24E5178B7

Docusign Envelope ID: E1E72900-548F-4354-AEC8-3FA24E5178B7

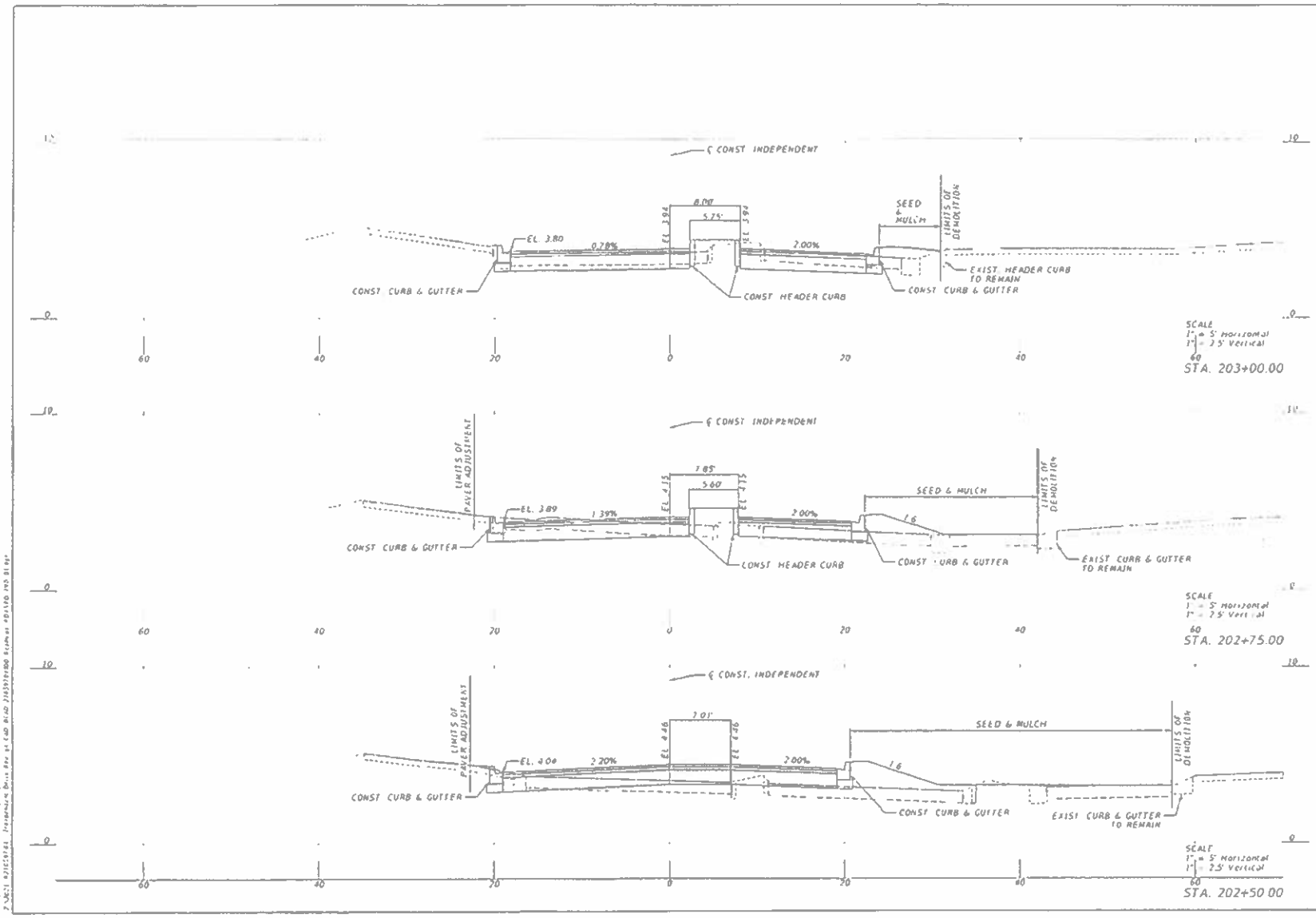

Docusign Envelope ID: E1E72900-548F-4354-AEC8-3FA24E5178B7

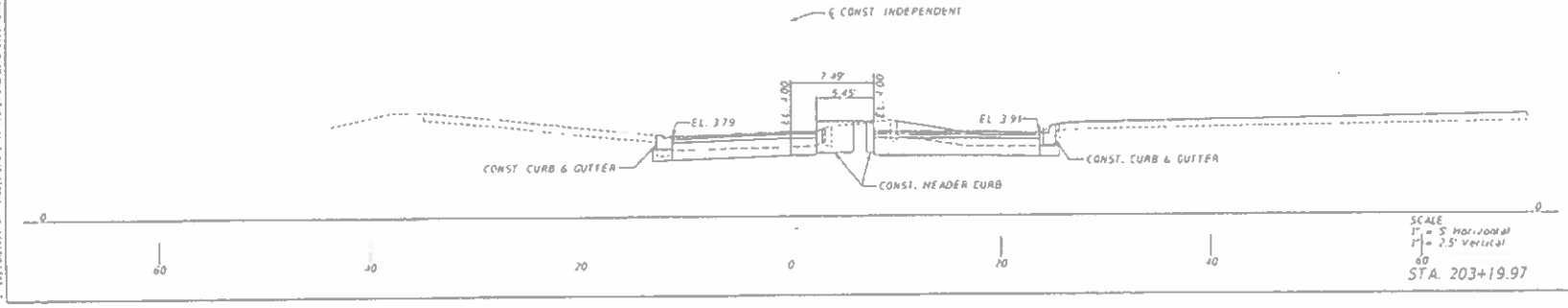

CITY OF JACKSONVILLE PUBLIC WORKS DEPT

INDEPENDENT DRIVE REALIGNMENT

JACKSONVILLE, FL

ROADWAY CROSS SECTIONS

SHEET IDENTIFICATION 22

gai consultants

THE OFFICIAL RECORD OF THIS SHEET IS THE ELECTRONIC FILE DIGITALLY SIGNED AND SEALED UNDER RULE 61G15-23.004, F.A.C.

TEMPORARY TRAFFIC CONTROL PLAN (TTCP) GENERAL NOTES

1. CONTACT CIVIL ENGINEERING TECHNICIAN SENIOR CHARLES FOX BEFORE THE START OF ANY WORK, FOR A PRE-CONSTRUCTION MEETING (904) 491-8628
2. CONTACT THE JACKSONVILLE TRANSPORTATION AUTHORITY (JTA) FOURTEEN (14) DAYS PRIOR TO ANY LANE CLOSURES, TRAFFIC DIVERSIONS, OR ANY OPERATIONS THAT MAY AFFECT ITS BUS ROUTES
3. ALL EXISTING PAVEMENT MARKINGS OUTSIDE THE LIMITS OF CONSTRUCTION WHICH ARE ALTERED SHALL BE REPLACED UPON COMPLETION OF THE PROJECT
4. THE CONTRACTOR IS TO MAINTAIN AND KEEP STREET NAME IDENTIFICATION VISIBLE DURING CONSTRUCTION OPERATIONS IN ORDER TO FACILITATE EMERGENCY VEHICLE TRAFFIC.
5. CONTRACTOR SHALL PROVIDE ACCESS TO BUSINESS AND RESIDENTS AT ALL TIMES DURING CONSTRUCTION THROUGH THE USE OF MILLINGS, COMMERCIAL MATERIAL, STEEL PLATING, OR TEMPORARY BACKFILL AS REQUIRED
6. TEMPORARY CLOSURES OF DRIVEWAYS AND SIDE STREETS TO BE COMPLETED AS REQUIRED
7. THE EXISTING POSTED SPEED LIMIT SHALL BE MAINTAINED DURING CONSTRUCTION
8. IT SHALL BE THE CONTRACTORS RESPONSIBILITY TO COMPLY WITH THE REQUIREMENTS OF THE CURRENT EDITION OF THE FEDERAL HIGHWAY ADMINISTRATION MANUAL ON UNIFORM TRAFFIC CONTROL DEVICES (MUTCD) AND WITH INDEX 102-600 OF THE FDOT ROADWAY AND TRAFFIC DESIGN STANDARD LATEST EDITION
9. ALL SIGNING, PAVEMENT MARKING, BARRICADES AND WARNING LIGHTS NECESSARY FOR MAINTENANCE OF TRAFFIC SHALL CONFORM TO THE CURRENT EDITION OF THE MUTCD AND INDEX 102-600
10. FOR SIDEWALK CLOSURE REQUIREMENTS AND DETAILS SEE FDOT STANDARD PLANS INDEX 102 660
11. THE CONTRACTOR WILL PROVIDE A WORK ZONE TRAFFIC CONTROL SUPERVISOR CERTIFIED AS AN AMERICAN TRAFFIC SAFETY SERVICES ASSOCIATION CERTIFIED SUPERVISOR. THE INDIVIDUAL WILL BE AVAILABLE AT ALL TIMES DURING CONSTRUCTION AND CONTINUALLY AND ADEQUATELY REVIEW TRAFFIC CONTROL DEVICES TO ENSURE PROPER INSTALLATION AND WORKING ORDER.
12. INSTALL CONSTRUCTION SIGNING PRIOR TO COMMENCEMENT OF CONSTRUCTION AND MAINTAIN SIGNAGE DURING CONSTRUCTION
13. ALL TRAFFIC SIGN MESSAGES SHALL BE MAINTAINED BY UTILIZING THE EXISTING SIGNS, NEW SIGNS OR A COMBINATION OF THE ABOVE
14. POSITIVE DRAINAGE MUST BE MAINTAINED DURING ALL STAGES OF CONSTRUCTION. TEMPORARY DRAINAGE SHALL UTILIZE PROPOSED DRAINAGE STRUCTURES TO THE EXTENT POSSIBLE
15. EXISTING SIGNS AND PAVEMENT MARKINGS THAT CONFLICT WITH CONSTRUCTION SIGNING AND MARKINGS SHALL BE DEFACED, REMOVED OR COVERED
16. STREET NAME SIGNS SHALL BE PLACED WHERE THEY ARE CLEARLY VISIBLE DURING CONSTRUCTION AND BUSINESS ACCESS SIGNS SHALL BE PLACED AT ALL BUSINESSES
17. NOTIFY THE TRAFFIC ENGINEERING DIVISION 904-255-7511 A MINIMUM OF 5 WORKING DAYS PRIOR TO IMPLEMENTATION OF THE MOT
18. THE PROJECT WORK HOURS SHALL BE 7:00 AM TO 7:00 PM. WORK OUTSIDE OF THESE HOURS SHALL BE COORDINATED FOR APPROVAL BY THE CITY

gai consultants
32974 FIELDER CENTER BLVD
SUITE 200
JACKSONVILLE, FL 32256
(904) 363-7510

CITY OF JACKSONVILLE PUBLIC WORKS DEPT.

INDEPENDENT DRIVE REALIGNMENT

JACKSONVILLE, FL.

TEMPORARY TRAFFIC CONTROL GENERAL NOTES

SHEET IDENTIFICATION 23

THE OFFICIAL RECORD OF THIS SHEET IS THE ELECTRONIC FILE DIGITALLY SIGNED AND SEALED UNDER RULE 61G15 27.004 F.A.C.

Docusign Envelope ID: E1E72900-548F-4354-AEC8-3FA24E5178B7

Docusign Envelope ID: E1E72900-548F-4354-AEC8-3FA24E5178B7

Docusign Envelope ID: E1E72900-548F-4354-AEC8-3FA24E5178B7

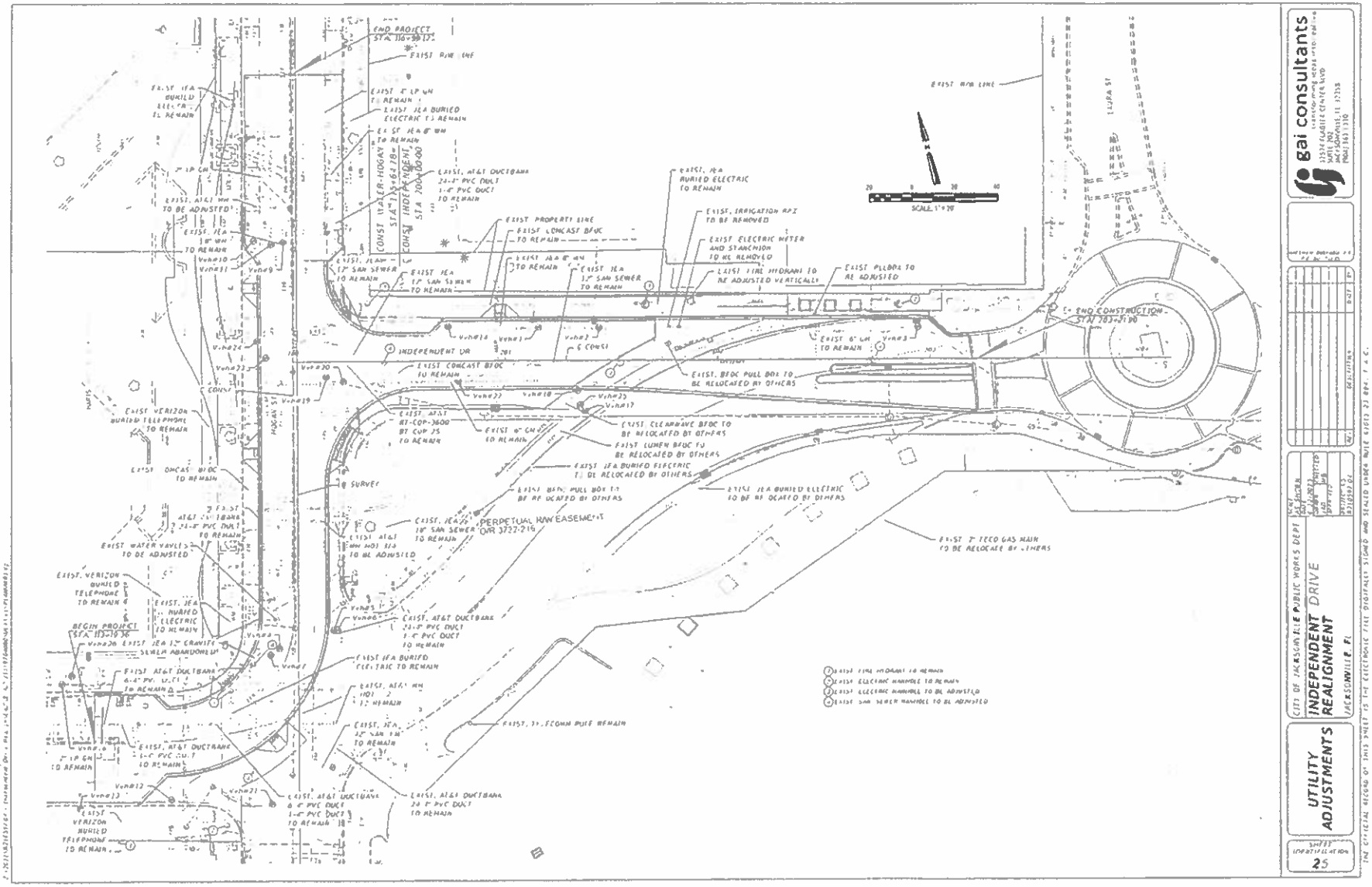

SUMMARY OF VERIFIED UTILITIES

Vvh #	UTILITY DESCRIPTION (Owner, Type)	SIZE	MATERIALS	@ and/or ℄ STATION	OFFSET	LT/RT	EXISTING GROUND ELEVATION	TOP ELEVATION	COMMENTS
1	JEA, WATER	8"	CI	201+15.86	11.53'	LT	3.25'	1.39'	
2	JEA, WATER	8"	CI	201+44.21	11.37'	LT	3.48'	0.91'	
3	JEA, WATER	8"	BLUE PVC	202+94.39	10.93'	LT	3.59'	-0.26'	
4	JEA, WATER	8"	CI	114+25.22	2.78'	LT	4.29'	0.44'	
5	AT&T, COMMUNICATIONS	1.5"x1.5"	GRAY PE	114+38.47	19.64'	RT	4.39'	0.26'	
6	UNKNOWN	(8) 4"	WHITE PVC	114+38.53	23.44'	RT	4.39'	0.49'	
7	TECO, GAS	6"	STEEL	114+20.47	5.51'	LT	4.24'	1.84'	
8									UNABLE TO LOCATE
9	JEA, WATER	8"	STEEL	116+16.66	4.14'	LT	4.81'	-2.49'	
10	AT&T, COMMUNICATIONS	4"	WHITE PVC	116+17.56	18.18'	LT	4.43'	1.43'	
11	TECO, GAS	6"	STEEL	116+15.55	9.87'	LT	4.68'	1.32'	
12	AT&T, COMMUNICATIONS	2"	ORANGE PE	113+54.96	31.68'	RT	3.85'	-0.95'	
13A	JEA, WATER	8"	CI	113+12.70	36.09'	RT	4.32'	-1.38'	
13B	UNKNOWN	3"	GALVANIZED					3.69'	
13C	UNKNOWN	1"	GALVANIZED					3.47'	
14	JEA, WATER	8"	CI	200+73.18	12.26	LT	3.93'	1.46'	
15									UNABLE TO VERIFY POSSIBLE VVH#26 10" MALLE PVC LINE
16A	AT&T, COMMUNICATIONS	2.2"x1.1"	CONCRETE DUCT BANK	113+08.09	22.93'	LT	4.01'	-0.84'	
16B	UNKNOWN	12"x12"	CONCRETE DUCT BANK					-2.99'	
17	CLEARWAVE FIBER COMMUNICATIONS	(2) 1.5"	BLACK PE	201+37.64	27.49'	RT	4.41'	0.89'	
18	CLEARWAVE FIBER COMMUNICATIONS	(2) 1.5	GRAY PE	201+34.15	18.21'	RT	4.17'	0.22'	
19A	AT&T, COMMUNICATIONS	(24) 4"	BLUE PVC	115+53.37	15.73'	RT	4.65'	1.05'	
19B	TECO GAS	6"	STEEL					1.65	
20	TECO, GAS	6"	STEEL	115+51.07	23.90'	RT	4.42'	1.32'	
21	JEA WATER	8"	CI	113+82.66	46.30'	RT	3.92'	0.15'	
22	TECO GAS	6"	STEEL	200+77.91	13.61'	RT	3.67'	1.57'	
23A	AT&T, COMMUNICATIONS	2"	GRAY PE	115+62.54	12.67'	LT	4.51'	0.78'	
23B	UNKNOWN	2"	GALVANIZED					1.61'	
24A	UNKNOWN	4"	GALVANIZED	115+70.19	16.78'	LT	4.42'	1.32'	
24B	UNKNOWN	1"	GALVANIZED					0.67'	
25A	UNKNOWN	2"	GALVANIZED	201+35.18	25.01'	RT	4.53'	2.03'	
25B	UNKNOWN	(2) 1.5"	WHITE PVC					3.63'	IRRIGATION
25C	UNKNOWN	15" & 25"	WHITE PVC					3.76'	IRRIGATION
26A	UNKNOWN	10"	WHITE PVC	113+08.74	26.60'	LT	4.51	1.74'	
26B	CLEARWAVE FIBER, COMMUNICATIONS	25"	GRAY PVC					4.03	

gai consultants
(904) 363-3330

CITY OF JACKSONVILLE PUBLIC WORKS DEPT.
INDEPENDENT DRIVE REALIGNMENT
JACKSONVILLE, FL

SUMMARY OF VERIFIED UTILITIES

SHEET 26 OF 26

THE OFFICIAL RECORD OF THIS SHEET IS THE ELECTRONIC FILE DIGITALLY SIGNED AND SEALED UNDER RULE 61G15-27.002, F.A.C.

Docusign Envelope ID: E1E72900-548F-4354-AEC8-3FA24E5178B7

EROSION AND SEDIMENTATION CONTROL NOTES

1. THE CONTRACTOR MUST IMPLEMENT AND MAINTAIN ALL EROSION AND SEDIMENT CONTROL MEASURES REQUIRED TO RETAIN SEDIMENT ON-SITE AND TO PREVENT VIOLATIONS OF THE WATER QUALITY CRITERIA AND STANDARDS IN CHAPTERS 62-4 62-302, F.A.C. ALL EROSION/SEDIMENT CONTROL PRACTICES MUST BE IN ACCORDANCE WITH THE GUIDELINES AND SPECIFICATIONS IN SECTION 6 OF THE FLORIDA LAND DEVELOPMENT MANUAL: A GUIDE TO SOUND LAND AND WATER MANAGEMENT (FLORIDA DEPARTMENT OF ENVIRONMENTAL REGULATION 1988), AS WELL AS THE CITY OF JACKSONVILLE STANDARDS. UNLESS A PROJECT SPECIFIC EROSION AND SEDIMENT CONTROL PLAN IS APPROVED BY THE WATER MANAGEMENT DISTRICT IN WHICH CASE THE PRACTICES MUST BE IN ACCORDANCE WITH THE PLAN. IF SITE SPECIFIC CONDITIONS REQUIRE ADDITIONAL MEASURES DURING ANY PHASE OF CONSTRUCTION OR OPERATION TO PREVENT EROSION OR CONTROL SEDIMENT, THE CONTRACTOR MUST IMPLEMENT THE NECESSARY ADDITIONAL EROSION AND SEDIMENT CONTROL MEASURES

2. STABILIZATION MEASURES SHALL BE INITIATED FOR EROSION AND SEDIMENT CONTROL ON DISTURBED AREAS AS SOON AS PRACTICABLE IN PORTIONS OF THE SITE WHERE CONSTRUCTION ACTIVITIES MAY BE TEMPORARILY OR PERMANENTLY CEASED, BUT IN NO CASE MORE THAN 14 DAYS AFTER THE CONSTRUCTION ACTIVITY IN THAT PORTION OF THE SITE HAS TEMPORARILY OR PERMANENTLY CEASED

3. THE LOCATION AND TYPE OF THE EROSION CONTROL MEASURES SHOWN ON THE PLANS ARE PROVIDED FOR GENERAL GUIDANCE TO THE CONTRACTOR AND METHODS AND SEQUENCING OF CONSTRUCTION EMPLOYED BY THE CONTRACTOR MAY REQUIRE MORE OR LESS EROSION CONTROL MEASURES THAN THAT DEPICTED TO MAINTAIN ADEQUATE EROSION AND SEDIMENT CONTROL FOR THE CONSTRUCTION ACTIVITIES

4. EROSION/TURBIDITY BARRIERS MUST BE INSTALLED AT ALL LOCATIONS WHERE THE POSSIBILITY OF TRANSFERRING SEDIMENT OR SUSPENDED SOLIDS TO ADJACENT PROPERTIES, JURISDICTIONAL WETLANDS AND OR RECEIVING WATER BODIES EXISTS DUE TO THE PROPOSED WORK. TURBIDITY BARRIERS MUST REMAIN IN PLACE AT ALL LOCATIONS UNTIL CONSTRUCTION IS COMPLETED AND SOILS ARE STABILIZED AND VEGETATION HAS BEEN ESTABLISHED. THEREAFTER THE CONTRACTOR WILL BE RESPONSIBLE FOR THE REMOVAL OF THE BARRIERS. THE CONTRACTOR SHALL MAINTAIN THE EROSION/TURBIDITY CONTROL BARRIERS. DAILY THE CONTRACTOR IS TOTALLY RESPONSIBLE FOR PROVIDING THE NECESSARY EROSION/TURBIDITY CONTROL FOR THIS PROJECT. THE CONTRACTOR WILL BE RESPONSIBLE FOR ANY PENALTIES IMPOSED BY THE PERMITTING AGENCIES FOR ANY EROSION, SHOALING OR WATER QUALITY PROBLEMS RESULTANT TO CONSTRUCTION ACTIVITIES

5. THE CONTRACTOR SHALL BE RESPONSIBLE FOR THE CORRECTION OF ANY EROSION SEDIMENTATION, SHOALING OR WATER QUALITY PROBLEMS THAT RESULT FROM THE CONSTRUCTION ACTIVITIES. CONTRACTOR SHALL USE APPROPRIATE BEST MANAGEMENT PRACTICES FOR EROSION AND SEDIMENT CONTROL AS DESCRIBED IN THE FLORIDA LAND DEVELOPMENT MANUAL, A GUIDE TO SOUND LAND AND WATER MANAGEMENT (DEP 1988) AND/OR ACCORDING TO FDOT ROADWAY AND TRAFFIC DESIGN STANDARDS FOR EROSION CONTROL APPLICATIONS AND ACCORDING TO THE CITY OF JACKSONVILLE STANDARDS AND THE FLORIDA STORMWATER EROSION AND SEDIMENTATION CONTROL INSPECTORS HANDBOOK.

6. MEASURES SHALL BE TAKEN BY THE CONTRACTOR TO INSURE THAT SEDIMENTATION AND/OR TURBIDITY PROBLEMS ARE NOT CREATED IN THE RECEIVING WATER

7. CONTRACTOR SHALL MAKE PROVISIONS TO AVOID TRACKING DIRT AND CONSTRUCTION DEBRIS TO THE ROADWAY VIA TRUCK AND EQUIPMENT TIRES

8. SILT FENCE SHALL BE INSTALLED AND MAINTAINED IN ACCORDANCE WITH CITY OF JACKSONVILLE, AND FDOT STANDARDS AND SPECIFICATIONS, AND THE CONTRACT DRAWINGS

9. CONTRACTOR SHALL REPLACE CLOGGED SECTIONS OF SILT FENCE AND PERFORATED PIPE WITH FRESH SOIL AS NECESSARY TO MAINTAIN WATER PASSAGE

10. CONTRACTOR SHALL PROVIDE SEDIMENT CONTROL DURING INSTALLATION OF NEW CURBING AND DRIVEWAYS AS APPROVED BY THE ENGINEER

11. CONTRACTOR SHALL TAKE CARE TO KEEP EXPOSED AREAS TO A MINIMUM POSSIBLE TIME DURING CONSTRUCTION

12. ON SITE CONTROL MEASURES SHALL BE APPLIED TO REDUCE EROSION AS SHOWN ON THE PLANS, DETAIL SHEETS AND IN ACCORDANCE WITH FDOT, JTEP AND THE CITY OF JACKSONVILLE REGULATIONS FOR EROSION CONTROL MEASURES. STOCKPILING AND STORAGE OF MATERIALS SHOULD NOT BE LOCATED IN A MANNER TO IMPEDE FLOW OR CAUSE MATERIALS TO BE PRODUCED BY STORMWATER RUNOFF

13. ALL TEMPORARY SEDIMENTATION CONTROL STRUCTURES AND MEASURES TO BE USED DURING CONSTRUCTION SHALL BE INSTALLED PRIOR TO ANY CONSTRUCTION ACTIVITY AND SHALL BE MAINTAINED IN AN EFFECTIVE CONDITION UNTIL SUCH TIME AS THE COMPLETION OF THE PERMANENT SYSTEM OR OTHER EROSION CONTROL MEASURES CAN ASSURE ADEQUATE EROSION AND SEDIMENT CONTROL

Docusign Envelope ID: E1E72900-548F-4354-AEC8-3FA24E5178B7

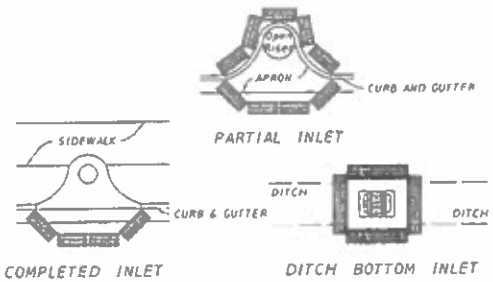

PARTIAL INLET

COMPLETED INLET

DITCH BOTTOM INLET

NOTES

1. ANCHOR SYNTHETIC BALES WITH 2 - 2" x 2" x 4' STAKES PER BALE.

PROTECTION AROUND INLETS OR SIMILAR STRUCTURES

SCALE: NTS

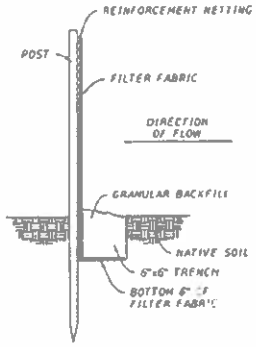

SILT BARRIER DETAIL

SCALE: NTS

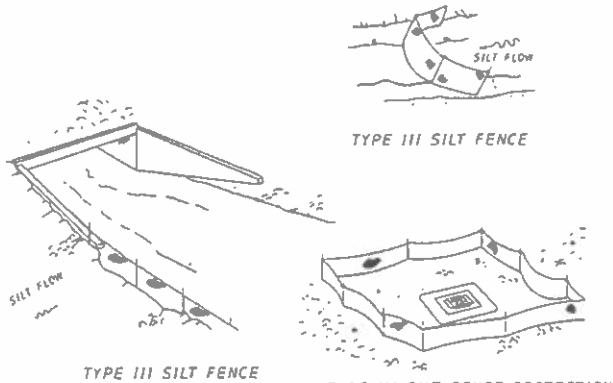

TYPE III SILT FENCE

TYPE III SILT FENCE

TYPE III SILT FENCE PROTECTION AROUND DITCH BOTTOM INLETS

NOTES.

1. DO NOT DEPLOY IN A MANNER THAT SILT FENCES WILL ACT AS A DAM ACROSS PERMANENT FLOWING WATERCOURSES. SILT FENCES ARE TO BE USED AT UPLAND LOCATIONS AND TURBIDITY BARRIERS USED AT PERMANENT BODIES OF WATER

SILT FENCE APPLICATIONS

SCALE: NTS

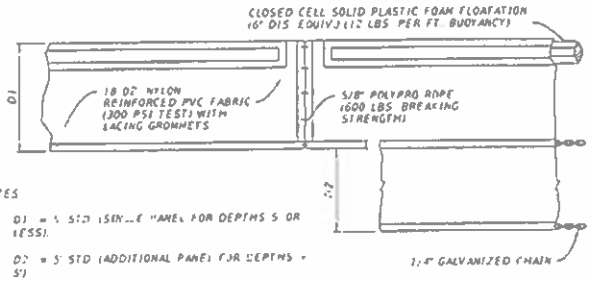

NOTES

1. D1 = 5' STD (SINGLE PANEL FOR DEPTHS 5' OR LESS).
2. D2 = 5' STD (ADDITIONAL PANEL FOR DEPTHS > 5')
3. CURTAIN TO REACH BOTTOM UP TO DEPTHS OF 10 FEET. TWO (2) PANELS TO BE USED FOR DEPTHS GREATER THAN 10 FEET UNLESS OTHERWISE SPECIFIED IN THE CONSTRUCTION PLANS OR AS DIRECTED BY THE ENGINEER
4. USE TURBIDITY BARRIER AS APPLICABLE TO FIELD WORK

TURBIDITY BARRIER

SCALE: NTS

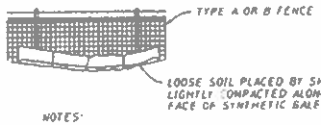

NOTES:

1. SYNTHETIC BALES TO BE STAKED AT THE DIRECTION OF THE ENGINEER

SYNTHETIC BALES BACKED BY FENCE

SCALE: NTS

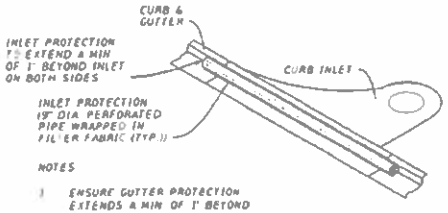

NOTES

1. ENSURE GUTTER PROTECTION EXTENDS A MIN OF 1' BEYOND CURB INLET

INLET PROTECTION

SCALE: NTS

gai consultants

CITY OF JACKSONVILLE PUBLIC WORKS DEPT

INDEPENDENT DRIVE REALIGNMENT

JACKSONVILLE, FL

EROSION CONTROL DETAILS

SHEET 28

THE OFFICIAL RECORD OF THIS SHEET IS THE ELECTRONIC FILE DIGITALLY SIGNED AND SEALED UNDER RULE 61G15-23.004 F.A.C.

Docusign Envelope ID: E1E72900-548F-4354-AEC8-3FA24E5178B7

SIGNING NOTES

1. ALL EXISTING CITY OF JACKSONVILLE SIGNS AND SUPPORTS WITHIN THE CONSTRUCTION LIMITS THAT ARE TO BE REMOVED SHALL BE DELIVERED TO THE TRAFFIC ENGINEERING STORAGE YARD
2. FOR SIGN DETAILS USE THE MANUAL OF STANDARD HIGHWAY SIGNS, AS PUBLISHED BY THE FEDERAL HIGHWAY ADMINISTRATION AND THE U.S. DEPT OF TRANSPORTATION (2012) SUPPLEMENT TO THE 2004 EDITION) AND AS SPECIFIED BY THE MUTCD AND CURRENT CITY OF JACKSONVILLE SIGN SPECIFICATIONS
3. THE CITY TRAFFIC ENGINEER MAY REQUIRE THE CONTRACTOR TO FIELD ADJUST THE LOCATION OF ANY SIGN TO ENSURE PROPER VISIBILITY
4. ALL ABANDONED CONCRETE SIGN FOOTINGS SHALL BE TOTALLY REMOVED.
5. SIGNS HAVE BEEN LOCATED TO AVOID DRIVEWAYS. ANY SIGN THAT INADVERTENTLY FALLS WITHIN A DRIVEWAY SHALL BE RELOCATED AS DIRECTED BY THE ENGINEER
6. OUTSIDE CORNERS OF SIGN FACES TO BE CUT CONCENTRIC WITH BORDER. BORDER SHALL BE PARALLEL TO THE EDGE OF THE SIGN
7. EXCEPT AS NOTED, ALL GROUND MOUNTED SIGNS SHALL HAVE SQUARE POSTS IN ACCORDANCE WITH CURRENT CITY OF JACKSONVILLE SIGN SPECIFICATIONS
8. ALL STREET NAME SIGNS SHALL INCLUDE BLOCK NUMBERS AND SHALL BE INSTALLED IN COMBINATION WITH STOP SIGNS TO MEET THE CITY OF JACKSONVILLE STANDARD SPECIFICATIONS
9. EXISTING STREET NAME SIGNS ON THE PROJECT THAT MUST BE TEMPORARILY RELOCATED DURING CONSTRUCTION SHALL BE KEPT VISIBLE AT ALL TIMES FOR THE FACILITATION OF ACCESS BY EMERGENCY VEHICLES
10. PAY ITEM 654-2 12 RECTANGULAR RAPID FLASHING BEACON ASSEMBLY SHALL BE CARMANAH R920-F MUB STREET MUB WITH AT GLANCE REMOTE AC ESS MONITORING

PAVEMENT MARKING NOTES

1. PAVEMENT MARKINGS SHOULD BE PLACED AS SHOWN ON THE PLANS AND DETAIL SHEETS AND PER COJ PAVEMENT MARKING STANDARDS
2. ANY REQUIRED TEMPORARY MARKINGS MUST BE IN PLACE BEFORE OPENING LANES OF TRAFFIC PAY ITEMS FOR TEMPORARY PAVEMENT MARKINGS ARE TO BE INCLUDED IN THE TABULATION OF QUANTITIES
3. THE REMOVAL OF EXISTING PAVEMENT MARKINGS WILL BE CONSIDERED AN INCIDENTAL ITEM WITH NO ADDITIONAL COMPENSATION PROVIDED
4. ALL PERMANENT PAVEMENT MARKINGS SHALL BE EXTRUDED THERMOPLASTIC AND MEET CURRENT CITY OF JACKSONVILLE SPECIFICATIONS AND/OR FDOT STANDARD SPECIFICATIONS, LATEST EDITION
5. THERMOPLASTIC PAVEMENT MARKINGS ARE TO BE PLACED NO SOONER THAN 30 CALENDAR DAYS AFTER THE COMPLETION OF THE FINAL PAVEMENT LAYER
6. A BITUMINOUS REFLECTIVE PAVEMENT MARKER (RPM) ADHESIVE MEETING CURRENT CITY OF JACKSONVILLE AND/OR FDOT SPECIFICATIONS SHALL BE USED ON ASPHALT ROADWAYS
7. THE CONTRACTOR SHALL USE CLASS B REFLECTIVE PAVEMENT MARKERS (RPMS) INSTALLED TO MEET CURRENT CITY OF JACKSONVILLE SPECIFICATIONS AND/OR FDOT STANDARD SPECIFICATIONS
8. REFLECTIVE PAVEMENT MARKERS THAT DO NOT CONFLICT WITH PERMANENT (THERMOPLASTIC) MARKINGS SHALL BE PLACED ON ALL FINAL ASPHALTIC CONCRETE SURFACES IMMEDIATELY AFTER THE TEMPORARY PERMANENT STRIPING IS IN PLACE
9. PAVEMENT MARKINGS REMOVAL.
   (A) PAINT BLACKOUT METHOD OF PAVEMENT MARKINGS REMOVAL IS NOT ACCEPTABLE
   (B) GRINDING OR HYDRO BLAST METHODS SHALL BE USED ON WEATHERED ASPHALT SURFACES
   (C) REMOVAL ON NEW ASPHALT SURFACES SHALL BE BY HYDRO BLAST METHOD ONLY
10. THE CONTRACTOR SHALL CONTACT THE PAVEMENT MARKING INSPECTOR (904) 255-7550 48 HOURS PRIOR TO INSTALLING ANY PAVEMENT MARKINGS ON ANY CITY OF JACKSONVILLE ROADWAY OR STREET
11. IN THE EVENT OF A CONFLICT BETWEEN THE SPECIFICATIONS OF THE CITY OF JACKSONVILLE AND THE SPECIFICATIONS OF THE FDOT THE CITY OF JACKSONVILLE WILL PREVAIL.

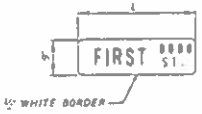

CITY OF JACKSONVILLE
STOP SIGN MOUNTED STREET NAME SIGN DETAILS

1. STREET NAME TO BE 6" T2000 (SERIES "B" UPPERCASE AND LOWERCASE)
2. BLOCK NUMBERS AND RD., ST., AVE., ETC., TO BE 3" SERIES "B" LETTERS UPPER AND LOWER CASE NUMBERS
3. ALL SHEETING TO BE GREEN E C FILM COVERED OVER SILVER HIGH INTENSITY GRADE PRISMATIC REFLECTIVE SHEETING
4. SIGN BLANK TO BE 0.063" THICK ALUMINUM
5. BORDER TO BE ½" SILVER HIGH INTENSITY GRADE PRISMATIC REFLECTIVE SHEETING
6. SIGNS TO BE A MINIMUM OF 9" x 30" TO A MAXIMUM OF 9" x 48" THE SIZE OF THE SIGN SHALL BE INCREASED IN 6" INCREMENTS ONLY

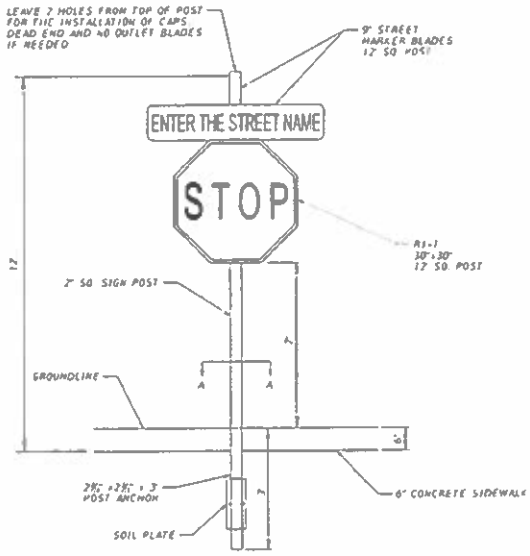

CITY OF JACKSONVILLE
SIGN INSTALLATION FOR 2"x12' SQ. POST
NOT TO SCALE

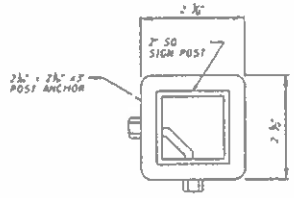

SECTION A-A
NOT TO SCALE

gai consultants
32134 PARK CENTRE BLVD
SUITE 202
JACKSONVILLE FL 32256
(904) 363 1110

MARK	DESCRIPTION	DATE	BY

CITY OF JACKSONVILLE PUBLIC WORKS DEPT
INDEPENDENT DRIVE REALIGNMENT
JACKSONVILLE, FL

SIGNING AND PAVEMENT MARKING GENERAL NOTES

SHEET IDENTIFICATION
30

THE OFFICIAL RECORD OF THIS SHEET IS THE ELECTRONIC FILE DIGITALLY SIGNED AND SEALED UNDER RULE 61G15-23.004 F.A.C.

Docusign Envelope ID: E1E72900-548F-4354-AEC8-3FA24E5178B7

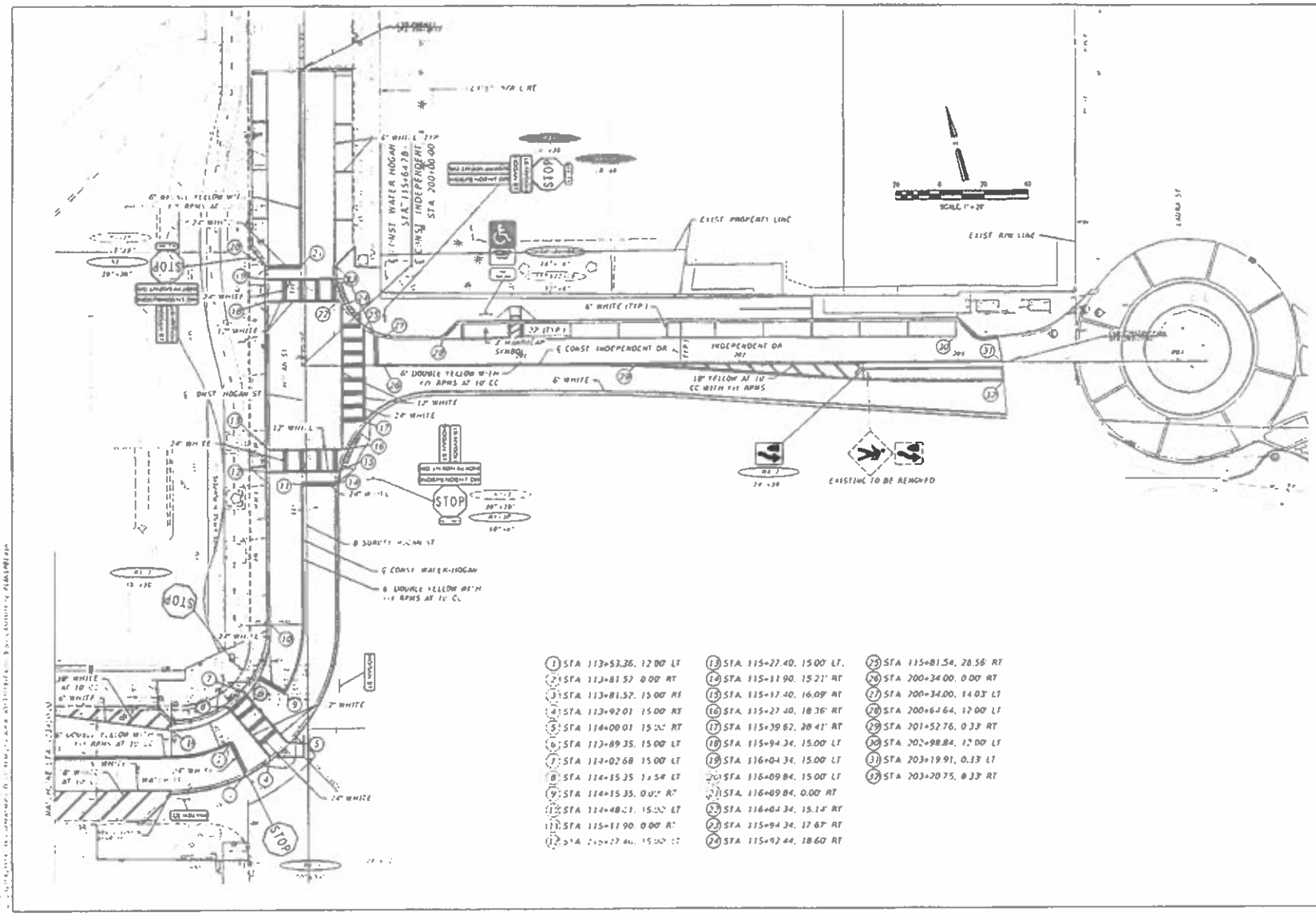

Docusign Envelope ID: E1E72900-548F-4354-AEC8-3FA24E5178B7

Docusign Envelope ID: E1E72900-548F-4354-AEC8-3FA24E5178B7

Docusign Envelope ID: E1E72900-548F-4354-AEC8-3FA24E5178B7

LIGHTING GENERAL NOTES:

1 ALL LIGHTING AND ELECTRICAL COMPONENTS INSTALLED SHALL MEET JEA'S MINIMUM REQUIREMENTS AS PROVIDED IN JEA STANDARDS FOR BUILDING AND MATERIALS

2 THE LOCATIONS OF EXISTING UTILITIES AS SHOWN ON THESE PLANS ARE APPROXIMATE AND BASED ON THE INFORMATION FURNISHED TO THE ENGINEER BY THE UTILITY OWNER(S) AND ARE SHOWN AS NOTICE TO THE CONTRACTOR THAT UNDERGROUND UTILITIES EXIST. BEFORE EXCAVATING THE CONTRACTOR SHALL NOTIFY THE UTILITY OWNER(S) AND REQUEST THEM TO LOCATE AND STAKE THEIR UNDERGROUND FACILITIES

3 PULLING INSTRUCTIONS CONNECT PULLING DEVICES TO COPPER WIRE AND NOT TO SACKET AND MEET MANUFACTURER'S REQUIREMENTS USE PULLING CORD PER MANUFACTURER'S REQUIREMENTS ALL BENDS SHALL NOT BE LESS THAN RECOMMENDED BY N.E.C. OR N.E.S.C. FOR CABLE USED.

4 3" CONDUITS TO BE INSTALLED WITH 30 INCH MINIMUM COVERS, 36 INCH MAXIMUM FROM FINAL GRADE TO TOP OF CONDUIT. ELECTRICAL WARNING TAPE (WARNING TAPE) TO BE INSTALLED PER JEA STANDARDS FOR TRENCHED CONDUIT.

5 ALL CONDUIT TRENCHES SHALL BE BACKFILLED COMPLETELY TO PROVIDE SAFE CROSSING BY THE END OF EACH WORKING DAY OR WHENEVER THE WORK ZONE BECOMES INACTIVE. THE CONTRACTOR SHALL NOT OPEN ANY AREA THAT CANNOT BE BACKFILLED IN THE SAME DAYLIGHT OPERATION

6 ALL SPLICES SHALL BE MADE IN PULL BOXES ONLY WITH COMPRESSION SLEEVES OR SPLIT BOLT CONNECTORS, PROPERLY SLEEVED AND WATERPROOFED

7 SPLICES AND CONNECTIONS MADE IN PULL BOXES SHALL BE LIMITED TO THE SERVICE POINT AND CONDUIT JUNCTION WITH MULTI-DIRECTIONAL CONDUITS AS INDICATED ON PLANS. THE CONNECTIONS MADE AT THESE POINTS SHOULD BE PROPERLY TAPED AND HEAT SHRINK TUBES OR CAPS SHALL BE USED TO WATERPROOF THESE CONNECTIONS

8 THE CONTRACTOR WILL BE RESPONSIBLE FOR VERIFYING VERTICALLY AND HORIZONTALLY (VVH) EXISTING UTILITIES PRIOR TO EXCAVATIONS AND/OR BORES AT THE DIRECTION OF THE ENGINEER THIS SHOULD BE PERFORMED USING VACUUM EXCAVATION OR COMPARABLE NON-DESTRUCTIVE EQUIPMENT. ALL RIGHTS OF WAY SHALL BE RESTORED TO THE CONDITION WHICH EXISTED PRIOR TO THE BORE THIS WILL BE INCLUDED IN THE COST OF THE BORE.

9 EXISTING UTILITIES ARE TO REMAIN IN PLACE UNLESS OTHERWISE NOTED

10 ALL ELECTRICAL WORK SHALL MEET ALL REQUIREMENTS OF THE LATEST EDITION OF THE NATIONAL ELECTRICAL CODE AND NATIONAL ELECTRICAL SAFETY CODE

11 THE CONTRACTOR SHALL NOTIFY JEA ELECTRIC AT LEAST 48 HOURS PRIOR TO ANY INSTALLATION THAT IS WITHIN 30 FEET OF ENERGIZED ELECTRICAL CONDUCTORS JEA ELECTRIC, AT ITS OPTION, SHALL ASSIST THE CITY CONTRACTOR, COVER UP ENERGIZED CONDUCTORS AT INSTALLATION SITE, OR TAKE OTHER SAFETY PRECAUTIONS AS NECESSARY EXTREME CAUTION SHALL BE EXERCISED AT ALL TIMES IN PERFORMANCE OF WORK AROUND THE PRIMARY HIGH VOLTAGE COMPONENTS

12 AT LOCATIONS WHERE UNDERGROUND UTILITIES ARE WITHIN TWO (2) FEET OF LIGHTING FOUNDATIONS AND/OR CONDUIT RUNS), AS DETERMINED BY THE ENGINEER THE CONTRACTOR WILL HAND DIG THE FIRST FOUR (4) FEET OF THE HOLE FOR THE POLE FOUNDATION AND/OR THE CONDUIT RUN(S)

13 MOUNTING HEIGHTS ARE DETERMINED FROM THE BOTTOM OF THE LUMINAIRE VERTICALLY TO THE PAVEMENT OR SIDEWALK GRADE

14 TEMPORARY LIGHTING SHALL BE PROVIDED DURING ALL PHASES OF CONSTRUCTION, EITHER BY USING THE EXISTING LIGHTING WHERE PRACTICAL, INCLUDING MAINTAINING UNDERGROUND ELECTRIC SERVICE. TEMPORARY OVERHEAD POWER SERVICE WIRE MAY BE USED WHERE UNDERGROUND SERVICE IS INTERRUPTED PROVIDE ANY NEW POLES NECESSARY TO MINIMIZE SERVICE WIRE SAG THE CONTRACTOR MAY ELECT TO PROVIDE NEW TEMPORARY LIGHTING WHEN THE ROADWAY CONSTRUCTION AFFECTS THE EXISTING LIGHTING EXISTING ILLUMINATION LEVELS SHALL BE MAINTAINED BY THE ELECTRICAL CONTRACTOR DURING ALL PHASES OF CONSTRUCTION PORTABLE-GENERATOR-OPERATED LIGHTS ARE NOT ACCEPTABLE FOR USE AS TEMPORARY LIGHTING

15 CONTRACTOR MAY FIELD ADJUST LIGHT POLES WITHIN A 2 FT. RADIUS OF PLAN LOCATIONS TO MINIMIZE AND AVOID UTILITY CONFLICTS PULLBORES ARE SHOWN FOR DIAGRAMMATIC PURPOSES ONLY AND MAY BE FIELD ADJUSTED AS NEEDED

gai consultants
Transforming ideas into reality
3320 Southside Blvd
Suite 300
Jacksonville, FL 32250
(904) 363-3320

CITY OF JACKSONVILLE PUBLIC WORKS DEPT.
INDEPENDENT DRIVE REALIGNMENT
JACKSONVILLE, FL.

LIGHTING GENERAL NOTES

SHEET 104 OF 114 SHEETS
33

THE OFFICIAL RECORD OF THIS SHEET IS THE ELECTRONIC FILE DIGITALLY SIGNED AND SEALED UNDER RULE 61G15-23.004 F.A.C.

Docusign Envelope ID: E1E72900-548F-4354-AEC8-3FA24E5178B7

EXHIBIT A-2

POLE DATA

POLE NO	CIRCUIT	STATION	DIST. OR ARM	LUMINAIRE WATTAGE	MOUNTING HEIGHT	POLE SETBACK	IES DISTR.	COLOR TEMP (CCT)	POLE TYPE
01	A	113+45 ℄ Water-Hogan	N/A	100	16'	14' FROM FOC	TYPE III	4000K	JEA standard LED double decorative acorn pedestrian light
02	A	115+09 ℄ Water-Hogan	N/A	100	16'	15' FROM FOC	TYPE III	4000K	JEA standard LED double decorative acorn pedestrian light
03	A	201+26 ℄ Independent	N/A	100	16'	11' FROM FOC	TYPE III	4000K	JEA standard LED double decorative acorn pedestrian light
04	A	202+26 ℄ Independent	N/A	100	16'	8' FROM FOC	TYPE III	4000K	JEA standard LED double decorative acorn pedestrian light
05	A	203+14 ℄ Independent	N/A	100	16'	6' FROM FOC	TYPE III	4000K	JEA standard LED double decorative acorn pedestrian light
06	A	200+44 ℄ Independent	N/A	100	16'	10' FROM FOC	TYPE III	4000K	JEA standard LED double decorative acorn pedestrian light
07	A	201+74 ℄ Independent	N/A	100	16'	4' FROM FOC	TYPE III	4000K	JEA standard LED double decorative acorn pedestrian light

LIGHTING DESIGN CRITERIA

Site Average Initial Intensity	1.5 Foot Candles
Uniformity Ratio Avg./Min.	4:1 Or Less
Max./Min	10:1 Or Less

LIGHTING LEGEND

SYMBOLS	DESCRIPTION
	JEA standard pedestrian light LDDA01 double decorative acorn. Luminaire wired for 120 volt operation. Design luminaire curve used: GVD3_P50_40K_XXII_GL3. Pole mounted on JEA precast concrete anchor base plate ANCBASE6
	Existing luminaire, see plans for construction notes.
	Direct buried 3" Schedule 40 PVC conduit with 2/0 AL Triplex conductors inside
	JEA Service Box item BOXSE001*0 containing two (2) USS*500B Buss Connectors, one (1) USTSL Fuse. 3" Conduit for secondary bus, 1" conduit for connection to light pole, and 12-2 UF conductor for luminaire

gai consultants
(Services of GAI Consultants, Inc.)
7324 FLAGLER CENTER BLVD
SUITE 200
JACKSONVILLE, FL 32258
(904) 351-1180

ATTACH IMAGE FILE OR SEE BELOW

NO	DESCRIPTION	DATE

CITY OF JACKSONVILLE PUBLIC WORKS DEPT

INDEPENDENT DRIVE REALIGNMENT

JACKSONVILLE, FL

LIGHTING POLE DATA

SHEET IDENTIFICATION 34

THE OFFICIAL RECORD OF THIS SHEET IS THE ELECTRONIC FILE DIGITALLY SIGNED AND SEALED UNDER RULE 61G15-23.004 F.A.C.

Docusign Envelope ID: E1E72900-548F-4354-AEC8-3FA24E5178B7

END PROJECT
STA 116+99.12

EXIST R/W LINE

NOTE EXISTING LIGHT FIXTURE AND EQUIPMENT TO BE REMOVED TO BE PROVIDED TO THE CITY BY THE CONTRACTOR FOR FUTURE MAINTENANCE USE

EXISTING LIGHT TO REMAIN

N

0 10 40
Feet

EXIST R/W LINE

EXISTING LIGHT TO REMAIN

S LAURA ST

EXIST. PROPERTY LINE

CONST. WATER-HOGAN
STA. 115+64.38

CONST. INDEPENDENT
STA 200+00.00

STA 201+74
POLE NO 07 CKT A

EXISTING LIGHT TO BE REMOVED

EXISTING LIGHT TO REMAIN

CONNECT TO EXISTING JEA UG ELECTRICAL SERVICE

EXISTING LIGHT TO BE REMOVED

END CONSTRUCTION
STA 203+71.90

EXISTING LIGHT TO REMAIN

INDEPENDENT DR

EXISTING LIGHT TO BE REMOVED

STA 200+44
POLE NO 06 CKT A

℄ CONST

℄ SURVEY

STA 201+26
POLE NO 03 CKT A

STA 115+09
POLE NO 02 CKT A

EXISTING LIGHT TO BE REMOVED

STA 202+26
POLE NO 04 CKT A

STA 203+14
POLE NO 05 CKT A

EXISTING LIGHT TO BE REMOVED

HOGAN ST

EXISTING LIGHT TO REMAIN

STA 114+35
POLE NO 01 CKT A

BEGIN PROJECT
STA 113+19.36
WATER ST

EXISTING LIGHT TO REMAIN

EXISTING LIGHT ON MAST ARM TO BE REMOVED

THE LANDING REDEVELOPMENT
PROJECT BY OTHERS

gai consultants

CITY OF JACKSONVILLE PUBLIC WORKS DEPT

INDEPENDENT DRIVE
REALIGNMENT

JACKSONVILLE, FL.

LIGHTING PLAN

SHEET
35

THE OFFICIAL RECORD OF THIS SHEET IS THE ELECTRONIC FILE DIGITALLY STORED AND SEALED UNDER RULE 61G15-23.004 F.A.C.

Docusign Envelope ID: E1E72900-548F-4354-AEC8-3FA24E5178B7

EXHIBIT # 2

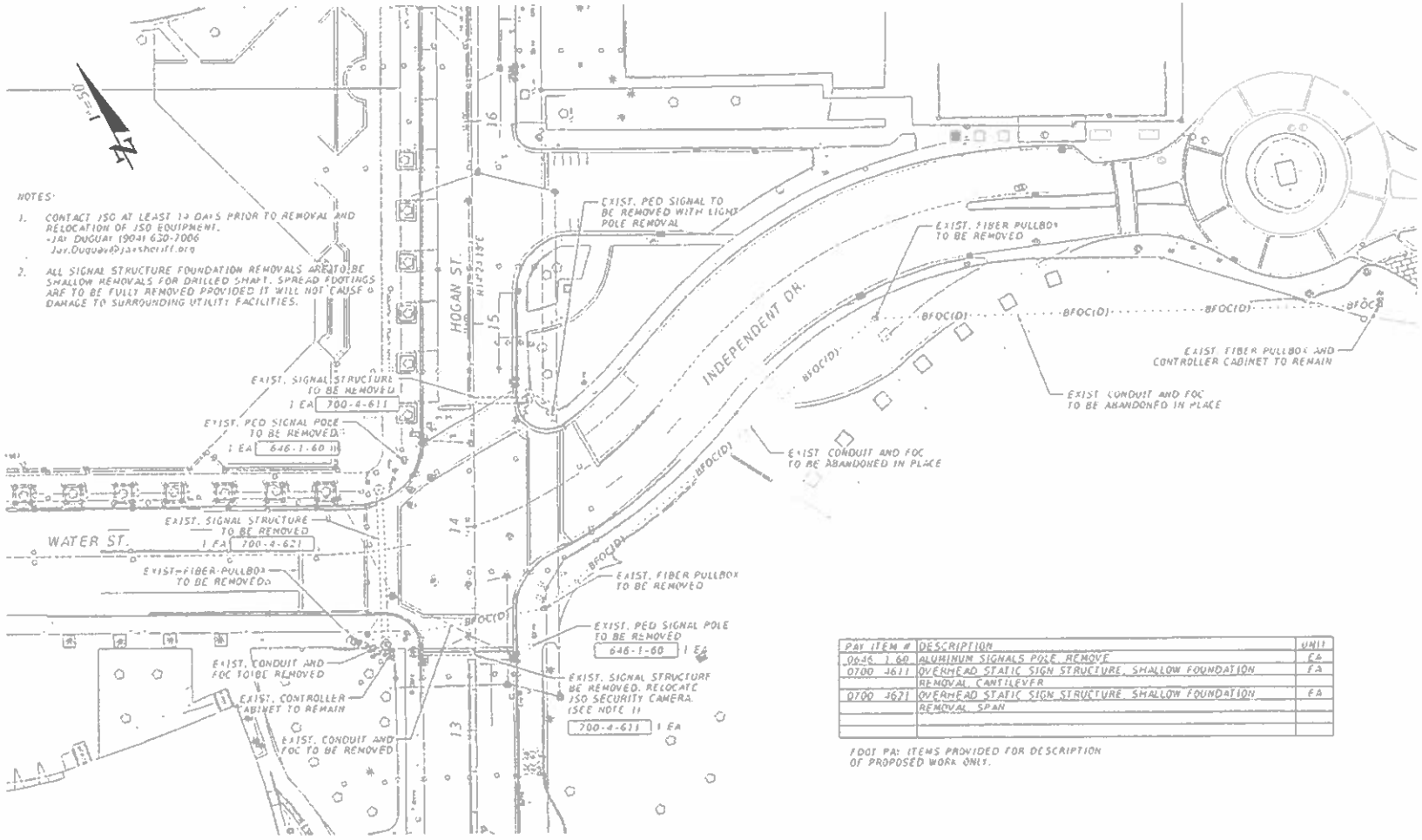

NOTES:

1. CONTACT JSO AT LEAST 10 DAYS PRIOR TO REMOVAL AND RELOCATION OF JSO EQUIPMENT.
   -JAY DUGUAY (904) 630-2006
   Jay.Duguay@jaxsheriff.org
2. ALL SIGNAL STRUCTURE FOUNDATION REMOVALS ARE TO BE SHALLOW REMOVALS FOR DRILLED SHAFT. SPREAD FOOTINGS ARE TO BE FULLY REMOVED PROVIDED IT WILL NOT CAUSE A DAMAGE TO SURROUNDING UTILITY FACILITIES.

PAY ITEM #	DESCRIPTION	UNIT
0646 1 60	ALUMINUM SIGNALS POLE, REMOVE	EA
0700 4611	OVERHEAD STATIC SIGN STRUCTURE, SHALLOW FOUNDATION REMOVAL, CANTILEVER	EA
0700 4621	OVERHEAD STATIC SIGN STRUCTURE, SHALLOW FOUNDATION REMOVAL, SPAN	EA

FDOT PAY ITEMS PROVIDED FOR DESCRIPTION OF PROPOSED WORK ONLY.

gai consultants
TRANSFORMING IDEAS INTO REALITY
1134 KELLY PLACE, SUITE 100
JACKSONVILLE, FL 32250
904.363.3313

NO.	DESCRIPTION	DATE	BY

DATE: 08-30-2023
SCALE: 1" = 20'
DESIGN: GAI
DRAWN: GAI
CHECKED: GAI
PROJECT NO: 22-089-01

CITY OF JACKSONVILLE PUBLIC WORKS DEPT

INDEPENDENT DRIVE REALIGNMENT

JACKSONVILLE, FL

SIGNALIZATION REMOVAL PLAN

SHEET IDENTIFICATION 36

THE OFFICIAL RECORD OF THIS SHEET IS THE ELECTRONIC FILE (DGN) AND STAMPED UNDER RULE 61G15-23 FAC.

Docusign Envelope ID: E1E72900-548F-4354-AEC8-3FA24E5178B7

EXHIBIT #7

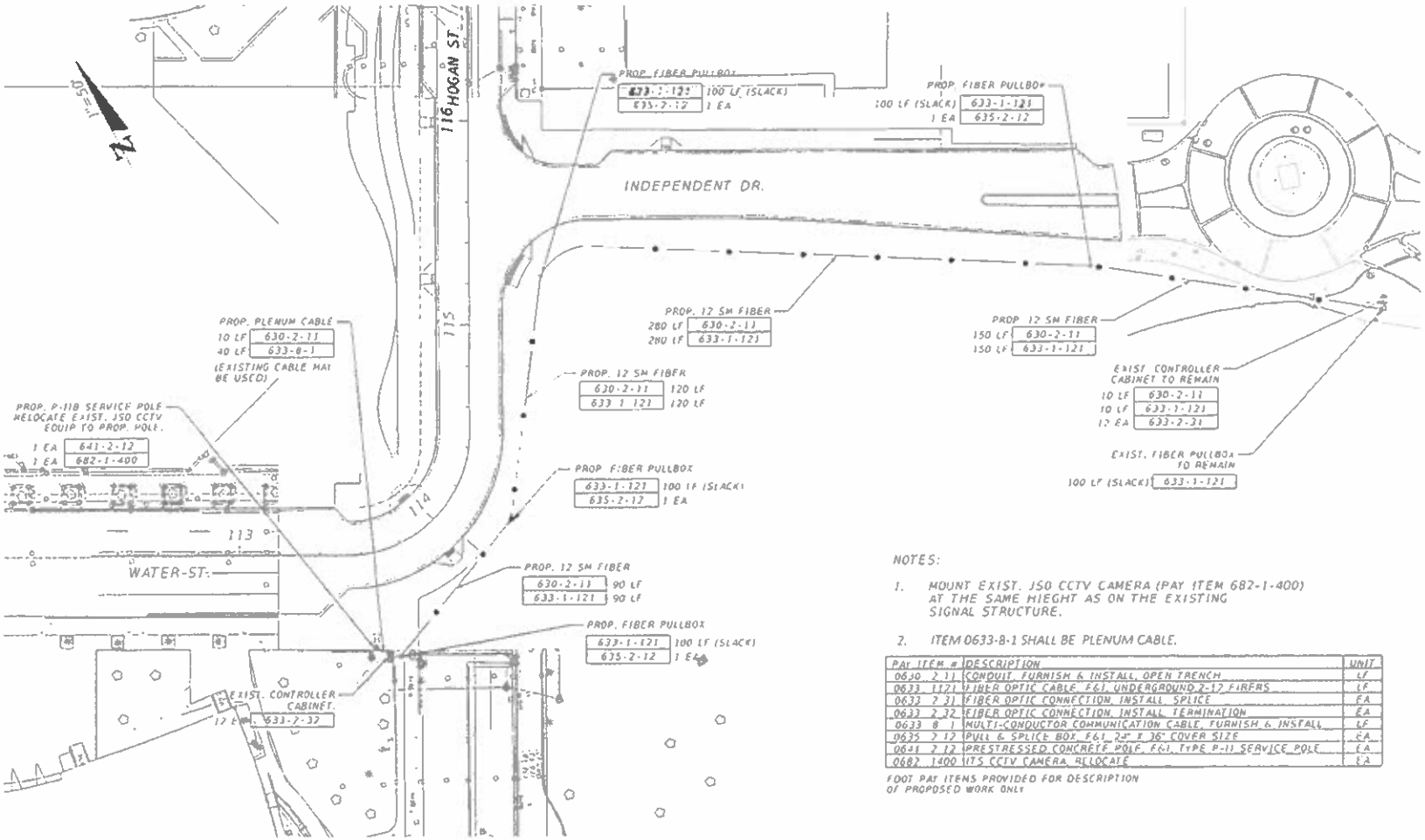

NOTES:

1. MOUNT EXIST. ISO CCTV CAMERA (PAY ITEM 682-1-400) AT THE SAME HIEGHT AS ON THE EXISTING SIGNAL STRUCTURE.

2. ITEM 0633-8-1 SHALL BE PLENUM CABLE.

PAY ITEM #	DESCRIPTION	UNIT
0630 2 11	CONDUIT, FURNISH & INSTALL, OPEN TRENCH	LF
0633 1 121	FIBER OPTIC CABLE, F&I, UNDERGROUND, 2-17 FIBERS	LF
0633 2 31	FIBER OPTIC CONNECTION, INSTALL SPLICE	EA
0633 2 32	FIBER OPTIC CONNECTION, INSTALL TERMINATION	EA
0633 8 1	MULTI-CONDUCTOR COMMUNICATION CABLE, FURNISH & INSTALL	LF
0635 2 12	PULL & SPLICE BOX, F&I, 24" X 36" COVER SIZE	EA
0641 2 12	PRESTRESSED CONCRETE POLE, F&I, TYPE P-11 SERVICE POLE	EA
0682 1 400	ITS CCTV CAMERA, RELOCATE	EA

FDOT PAY ITEMS PROVIDED FOR DESCRIPTION OF PROPOSED WORK ONLY

gai consultants
TRANSPORTATION SOLUTIONS
12574 FLAGLER CENTER BLVD
SUITE 203
JACKSONVILLE, FL 32258
(904) 363-3110

NO.	DATE	DESCRIPTION	BY

CITY OF JACKSONVILLE PUBLIC WORKS DEPT.

INDEPENDENT DRIVE REALIGNMENT

JACKSONVILLE, FL.

INTERCONNECT PLAN

SHEET IDENTIFICATION 37

THE OFFICIAL RECORD OF THIS SHEET IS THE ELECTRONIC FILE DIGITALLY SIGNED AND SEALED UNDER RULE 61G15-23.004, F.A.C.

Docusign Envelope ID: E1E72900-548F-4354-AEC8-3FA24E5178B7

EXHIBIT # 2

GENERAL NOTES:

1. Work these Index Sheets with the Strain Pole Schedule in the Plans. See Index 630-001 for corresponding signal cable and span wire installation details.

2. Shop Drawings

This Index is considered fully detailed and no shop drawing are necessary. Submit shop drawings only for minor modifications not detailed in the Plans

3. Materials

A. Concrete	Class V with 6.5 ksi minimum strength at transfer or Class VI with 6.5 ksi minimum strength at transfer
B. Prestress Strands & Spiral Reinforcing	Specification 931
C. Hand and coupler cover plates.	Non-corrosive material
D. Screws	Round headed, chrome plated

4. Fabrication:

A. Pole Total Taper shown is for pole width, strands, reinforcing and rebar (0.081 inch per face).
B. Concrete Cover: 1" minimum.
C. Spiral Reinforcing: Place as shown, and add one turn for splices and two turns at both the tip and butt ends of the pole.
D. The design dimensions for Front Face (FF) and Back Face (BF) of the poles may vary transversely from the section shown by ± ½" to assist with removal from forms. Balance addition and subtraction of the face widths to maintain section areas shown.
E. Tie ground wires to the interior of reinforcing steel to prevent displacement during concreting operations.
F. Cut the tip end of the prestressed strand either first or simultaneously with the butt end.
G. Provide cover plates and screws for hand hole and couplers. Attach cover plates to the poles using lock washers or embedded threaded inserts.
H. Provide Aluminum Identification Tag on the pole with the following information.

a. Financial Project ID
b. Pole Manufacturer
c. Standard Pole Type number
d. Pole Length (L)

5. Support Points.
Support Points shown may vary within a tolerance of ±3".

Horizontal Pole Support Points shown are for strand release, storage, handling and transport of the horizontal pole. Keep Back Face oriented downward until final erection.

6. Two point attachment: Provide an eye bolt hole for the messenger wire.

7. Tether Wire, when required, field-drill the eyebolt hole prior to installation.

TABLE OF CONTENTS:

Sheet	Description
1	General Notes and Contents
2	Service Pole - Type P-114 (12 ft)
3	Service Pole - Type P-118 (36 ft)
4	Pedestal Pole - Type P-11C (12 ft)
5	Pedestal Pole - Type P-11D (36 ft)
6	Pole - Type P-III
7	Strain Pole - Type P-IV
8	Strain Pole - Type P-V
9	Strain Pole - Type P-VI
10	Strain Pole - Type P-VII
11	Strain Pole - Type P-VIII

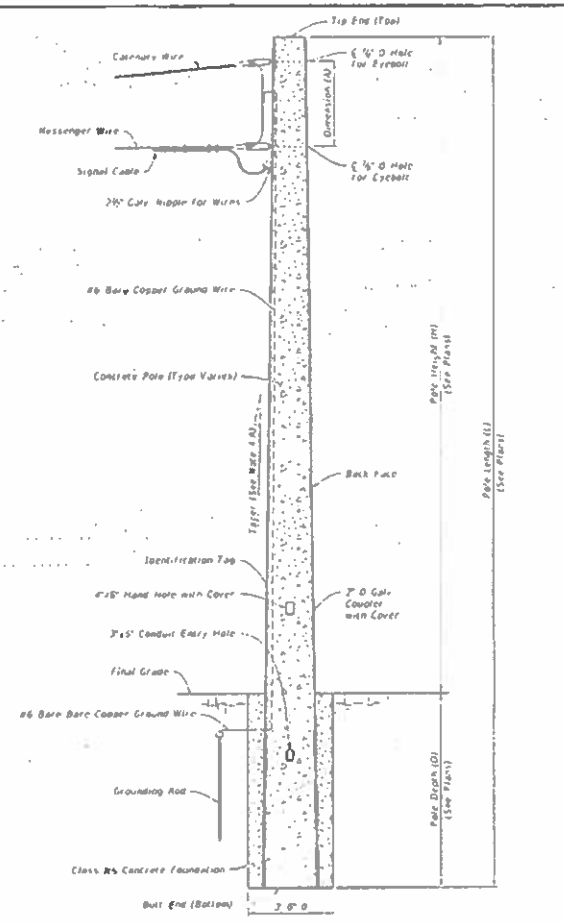

CONCRETE POLE ASSEMBLY
(Type P-VII Shown. Others Similar)

LAST REVISION	REVISION	DESCRIPTION
11/01/22		

FDOT FY 2023-24 STANDARD PLANS

CONCRETE POLES

INDEX 641-010

SHEET 1 of 11

gai consultants
INFRASTRUCTURE, ENVIRONMENT, MATERIALS
1155 Village Center Blvd
Suite 102
Jacksonville, FL 32234
(904) 363-1510

CITY OF JACKSONVILLE PUBLIC WORKS DEPT
INDEPENDENT DRIVE REALIGNMENT
JACKSONVILLE, FL.

CONCRETE POLES DETAILS

SHEET 38

THE OFFICIAL RECORD OF THIS SHEET IS THE ELECTRONIC FILE DIGITALLY SIGNED AND SEALED UNDER RULE 61G15-23.004, F.A.C.

Docusign Envelope ID: E1E72900-548F-4354-AEC8-3FA24E5178B7

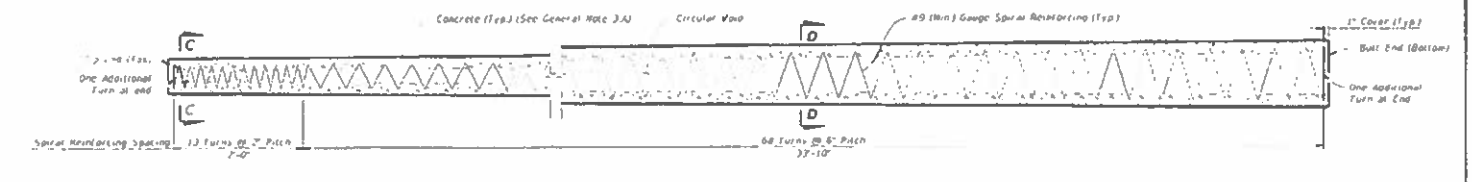

SPIRAL REINFORCING ELEVATION
(Strands and Fixtures Not Shown)

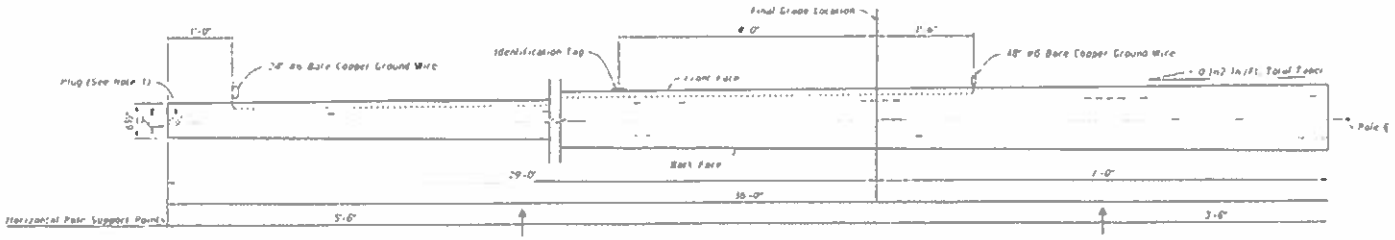

POLE ELEVATION
(Strands and Reinforcing Not Shown)

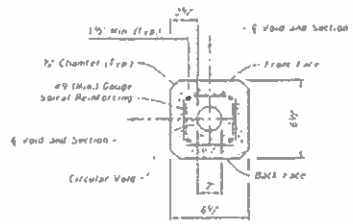

SECTION C-C (Tip End)

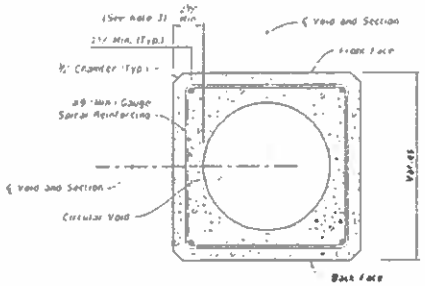

SECTION D-D (Typical Square Section)

NOTES:

1. Provide a minimum 3" concrete plug at the Tip End.
2. For final erection, lift pole upright with single point attachment located a distance of 10 feet from the Tip End.
3. Dimension may vary from 3½" to 3½" to accommodate smaller radius of optional stepped (PVC) void. The minimum void diameter is 3".
4. Strands shown are continuous from Tip End to Butt End.
5. Strands are not shown in the elevation views for clarity.

LEGEND:

- Prestressed Strand.
  0.5 in. = 24 ksi before transfer or
  0.375 in. = 30 ksi before transfer
  (4 strands total)

SERVICE POLE TYPE P-11B (36 Ft.)

LAST REVISION	REVISION	DESCRIPTION	FDOT FY 2023-24 STANDARD PLANS	CONCRETE POLES	INDEX 641-010	SHEET 3 of 11
11/01/22						

gai consultants
TRANSFORMING NEW IDEAS INTO REALITY
5151 ALLIANCE CENTER BLVD
SUITE 100
JACKSONVILLE, FL 32256
(904) 363 5510

CITY OF JACKSONVILLE PUBLIC WORKS DEPT
INDEPENDENT DRIVE REALIGNMENT
JACKSONVILLE, FL

CONCRETE POLES DETAILS

39

Docusign Envelope ID: E1E72900-548F-4354-AEC8-3FA24E5178B7

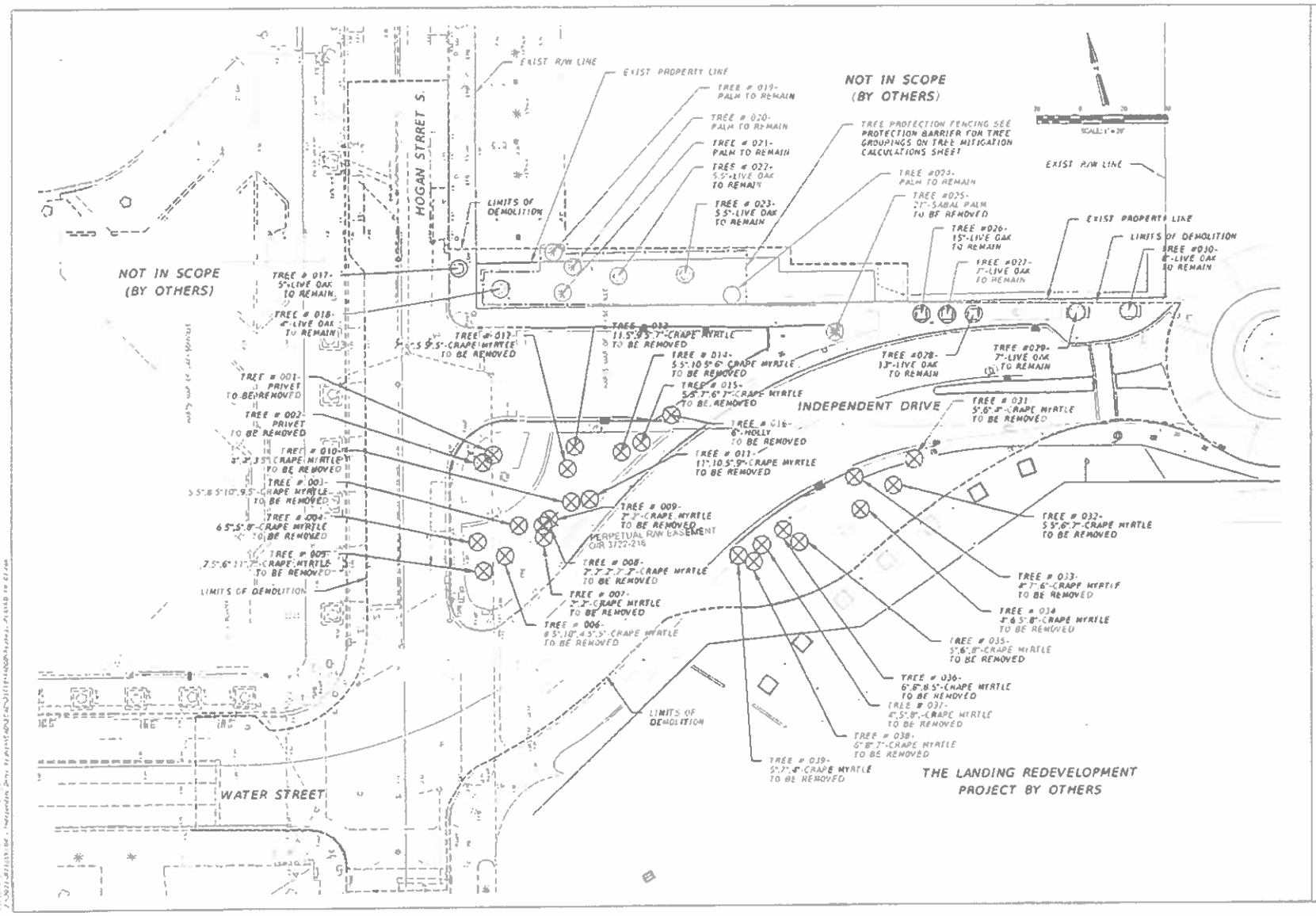

Docusign Envelope ID: E1E72900-548F-4354-AEC8-3FA24E5178B7

TREE REMOVAL DATA-C.O.J. INDEPENDENT DR.

Tree Number	DBH	Tree Species: Botanical Name	Tree Species: Common Name	Status/Condition	Protected by Tree Ordinance (Chapter 656): Live Oak 8" or Greater	Hardwood (Exceptional Specimen Inches)	Hardwood Tree (8" to <23.5")	Sabal Palm 8" or Greater
001	-	LIGUSTRUM	PRIVET	REMOVE	-	-		-
002	-	LIGUSTRUM	PRIVET	REMOVE	-		-	-
003	23.5	LAGERSTROEMIA	CRAPE MYRTLE	REMOVE	-	-	23.5	
004	19.5	LAGERSTROEMIA	CRAPE MYRTLE	REMOVE	-		19.5	
005	31.5	LAGERSTROEMIA	CRAPE MYRTLE	REMOVE	-	-	31.5	-
006	28	LAGERSTROEMIA	CRAPE MYRTLE	REMOVE		-	28	-
007	4	LAGERSTROEMIA	CRAPE MYRTLE	REMOVE	-	-	4	
008	10	LAGERSTROEMIA	CRAPE MYRTLE	REMOVE			10	
009	4	LAGERSTROEMIA	CRAPE MYRTLE	REMOVE	-	-	4	
010	11.5	LAGERSTROEMIA	CRAPE MYRTLE	REMOVE	-	-	11.5	-
011	30.5	LAGERSTROEMIA	CRAPE MYRTLE	REMOVE	-	-	30.5	-
012	30.5	LAGERSTROEMIA	CRAPE MYRTLE	REMOVE	-	-	30.5	-
013	28	LAGERSTROEMIA	CRAPE MYRTLE	REMOVE	-	-	28	-
014	22	LAGERSTROEMIA	CRAPE MYRTLE	REMOVE			22	
015	23.5	LAGERSTROEMIA	CRAPE MYRTLE	REMOVE	-		23.5	
016	6	ILEX	HOLLY	REMOVE	-	-	6	-
017	3	QUERCUS SSP	LIVE OAK	REMAIN	-	-	-	-
018	4	QUERCUS SSP	LIVE OAK	REMAIN	-	-	-	-
019	-	PALM	PALM	REMAIN	-	-	-	-
020		PALM	PALM	REMAIN				
021		PALM	PALM	REMAIN	-			
022	33	QUERCUS SSP	LIVE OAK	REMAIN				
023	33	QUERCUS SSP	LIVE OAK	REMAIN				
024		PALM	PALM	REMAIN				
025	21	SABAL	PALM	REMOVE				21
026	13	QUERCUS SSP	LIVE OAK	REMAIN				
027	7	QUERCUS SSP	LIVE OAK	REMAIN				
028	33	QUERCUS SSP	LIVE OAK	REMAIN				
029	7	QUERCUS SSP	LIVE OAK	REMAIN				
030	8	QUERCUS SSP	LIVE OAK	REMAIN				
031	10	LAGERSTROEMIA	CRAPE MYRTLE	REMOVE			10	
032	18.5	LAGERSTROEMIA	CRAPE MYRTLE	REMOVE			18.5	
033	17	LAGERSTROEMIA	CRAPE MYRTLE	REMOVE			17	
034	18.5	LAGERSTROEMIA	CRAPE MYRTLE	REMOVE	-		18.5	
035	19	LAGERSTROEMIA	CRAPE MYRTLE	REMOVE			19	
036	22.5	LAGERSTROEMIA	CRAPE MYRTLE	REMOVE			22.5	
037	17	LAGERSTROEMIA	CRAPE MYRTLE	REMOVE			17	
038	21	LAGERSTROEMIA	CRAPE MYRTLE	REMOVE			21	
039	16	LAGERSTROEMIA	CRAPE MYRTLE	REMOVE			16	
				Total Inches	0	0	441	21

Tree Ordinance Mitigation Calculation

Tree Removal	Removed Inches	Mitigation Ratio	Replacement Inches Required
Live Oak 8" or Greater	0.0	1:1	0
Total Live Oak Replacement Inches Required			0
Hardwood Exceptional Specimen (>24")	0.0	1:1	0
Hardwood Tree (8" to <23.5")	440.0	1:1	440
Sabal Palm (8" or Greater)	21.0	1:1	21
Total non-Live Oak Replacement Inches Required			155
		Total Mitigation Inches	155
		Tree Trust Payment (per inch)	$153.00
		Mitigation Requirement Total	$23,715.00

ALL TREE REPLACEMENT INCHES WILL BE PROVIDED BY OTHERS ON PARK PLAN
FOR ADJACENT LANDING REDEVELOPMENT PROJECT BY OTHERS

NOTES

1. [illegible]
2. [illegible]
3. [illegible]
4. [illegible]
5. [illegible]
6. [illegible]
7. [illegible]
8. [illegible]

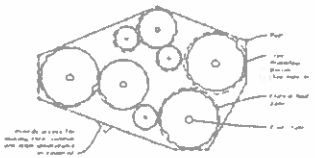
Plan
Tree Protection Barrier
Tree Protection Zone
Tree Protection Zone
Tree Protection Zone

Docusign Envelope ID: E1E72900-548F-4354-AEC8-3FA24E5178B7

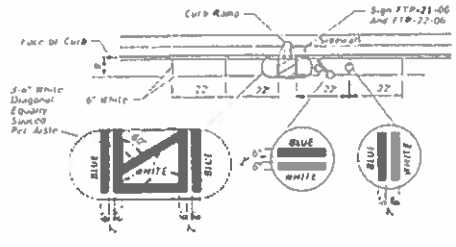

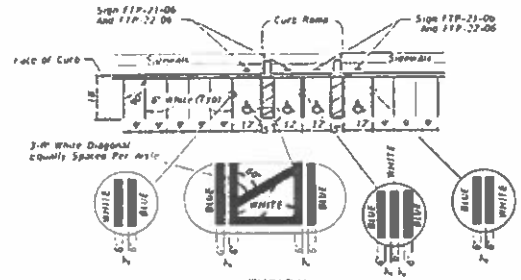

TYPICAL

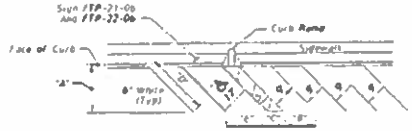

FORWARD-IN PARKING

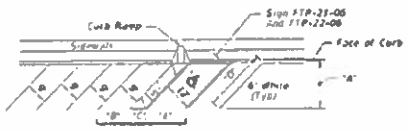

REVERSE-IN PARKING

*FOR ACCESSIBLE MARKINGS - SEE ABOVE

DIMENSIONS					
"A"	"B"	"C"	"D"	"E"	
45°	17'-0"	12'-0"	7'-0"	24'-0"	17'-0"

PAVEMENT MARKING FOR PARKING

(See Note 5)

UNIVERSAL SYMBOL OF ACCESSIBILITY

NOTES:

1. Dimensions are to the centerline of markings
2. An Access Aisle is required for each accessible space when angle parking is used
3. Criteria for pavement markings only, not public sidewalk curb ramp locations. For ramp locations refer to plans
4. Mount FTP-22-06 sign below the FTP-21-06 sign
5. Use of the pavement symbol in accessible parking spaces is optional when pavement symbol is used, the symbol is either 3'-0" or 5'-0" high and white in color

LAST REVISION	REVISION	DESCRIPTION
11/01/21		

FDOT FY 2023-24 STANDARD PLANS

PAVEMENT MARKINGS

INDEX 711-001

SHEET 11 of 13

gai consultants
PROFESSIONAL ENGINEERS & CONSULTANTS
3320 FLAGLER CENTER BLVD
SUITE 201
JACKSONVILLE FL 32258
(904) 363-1110

DATE	DESCRIPTION	BY
02/17/21		

CITY OF JACKSONVILLE PUBLIC WORKS DEPT

INDEPENDENT DRIVE REALIGNMENT

JACKSONVILLE, FL

ACCESSIBILITY PAVEMENT MARKINGS DETAILS

SHEET IDENTIFICATION 42

THE OFFICIAL RECORD OF THIS SHEET IS THE ELECTRONIC FILE INSTEAD SIGNED AND SEALED UNDER RULE 61G15-23.001 F.A.C.

Docusign Envelope ID: E1E72900-548F-4354-AEC8-3FA24E5178B7

EXHIBIT A-7

GENERAL NOTES:

1. Construct sidewalks in accordance with Specification 522. Use 6" concrete for sidewalks and Curb Ramps located within Curb Returns (See Plan View). Install all other concrete with thickness as shown, unless otherwise detailed in the Plans.
2. Include detectable warnings on sidewalk curb ramps in accordance with Index 522-002.
3. For Utilities see Index 522-003.
4. Bond breaker material can be any impermeable coating or sheet membrane or preformed material having a thickness of not less than 6 mils and not more than ½".
5. Construct sidewalks with Edge Beam through the limits of any surface mounted Pedestrian/Bicycle Railing or Pipe Guardrail shown in the plans (See RAILING DETAIL).

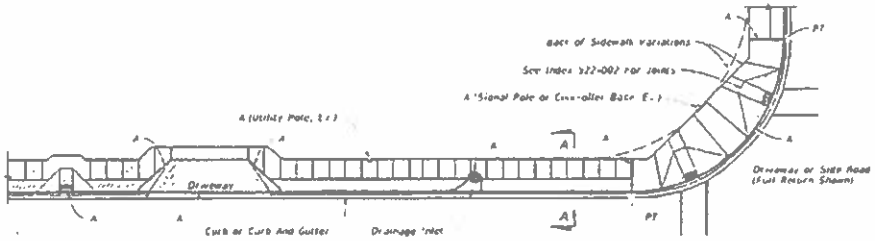

PLAN

SIDEWALK WITH UTILITY STRIP

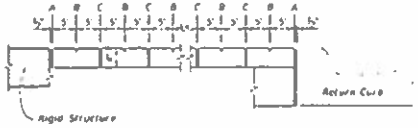

OPEN JOINTS

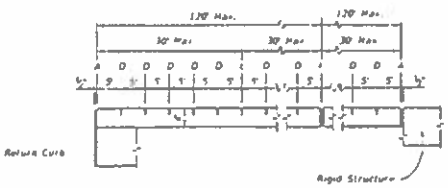

SAWED JOINTS

LONGITUDINAL SECTION

LEGEND:

A- ½" Expansion Joints (Preformed Joint Filler) between the sidewalk and driveways, sidewalk-utilities and all other fixed objects (e.g. drainage inlets and utility poles)

B- ½" Dummy Joints, Tooled

C- ½" Formed Open Joints

D- 3/16" Saw Cut Joints, 1¼" Deep (within 96 hours) Max 5' Centers

E- 3/16" Saw Cut Joints, 1¼" Deep (within 12 hours) Max 30' Centers Joint(s) Required When Length Exceeds 30'

F- ½" Expansion Joint when Run Of Sidewalk Exceeds 120' Intermediate locations shall be called for in the plans or at locations as directed by the Engineer.

G- Cold Joint With Bond Breaker, Tooled

SIDEWALK JOINTS

LEGEND:

- 4" Thick Sidewalk
- 6" Thick Sidewalk
- Utility Strip

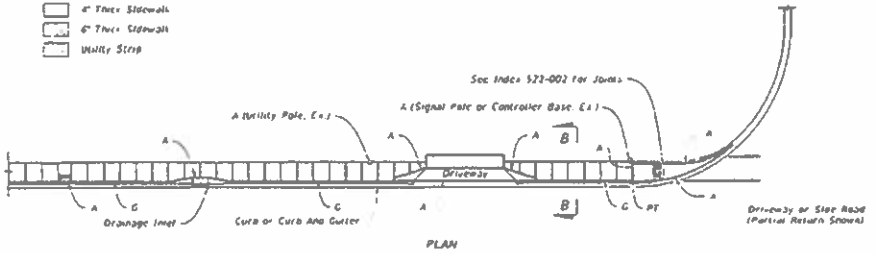

PLAN

SIDEWALK WITHOUT UTILITY STRIP

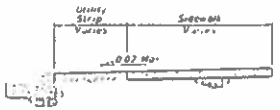

SECTION A-A

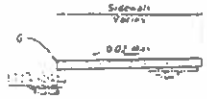

SECTION B-B

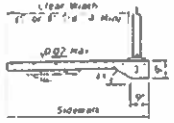

Varies Based on Railing Used

RAILING DETAIL

GENERAL NOTES AND CONCRETE SIDEWALK ON CURBED ROADWAYS

LAST REVISION	REVISION DESCRIPTION	FDOT	FY 2023-24 STANDARD PLANS	CONCRETE SIDEWALK	INDEX 522-001	SHEET 1 of 2
11/01/18						

gai consultants

CITY OF JACKSONVILLE PUBLIC WORKS DEPT

INDEPENDENT DRIVE REALIGNMENT

JACKSONVILLE, FL

CONCRETE SIDEWALK DETAILS

43

Docusign Envelope ID: E1E72900-548F-4354-AEC8-3FA24E5178B7

GENERAL NOTES:

1 Cross Slopes and Grades

A Sidewalk, ramp, and landing slopes (i.e. 0.02, 0.05, and 1:12) shown in this Index are maximums. With approval of the Engineer, provide the minimum feasible slope where the requirements cannot be met

B Landings must have cross-slopes less than or equal to 0.02 in any direction.

C Maintain a single longitudinal slope along each side of the curb ramp. Ramp slopes are not required to exceed 15 feet in length.

D Joints permitted at the location of Slope Breaks. Otherwise locate joints in accordance with Index 522-001. No joints are permitted within the ramp portion of the Curb Ramp.

2 Curb, Curb and Gutter and/or Sidewalk

A Refer to Index 522-001 for concrete thickness and sidewalk details.

B Remove any existing curb, curb and gutter, or sidewalk to the nearest joint beyond the curb transition or to the extent that no remaining section is less than 5 feet long.

C Width of Curb Ramp is 4'-0" minimum. Match sidewalk or Shared Use Path width as shown in the Plans

3 Curb Ramp Alpha-Identification

A Sidewalk curb ramp alpha-identifications (e.g. CR-A) are provided for reference purposes in the Plans.

B. Alpha-identifications CR-I and CR-J are intentionally omitted.

4 Detectable Warnings

A Install detectable warnings in accordance with Specification 527

B Place detectable warnings across the full width of the ramp or landing, to a minimum depth of 2 feet measured perpendicular to the curb line and no greater than 5 feet from the back of the curb or edge of pavement

C If detectable warnings are shown in the Plans on slopes greater than 5% align the truncated domes with the centerline of the ramp otherwise, the truncated domes are not required to be aligned.

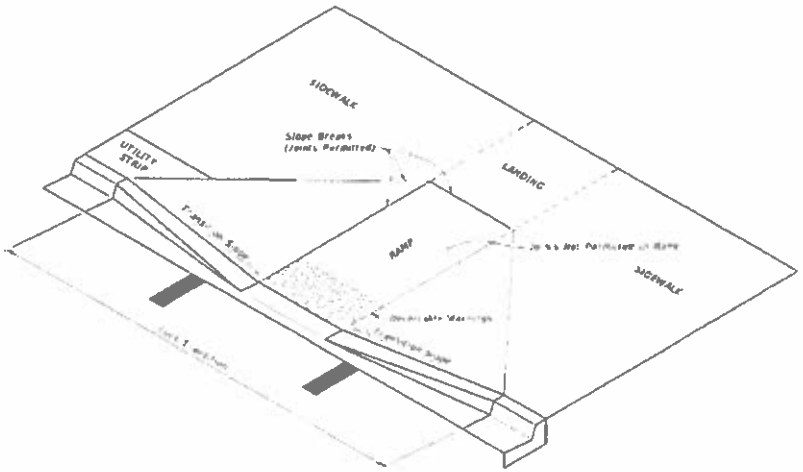

CURB RAMP NOMENCLATURE

LAST REVISION	REVISION	DESCRIPTION
11/01/21		

FDOT FY 2023-24 STANDARD PLANS

DETECTABLE WARNINGS AND SIDEWALK CURB RAMPS

INDEX 522-002

SHEET 1 of 7

bai consultants

CITY OF JACKSONVILLE PUBLIC WORKS DEPT

INDEPENDENT DRIVE REALIGNMENT

JACKSONVILLE, FL

CURB RAMP DETAILS

SHEET 44

Docusign Envelope ID: E1E72900-548F-4354-AEC8-3FA24E5178B7

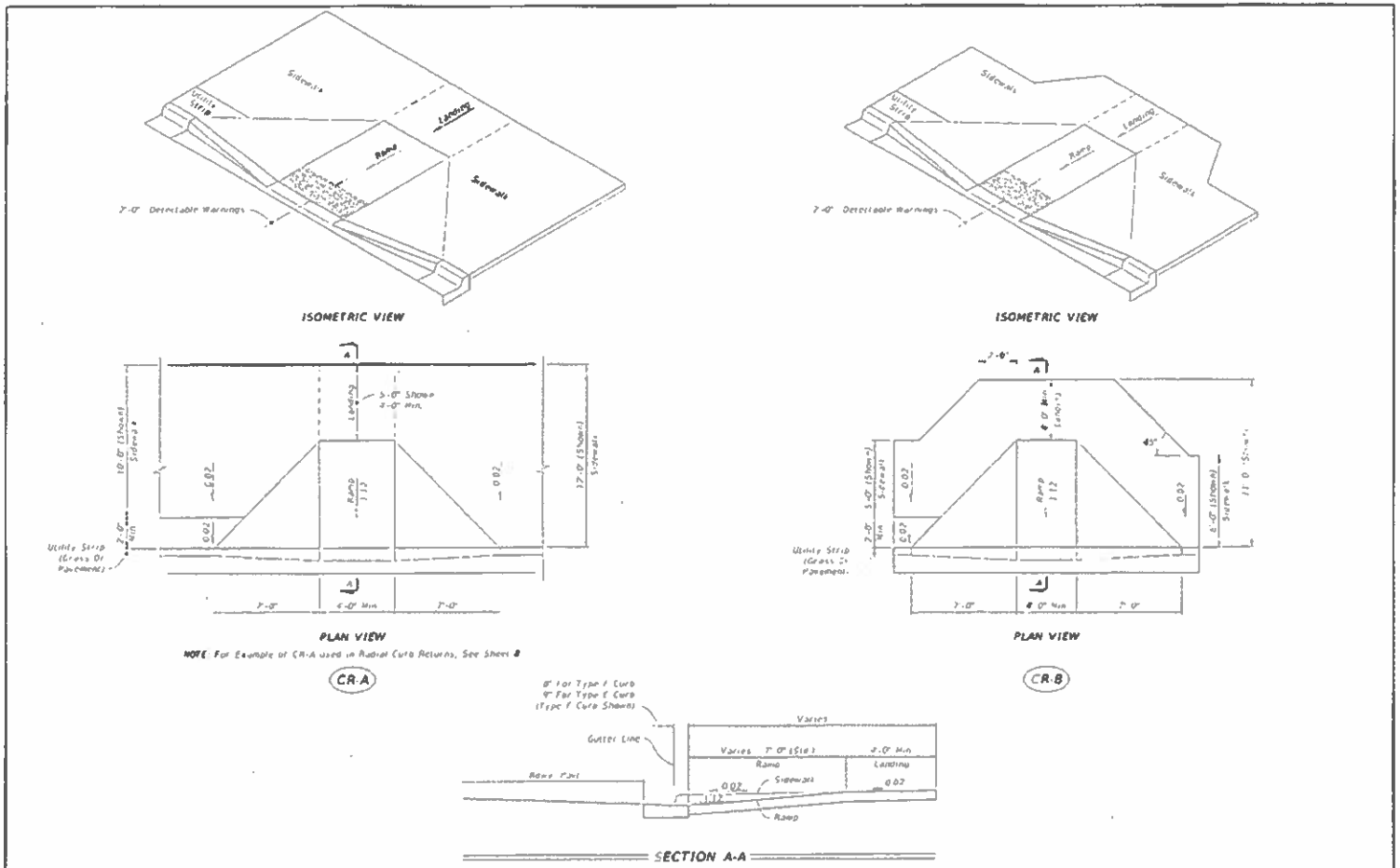

SIDEWALK CURB RAMPS CR-A AND CR-B

LAST REVISION	REVISION	DESCRIPTION	FDOT	FY 2023-24 STANDARD PLANS	DETECTABLE WARNINGS AND SIDEWALK CURB RAMPS	INDEX	SHEET
11/01/20						522-002	2 of 7

gai consultants

CITY OF JACKSONVILLE PUBLIC WORKS DEPT

INDEPENDENT DRIVE REALIGNMENT

JACKSONVILLE, FL

CURB RAMP DETAILS

SHEET IDENTIFICATION 45

THE OFFICIAL RECORD OF THIS SHEET IS THE ELECTRONIC FILE DIGITALLY SIGNED AND SEALED UNDER RULE 61G15-23.004, F.A.C.