SUBJECT: **9A/BAYMEADOWS REGIONAL PARK-PHASE 3-TENNIS COMPLEX**

BID# CP-0091-16 OPEN DATE: **2016-05-04**

GENERAL GOVERNMENT AWARDS COMMITTEE

KIND AND BASIS OF CONTRACT:
CONSTRUCTION PARTICIPATION

AGENCY: **PUBLIC WORKS**

BASIS OF AWARD: **LOWEST RESPONSIVE, RESPONSIBLE BIDDER- TOTAL BASE BID PLUS ALTERNATES**

NUMBER OF BIDS INVITED **5** NUMBER RECEIVED **5** OTHER **0**

SUMMARY OF BIDS AND RECOMMENDED ACTIONS:

Subject bid was awarded on 05/26/16 to Hager Construction Company (contract #8093-15), in the amount of $1,518,452.00; Change Order #1 was administratively approved in the amount of $9,015.84.

Recommend approval of Change Order #2 to Hager Construction Company, in the amount of $9,690.18, for a revised maximum indebtedness not-to-exceed $1,537,158.02.

This award to be funded by account: RCCP329F5720-06505-PR0380-03 to be executed by contract change order through Office of General Counsel.

Attachments: Recommendation Memo, Change Order, Previous Award

BUYER: Marilyn Laidler
MARILYN LAIDLER

RESPECTFULLY SUBMITTED: Greg Pease
GREGORY PEASE, CHIEF
PROCUREMENT DIVISION

CONCURRENCE BY: **Tom Fallin, P.E., Chief, Engineering and Construction Management Division**

(ALL AWARD ACTIONS SUBJECT TO LAWFULLY APPROPRIATED FUNDS)
ACTION OF GGAC COMMITTEE ON RECOMMENDATIONS ABOVE

MEMBERS APPROVING _____ MEMBERS DISAPPROVING _____ DATE: _____

_____ _____ OTHER: _____

_____ _____

_____ _____

ACTION OF AWARDING AUTHORITY DATE: _____

APPROVED _____ DISAPPROVED _____

OTHER _____

SIGNATURE OF AUTHENTICATION _____

FORM GB-108, Revised 12/2007

City of Jacksonville, Florida

Lenny Curry, Mayor

Department of Public Works
Engineering & Construction Management Division
214 N. Hogan Street, 10th Floor
Jacksonville, FL 32202
(904) 255-8762
www.coj.net

ONE CITY. ONE JACKSONVILLE.

May 8, 2017

TO: Gregory W. Pease
Chief of Procurement

THRU: John P. Pappas, P.E.
Director

FROM: Tom Fallin, P. E.,
Chief, Engineering and Construction Management Division

Thomas G. McKnight
Capital Improvement Construction Manager

SUBJECT: 9A/Baymeadows Regional Park Phase 3- Tennis Court
BID# CP-0091-16
Contract 8093-15

The subject contract was awarded under BID# CP-0091-16 in the amount of $1,518,452.00 to Hager Construction Company, Contract 8093-15. Change order #1 was for $9,015.84. Change order #2 is detailed on the attached spreadsheet in the amount of $9,690.18.

Accordingly, this is to recommend approval for change order 2 to contract 8093.15 to Hager Construction Company in the amount of $9,690.18. The maximum indebtedness to the city will be $1,537,158.02.

Funding for the change order to be encumbered by contract is as follows:

ACCOUNT NO.	ENCUMBERED AMOUNT
See attached	$9,690.18
TOTALS	$9,690.18

TF/lw

Attachments

ab

CITY OF JACKSONVILLE
DEPARTMENT OF PUBLIC WORKS
ENGINEERING DIVISION
CONSTRUCTION CHANGE ORDER

Change Order No. Two (2) Date May 8, 2017

Description of Project 9A/ Baymeadows Regional Park Phase 3

Name of Contractor Hager Construction Company, Inc.

Contractor's Address 2037 Gilmore Street, Jacksonville, Florida 32204

Contract No. 8093-15

Account No. See attached Original Contract $1,518,452.00

+ Previous Change Orders 1 $9,015.84 + Change Order No. 2 $9,690.18

*See attached appendix for additional listings.

TOTAL REVISED CONTRACT $1,537,158.02

Bid Number CP-0091-16

Construction Completion Date April 21, 2017
Revised Construction Completion Date May 31, 2017
Contract Expiration Date August 19, 2017
Revised Contract Expiration Date September 8, 2017

In compliance with General Conditions of above-referenced contract, CONTRACTOR and OWNER do both hereby agree that the CONTRACTOR shall make the following changes, additions or deletions to the Work specified in the plans and specifications: Add 40 non-compensable calendar days to construction completion and contract expiration dates.

Justification: See attached.

The Issuing Authority has looked over cost and pricing data for this change order and has determined that this change order is necessary and all costs are reasonable.

Accepted for Contractor Hager Construction Co., Inc.

Signed _____ Attest _____

Title _____ Title _____

Date _____ Date _____

Signed Construction Management By _____
Issuing Authority — Thomas G. McKnight, Capital Improvement Construction Manager — Date

Signed Parks, Recreation & Community Svcs By _____
Using Division — Div/Department Head — Date

Chief, Engineering & Construction Mgmt Div Date — Assistant Counsel Date

Director of Public Works Date — Mayor Date

Chief of Procurement Date — Corporation Secretary Date

Director of Finance Date

ATTACHMENT "A"
ACCOUNT NUMBERS
9A/BAYMEADOWS REGIONAL PARK PHASE 3- TENNIS COURTS

ACCOUNT NO.	RCCP329F5720-06505-PR0380-03	RPCP32CF5720-069505-PR0556-02	Contract Totals
CT NO.	CTRC16000001-01	CTRC16000001-02	
original contract	$518,452.00	$1,000,000.00	$1,518,452.00
change order #1	$9,015.84	$0.00	$9,015.84
change order #2	$9,690.18	$0.00	$9,690.18
Account Totals	$537,158.02	$1,000,000.00	$1,537,158.02

HAGER CONSTRUCTION COMPANY
9A / BAYMEADOWS REGIONAL PARK - PHASE 3
CONTRACT # 8093-15

CHANGE ORDER NO. 2
5/8/2017

NBR	MASTER ITEM DESCRIPTION	QUANTITY	UOM	UNIT COST	NET ADDITION	NET DELETION	TOTAL	
	ADDITIONAL SCOPE							
1	ADDED CORNERS FOR ADA COMPLIANCE	1	LS	$7,121.55	$7,121.55		$7,121.55	
	JUSTIFICATION:Building permit review comments were not received until after the project was bid. Revised plans were provided at the pre-construction meeting and required a portion of each bathroom wall to be moved back 8" to create an inset in the wall to accommodate the sinks and meet ADA compliance.							
2	RESTROOM ACCESSORIES	1	LS	$1,253.75	$1,253.75		$1,253.75	
	JUSTIFICATION: Parks and Recreation requested shower curtains, hooks and horizontal and vertical grab bars for the shower areas.							
	TOTAL ADDITIONAL SCOPE:							**$8,375.30**
	UNFORESEEN CONDITIONS							
3	RELOCATION OF ELECTRICAL BOX	1	LS	$1,314.88	$1,314.88		$1,314.88	
	JUSTIFICATION: An existing underground electrical box found during construction was in direct conflict with the proposed new curb line and required relocation.							
	TOTAL UNFORESEEN CONDITIONS							**$ 1,314.88**
	TOTAL CHANGE ORDER #1				$9,690.18	$0.00		
	NET TOTAL CHANGE ORDER NO. ~~1~~ 2					**$9,690.18**		

9A Baymeadows Regional Park Phase 3
Tennis Complex

Change Order Request #03
City of Jacksonville Contract No. 8093-15

TO:	FROM:
Todd Pace Construction Manager Construction & Engineering Service Consultants, Inc. 9432 Baymeadows Road, Suite 100 Jacksonville, FL 32256 904.652.1186 office 904.652.1191 fax tpace@candesconsults.com	Stephanie Ayers, Project Manager Hager Construction Company 2037 Gilmore Street Jacksonville, FL 32204 O: 904.356.0908 F:904.356.0509 C: 904.888.5365 Email: stephanie@hagerconstructioncompany.com

Description: There were changes made to the plans to acheve ADA Complianiants in the restrooms . We were handed a new set of plans at the precontruction meeting. This change effected achieving compaction in the footers,steel, block and roof please see attached breakdown of cost effect from change

CO. DATE	POINT OF CONTACT		F.O.B. POINT	TERMS
8-Mar-17	Stephanie Ayers			

QTY	UNIT	DESCRIPTION	UNIT PRICE	TOTAL
1	LS	16 Corners added in Tennis Building to achieve ADA Compliance	$ 3,224.51	$ 3,224.51
1	LS	Foundation	$ 2,472.73	$ 2,472.73
				$
ten (10) Additional Contract Days			Tax	Included
			SUBTOTAL	$ 5,697.24
			SUB 15% Profit	854.59
			Total Subcontractor Cost	$ 6,551.83
John W. Hager		08 MAR 17	Total	$ 7,121.55

_____, Date_____

_____, Date_____
Authorized Signature

SECTION 00010

SUPPLIES OR SERVICES AND PRICE/COSTS

ITEM	DESCRIPTION	QUANTITY	U/M	U/P	AMOUNT
	9A TENNIS COMPLEX BAYMEADOWS ROAD EAST Jacksonville, Florida				
0001	WALLS	1	JOB	LUMP SUM	$ 3,708.19
0003	FOUNDATION	1	JOB	LUMP SUM	$ 2,843.64
			TOTAL		$ 6,551.83

NOTES:

***SEE NOTE BELOW TOTAL RECAP SHEET FOR	Solicitation Number & Description 9A TENNIS COMPLEX
LINE ITEM NO: 0002	DESCRIPTION FOUNDATION

A. DIRECT COSTS: (WHICH INCLUDE MATERIAL, SUBCONTRACTS, DIRECT LABOR, INDIRECT EXPENSES, OTHER DIRECT CHARGES)

A (1) MATERIAL: (Breakdown of costs on attached sheets include items, units, quantities, unit prices, as well as any applicable taxes _____.)	$ 1,315.43
A (2) SUBCONTRACTS: (Each subcontractor's breakdown is included on attached sheets _____.)	$ -
A (3) LABOR: (Includes crafts, wage rates, number of hours or mandays, labor burden such as payroll taxes, insurance and fringe benefits broken down on attached sheets: _____.)	$ 846.00
A (4) OTHER DIRECT EXPENSES: (Identify type, number of hours, ownership cost, rental rates, operating costs including fuel, and maintenance on attached work sheets: _____.)	$ 311.30
TOTAL OF DIRECT COSTS (A(1) THROUGH A(4) ABOVE)	$ 2,472.73
B FIELD OFFICE COST: (Identify expense for items applicable to overall cost of the Line Item and not a Direct Cost in "A" above.) SEE ATTACHED FIELD G&A SHEET (10% OF TOTAL FIELD OH)	$ -
SUBTOTAL (INCLUDES A AND B)	$ 2,472.73
C GENERAL AND ADMINISTRATIVE EXPENSE (G&A or HOME OFFICE EXPENSE) __0__%	$ -
SUBTOTAL (INCLUDES A, B, and C)	$ 2,472.73
D MARK UP (- 15 %)	$ 370.91
SUBTOTAL (INCLUDES A, B, C, and D)	$ 2,843.64
E. PAYMENT AND PERFORMANCE BOND PREMIUM (_____0__%)	$ -
TOTAL COST OF LINE ITEM _____ (INCLUDES A, B, C, D, AND E ABOVE)	$ 2,843.64

***NOTE: A PROPOSAL COST BREAKDOWN IS REQUIRED FOR EACH LINE ITEM ON THE PRICING

SCHEDULE

***SEE NOTE BELOW TOTAL RECAP SHEET FOR	Solicitation Number & Description 9A TENNIS COMPLEX
LINE ITEM NO 0001	DESCRIPTION WALLS

A. DIRECT COSTS (WHICH INCLUDE MATERIAL, SUBCONTRACTS, DIRECT LABOR, INDIRECT EXPENSES, OTHER DIRECT CHARGES)	
A (1) MATERIAL: (Breakdown of costs on attached sheets include items, units, quantities, unit prices, as well as any applicable taxes _____)	$ 876.62
A (2) SUBCONTRACTS: (Each subcontractor's breakdown is included on attached sheets _____.)	$ -
A (3) LABOR: (Includes crafts, wage rates, number of hours or mandays, labor burden such as payroll taxes, insurance and fringe benefits broken down on attached sheets. _____.)	$ 1,692.36
A (4) OTHER DIRECT EXPENSES: (Identify type, number of hours, ownership cost, rental rates, operating costs including fuel, and maintenance on attached work sheets _____.)	$ 655.54
TOTAL OF DIRECT COSTS (A(1) THROUGH A(4) ABOVE.)	$ 3,224.51
B. FIELD OFFICE COST. (Identify expense for items applicable to overall cost of the Line Item and not a Direct Cost in "A" above.) SEE ATTACHED FIELD G&A SHEET (0% OF TOTAL FIELD OH)	$ -
SUBTOTAL (INCLUDES A AND B)	$ 3,224.51
C. GENERAL AND ADMINISTRATIVE EXPENSE (G&A or HOME OFFICE EXPENSE) ___0___%	$ -
SUBTOTAL (INCLUDES A, B, and C)	$ 3,224.51
D. MARK UP (___15___%):	$ 483.68
SUBTOTAL (INCLUDES A, B, C, and D)	$ 3,708.19
E. PAYMENT AND PERFORMANCE BOND PREMIUM (_____0___%)	$ -
TOTAL COST OF LINE ITEM _____ (INCLUDES A, B, C, D, AND E ABOVE.)	$ 3,708.19

***NOTE: A PROPOSAL COST BREAKDOWN IS REQUIRED FOR EACH LINE ITEM ON THE PRICING SCHEDULE

REASONABLE CONTRACT ESTIMATE WORKSHEET SUMMARY

SHEET OF

PROJECT

8093-15 9A BAYMEADOWS TENNIS COMPLEX- Concrete Xpress Services Inc.

SUBJECT

TOTALS FROM SHEET ENG FORM 1741C

QUANTITY

SUBITEM	EQUIPMENT	LABOR	MATERIALS	SUPPLIES	SUBTOTAL	REF PG
0001	655.54	1,692.36	876.62		3,224.51	
0002	311.30	846.00	1,315.43	0.00	2,472.73	
0004					-	
					-	
					-	
					-	
					-	
					-	
					-	
					-	
					-	
					-	
					-	
* TOTALS	966.84	2,538.36	2,192.04	-	5,697.24	

ENG FORM 1740-R, MA (ER 1110-2-1302) EDITION OF AUG 69 IS OBSOLETE (Proponent CECW-EC)

* TOTALS TO BE TRANSFERRED TO TOTAL RECAP SHEET

REASONABLE CONTRACT ESTIMATE WORKSHEET		SHEET 1 OF 2
SUBJECT	16 Corners - Compaction on Footers added Reinforment per detail Sheet S5 1 - Corner Block - Top Plate	QUANTITY

UNIT OF EQUIPMENT	SIZE	NO	HOURS*	RATE	AMOUNT
Forklift	2225	1	2 00	65 00	130 00
Mortar Mixer		1	14 00	13 26	185 64
Scaffolding		1	16 00	11 28	180 48
Cut off Saw		1	8.00	9 35	74 80
					-
					-
					-
				SUBTOTAL	570.92
(*NOTE: USE WORKING HOURS)				MOBILIZATION AND DEMOBILIZATION	-
				SMALL TOOLS 5 % OF LABOR	84 62
				TOTAL EQUIPMENT COST	655 54

LABOR	OPERATION	CRAFTS	NO.	HOURS	RATE	AMOUNT
	Block Installation	Helper	1	17.15	22 15	379.92
	Install Top Plate	Carpenter	1	10.00	49 20	492 00
	Block Installation	Mason	1	15.48	53 00	820.44
						-
						-
						-
						-
						-
						-
					TOTAL LABOR COST	1,692 36

MATERIALS	DESCRIPTION	UNIT	QUANTITY	PRICE	AMOUNT
	Block	EA	260	2 10	546.00
	Mortar	BGS	17	9 00	153.00
	Sand	TN	1	45 00	25 20
	Water	GAL	56	0 75	42.00
	Wood	BF	27	4 12	110 42
				TOTAL MATERIALS COST	876.62

Ssubcontract	DESCRIPTION	UNIT	QUANTITY	PRICE	AMOUNT
					-
					-
					-
					-
					-
				TOTAL SUBCONTRACTOR COST	-
	TOTAL TO TRANSFER TO ENG FORM 1740-R				3,224 51

REMARKS:	DATE	PREPARED BY
		Roscoe Branton
	2/22/2017	CHECKED BY JWH

ENG FORM 1741c-R, MAR 94 EDITION OF NOV 81 IS OBSOLETE *(ER 1110-2-1302)* (Proponent: CECW-EC)

00100-A4

REASONABLE CONTRACT ESTIMATE WORKSHEET		SHEET 2 OF 2
SUBJECT	0002 Footings	QUANTITY

EQUIPMENT

UNIT OF EQUIPMENT	SIZE	NO	HOURS*	RATE	AMOUNT
Jumbing Jack		1	8 00	13 00	104 00

Mini Hoe		1	3.00	55.00	165.00
		1	0.00	6.00	-
		1	0.00	16.00	-
					-
					-
(*NOTE: USE WORKING HOURS)	SUBTOTAL				269.00
	MOBILIZATION AND DEMOBILIZATION				-
	SMALL TOOLS 5 % OF LABOR				42.30
	TOTAL EQUIPMENT COST				311.30

LABOR

OPERATION	CRAFTS	NO.	HOURS	RATE	AMOUNT
Digging	Helper	1	12.00	21.25	255.00
Tieing Steel	Carpenter	1	12.00	49.25	591.00
		0	0.00	49.25	-
		0	0.00	49.25	-
		0	0.00	49.25	-
		0	0.00	49.25	-
					-
					-
					-
				TOTAL LABOR COST	846.00

MATERIALS

DESCRIPTION	UNIT	QUANTITY	PRICE	AMOUNT
Rebar	TN	1	1,085.89	857.85
Concrete	CY	3	120.75	398.48
Soil	CY	3	17.00	56.10
	EA	1	3.00	3.00
		1	0.00	-
			TOTAL MATERIALS COST	1,315.43

SUBCONTR

DESCRIPTION	UNIT	QUANTITY	PRICE	AMOUNT
	LS	0	2,750.00	-
0	LS	0	100.00	-
0	EA	0	300.00	-
0	EA	0	7.00	-
		0		-
			TOTAL SUPPLIES COST	-

TOTAL TO TRANSFER TO ENG FORM 1740-R		2,472.73
REMARKS	DATE 2/22/2017	PREPARED BY Roscoe Branton CHECKED BY JWH

ENG FORM 1741c-R, MAR 94 EDITION OF NOV 81 IS OBSOLETE *(ER 1110-2-1302)* (Proponent: CECW-EC)

9A Baymeadows Regional Park Phase 3
Tennis Complex

Change Order Request #05
City of Jacksonville Contract No. 8093-15

TO:	FROM:
Todd Pace, Construction Manager Construction & Engineering Service Consultants, Inc. 9432 Baymeadows Road, Suite 100 Jacksonville, FL 32256 904.652.1186 office 904.652.1191 fax tpace@candesconsults.com	Stephanie Ayers, Project Manager Hager Construction Company 2037 Gilmore Street Jacksonville, FL 32204 O: 904.356.0908 F:904.356.0509 C: 904.888.5365 Email: stephanie@hagerconstructioncompany.com

Description: RFI 19 Response dated JAN 19th 2017 stated to provide a change order for the missing items on the accessories schedule -Shower curtains, Rods, Hooks, Horizontal and Vertical Grab Bars for the shower areas

CO. DATE	POINT OF CONTACT		F.O.B. POINT	TERMS
27 FEB 17	Stephanie Ayers			

QTY	UNIT	DESCRIPTION	UNIT PRICE	TOTAL
1	LS	Provide and Install Shower Curtains, Rods, Hooks, Grab Bars	$ 1,003.00	$ 1,003.00
1		subcontractor 15% Mark up	$ 150.45	$ 150.45
1		Contractor 10% Mark up on direct cost	$ 100.30	$ 100.30
			Tax	Included
			SUBTOTAL	$ 1,253.75
Stephanie F. Ayers		27 FEB 17	Total	$ 1,253.75

_____, Date_____

Stephanie Ayers
Authorized Signature

PROPOSAL

GEORGE P. COYLE & SONS, INC.
2361 DENNIS STREET (32204-1709)
P. O. BOX 2267
JACKSONVILLE, FL 32203-2267
(904) 356-4821 FAX 355-4252
www.coyle-and-sons.com doors@coyle-and-sons.com

Hager Construction		1-20-17
	9A/Baymeadows Regional park	
Stephanie		

Change order. 1

24 b 201-1 Hooks
02 b 204-3 Shower curtain
02 b 6047x72
02 Custom grab bars

Material and Labor $ 1,003.00
15% Mark up $ 150.45
Total $ 1,153.45

Any alteration or deviation from above materials and labor involving extra costs will be executed only upon written orders and an extra charge over and above the estimate. This quotation is subject to prompt acceptance. Delays in placing the order, approval, release to fabrication and/or shipment may necessitate a price revision. SUBJECT TO CREDIT ACCEPTANCE. Terms. net 30

AUTHORIZED SIGNATURE VINCENT COYLE

ACCEPTANCE OF PROPOSAL – The above prices, specifications and conditions are satisfactory and are hereby accepted You are authorized to do the work as specified Payment will be made as outlined above

SIGNATURE _____ DATE _____

DEPARTMENT OF PUBLIC WORKS

Jacksonville
Where Florida Begins.

REQUEST FOR INFORMATION (RFI)

PROJECT: 9A Baymeadows Regional Park - Tennis Complex Phase 3

DATE: 19 JAN 17

RFI # 19

CONTRACTOR: Hager Construction Company

SPEC REF:

CONTRACT/P.O. #: 2076

DWG REF: A6.1

RFI DESCRIPTION: The Missing shower grab bars, shower curtain, curtain rods, curtain hooks are not on the accessories schedule or in the specifications. Please advise

SUBMITTED BY: Stephanie F. Ayers

Contractor's Representative

REQUEST REPLY BY:

REPLY: These items were shown on the drawings and this is a new building so they should have been included in the project scope. However since they did not show up in the accessories schedule refer to the attached product data sheets on these missing items. Provide a change order proposal to add these items. Note the back wall shower grab bar will need to be 60 inches long to fit on the wall with the 6' maximum setback distances from the adjacent 90 degree intersecting walls.

REPLY BY: Tom Norman, Ebert Norman Brady Architects

DATE: January 19, 2017

Owner's Representative

This reply does not necessarily constitute an increase in contract value or time. Any Change in contract value or time will require supplemental information submitted by the contractor for review and approval.

BOBRICK Technical Data	STAINLESS STEEL SHOWER CURTAIN HOOK	204-1

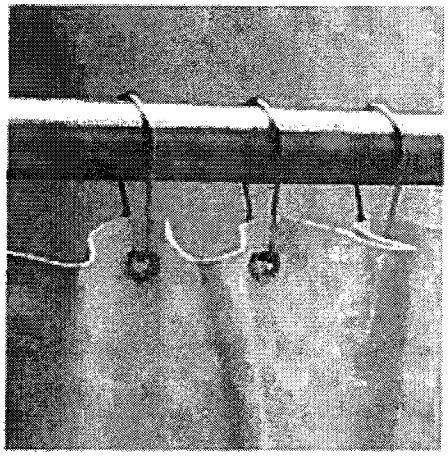

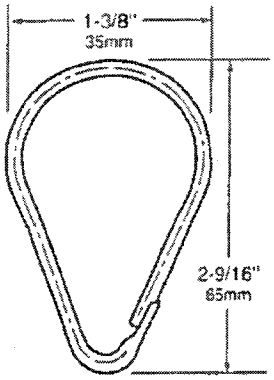

MATERIALS:

18-8 S, type-304; 0.09" (2mm) diameter stainless steel.

OPERATION:

Shower curtain hooks can be used with 1" and 1-1/4" (25 and 32mm) diameter shower curtain rods.

Designer's Note: 72" (1830mm) high shower curtains of opaque white vinyl are available from Bobrick as an optional accessory. Order Part No. 204-2 for 42" (1065mm) wide curtains (requires 7 hooks) or Part No. 204-3 for 70" (1780mm) wide curtains (requires 12 hooks).

INSTALLATION:

Hooks snap open to allow placement on 1" (25mm) or 1-1/4" (32mm) diameter shower curtain rods. Recommended for use with Bobrick Models B-207, B-6047, and B-6107 stainless steel shower curtain rods.

SPECIFICATION:

Shower curtain hooks shall be 0.09" (2mm) diameter, type-304 stainless steel. Hooks shall be usable with 1" and 1-1/4" (25 and 32mm) diameter shower curtain rods.

Stainless Steel Shower Curtain Hooks shall be Part No. 204-1 of Bobrick Washroom Equipment, Inc., Clifton Park, New York; Jackson, Tennessee; Los Angeles, California; Bobrick Washroom Equipment Company, Scarborough, Ontario; Bobrick Washroom Equipment Pty. Ltd., Australia; and Bobrick Washroom Equipment Limited, United Kingdom.

The illustrations and descriptions herein are applicable to production as of the date of this Technical Data Sheet.
The manufacturer reserves the right to, and does from time to time, make changes and improvements in designs and dimensions.

Revised 5/06 Printed in U.S.A.
© 2006 by Bobrick Washroom Equipment, Inc.

BOBRICK Technical Data	VINYL SHOWER CURTAINS	204-2 204-3

Specify Part Required: ☐ 204-2 42" wide x 72" high (1065 x 1830mm)
☐ 204-3 70" wide x 72" high (1780 x 1830mm)



MATERIALS:

Opaque, matte white vinyl 0.008" (0.2mm) thick, containing antibacterial and flame-retardant agents. Nickel-plated brass grommets along top, one every 6" (150mm). Bottom and sides are hemmed.

OPERATION:

Hooks available as optional accessory: order Bobrick Part No. 204-1. 204-2 shower curtain, 42" wide x 72" high (1065 x 1830mm), requires 7 hooks. 204-3 shower curtain, 70" wide x 72" high (1780 x 1830mm), requires 12 hooks.

INSTALLATION:

Recommended for use with Bobrick stainless steel shower curtain hooks on Bobrick stainless steel shower curtain rods: Models B-207, B-6047, and B-6107.

SPECIFICATION:

Shower curtains shall be opaque, matte white vinyl 0.008" (0.2mm) thick, containing antibacterial and flame-retardant agents (Formulated to meet CFSM Title 19.13115), and shall have nickel-plated brass grommets along top. Bottom and sides shall be hemmed.

Vinyl Shower Curtains shall be Model _____ (insert model number) of Bobrick Washroom Equipment, Inc., Clifton Park, New York; Jackson, Tennessee; Los Angeles, California; Bobrick Washroom Equipment Company, Scarborough, Ontario; Bobrick Washroom Equipment Pty. Ltd., Australia; and Bobrick Washroom Equipment Limited, United Kingdom.

The illustrations and descriptions herein are applicable to production as of the date of this Technical Data Sheet.
The manufacturer reserves the right to, and does from time to time, make changes and improvements in designs and dimensions.

Revised 6/03/16 Printed in U.S.A.
© 2016 by Bobrick Washroom Equipment, Inc.

BOBRICK

Technical Data

1¼" (32mm) DIAMETER STAINLESS STEEL GRAB BARS WITH SNAP FLANGE

B-5806 SERIES

Specify Finish Required:
- ☐ Satin finish
- ☐ Satin finish with pre-cut gripping surfaces add suffix .99 to model number



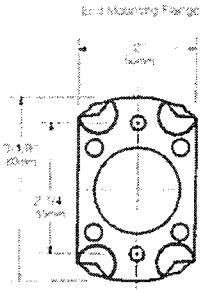

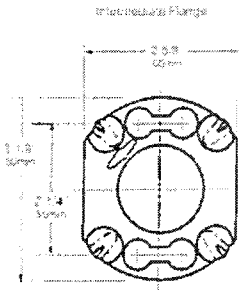

HORIZONTAL | VERTICAL

B-5806 x 18, 24, 30, 36, 42, 48

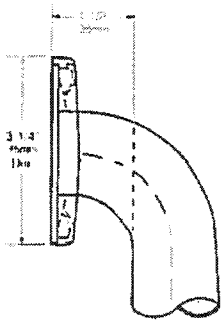

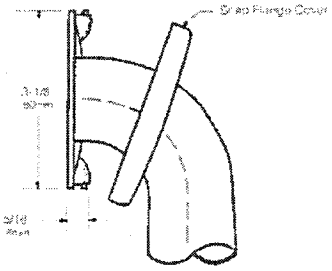

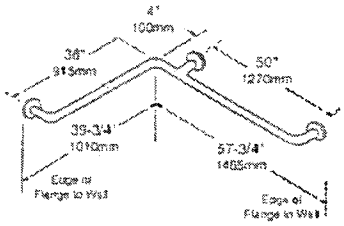

TWO-WALL TUB / SHOWER / TOILET COMPARTMENT BAR

B-5837

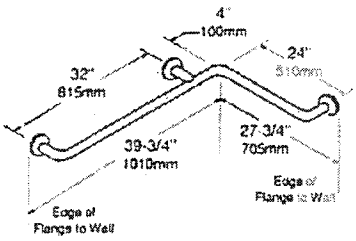

HORIZONTAL TUB / SHOWER / TOILET COMPARTMENT BAR 24 x 36

B-58616

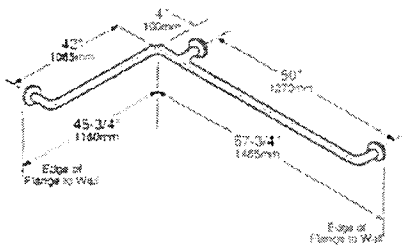

TWO-WALL TOILET COMPARTMENT BAR 42 x 54

B-5897

continued...

The illustrations and descriptions herein are applicable to production as of the date of this Technical Data Sheet
The manufacturer reserves the right to, and does from time to time, make changes and improvements in designs and dimensions.

Rev. 7/29/16 Printed in U.S.A.
© 2016 by Bobrick Washroom Equipment, Inc.

MATERIALS:

Grab Bar — 18-8, type-304, 18-gauge (1.2mm) stainless steel tubing with satin-finish. 1-1/4" (32mm) outside diameter. Ends are heliarc welded to concealed mounting flanges. Clearance between the grab bar and wall is 1-1/2" (38mm).

Concealed Mounting Flanges — 18-8, type-304, 11-gauge (3.2mm) thick, stainless steel plate; end flanges 2" x 3-1/8" (50 x 80mm) with holes for attachment to wall. Intermediate flanges 2-5/8" x 3-1/8" (65 x 80mm) wide x 3-1/8" (80mm) diameter.

Snap Flange Covers — 18-8, type-304, 22-gauge (0.8mm) drawn stainless steel with satin-finish. 3-1/4" (85mm) diameter x 5/8" (16mm) deep. Each cover snaps over mounting flange to conceal mounting screws.

STRENGTH:

Bobrick grab bars that provide 1-1/2" (38mm) clearance from wall can support loads in excess of 900 pounds (408kg) if properly installed. Other grab bar configurations can support loads in excess of 250 pounds (113kg) if properly installed, complying with accessible design (including ADAAG in the U.S.A.) for structural strength.

Safety Warning: Grab bars are no stronger than the anchors and walls to which they are attached and, therefore, must be firmly secured in order to support the loads for which they are intended. To avoid potential injury, the building owner or maintenance personnel should remove the grab bar from service if the grab bar is not adequately secured to wall or if there is any observed damage to the welds.

INSTALLATION:

Provide concealed anchor device or backing as specified or required in accordance with local building codes before wall is finished. Fasten concealed mounting flanges to anchor device or backing with at least two screws opposing each other in each flange. Snap flange covers over each mounting flange to conceal mounting screws. Concealed anchor devices and mounting screws are not included with Bobrick grab bars and must be specified as an accessory.

For Grab Bars with an Intermediate Flange(s). Pull Snap-Flange Covers away from mounting flanges. Place grab bar in desired mounting location. Use intermediate flange as a template to mark location of mounting screws at intermediate flange only. Mark screw locations at the center of the slot in the middle of the double-keyhole shaped mounting holes (2) in the intermediate flange. Remove grab bar from wall. Drive the intermediate flange mounting screws into wall at marked locations. **Note:** Make sure to leave a space of just over 1/8" (3.17mm) between the underside of the screw head and the wall. Install grab bar on the wall by placing the round ends of the intermediate flange double-keyhole shaped mounting holes over the mounting screws (2) are located in the middle of the flange slots. Install the mounting screws into the wall at the end flanges and secure tightly. Tighten the mounting screws at the intermediate flange. Press all snap-flange covers into place to conceal mounting flanges.

Note: Recommend use of 1/4" or #14 sheet metal or wood screws to install Intermediate Flange. #12 screws may also be used.

Important Notes:

1. **Mounting Kits** — Bobrick offers a mounting kit for installing grab bars; **one Bobrick mounting kit is required for each flange.**

Mounting Kit No.	Description
252-30	Consists of (3) #14 x 2½" type-304 stainless steel, Phillips round-head, sheet-metal screws

2. **Grab Bar Fastener** — Bobrick offers a grab bar fastening system that secures all Bobrick grab bar series; **one Bobrick fastener is required for each flange.** Install grab bar without backing in wall requires minimum 5/8" (16mm) thick painted or tiled drywall.

Wingit™ Fastener No.	Description
251-4	Consists of 10–32 x 5/16" round-head, Phillips 18/8 stainless steel screws. (1) Wingit grab bar fastener.

3. **Optional Anchor Device** — Bobrick grab bar anchor device includes stainless steel machine screws to be used for attaching grab bars to anchors. **one Bobrick concealed anchor device is required for each flange.**

Optional Anchor No.	Description
2583	Anchor for 3/4" to 1" (19-25mm) panel 1 anchor required for each flange.
2586	Anchor for 1/2" to 1" (13mm) panel 1 anchor required for each flange.

SPECIFICATION:

Grab bar shall be type-304 stainless steel with satin-finish. Grab bar shall have 18-gauge (1.2mm) wall thickness and 1-1/4" (32mm) outside diameter. Clearance between the grab bar and wall shall be 1-1/2" (38mm). Concealed mounting flanges shall be 11-gauge (3.2 mm) thick stainless steel plate, 2" x 3-1/8" (50 x 80mm), and equipped with at least two screw holes for attachment to wall. Flange covers shall be 22 gauge (0.8mm) stainless steel, 3-1/4" (85mm) diameter, and shall snap over mounting flanges to conceal mounting screws and/or Wingit fasteners. Ends of grab bar shall pass through concealed mounting flanges and be heliarc welded to form one structural unit. Grab bar shall comply with accessible design (including ADAAG in the U.S.A.) for structural strength.

Grab Bar shall be Model _____ (insert model number) of Bobrick Washroom Equipment, Inc., Clifton Park, New York; Jackson, Tennessee; and Los Angeles, California; Bobrick Washroom Equipment Company, Scarborough, Ontario; Bobrick Washroom Equipment Pty. Ltd., Australia; and Bobrick Washroom Equipment Limited, United Kingdom.

The illustrations and descriptions herein are applicable to production as of the date of this Technical Data Sheet.
The manufacturer reserves the right to, and does from time to time, make changes and improvements in designs and dimensions.

© 2016 by Bobrick Washroom Equipment, Inc.

BOBRICK Technical Data	ClassicSeries® EXTRA-HEAVY-DUTY SHOWER CURTAIN ROD	B-6047

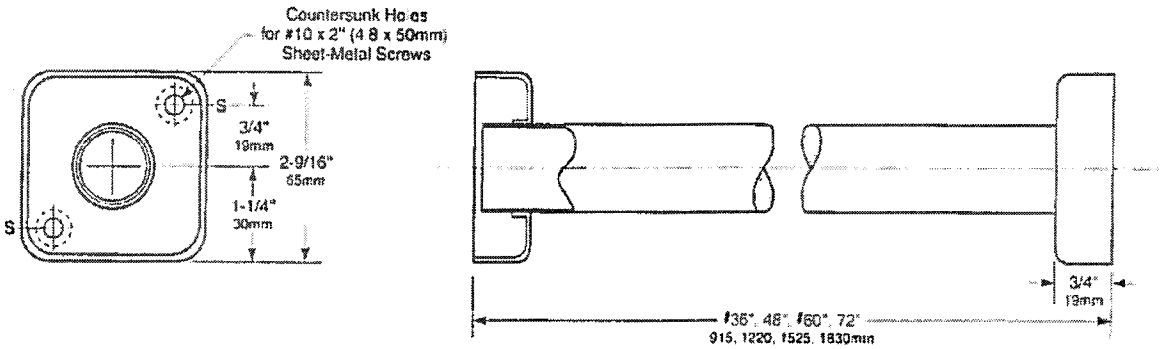

MATERIALS:

Curtain Rod — 18-8, type-304, 18-gauge (1.2mm) stainless steel tubing with satin finish. 1-1/4" (32mm) outside diameter. Available in lengths from 36" (915mm) up to 72" (1830mm).

Flanges — 18-8, type-304, 20-gauge (1.0mm) stainless steel with satin finish. One-piece, die-formed.

INSTALLATION:

Slide flanges onto curtain rod. Position flanges against wall and secure with #10 x 2" (M4.8 x 50mm) Phillips oval-head, stainless steel, sheet-metal screws, furnished by manufacturer, at points indicated by an *S*. For plaster or dry wall construction, provide concealed backing to comply with local building codes, then secure flanges with sheet-metal screws furnished. For other wall surfaces, provide fiber plugs or expansion shields for use with sheet-metal screws furnished, or provide 1/8" (3mm) toggle bolts or expansion bolts.

SPECIFICATION:

Shower curtain rod shall be type-304, 18-gauge (1.2mm) stainless steel with satin finish and have outside diameter of 1-1/4" (30mm). One-piece, die-formed flanges shall be type-304, 20-gauge (1.0mm) stainless steel with satin finish.

Shower Curtain Rod shall be Model B-6047 x _____ (insert length) of Bobrick Washroom Equipment, Inc., Clifton Park, New York; Jackson, Tennessee; Los Angeles, California; Bobrick Washroom Equipment Company, Scarborough, Ontario; Bobrick Washroom Equipment Pty. Ltd., Australia; and Bobrick Washroom Equipment Limited, United Kingdom.

The illustrations and descriptions herein are applicable to production as of the date of this Technical Data Sheet.
The manufacturer reserves the right to, and does from time to time, make changes and improvements in designs and dimensions.

Rev 8/30/15 RA SA Printed in U.S.A.
© 2015 by Bobrick Washroom Equipment, Inc.

9A Baymeadows Regional Park Phase 3
Tennis Complex

Change Order Request #~~06~~ 07
City of Jacksonville Contract No. 8093-15

TO:	FROM:
Todd Pace, Construction Manager Construction & Engineering Service Consultants, Inc. 9432 Baymeadows Road, Suite 100 Jacksonville, FL 32256 904.652.1186 office 904.652.1191 fax tpace@candesconsults.com	Stephanie Ayers, Project Manager Hager Construction Company 2037 Gilmore Street Jacksonville, FL 32204 O: 904.356.0908 F:904.356.0509 C: 904.888.5365 Email: stephanie@hagerconstructioncompany.com

Description: The structural Engineer did a requested site visit to discuss the blocking of the framing for the roof. During this visit it was pointed out that the 2x4 and 2x8 Fascia was not working when installed. He instructed us to use the 2x6 with 2x8 to construct the fascia and omit the 2x4's. This is a no cost increase change however we are requesting 5 contract days

CO. DATE	POINT OF CONTACT	F.O.B. POINT	TERMS
7-Apr-17	Stephanie Ayers		

QTY	UNIT	DESCRIPTION	UNIT PRICE	TOTAL
5	DAYS	2x8 x16 #2 Readed Pine	NA	5
			SUBTOTAL	5
Five (5) Contract Days Requested				
Stephanie F. Ayers _____, Date 06 APR 17			Total	

Stephanie Ayers
Authorized Signature

Todd Pace

From: Todd Pace
Sent: Thursday, March 30, 2017 4:16 PM
To: 'Stephanie'; 'John Hager'
Cc: 'Cox, Torrance'; scott@coj.net; 'Corey Bowden'; Stephen Manis; David Shultz
Subject: RE: Emailing - RFI 41.pdf 9a Baymeadows
Attachments: RFI 41.pdf

Stephanie,

See response to RFI #41 below.

Todd

Todd,
I just spoke to Dave Schultz at the job site and we discussed the resolution to the fascia detail at the overhangs. The detail 6/A9.1 has the incorrect designations for the subfascia and fascia. They are marked as PT 2 x 6 fascia and PT 2 x 4 subfascia. The required wood members should be PT 2 x 8 fascia and PT 2 x 6 wood subfascia. The 2 x 6 wood on site that was intended to be used for the fascia can now be used for the Sub-fascia. The PT 2 x 4 will need to be replaced with a PT 2 x 8. Let me know if you have any questions or require further clarification.

Tom Norman, A.I.A., LEED® AP
Ebert Norman Brady Architects
1361 13th Avenue South, Suite 230
Jacksonville Beach, Florida 32250

Phone 904.241.9997
Fax 904.241.7526

From: Stephanie [mailto:Stephanie@hagerconstructioncompany.com]
Sent: Thursday, March 30, 2017 3:59 PM
To: Todd Pace <tpace@candesconsults.com>
Subject: Emailing - RFI 41.pdf 9a Baymeadows

Todd,
Please see attached RFI - Thanks

Stephanie Ayers
Project Manager

Hager Construction Company
518 Herman Street
Jacksonville, FL 32254
O: 904.356.0908 F 904.356.0509
C: 9048885963

9A Baymeadows Regional Park Phase 3
Tennis Complex

Change Order Request #06
City of Jacksonville Contract No. 8093-15

TO:	FROM:
Todd Pace, Construction Manager Construction & Engineering Service Consultants, Inc. 9432 Baymeadows Road, Suite 100 Jacksonville, FL 32256 904.652 1186 office 904.652 1191 fax tpace@candesconsults.com	Stephanie Ayers Project Manager Hager Construction Company 2037 Gilmore Street Jacksonville, FL 32204 O: 904 356 0908 F.904 356 0509 C: 904.888.5365 Email: stephanie@hagerconstructioncompany.com

Description: RFI 18 was in reference to an electrical box in line with the curbs - we received an email asking if it could be relocated, and this has generated this change order. The electrician has informed us that it is a junction box feeding the existing street light and not irrigation. Please see attached Change order request for relocating box Thanks

CO. DATE	POINT OF CONTACT		F.O.B. POINT	TERMS
21-Mar-17	Stephanie Ayers			

QTY	UNIT	DESCRIPTION	UNIT PRICE	TOTAL
1	LS	Relocate electrical junction box for street light in line of curb	$ 1,120.12	$ 1,120.12
1		subcontractor overhead	$ 29.26	$ 29.26
1		subcontractor profit	$ 53.49	$ 53.49
1		Contractor 10% Mark up on direct cost	$ 112.01	$ 112.01
			Tax	Included
			SUBTOTAL	$ 1,314.88
Two (2) Contract Days Requested				
Stephanie F. Ayers		21 MAR 17	Total	$ 1,314.88

_____ Date_____

Stephanie Ayers

Authorized Signature

Madera Electric Company, Inc
6999-02 Merrill Rd. #216
Jacksonville, FL 32277

TO Hager Construction
518 Herman St
Jacksonville, FL 32254

PROJECT 9A Baymeadows Tennis Complex
LOCATION Jacksonville, FL
DATE 2/27/2017
REFERENCE Pullbox Relocation

MATERIAL COST		$499 93		
SALES TAX	7 00%	$34 99	MATERIAL EXPENSE	$534 92
LABOR HOURS	20 00			
LABOR RATE	$22.00	$440.00		
LABOR BURDEN	33%	$145 20		
SUPERVISION	0%	$0 00	LABOR EXPENSE	$585 20
			DIRECT JOB COST	$1,120 12
OVERHEAD/MATERIAL	0 00%	$0 00		
OVERHEAD/LABOR	5 00%	$29 26	OVERHEAD EXPENSE	$29 26
			CONTRACTORS COST	$1,149 38
PROFIT	10 00%	$53 49	PROFIT	$53 49
EQUIPMENT		$0.00	EQUIPMENT	$0 00
SUBCONTRACTS		$0.00	SUBCONTRACTS	$0.00
PROFIT ON S/C	5 00%	$0 00	PROFIT ON S/C	$0 00
			SUB TOTAL	$1,202 87
BOND PREMIUM	0.00%		BOND PREMIUM	$0 00
			TOTAL PRICE	$1,202 87

THIS PROPOSAL IS BASED SOLELY ON THE USUAL COST ELEMENTS SUCH AS LABOR, MATERIAL, AND NORMAL MARK-UPS AND DOES NOT INCLUDE ANY AMOUNT FOR CHANGES IN THE SEQUENCE OF WORK, DELAYS, DISRUPTIONS, RESCHEDULING EXTENDED OVERHEAD, ACCELERATION AND/OR IMPACT COSTS. THE RIGHT IS EXPRESSLY RESERVED TO MAKE CLAIM FOR ANY AND ALL OF THESE AND RELATED ITEMS OF COST PRIOR TO ANY FINAL SETTLEMENT OF THIS CONTRACT.

Madera Electric Company, Inc.

Project: Baymeadows 9A
Location: jacksonville FL
Description: Pullbox Relocation

Labor:

Type		Man Hours	OT Hours	Total Hours
Electrician		20	0	20.00
				20 00

Material:

Description	Price	Quantity	Unit	Amount
#8 THHN	$0 40	630		$252 00
pullbox	$227 00	1		$227 00
conduit	$0 70	30		$20 93
				$0 00
				$0 00
				$0 00
				$0 00
				$0 00
				$0 00
		SubTotal		$499 93

Equipment:

Description	Rate	Hours	Day	Amount
				$0 00
				$0 00
				$0 00
				$0 00
		SubTotal		$0 00

Subcontract:

Description	Rate	Quantity	Unit	Amount
	$0 00	0	Lot	$0 00
		SubTotal		$0.00

Subtotal $0.00

DEPARTMENT OF PUBLIC WORKS

Jacksonville
Where Florida Begins.

REQUEST FOR INFORMATION (RFI)

PROJECT: 9A Baymeadows Regional Park - Tennis Complex Phase 3

DATE: 12 JAN 17

RFI # 18

CONTRACTOR: Hager Construction Company

SPEC REF:

CONTRACT/P.O. #: 2076

DWG REF: E1.1

RFI DESCRIPTION: There is a fiberglass box directly in line with the curb please advise

SUBMITTED BY: Eric Moreno

Contractor's Representative

REQUEST REPLY BY:

REPLY:

REPLY BY: DATE:

Owner's Representative

This reply does not necessarily constitute an increase in contract value or time. Any Change in contract value or time will require supplemental information submitted by the contractor for review and approval.

Todd Pace

From: Todd Pace <tpace@candesconsults.com>
Sent: Thursday, January 12, 2017 3:13 PM
To: Stephanie
Cc: CBowden@hanson-inc.com; Enz, Jill
Subject: FW: 9A Baymeadows Tennis Complex

Stephanie,

Per COJ this is an irrigation control box. Please determine if this box, along with the wiring, can be moved as stated below.

Todd

From: Enz, Jill [mailto:JEnz@coj.net]
Sent: Thursday, January 12, 2017 2:41 PM
To: Todd Pace
Cc: Meyerl, Keith
Subject: RE: 9A Baymeadows Tennis Complex

Todd,

This is an irrigation control box for the entry planting. Can the contractor please move it as close to that planting area as possible and flush with grade?

Thanks,

Jill

From: Todd Pace [mailto:tpace@candesconsults.com]
Sent: Thursday, January 12, 2017 2:10 PM
To: Enz, Jill
Subject: FW: 9A Baymeadows Tennis Complex

From: Stephanie [mailto:Stephanie@hagerconstructioncompany.com]
Sent: Thursday, January 12, 2017 12:22 PM
To: Todd Pace <tpace@candesconsults.com>
Subject: RE: 9A Baymeadows Tennis Complex

See attached – my adobe crashed

From: Todd Pace [mailto.tpace@candesconsults.com]
Sent: Thursday, January 12, 2017 10:36 AM
To: Stephanie <Stephanie@hagerconstructioncompany.com>
Subject: RE: 9A Baymeadows Tennis Complex

Yes, take the plan sheet and mark where this conflict is at so I can forward with the RFI.

From: Stephanie [mailto:Stephanie@hagerconstructioncompany.com]
Sent: Thursday, January 12, 2017 10:34 AM
To: Todd Pace <tpace@candesconsults.com>
Subject: RE: 9A Baymeadows Tennis Complex

Its not shown on the plans but I can put the curb sheet down

From: Todd Pace [mailto:tpace@candesconsults.com]
Sent: Thursday, January 12, 2017 10:29 AM
To: Stephanie <Stephanie@hagerconstructioncompany.com>
Subject: RE: 9A Baymeadows Tennis Complex

Please provide a location on a plan sheet.

From: Stephanie [mailto:Stephanie@hagerconstructioncompany.com]
Sent: Thursday, January 12, 2017 10:27 AM
To: Todd Pace <tpace@candesconsults.com>
Subject: 9A Baymeadows Tennis Complex

Please see RFI

Stephanie Ayers
Project Manager
Hager Construction Company
518 Herman Street
Jacksonville, FL 32254
O: 904.356.0908 F:904.356.0509
C: 9048885965

SUBJECT: **9A/BAYMEADOWS REGIONAL PARK-PHASE 3-TENNIS COMPLEX**

BID# CP-0091-16 OPEN DATE: **2016-05-04**

GENERAL GOVERNMENT AWARDS COMMITTEE

KIND AND BASIS OF CONTRACT:
CONSTRUCTION PARTICIPATION

AGENCY: **PUBLIC WORKS**

BASIS OF AWARD: **LOWEST RESPONSIVE, RESPONSIBLE BIDDER- TOTAL BASE BID PLUS ALTERNATES**

NUMBER OF BIDS INVITED 5 NUMBER RECEIVED 5 OTHER 0

SUMMARY OF BIDS AND RECOMMENDED ACTIONS:

Recommend approval to accept Pars Construction Services, LLC., email dated May 9, 2016 to withdraw their bid due error on their part.

Recommend approval to award to the lowest responsive, responsible bidder Hager Construction Company, Inc., in the total base bid amount of $1,440,552.00; Additive Alternate #1 in the amount of $34,000.00; Additive Alternate #2 amount $17,500.00 and; Additive Alternate #3 amount $26,400.00, for a total award amount not-to-exceed $1,518,452.00.

This award to be funded by account(s): RCCP329F5720-06505-PR0380-03- $518,452.00; RPCP324F5720-06505-PR0380-03- $1,000,000.00 to be executed by formal contract through Office of General Counsel.

Attachments: Recommendation Memo, Bid Tabulation Sheet, Vendor Email, JSEB Letter, Basis of Award, Scope of Work

BUYER: Marilyn Laidler
MARILYN LAIDLER

RESPECTFULLY SUBMITTED: _____
GREGORY PEASE, CHIEF
PROCUREMENT DIVISION

CONCURRENCE BY: **Tom Fallin, P.E., Chief, Engineering and Construction Management/ Daryl Joseph, Director, Parks**

(ALL AWARD ACTIONS SUBJECT TO LAWFULLY APPROPRIATED FUNDS)

ACTION OF GGAC COMMITTEE ON RECOMMENDATIONS ABOVE

MEMBERS APPROVING 3 MEMBERS DISAPPROVING _____ DATE: 5-26-16

Teresa R. Eichner

OTHER: _____

James R McCarty

ACTION OF AWARDING AUTHORITY DATE: 5/26/16

APPROVED ✓ DISAPPROVED _____

OTHER _____

SIGNATURE OF AUTHENTICATION _____

Sam E. Mousa
Chief Administrative Officer
For: Mayor Lenny Curry
Under Authority of:
Executive Order No. 2015-05

FORM GB-108, Revised 12/2007

QWS3270X 5/19/2017 2:38 PM
FAML6350 V5.1 ** NW COJ FAMIS PRODUCTION ** 05/19/2017
LINK TO: ACCOUNT SUMMARY INQUIRY 2:38 PM

FISCAL MO/YEAR : 08 2017 CURRENCY CODE :
INDEX CODE : RCCP329F5720 PARKS/REC/ENTER CAPITAL PROJECTS (F5720)
SUBOBJECT : 06505 OTHER CONSTRUCTION COSTS
PROJECT : PR0380 9A/BAYMEADOWS
PROJECT DETAIL : 03 9A/BAYMEADOWS-REGIONAL PARK AMENITIES
GRANT :
GRANT DETAIL :
USER CODE :

S	MAY 2017	ANNUAL BALANCE	ALL YEARS BALANCE
ESTIMATED REVENUES	.00	.00	.00
REVENUES	.00	.00	.00
UNREALIZED REVENUES	.00	.00	.00
BUDGET	.00	.00	1,000,000.00
EXPENDITURES	7,884.42	270,189.71	355,229.43
ENCUMBRANCES	-7,884.42	20,100.96	552,204.47
PRE-ENCUMBRANCES	.00	.00	.00
REMAINING BALANCE	.00	-290,290.67	92,566.10

F1-HELP F2-SELECT F4-PRIOR F5-NEXT
F9-LINK F10-PRIOR-MO F11-NEXT-MO
G005 - PRIOR RECORD DISPLAYED

CP-0091-16	Hager Construction Company	
5/26/2016	$1,518,452.00	Award
	$9,015.84	Change Order #1 Administratively approved
Pending	$9,690.18	Change Order #2

$1,537,158.02 Total Award