SINGLE SOURCE AWARD **BID # SS-0189-17**

Subject: Software Development to Interface Between Motorola CAD System & New Fire Alert System

Department: Information Technologies Division

Description of Purchase:
Recommend approval of Single Source Award to PURVIS Systems, Inc., for the development of software to interface data between the existing Motorola CAD system and new fire alerting system for the Information Technologies Division. Total requested expenditure not to exceed $121,554.00.

Funding for this award to be encumbered by account AFIT534-069509, to be executed by formal contract through the Office of General Counsel.

Single Source Award To: PURVIS Systems, Inc.

Price Justification: See Attached

Total Award: $121,554.00 **Requisition #** N/A

Attachments: Single Source Form; Vendor Statement of Work and Quote

Certification as to Single Source: Kenneth Lathrop, Chief of Information Technologies Division/CIO

THE ABOVE PURCHASE IS RECOMMENDED FOR AWARD IN ACCORDANCE WITH CHAPTER 126.206.

ANALYST: Chelsey Fleming

Gregory Pease, Chief
Procurement Division

APPROVAL OF GENERAL GOVERNMENT AWARDS COMMITTEE

"ALL AWARD ACTIONS SUBJECT TO LAWFULLY APPROPRIATED FUNDS"

CHAIRMAN ***DATE***

ACTION OF AWARDING AUTHORITY

DATE: _____

APPROVED _____ **DISAPPROVED** _____

OTHER _____

SIGNATURE OF AUTHENTICATION _____

FORM GB-114, Revised 12/2007

SINGLE SOURCE REQUEST

Pursuant to the City of Jacksonville Procurement Code § 126.206 & § 126.312, when requesting a purchase from a vendor subject to the referenced sections, please complete this form to justify your request and submit to Procurement with applicable attachments.

REQUESTING AGENCY (DEPT./DIVISION): Finance and Administration / ITD

FUNDING SOURCE: AFIT534-69509

BRIEF DESCRIPTION OF GOODS/SERVICES:

Develop software to interface data between the existing Motorola Premier CAD System and the new Purvis Fire Station and Alerting System(FSAS) under RFP ESC-0426-16.

AMOUNT OF PROJECT (attach quote): $121,554.00

PROVIDE A SUMMARY OF THE SCOPE OF GOODS/SERVICES TO BE PROVIDED; IDENTIFY EACH ITEM, COMPONENT OR SERVICE BEING PROCURED(ATTACH QUOTE/PROPOSAL):

Development, documentation and testing of the interface software which transmits bi-directional data between the existing Motorola Premier CAD system and the Purvis FSAS. This will replace the legacy customized interface between the Motorola Premier CAD system and the legacy FSAS.

PROVIDE A DETAILED JUSTIFICATION AS TO WHY THE REQUESTED GOODS/SERVICES CAN ONLY BE EFFICIENTLY AND EFFECTIVELY PROCURED THROUGH THE RECOMMENDED SINGLE SOURCE PROVIDER:

The Motorola Premier CAD and Purvis FSAS systems are both proprietary systems. To achieve the most cost effective and efficient interface, the recommended choice is to have this solution be developed by Purvis or Motorola. Motorola was originally targeted for developing the interface since the legacy interface was developed by them. Motorola has deferred the development to Purvis due to resource constraints.

ASSERT THAT YOU HAVE RESEARCHED THE AVAILABILITY OF THE REQUESTED GOODS/SERVICES FROM OTHER SOURCES IN APPLICABLE MARKETS AND HAVE DISCUSSED AND EVALUATED THE SAME WITH COJ'S PROCUREMENT AND EBO DIVISIONS:

Since Purvis Systems is the chosen Vendor for the new FSAS implementation, it is in the best interests of the City to have them also perform the interface development to insure the continuity, efficiency and seamless integration of their software with the Motorola Premier CAD.

Submitted by: Michael Turner (Name) PMO Manager (Title)

Date: 5/24/17

Requesting Agency's Director's Signature:

JSS 5/25/17

Procurement Division ____

INFORMATION TECHNOLOGIES DIVISION

FINANCE AND ADMINSITRATION DEPARTMENT

CITY OF JACKSONVILLE

May 24, 2017

TO: Greg Pease, Chief of Procurement
Procurement Division

FROM: Michael Turner, ITD PMO Manager Michael Turner
Information Technologies Division

THRU: Kenneth E. Lathrop
Chief of Information Technologies / CIO For Kenneth Lathrop

SUBJECT: **Request for Single Source Award for Interface from Premier CAD System to new Purvis Fire Station Alerting System (FSAS)**

The Information Technologies Division (ITD) requests approval to procure services to develop a customized interface from the legacy Motorola Premier CAD System to the new proprietary Purvis FSAS. This request will replace the legacy FSAS customized interface which uses outdated technology that must be replaced in order to interface to the new Purvis FSAS. The Purvis FSAS was procured under ESC-0426-16.

The requested interface is required to be in place before the new Purvis FSAS can be implemented and is an integral part of the implementation.

The recommendation is to procure the interface development from Purvis under a Single Source request in order to insure a turn-key seamless integration to the FSAS by one vendor. This will reduce the risk of negatively impacting the project timeline and associated costs, will simplify the trouble-shooting and remediation during the implementation process, and will provide one consolidated maintenance agreement for all support.

Funding source for this request.
AFIT534 - 069509 **Funding Amount: $121,554.00**

Attachments:
Single Source Request-CAD Interface
Purchase Order Justification-CAD Interface
Purvis-Statement of Work and Quote

Your favorable consideration of this request is appreciated.

CC: John Proctor, ITD Finance Manager
Tom Ossi, Contract and Records Manager
Jake Blanton, Fire Battalion Chief

PURVIS Systems Incorporated
Statement of Work and Quote
Fire Station Alerting System Interface to Motorola PCAD Software

For
The City of Jacksonville, Florida

PURVIS Quote No. PC2017-85

SOW Revision 3.1

May 8, 2017

Prepared by:

PURVIS Systems Incorporated

88 Silva Lane

Middletown, RI 02842

(401) 849-4750 / fax (401) 849-0121

CHANGE PAGES

VERSION	DATE	PAGES	PURVIS APPROVAL	COMMENTS
1.0	3/10/2017	All		Initial Release
2.0	4/13/2017	Multiple		Updated with COJ requests
3.0	4/19/2017	Multiple		Updated with COJ requests
3.1	5/8/2017	3		Corrected spelling error

TABLE OF CONTENTS

CHANGE PAGES ii
TABLE OF CONTENTS iii
1 INTRODUCTION 1
1.1 SCOPE 1
1.2 BACKGROUND 1
1.3 REFERENCE DOCUMENTATION 1
2 SCOPE OF SERVICES 2
2.1 SOLUTION OVERVIEW 2
2.2 TASKS 4
2.2.1 Requirements and Data Collection 4
2.2.2 Interface Development 4
2.2.3 Integration and Testing 4
2.2.4 Project Management 5
3 ACCEPTANCE 5
4 SCHEDULE 7
5 PLACE OF PERFORMANCE 9
6 ASSUMPTIONS 9
7 WARRANTY AND MAINTENANCE 10
8 DELIVERABLES 10
9 QUOTE AND PAYMENT SCHEDULE 10
Appendix A 12
Appendix B 16

1 INTRODUCTION

1.1 SCOPE

This Statement of Work (SOW) defines the required tasks to provide the City of Jacksonville with a software interface between the existing Motorola Premier CAD System (PCAD) and the PURVIS Fire Station Alerting System Standard Application Programming Interface (API). PURVIS will work cooperatively with the City of Jacksonville and Motorola to implement a fully turnkey solution to the City.

1.2 BACKGROUND

The City of Jacksonville intends to award PURVIS a contract to implement the PURVIS Fire Station Alerting System in response to the City's Request for Proposal Bid Number ESC-0426-16. The PURVIS FSAS will be installed in all 61 fire stations and one training academy. The Bid Specifications for the Fire Station Alerting System Replacement project indicated that Motorola was going to integrate the FSAS with Jacksonville's Motorola PCAD system, so the CAD integration was therefore not part of our proposal. The City of Jacksonville has subsequently requested PURVIS to provide this SOW and Quote for PURVIS to integrate the PURVIS FSAS with the City's existing Motorola PCAD system and to provide a migration path, through the PURVIS API, for interfacing to the new CAD system that the City plans to implement in the future. It is anticipated that the City will migrate to the Motorola PremierOne CAD system in the next 18-24 months.

Since this SOW is directly related to the City's Fire Station Alerting System Replacement project (ESC-0426-16), the PURVIS FSAS PCAD Interface will be licensed, warrantied, and maintained under the same 'PURVIS FSAS End-User License Agreement' and 'PURVIS FSAS Warranty, Maintenance and Service Agreement' as the ESC-0426-16 project.

1.3 REFERENCE DOCUMENTATION

The following documentation has been used in the development of this Statement of Work:

- City of Jacksonville Bid Specifications for Fire Station Alerting System Replacement, Bid Number ESC-0426-16
- PURVIS Proposal Number PC2016-59
- Motorola Interface Design Document, Premier CAD to Fire Station Alerting for Jacksonville Fire and Rescue, Version 1.1, January, 27, 2017

2 SCOPE OF SERVICES

2.1 SOLUTION OVERVIEW

The PURVIS FSAS PCAD Interface (FPI) will be a Windows service that will interface with the Motorola PCAD, Motorola CSI, and the PURVIS FSAS. The FPI will be installed as a standalone application, providing the ability to remove the application in the future when a new CAD system is installed and live, with no impact to the PURVIS FSAS.

The FPI will be deployed "in-line" with the existing PCAD and CSI servers and will transmit all existing legacy message traffic transparently between the two. The PURVIS FSAS Browser-based Management Tool will also provide the ability to select stations with the PURVIS FSAS system installed, enabling all relevant PCAD/CSI traffic to be forwarded to the PURVIS FSAS in the stations. Figure 1 below illustrates PURVIS's proposed CAD interface approach.

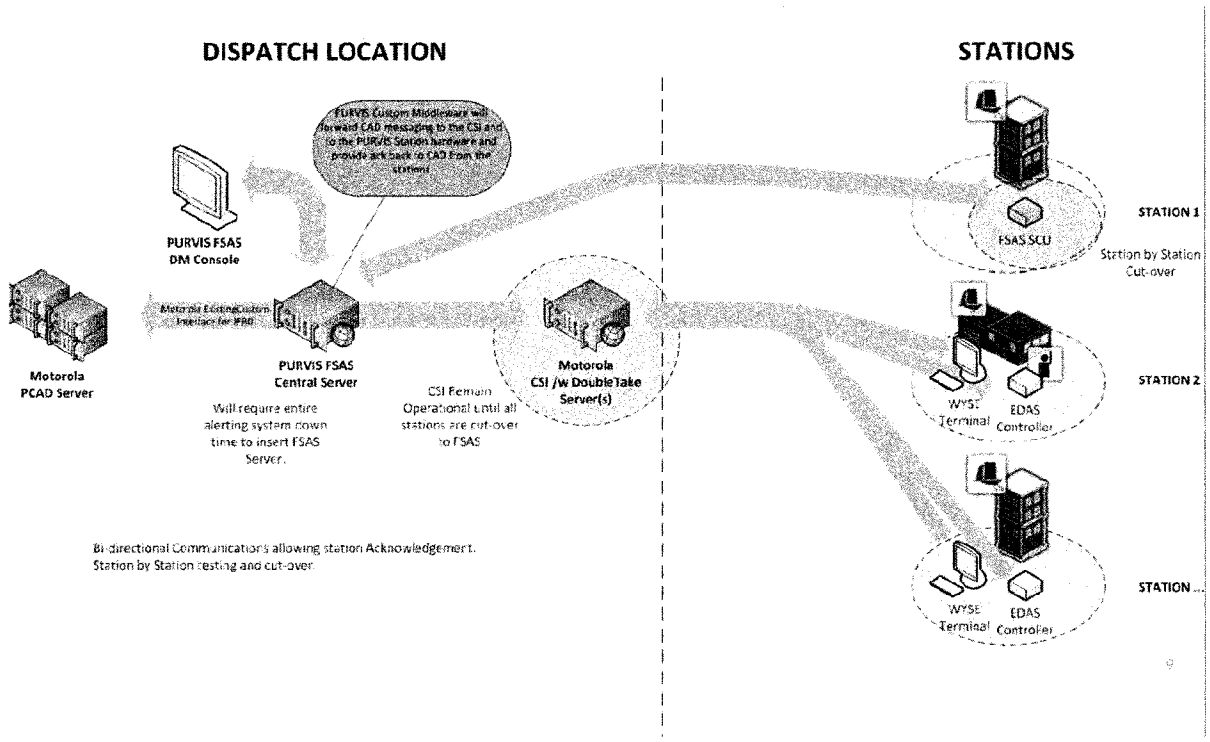

Figure 1: Proposed PURVIS CAD Interface Approach

The FPI service will consist of two main modules: Pass-through and API. Figure 2 below illustrates the proposed PURVIS FPI.

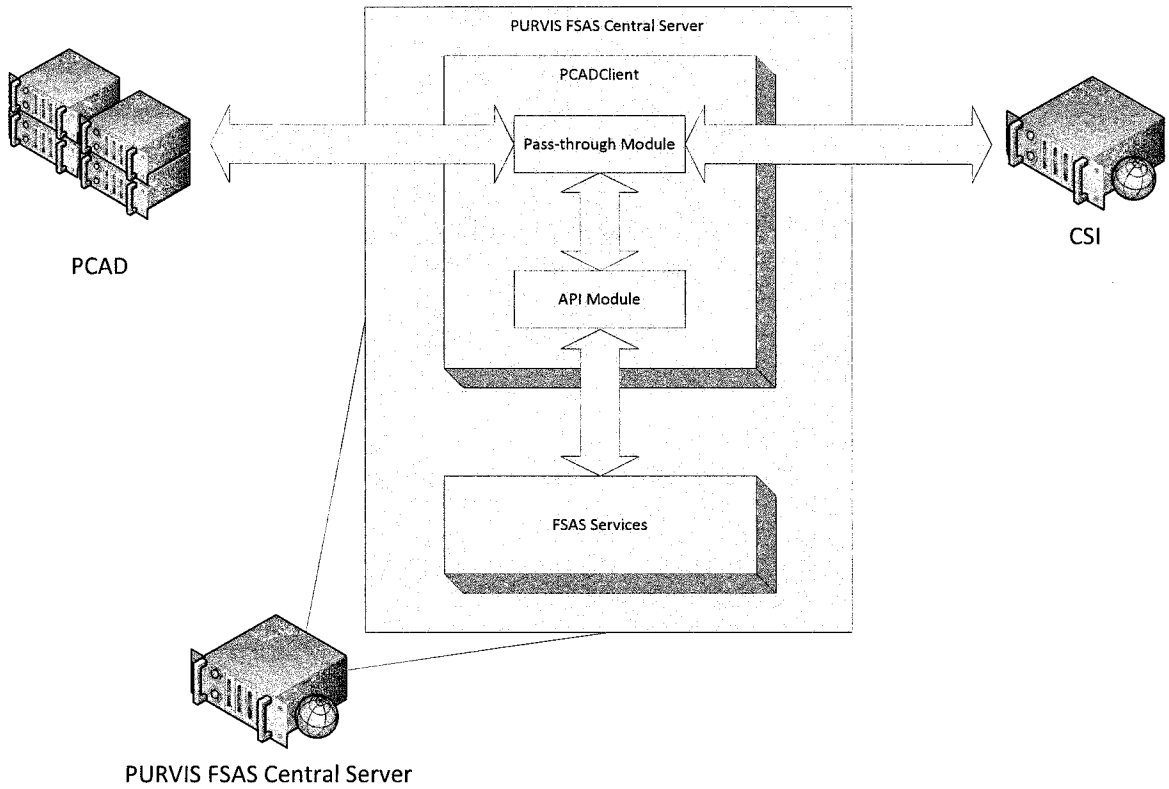

Figure 2: Proposed PURVIS FSAS PCAD Interface

The pass-through module will transfer data in both directions between the Motorola CSI and the Motorola PCAD. All traffic will also be forwarded to the API module for processing.

The API module will be responsible for receiving, parsing, and processing data from the pass-through module, forwarding all relevant data to FSAS. The API module will process all relevant data from FSAS (unit acknowledgements), convert the data and send to PCAD.

The FPI will be deployed on the Central Server with established network connections to PCAD, CSI, and FSAS.

No additional hardware will be required to perform the CAD interface solution. All hardware necessary is part of the original FSAS project bid.

During the period of CAD interface testing and qualification, station status will continue to be monitored with what exists today and will be managed by Motorola and/or the City of Jacksonville.

During the period of CAD interface testing and qualification, when the FSAS Central Server has been logically placed in line between PCAD and the CSI, if a FSAS Central Server failure occurs such that it is deemed to require a fall back to the original operational architecture, the anticipated process step(s)

would be to simply have Motorola change the PCAD/CSI configurations to repoint the network connectivity from PCAD directly to the CSI server, bypassing the FSAS Central Server.

Once the FSAS Central Server has been built out to support PURVIS station installations, additional real time monitoring and status of the interface will be available on the FSAS DM Console. Visual and audible alerts will notifiy dispatch operations if there is a problem with the interface. Standard troubleshooting techniques would engage at this point to determine root cause and either PURVIS and/or Motorola would investigate and resolve the issue.

2.2 TASKS

2.2.1 Requirements and Data Collection

PURVIS will implement a data recorder to be installed in the City of Jacksonville to passively record data transferred between the City's existing Motorola PCAD System and the Motorola CSI. The data will be recorded over a period of two weeks to collect as many variations in data exchange as possible to maximize our understanding of the interface data requirements.

Data recording will be passive and will not interfere with ongoing dispatch operations. The data will be analyzed and the interface requirements will be updated, if necessary.

The recorded data will be incorporated into the PURVIS CAD simulation framework in the PURVIS Software Validation System and will be used during development and system verification testing to ensure that the software interface is developed in accordance with actual data transfer occurring in the City today.

2.2.2 Interface Development

PURVIS will develop an Interface Design Document (IDD) and use this as the basis to implement the FPI to provide the data interface between the Motorola PCAD and the PURVIS FSAS standard API in accordance with the reference documentation and consistent with the data recording activities. The software module will be installed on the PURVIS FSAS Central Servers.

PURVIS will also provide a data pass-through capability between the Motorola PCAD and CSI systems to ensure data transfer to the City's legacy Fire Station Alerting System. This will ensure that station-by-station cutover capability is provided throughout the implementation phase.

2.2.3 Integration and Testing

PURVIS will provide integration and testing services during the implementation of the software interface. Test and integration activities include the software validation testing at the PURVIS facility in Middletown, RI, as well as integration and testing activities in the City of Jacksonville.

The PURVIS QA Team will develop test scripts based on the reference documents and the PURVIS IDD. The FPI will be validated at the PURVIS SVT facility using the PURVIS CAD simulator and recorded CAD data. Upon successful testing of the interface, the PURVIS QA team will provide a "ready for integration

testing".

Additionally, the City will provide specific test cases, included in Appendix A, to be used during the test activities, and these test cases will be incorporated into the PURVIS test scripts.

Initial integration testing will be performed on either the Training CAD system or the pathway CAD System. This testing will focus on the proper operation of the interface as well as ensuring that there are no adverse effects on the existing Motorola PCAD system or the CSI. The Final Integration Test Phase will be entered upon successful script testing by the PURVIS QA Team and approval of the City.

The live CAD environment will be utilized for Final Integration Testing. The insertion of the PURVIS Central Server and the FPI will incur station dispatch downtime. PURVIS will ensure that downtime is kept to a minimum and that the system may be reverted to current operation as rapidly as possible should an unforeseen outage occur. The PURVIS FSAS Central Server will be inserted between the Motorola PCAD System and the CSI. The Motorola PCAD and CSI interfaces configuration will need to be modified to redirect data traffic to the PURVIS Central Server. Final integration testing will occur in two phases: interface testing of passive data transfer between PCAD and the CSI, and testing with a PURVIS FSAS station implementation.

During passive interface testing, all CAD traffic will be transferred between the PCAD system and the CSI with no PURVIS station hardware or data transfer. PURVIS and the City of Jacksonville will cooperatively script test the data transfer between the PCAD and the CSI, specifically utilizing the City's test cases. Upon successful FPI script testing and at the conclusion of a one-week pilot test, PURVIS will request the City's approval to proceed with PURVIS Station Testing.

PURVIS Station testing will be performed between the PURVIS Central Server and the PURVIS Test Site as defined in the PURVIS Proposal PC2016-59 . PURVIS will test all functionality at the Test Site and will then work cooperatively with the City to perform integration testing and interface acceptance at two station sites.

For reference, a flow diagram showing the high level process steps for both the CAD development/testing and the FSAS project install/testing is provided in Appendix B of this SOW.

2.2.4 Project Management

Project management activities and reporting for this FSAS PCAD Interface project will be incorporated into the PM activities for the Fire Station Alerting implementation. This SOW incorporates all additional PM activities required to manage this new development effort.

3 ACCEPTANCE

PURVIS will develop and provide an Acceptance Test Plan to the City for review, comment and final approval.

The City of Jacksonville will provide the specific test cases to be utilized during the test, integration and acceptance testing.

PURVIS and the City will cooperatively execute the Acceptance Test Plan, with the City providing final acceptance at the conclusion of successful testing.

4 SCHEDULE

ID	WBS	Task Name	Duration	Start	Finish	Predecessors	Resource Names
1	**1**	**FSAS PCAD Interface**	**80 days**	**Mon 6/5/17**	**Fri 9/22/17**		
2	1.1	Notice to Proceed	0 days	Mon 6/5/17	Mon 6/5/17		
3	1.2	Project Management	3 mons	Mon 6/5/17	Fri 8/25/17	2	PURVIS
4	**1.3**	**Requirements**	**15 days**	**Mon 6/5/17**	**Fri 6/23/17**		
5	1.3.1	Develop Wire Shark Test Plan	1 day	Mon 6/5/17	Mon 6/5/17	2	PURVIS
6	1.3.2	Setup Wire Shark and test at PURVIS RI	1 day	Tue 6/6/17	Tue 6/6/17	5	PURVIS
7	1.3.3	Install Wire Shark computer on cetwork in Jacksonville	1 day	Wed 6/7/17	Wed 6/7/17	6	PURVIS
8	1.3.4	Execute Test Plan	1 day	Thu 6/8/17	Thu 6/8/17	7	PURVIS
9	1.3.5	Run data collection and recording	2 wks	Fri 6/9/17	Thu 6/22/17	8	
10	1.3.6	Collect recordings for further analysis	1 day	Fri 6/23/17	Fri 6/23/17	9	PURVIS
11	**1.4**	**Design**	**5 days**	**Mon 6/26/17**	**Fri 6/30/17**		
12	1.4.1	Develop software design and architecture	2 days	Mon 6/26/17	Tue 6/27/17	4	PURVIS
13	1.4.2	Develop Interface Design Document	3 days	Wed 6/28/17	Fri 6/30/17	12	PURVIS
14	**1.5**	**Development**	**60 days**	**Mon 7/3/17**	**Fri 9/22/17**		
15	1.5.1	Develop FSAS PCAD Interface	8 wks	Mon 7/3/17	Fri 8/25/17	11	PURVIS
16	1.5.2	Develop PCAD Simulator	8 wks	Mon 7/3/17	Fri 8/25/17	11	PURVIS
17	1.5.3	Modify Portal to allow switching CAD Source Station by Station	1 wk	Mon 7/3/17	Fri 7/7/17	11	PURVIS
18	1.5.4	Developer Testing	1 wk	Mon 8/28/17	Fri 9/1/17	17,15,16	PURVIS
19	1.5.5	SVT and Bug Fixing for CAD Interface Only	3 wks	Mon 9/4/17	Fri 9/22/17	18	PURVIS
20	**1.6**	**Test and Integration**	**52.5 days**	**Mon 7/3/17**	**Wed 9/13/17**		
21	1.6.1	Create Integration Test Plan and Scripts	12.5 days	Mon 7/3/17	Wed 7/19/17	11	PURVIS
22	1.6.2	Create Server Insertion/Backout Plan	5 days	Mon 7/3/17	Fri 7/7/17	11	PURVIS
23	1.6.3	Submit Plans to COJ	0 days	Wed 7/19/17	Wed 7/19/17	21,22	PURVIS
24	1.6.4	COJ Approval for Server Insertion	5 days	Wed 7/19/17	Wed 7/26/17	23	COJ
25	1.6.5	Ship Servers to COJ	5 days	Wed 7/26/17	Wed 8/2/17	24	PURVIS
26	**1.6.6**	**Interface testing on Pathway Server**	**2 wks**	**Wed 8/2/17**	**Wed 8/16/17**	**25**	
27	1.6.6.1	Integrate PURVIS and CAD testing environments, perform	2 wks	Wed 8/2/17	Wed 8/16/17	25	PURVIS

ID	WBS	Task Name	Duration	Start	Finish	Predecessors	Resource Names
		script testing					
28	1.6.6.2	Test CAD Configuration changes, Support integration efforts	2 wks	Wed 8/2/17	Wed 8/16/17	25	Motorola
29	1.6.7	COJ Approval for testing on Live Server	0 days	Wed 8/16/17	Wed 8/16/17	26	COJ
30	1.6.8	COJ Implements necessary network and fire wall rules	5 days	Wed 8/16/17	Wed 8/23/17	27	COJ
31	1.6.9	COJ/Motorola implement necessary CAD configuration changes	5 days	Wed 8/23/17	Wed 8/30/17	28	COJ,Motorola
32	**1.6.10**	**Interface Validation in Live environment**	**2 wks**	**Wed 8/30/17**	**Wed 9/13/17**	**29**	
33	1.6.10.1	Integrate PURVIS server in production environment, perform script testing, monitor system performance and operations	2 wks	Wed 8/30/17	Wed 9/13/17	29	PURVIS
34	1.6.10.2	Reconfigure CAD and CSI servers as required; Support testing efforts	2 wks	Wed 8/30/17	Wed 9/13/17	29	Motorola
35	1.6.11	Ready for SVT	0 days	Wed 9/13/17	Wed 9/13/17	30	

5 PLACE OF PERFORMANCE

All work will be performed at the PURVIS facility in Middletown, RI and at the City of Jacksonville data centers and fire stations.

6 ASSUMPTIONS

- The project will not start until a signed contract is executed between COJ and PURVIS.
- City will assign a primary customer point of contact for the project.
- City will ensure timely participation of key City project team members in regularly scheduled project meetings.
- Once coordinated with COJ, when on site installation and testing activities are required, PURVIS will have timely access (during normal business hours, unless otherwise agreed to) to all necessary physical locations and systems during the project. Coordinated access times shall be agreed to, at minimum, 24 hours prior to arrival on site.
- City will ensure personnel are available to approve recommended acceptance test procedures and to participate in the execution of these procedures.
- City will provide access to a test / training CAD for the purposes of vendor integration testing.
- Due to the tight integration between the CAD System and the FSAS, during implementation and during the lifecycle of systems, the City will coordinate modifications of the CAD system with PURVIS.
- PURVIS assumes no responsibility for the PCAD system's ability to send and accept data.
- The City will provide PURVIS with remote access to the PCAD, CSI and PURVIS FSAS servers via VPN tunnel.
- The City is responsible for contracting with Motorola for support and configuration tasks.
- We have included no cost for Motorola support or configuration in this quote.
- PURVIS engineering will work directly with Motorola for development support questions. The COJ Project Manager will be copied on all communications.
- The City is responsible for ensuring that Motorola support will be available throughout the interface development and test period on an as-needed basis through acceptance by COJ. To support the proposed schedule, responses from Motorola on PURVIS support questions will be required within one working day. PURVIS expects to use no more than 60 hours of assistance from Motorola.
- The City is responsible for all configuration changes to the Motorola PCAD or CSI Systems.
- The City will provide all changes to the network, firewalls and routing rules to provide data transfer between the PURVIS Central Servers, The Motorola PCAD Server(s), and the Motorola CSI Server(s).

7 WARRANTY AND MAINTENANCE

Warranty and Maintenance services for the PURVIS FSAS PCAD Interface will be provided under the same PURVIS FSAS Warranty, Maintenance, and Service Agreement that the City will have for the ESC-0426-16 project.

The PURVIS FSAS PCAD Interface will be included in the 1st Year Warranty for the PURVIS Fire Station Alerting System. Follow-On Software Maintenance/Technical Support for the PURVIS FSAS PCAD Interface will be available for an additional fee, as defined in Section 9 below.

8 DELIVERABLES

PURVIS will install the PURVIS FSAS PCAD Interface, which will be a custom-developed Microsoft Windows software application, FSAS_PCAD.exe. The application will be installed by PURVIS on the PURVIS FSAS Central Servers.

PURVIS will deliver an Interface Design Document and Interface Acceptance Test Plan electronically.

9 QUOTE AND PAYMENT SCHEDULE

The Firm Fixed Price for implementation of the PURVIS FSAS PCAD Interface is $ 121,554.00 .

After the first year of warranty concludes, the fee to maintain the PURVIS FSAS PCAD Interface is $5,000 per year. PURVIS recommends that this maintenance fee be added to the City's annual PURVIS FSAS Software Maintenance Fee. After the implementation of the City's new PremierOne CAD System, and assuming that the new CAD system does not rely on this interface to communicate with the PURVIS FSAS, the maintenance for this software interface can be eliminated.

PURVIS requests the following Payment Schedule for implementation:

Payment Milestone	Deliverable	Payment Percentage	Payment
Notice to Proceed	1) Executed Contract with COJ	20%	$24,310.80
Delivery of IDD and Acceptance Test Plan	1) Interface Design Document 2) Acceptance Test Plan Document	20%	$24,310.80
Conclusion of Testing on Training/Pathway System	1) Test Results Document (Off line Interface testing)	20%	$24,310.80
Conclusion of Final Integration testing on live server	1) Test Results Document (In line Server testing)	30%	$36,466.20
Final Acceptance	1) System Acceptance Testing Report (with Stations 2 and 30, including alerting devices through FSAS)	10%	$12,155.40
Total			**$121,554.00**

Maintenance fees will be incorporated into the same payment schedule as the PURVIS FSAS Maintenance.

APPENDIX A

City of Jacksonville Test Cases

Test Scenarios	Call Information	Status Prior to Dispatch	Stations Involved	Dispatch Action	Tone Station?	Audio Results	Action from Station	Results
Station 2								
Number 1								
Address	2023 N Main Street	All units in quarters	FS 02 (E2)					
Cross Street	W. 10th St		FS01 (L1, F1)					
Units Assigned	E2, L1, F1,							
Call Type	24E-C (Electrical)							
Number 2								
Address	2034 Hubbard Street	All units in quarters	FS 02 (E2, R2)					
Cross Street	Liberty Street							
Units Assigned	E2, R2,							
Call Type	53FL (Fall)							
Number 3	23 W 8th Street	All units in quarters	FS 02 (E2, R2)					
Cross Street	Main Street		FS 01 (E1, L1, F1,)					
Units Assigned	E2, E1, E9, E11		FS 09 (E9, L9)					
	L1, L9		FS 05 (R107)					
	F1, F4		FS 04 (F4, S4)					
	R2,		FS 30 (SF1)					
	R107							
	S4							
	SF1							
Call Type	25F-C (Structure Fire)							
Station 30								
Number 4								
Address	9855 Regency Square Blvd	All units in quarters	FS 30 (E30, L30)					
Cross Street	Monument Rd		FS 58 (F2)					
Units Assigned	E30, L30, F2							
Call Type	24SO-A (Smoke Odor)							
Number 2								
Address	1957 Live Oak Dr	All units in quarters	FS 30 (E30 R30)					
Cross Street	Jeanette Road							
Units Assigned	E30, R30							
Call Type	26CP (Chest Pains)							
Number 6	9501 Arlington Expy	All units in quarters	FS 30 (E30, L30, R30, SF1)					
Cross Street	Atlantic Blvd		FS28 (E28)					
Units Assigned	E30, E19, E28, E58		FS 58 (E58, F2)					
	L30, L1		FS 01 (L1, F1)					
	F2, F1		FS 50 (R106)					
	R30		FS 12 (S12)					
	R106							
	S12							
	SF1							

Test Scenarios	Call Information	Status Prior to Dispatch	Stations Involved	Dispatch Action	Tone Station?	Audio Results	Action from Station	Results
Call Type	25F-C (Structure Fire)							
Station 2								
Number 7								
Address	2023 N Main Street	All units out of quarters	FS 02 (E2)					
Cross Street	W. 10th St	(on the air)	FS01 (L1, F1)					
Units Assigned	E2, L1, F1,							
Call Type	24E-C (Electrical)							
Number 8								
Address	2034 Hubbard Street	All units out of quarters	FS 02 (E2, R2)					
Cross Street	N. Liberty Street	(on the air)						
Units Assigned	E2, R2,							
Call Type	53FL (Fall)							
Number 9	23 W 8th Street	E2, E9, L1, S4 out of quarters	FS 02 (E2, R2)					
Cross Street	N. Main Street	(on the air)	FS 01 (E1, L1, F1,)					
Units Assigned	E2, E1, E9, E11		FS 09 (E9, L9)					
	L1, L9	All other units in quarters	FS 05 (R107)					
	F1, F4		FS 11 (E11)					
	R1,		FS 04 (F4, S4)					
	R107		FS 30 (SF1)					
	S4							
	SF1							
Call Type	25F-C (Structure Fire)							
Station 30								
Number 10								
Address	9855 Regency Square Blvd	All units out of quarters	FS 30 (E30, L30)					
Cross Street	Monument Rd	(on the air)	FS 58 (F2)					
Units Assigned	E30, L30, F2							
Call Type	24SO-A (Smoke Odor)							
Number 11								
Address	1957 Live Oak Dr	All units out of quarters	FS 30 (E30 R30)					
Cross Street	Jeanette Road	(on the air)						
Units Assigned	E30, R30							
Call Type	26CP (Chest Pains)							
Number 12	9501 Arlington Expy	E19, E58, L30, R106 out of quarters	FS 30 (E30, L30, R30, SF1)					
Cross Street	Atlantic Blvd	(on the air	FS28 (E28)					
Units Assigned	E30, E19, E28, E58		FS 58 (E58, F2)					
	L30, L1	All other units on the air.	FS 01 (L1, F1)					
	F2, F1		FS 50 (R106)					
	R30		FS 12 (S12)					
	R106							
	S12							
	SF1							

Test Scenarios	Call Information	Status Prior to Dispatch	Stations Involved	Dispatch Action	Tone Station?	Audio Results	Action from Station	Results
Call Type	25F-C (Structure Fire)							
Station 2								
Number 13								
Address	117 W Duval Street	E2, R107 out of quarters	FS 02 (E2)					
Cross Street	Laura Street	(on the air)	FS01 (L1, R1)					
Units Assigned	E2, L1, R1, R107	All other units in quarters	FS 05 (R107)					
Call Type	26CR (Cardiac Arrest)							
Number 14								
Address	101 W 1st Street	All units in quarters	FS 02 (E2)					
Cross Street	N. Laura Street							
Units Assigned	E2							
Call Type	32C (Commercial Fire Alarm)							
Number 15	655 W. 8th Street	S14, HR4, R104, in quarters	FS 02 (E2, R2)					
Cross Street	N. Jefferson Street		FS 01 (E1, R1, F1,)					
Units Assigned	E2, S4, E18, E1, E9	All other units out of quarters	FS 09 (E9, L9)					
	L4, L9, L18	(on the air)	FS 18 (E18, L18)					
	F1, F4, F7		FS 37 (R104)					
	R2, R1		FS 04 (F4, S4, L4, HR4)					
	R104		FS 30 (SF1)					
	S14		FS 14 (S14)					
	SF1, HR4		FS 24 (F7)					
Call Type	25MFHO (Hosptital Fire)							
Station 30								
Number 16								
Address	9355 Atlantic Blvd	L30, R19 out of quarters	FS 30 (L30)					
Cross Street	Southside	(on the air)	FS 19 (E19, R19)					
Units Assigned	L30,E19, R19	E19 in quarters						
Call Type	4TT (Traffic Accident)							
Number 17								
Address	9741Bradley Rd	All units out of quarters	FS 30 (E30)					
Cross Street	Southside Blvd	(on the air)						
Units Assigned	E30							
Call Type	32R (Residential Fire Alarm)							
Number 18	Monument and St. Johns Bluff Road N	F2,F9, L30, S12 out of quarters	FS 30 (E30, L30, SF1)					
Cross Street		(on the air)	FS 21 (E21, TL21, Haz21, F9. R21)					
Units Assigned	E30, L30 F2		FS 58 (F2)					
	E21, Haz21, TL21, F9, R21	All other units on the air.	FS 12 (S12)					
	SF1							
	S12							

Test Scenarios	Call Information	Status Prior to Dispatch	Stations Involved	Dispatch Action	Tone Station?	Audio Results	Action from Station	Results
Call Type	45G-BC (Cut Gas Line)							
Station 2								
Number 19								
Address	Walk-in Fire Station 2	In Quarters	FS 02 (E2, R2)					
Cross Street								
Units Assigned	E2, R2							
Call Type	26CP (Chest Pains)							
Station 30								
Number 20								
Address	Walk-in Fire Station 30	E30 in quarters	FS 30 (E30, R30)					
Cross Street		R30 on air						
Units Assigned	E30, R30							
Call Type	17PG (Preganancy)							

APPENDIX B

CAD Development/Test & FSAS Project Development/Install/Test Process Steps

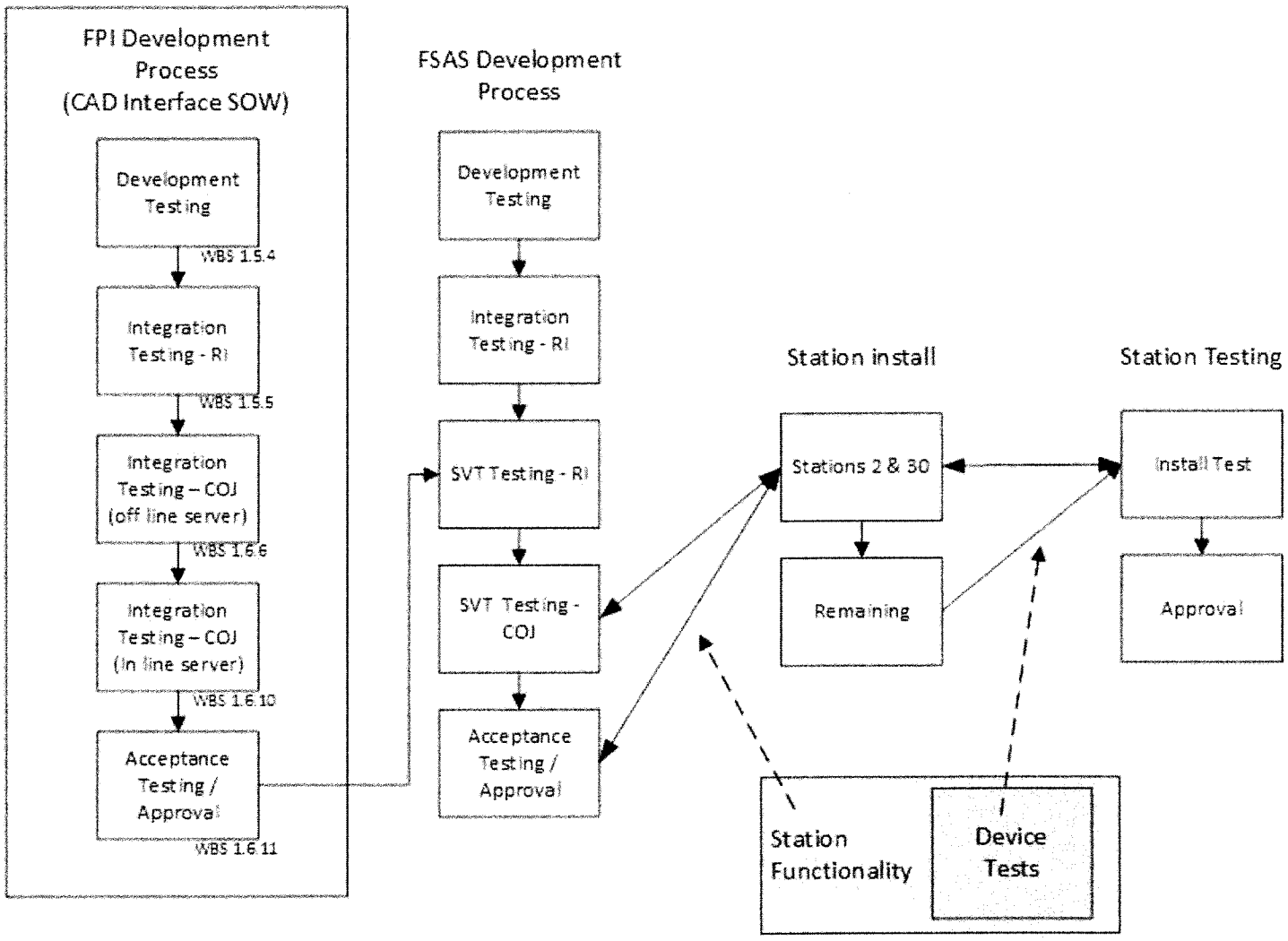

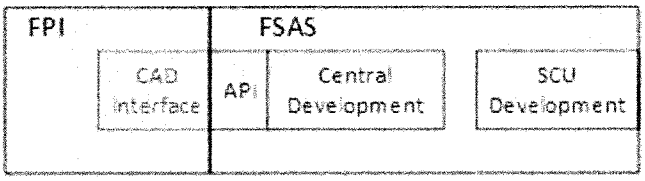

QWS3270X 6/5/2017 8:39 AM

FAML6350 V5.1 ** NW COJ FAMIS PRODUCTION ** 06/05/2017

LINK TO: ACCOUNT SUMMARY INQUIRY 8:38 AM

FISCAL MO/YEAR : 08 2017 CURRENCY CODE :

INDEX CODE : AFIT534 RADIO COMMUNICATIONS-COJ

SUBOBJECT : 069509 DM-CAPITAL PROFESSIONAL SERVICES

PROJECT :

PROJECT DETAIL :

GRANT :

GRANT DETAIL :

USER CODE :

S	MAY 2017	ANNUAL BALANCE	ALL YEARS BALANCE
ESTIMATED REVENUES	.00	.00	.00
REVENUES	.00	.00	.00
UNREALIZED REVENUES	.00	.00	.00
BUDGET	.00	1,000,000.00	1,000,000.00
EXPENDITURES	.00	.00	.00
ENCUMBRANCES	.00	70,812.24	70,812.24
PRE-ENCUMBRANCES	.00	772,222.30	772,222.30
REMAINING BALANCE	.00	156,965.46	156,965.46

F1-HELP F2-SELECT F4-PRIOR F5-NEXT

F9-LINK F10-PRIOR-MO F11-NEXT-MO

G014 - RECORD FOUND