4

SUBJECT: RFQ- FOR DESIGN-BUILD SERVICES FOR VERTICAL/ARCHITECTURAL PROJECTS

BID #: CDB-0007-16 **OPEN DATE: 2015-10-21**

COMPETITIVE SEALED PROPOSAL EVALUATION COMMITTEE

KIND AND BASIS OF CONTRACT: CONSTRUCTION- DESIGN/BUILD

AGENCY: PUBLIC WORKS

BASIS OF AWARD: QUALIFICATIONS BASED

NUMBER OF BIDS INVITED: 4 **NUMBER RECEIVED: 9** **OTHER: 1**

SUMMARY OF BIDS AND RECOMMENDED ACTIONS:
Recommend approval to amend the award with Auld & White Constructors, LLC (contract # 9182-03), to incorporate the attached Scope and Fee Summary, Exhibit L-8, known as Amendment 10H, for additional modifications to Fire Station #10 new apparatus bay and to increase the amount by $116,315.25. Total revised guaranteed maximum price not-to-exceed amount is $3,325,678.66. There is no change to the project schedule.

This amendment is to be funded by account: 32111.127001.565051.008825.00000000.00000.0000000
To be executed by formal contract amendment through Office of General Counsel.

ATTACHMENTS: Recommendation Memo, Scope and Fee Schedule and Previous Awards

ANALYST: BENJAMIN KEMP **RESPECTFULLY SUBMITTED:** DUSTIN FREEMAN, CHIEF PROCUREMENT DIVISION RW

CONCURRENCE BY: Robin G. Smith, P.E., Chief, Engineering and Construction Management

---

(ALL AWARD ACTIONS SUBJECT TO LAWFULLY APPROPRIATED FUNDS)
ACTION OF CSPEC COMMITTEE ON RECOMMENDATIONS ABOVE

MEMBERS APPROVING _____ MEMBERS DISAPPROVING _____ DATE: _____

_____ _____ OTHER: _____

_____ _____

_____ _____

_____ _____

_____ _____

ACTION OF AWARDING AUTHORITY DATE _____

APPROVED _____ DISAPPROVED _____

OTHER _____

SIGNATURE OF AUTHENTICATION _____

ONE CITY ONE JACKSONVILLE.

City of Jacksonville, Florida

Donna Deegan, Mayor

Department of Public Works
Engineering & Construction Management Division
214 N. Hogan Street, 10th Floor
Jacksonville, FL 32202
(904) 255-8762
www.coj.net

September 11, 2023

TO: Dustin Freeman
Chief of Procurement

THRU: Nina Sickler, P.E.
Acting Director of Public Works

FROM: Robin G. Smith, P.E.
Chief, Engineering & Construction Management

Keith Powers
Director, Jacksonville Fire & Rescue

Thomas G. McKnight
Capital Improvement Construction Manager

SUBJECT: Amendment 10H/ PO 616876-21 Contract 9182-03 BID CDB-0007-16
Auld & White Constructors, LLC.
Design-Build Services --Vertical/Architectural Projects – Fire Station #10 New Apparatus Bay

---

In accordance with Design/Build CDB-0007-16, Contract 9182-03, the Fire Station #10 New Apparatus Bay project was awarded by Amendment 10A in the amount of $129,567.00 for 90% design and pre-construction services. Amendment 10B in the amount of $1,300,000.00 was for 100% design and limited construction services for the new 2-bay apparatus building for Fire Station #10. Amendment 10C in the amount of $1,491,600.00 was for additional scope items required to complete the project using FY 21-22 funding. Amendment 10D in the amount of $88,449.72 was to address design modifications requested by JFRD. Amendment 10E in the amount of $67,869.24 was for additional changes as requested by JFRD. Amendment 10F in the amount of $39,492.51 was for additional scope as requested by JFRD. Amendment 10G in the amount of $92,384.94 was for additional scope as requested by JFRD. Amendment 10H is for the final additional items requested by JFRD. Negotiations have resulted in the GMP amount of $116,315.25 as indicated on the attached Scope & Fee Summary, Exhibit L-8 with no change in time. Auld & White is committed to meeting the 10% JSEB goals established for this contract.

Accordingly, this is to recommend that Amendment 10A to Contract No #9182-03, originally executed on February 4, 2021, between the City and Auld & White Constructors, LLC. for Fire Station #10 New Apparatus Bay be amended to incorporate the attached Scope and Fee Summary, Exhibit L-8 to increase the GMP by $116,315.25 to a new GMP amount of $3,325,678.66, known as Amendment 10H.

Funding for this project should be as follows:

ACCOUNTS:		TOTAL
32111.127001.565051.008825.00.00.00	Task 1/32111-384020	
Total		$116,315.25

RGS/lw

Attachment: Exhibit L-8- Scope & Fee Summary

cc: Daryl Weinstein, Engineering and Construction Management

NBR	MASTER ITEM DESCRIPTION	QUANTITY	UOM	UNIT COST	NET ADDITION	NET DELETION	NET TOTALS
	ADDITIONAL SCOPE PER JFRD REQUEST						
1	ELECTRICAL IN-WALL REVIEW CHANGES, PCO #057	1	LS	$8,480.29	$8,480.29		
	JUSTIFICATION: Includes the additional cost for the JFRD requested electrical and low voltage changes from the in-wall review meeting held 5/26/2022. This PCO also includes the additional receptacles and data outlets as well as the revisions to the volume controls for the speakers. This PCO adds zero calendar days to Contract time.						
2	ELECTRICAL FOR WASHER/DRYER RELOCATION AT HOSE DRYING RACK, PCO #058	1	LS	$1,587.80	$1,587.80		
	JUSTIFICATION: Includes the additional cost to remove and install new electrical power for the existing washer & dryer in the hose drying rack to below the hose drying rack. This PCO adds zero calendar days to Contract time.						
3	WALL TILE CHANGES, PCO #059	1	LS	$1,772.00	$1,772.00		
	JUSTIFICATION: Includes the additional cost to change the wall tile from 7'-8" to 8' full height per JFRD's request at the Bunkroom Restroom, the Chief's Bath and the single restroom at the existing dinning room. This PCO adds zero calendar days to Contract time.						
4	LAMINATE EXISTING WALLS IN 104, 105, & 106, PCO #060	1	LS	$6,730.00	$6,730.00		
	JUSTIFICATION: Includes the additional cost to laminate the existing perimeter walls in Day Room 106, Front Office 104, and Watch/Blood Pressure 105 per JFRD's request. The walls require a laminate finish due to the existing plaster flaking off, re-painting the walls would pose a potential maintenance issue. This PCO adds zero calendar days to Contract time.						
5	EXISTING LOW ROOF REPLACEMENT, PCO #061	1	LS	$22,095.24	$22,095.24		
	JUSTIFICATION: Includes the additional cost to replace the existing roof in between the existing clay tile roof and the new roof over the existing Apparatus Bay. The new roof being installed will be TPO (Thermoplastic Polyolefin) to match the adjacent TPO roofs. This PCO adds zero calendar days to Contract time.						
6	LANDSCAPING REVISIONS, PCO #062	1	LS	$3,658.00	$3,658.00		
	JUSTIFICATION: Includes the additional cost for the landscaping revisions dated 7/26/2022. This includes the paver bands in front of the station. This PCO adds zero calendar days to Contract Time.						

NBR	MASTER ITEM DESCRIPTION	QUANTITY	UOM	UNIT COST	NET ADDITION	NET DELETION	NET TOTALS
	ADDITIONAL ITEMS						
7	PUNCH WALK ADDED ITEMS & MISC ITEMS, PCO #064	1	LS	$13,713.40	$13,713.40		

JUSTIFICATION: Includes the additional cost for the additional work requested at the punch walk: installing dimmer switches in Existing Dining & Chief Room, installation of additional end panels at Red Racks in Apparatus Bay 101 to space the racks out more, installation of Quarry Tile Base where it's missing and replacing the quarry tile where SOG was demolished for cast-iron pipe replacement per PCO No. 45, installation of new breakers for JFRD replaced Air Handling Unit & Condenser & Terminating both units, installation of Quarry Tile to match the existing, moving the ice maker temporarily to the extractor pad due to it being installed on a sidewalk that was getting demolished and replaced, the acknowledgement button in Chief Room, replacing grilles in existing Day Room, tying in shower light fixtures into main restroom switch, and replacement of the control board at the existing overhead door. This PCO also includes the cost reimbursement for the meter fee. This PCO adds zero calendar days to contract time.

8	BOLLARDS, PAVERS, & ROOF FASCIA TRIM, ACCESS CONTROL HEADEND, PCO #065	1	LS	$16,474.52	$16,474.52		

JUSTIFICATION: Includes the additional cost for the 7 EA bollards and the cost of removing and reinstalling pavers around the bollard locations. This PCO also includes the additional cost for installing sheet metal to match the coping cap to wrap the existing wood fascia at the existing Apparatus Bay building, as well as sodding the section North of the Apparatus Bay were JFRD was going to look into installing synthetic turf. The cost for this sod was originally taken out of the scope and returned to COJ in PCO No. 62 when it was assumed that JFRD was going to later install synthetic turf in that area. This PCO adds zero calendar days to contract time.

9	FINAL MISC ITEMS, PCO #066	1	LS	$41,804.00	$41,804.00		

JUSTIFICATION: Includes the additional cost to furnish and install the head-end equipment for the access control system, touch-up the stained floor in the corridor that was cleaned with bleach by JFRD, and provide six (6) additional overhead door panels for owner stock at JFRD's request. The additional panels include: two (2) 14 feet wide red sections with glazing, two (2) 12 feet wide red sections with glazing, and two (2) flush steel sections to match the new rear doors. This PCO adds zero calendar days to Contract time.

TOTAL ADDITIONAL ITEMS	**$116,315.25**	**$0.00**	
NET ADDITIONAL ITEMS			**$116,315.25**
SUBTOTAL CHANGE ORDER NO. 5	**$116,315.25**	**$0.00**	
NET TOTAL CHANGE ORDER NO. 5			**$116,315.25**

AULD & WHITE
CONSTRUCTORS • LLC

Item 1

EXHIBIT L-8

8/2/2022

Re: COJ Fire Station No. 10 Addition & Renovation
AWC Project Number: 1719-

Mr. Daryl Weinstein
City of Jacksonville
214 North Hogan Street, 10th Floor
Jacksonville, FL 32202

Dear Mr. Weinstein:

Please accept this letter as our Proposed Change Order No. 57 for the following additional work:

The additional cost for the electrical changes from the in-wall review meeting held on 5.26.22 and per the attached marked-up drawing and description. This change order includes additional receptacles and data outlets as well as revisions to the volume controls for the speakers.

TOTAL AMOUNT OF THIS PROPOSED CHANGE NO. 57.....**$8,480.29**

Please indicate your approval and Owner's acceptance by signing in the space provided below and return one (1) copy for our files. Upon acceptance of same, we will prepare a Change Order for execution.

Sincerely,

Brett Nansen

Brett Nansen
Project Manager

c:

Attachments

ACCEPTED:

City of Jacksonville

BY: _____

DATE: _____

EXHIBIT L-8

Change Order Request

Item 1

AULD & WHITE CONSTRUCTORS, LLC
4168 Southpoint Parkway, Suite 101
Jacksonville, FL 32216
Phone: 904-296-2555

Owner : City of Jacksonville
214 N. Hogan Street, 10th Floor
Jacksonville, FL 32202

Project: 1719- COJ Fire Station No. 10 Addition & Renovation
1055 S. McDuff Avenue
Jacksonville, FL 32205

Change Order Request # : 57 - Electrical In-Wall Change Review Meeting

Phase	Description	Cost Type	Est Units	Est HRs	UM	Est Unit Cost	Estimated Cost
16011.	ELECTRICAL SUBCONTRACT	2 SUB	0.00	0.00	LS	0.00 $	4,642.29
16012.	ALERTING SYSTEM	2 SUB	0.00	0.00	LS	0.00 $	2,825.00

Bond	0.90%	76.00
Builders Risk	0.58%	44.00
General Liability Insurance	1.08%	81.00
Labor Burden	55.00%	0.00
Misc Tools & Equipment	12.00%	0.00
Overhead and Profit	10.00%	761.00
Pollution Insurance	0.32%	27.00
Printing Costs	0.00%	24.00
Sales Tax	7.50%	0.00
	Total For Change Order	**$8,480.29**

Approved By: City of Jacksonville

Signed: _____

Date: _____

Submitted By: AULD & WHITE CONSTRUCTORS, LLC

Signed: _____

Date: _____

EXHIBIT L-8

T & M Electric of Clay County, LLC.

Item 1

200 College Drive
Orange Park, Florida 32065

Phone: (904)-272-0272 Fax: (904)-276-7689

PROPOSAL

DATE: June 7, 2022

PROPOSAL SUBMITTED TO: Auld & White Constructors
1458 Southpoint Parkway
Jacksonville, Florida 32216
Attn: Brett Nansen

Project: **FS 10 Walk Thru Coordination with Chief**

1. Provide labor and materials for the following items.
   Relocate purvis receptacle and data in bunk room 120.
   Add (1) receptacle and data outlet in bunk room 120
   Add (1) receptacle and data outlet in corridor 116
   Add (1) receptacle and data to dining room 108.
   Add (1) data outlet room 101.
   Revise volume controls on speakers per directions
   Add 10 new data cables and (1) 48 port patch panel to accommodate

Item Numb	Quantity	Description	Unit Price	Extended Price
1		Miscellaneous Materials		$636.30
		Material		$636.30
		Taxes 7.5%		$47.72
		NCS		$2,768.00
		Labor		$414.72
		Labor Burden		$170.04
		Mark Up 15%		$605.52
		Total		$4,642.29
		Labor Hours: 12		
		Labor Rate Per Hour $34.56		

Thank you, and please feel free to call me with any questions you may have
Sincerely,

Jerry Anderson
Project Manager

Job ID: 21B093-4
Project: DCPS Fire Station 10 Revised

CO: 21B093-18: May walk thru changes

Item 1

IntelliBid

Summary by Subtotal

Vendor: GB_JACK

Labor Level: CONEST

7 Jun 2022 6:46:31

Subtotal 2 - EMT

Item #	Size	Description	Q/M	Quantity	U/M	Mat Unit	Mat Result	Quote Unit	Quote Result
10047	3/4	EMT	M	185.00	FT	1.8842	348.58	0.0000	0.00
				Subtotal totals:			348.58		0.00

Subtotal 11 - EMT FITTINGS

Item #	Size	Description	Q/M	Quantity	U/M	Mat Unit	Mat Result	Quote Unit	Quote Result
30127	3/4	EMT STEEL-SS COUPLING	M	19.00	EA	0.4694	8.92	0.0000	0.00
30197	3/4	EMT STEEL SS CONNECTOR	M	20.00	EA	0.3748	7.50	0.0000	0.00
160784	3/4	EMT 1-HOLE STEEL STRAP	M	25.00	EA	0.2086	5.21	0.0000	0.00
				Subtotal totals:			21.63		0.00

Subtotal 13 - HANGERS/SUPPORTS

Item #	Size	Description	Q/M	Quantity	U/M	Mat Unit	Mat Result	Quote Unit	Quote Result
160559	#10 x 1"	TEK SCREW	M	44.00	EA	0.1536	6.76	0.0000	0.00
160571	3/16 x 1-1/4	BLUE TAPPER CONCRETE SCREW	M	12.00	EA	0.2381	2.86	0.0000	0.00
160591	3/16 x 1 1/2 - 3"	HAMMER DRILLED HOLE	M	12.00	EA	0.0000	0.00	0.0000	0.00
160703		CADDY METAL-STD BX SPT	M	4.00	EA	6.7500	27.00	0.0000	0.00
				Subtotal totals:			36.62		0.00

Subtotal 21 - DEVICES

Item #	Size	Description	Q/M	Quantity	U/M	Mat Unit	Mat Result	Quote Unit	Quote Result
140015	20A	DX RECEPT COMM-GR TMPR/WTHR RESIS'	M	4.00	EA	10.8000	43.20	0.0000	0.00
				Subtotal totals:			43.20		0.00

Subtotal 22 - PLATES

Item #	Size	Description	Q/M	Quantity	U/M	Mat Unit	Mat Result	Quote Unit	Quote Result
140486	1-DUPLEX	1G STAINLESS STEEL PLATE	M	4.00	EA	1.7955	7.18	0.0000	0.00
				Subtotal totals:			7.18		0.00

Subtotal 23 - STEEL BOXES

Item #	Size	Description	Q/M	Quantity	U/M	Mat Unit	Mat Result	Quote Unit	Quote Result

EXHIBIT L-8

Subtotal 23 - STEEL BOXES

Item #	Size	Description	Q/M	Quantity	U/M	Mat Unit	Mat Result	Quote Unit	Quote Result
150041	2-1/8"D 30.3-CI	4"SQ CMB-KO NO BRKT	M	10.00	EA	2.1994	21.99	0.0000	0.00
150060	5/8"RISE 4.8-CI	1G 4"SQ PLASTER-RING	M	8.00	EA	0.9824	7.86	0.0000	0.00
150090		4"SQ BLANK CVR	M	2.00	EA	0.5796	1.16	0.0000	0.00
				Subtotal totals:			31.01		0.00

Subtotal 28 - USE-RHH-RHW CU

Item #	Size	Description	Q/M	Quantity	U/M	Mat Unit	Mat Result	Quote Unit	Quote Result
70111	12	GREEN THHN CU (GRD 20A)	M	138.00	FT	0.3431	47.35	0.0000	0.00
				Subtotal totals:			47.35		0.00

Subtotal 31 - THHN/THWN CU

Item #	Size	Description	Q/M	Quantity	U/M	Mat Unit	Mat Result	Quote Unit	Quote Result
70029	12	THHN/THWN CU (SOL)	M	275.00	FT	0.3431	94.35	0.0000	0.00
				Subtotal totals:			94.35		0.00

Subtotal 42 - WIRE TERMINATIONS

Item #	Size	Description	Q/M	Quantity	U/M	Mat Unit	Mat Result	Quote Unit	Quote Result
100070	#18 to 8	WIRE-NUT MED - RED	M	25.00	EA	0.2557	6.39	0.0000	0.00
				Subtotal totals:			6.39		0.00
				Job totals:			636.30		0.00

Grand Material, Quote, Equipment, and Subcontract Total: 636.30

Item 1

EXHIBIT L-8

PURVIS PRICE QUOTATION

EXHIBIT L-8

PURVIS SYSTEMS

Tax ID #: 11 2299301

Item 1

88 Silva Ln
Middletown, RI 02842
Sales: J. Mascola 401-619-2466
jmascola@purvis.com
Contracts: M Craft 401-845-8401
mcraft@purvis.com

Date: July 18, 2022
Quote #: PC2023-040
Agency: Auld White Constructors
Address: 4168 Southpoint Pkwy Suite 101
Jacksonville, FL 32216
Agency POC: Kenny Weiss
E-mail kweiss@auld-white.com
Phone #: 904-296-2555

Task:

Auld-White requested that PURVIS add two PURVIS FSAS Message Boards in Jacksonville Fire Station 10.
Auld-White is responsible for the required power and wiring for the new locations.
PURVIS will relocate one (1) Message Board and install two (2) new Message Boards.
Installation pricing includes required lift for the Message Board in the Apparatus Bay
PURVIS is not responsible for any wall patching or painting in the previous Message Board location.

Hardware:

Item	PURVIS Part #	Qty	Unit Price	Adjusted Unit Price	Extended Price
Message Board - 27" Monitor	315-190000-131 27	2	$265.00	$265.00	$530.00
Message Board HDMI Video Receiver	315-190400-131	2	$100.00	$100.00	$200.00
Wall Mounting Bracket, Swing Arm/Tilt, 32" to 55" Monitor	315-190300-131	2	$60.00	$60.00	$120.00
TOTAL					$850.00
Sales and Use Tax					$0.00
TOTAL HARDWARE					**$850.00**

Hardware Prices do not include installation or any system configuration, if applicable. Any applicable manufacturer warranties will be extended to the customer.
Hardware lead time is 4 weeks after receipt of order (ARO)

FIXED PRICE SERVICES:

Description	Unit Price	Adjusted Unit Price	Price
Installation	$1,875.00	$1,875.00	$1,875.00
Freight/Shipping & Handling		$100.00	$100.00
1 Year Warranty & Maintenance		Included	$0.00
TOTAL SERVICES			**$1,975.00**

GRAND TOTAL	**$2,825.00**

PAYMENT TERMS: Net 30

VALIDITY: This FFP Quote is valid for 90 days

EXPORT CONTROL: Products purchased or received under any resulting Sale may be subject to export control laws, restrictions, regulations, and orders of the United States. Customer agrees to comply with all applicable export laws, restrictions and regulations of the United States or foreign agencies or authorities, and shall not export, or transfer for the purpose of re-export any product to any prohibited or embargoed country or to any denied, blocked or designated person or entity as mentioned in any United States or foreign law or regulation.

EXHIBIT L-8

Item 1

Sarah White

Subject: FW: 1719 - FS 10 - Electrical In-wall Review Changes Dated 5.26.22
Attachments: 1719 - FS 10 - Electrical In-wall Review Changes Dated 5.26.22.pdf

Importance: High

From: Kenny Weiss
Sent: Thursday, May 26, 2022 3:26 PM
To: Weinstein, Daryl <DWeinstein@coj.net>; 'Daly, Gary' <GDaly@coj.net>
Cc: Lesniak, Michael <MLesniak@coj.net>; Klingbeil, Gene <GeneK@coj.net>; Darrell Heyman <dheyman@via-cs.com>; Brett Nansen <bnansen@auld-white.com>; Steven Floyd <sfloyd@auld-white.com>; Green, William <WGreen@coj.net>; Markt@coj.net
Subject: 1719 - FS 10 - Electrical In-wall Review Changes Dated 5.26.22

All,

Please see the attached marked-up drawing that shows the revisions made from our in-wall walk through today. A summary of the items changed are below:

- Speakers in Chief's Room (118) & BunkRoom (120) get dedicated volume control. The remaining speakers are to be tied together to a single volume control located in Comm Room (113).
- Combo data/phone jack on East wall of Apparatus Bay (101) is to be installed at 42" A.F.F. (for phone).
- Remove switches from receptacles in Bunkroom (120).
- LCD (data and power receptacles) moved to North wall of Bunkroom (120).
- Combo data/phone jack on North wall of Bunkroom (120) is to be installed at 42" (for phone).
- Add LCD infrastructure (power & data) at South wall of Bunkroom (120).
- Relocate (1) speaker from Bunkroom (120) to Existing Dining (108).
- Relocate speaker from Existing Dining (108) from Existing To Remain hard ceiling into drop ceiling.
- Add LCD (power, data, & monitor) in Bath (121).
- Devices ((2) duplex receptacles & (1) combo data/phone jack) on East Existing Dining (108) wall to be installed at 42" A.F.F.
- Relocate devices ((1) duplex receptacle & (1) data jack) on South wall of DayRoom (106) to be relocated to West wall of DayRoom (106).
- Add LCD (power, data, & monitor) in Apparatus Bay (126).

Please respond to this email within 24 hours if there are any corrections that need to be made.

Thanks,
Kenny

06/02/22
Other Doc. No. 510
AWC Project No. 1719

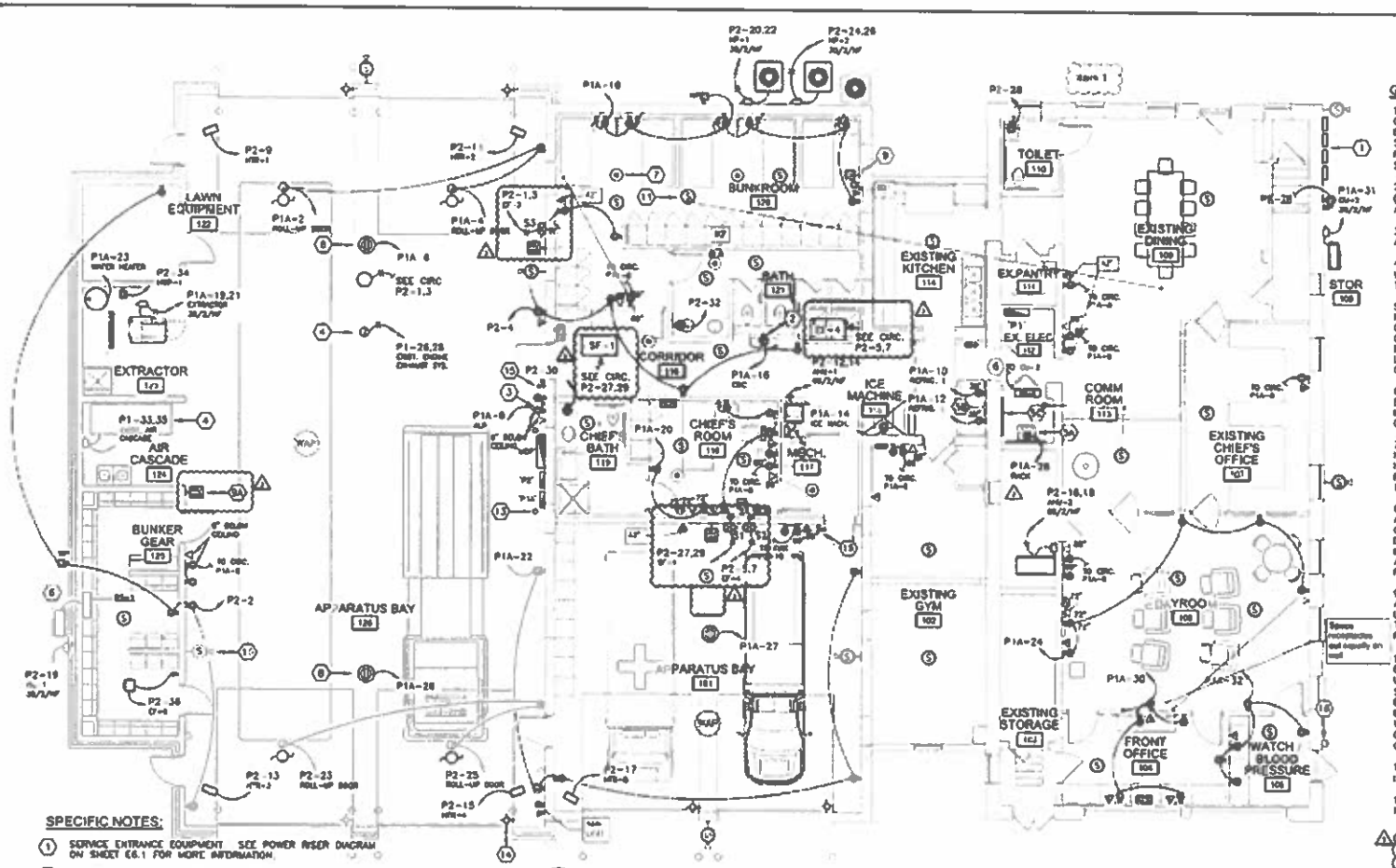

POWER PLAN

SCALE: 3/16" = 1'-0"

SPECIFIC NOTES:

1. SERVICE ENTRANCE EQUIPMENT. SEE POWER RISER DIAGRAM ON SHEET E6.1 FOR MORE INFORMATION.
2. COORDINATE EXACT LOCATION FOR RECEPTACLE FOR ELECTRIC WATER COOLER WITH PLUMBING CONTRACTOR.
3. DUPLEX RECEPTACLE AND DATA OUTLET FOR APPARATUS LIGHT PANEL (ALP). SEE SHEET E7.1 DETAIL 2 FOR MORE INFORMATION. (TYP. OF 7)
4. EXTEND EXISTING CIRCUITS AND PROVIDE JUNCTION BOXES AS NECESSARY TO RELOCATE EXISTING VEHICLE EMISSION SYSTEM AND AIR CASCADE. FIELD VERIFY EXISTING CIRCUITS FOR RELOCATED EQUIPMENT
5A. PROVIDE NEW TELECOM RACK AND RELOCATE EXISTING TELECOM EQUIPMENT FROM CURRENT LOCATION TO COMM ROOM 113. EXTEND CABLING AND CIRCUIT EQUIPMENT AS NEEDED. THIS INCLUDES A BOGAN PUBLIC ADDRESS CONTROL PANEL, A MOTOROLA RADIO AND A FIBER DISTRIBUTION PATCH PANEL. SEE TELECOM RISER, SHEET E6.2 FOR INFORMATION.
5B. ORIGINAL LOCATION OF PUBLIC ADDRESS CONTROL PANEL, RADIO FIBER DISTRIBUTION PANEL, ETC.
5C. EXISTING PHONE BOARD TO REMAIN.
6. OUTSIDE UNIT FOR DUCTLESS SPLIT FEEDS INSIDE UNIT. SEE WIRING DIAGRAM, DETAIL 3, ON SHEET E7.3 FOR MORE INFORMATION (TYP.).
7. PROVIDE 120V SMOKE DETECTORS IN NEW LIVING AREA (TYP.).
8. PROVIDE CEILING MOUNTED, GFCI PROTECTED DUPLEX RECEPTACLE FOR HEAVY DUTY EXTENSION CORD REEL WITH 25' OF #12 AWG CORD. PROVIDE STEEL EYEBOLT MOUNTED ADJACENT TO RECEPTACLE FOR REEL MOUNTING. CONFIRM LOCATION WITH OWNER (TYP OF 3).
9. PROVIDE 120V CARBON MONOXIDE ALARM AS SHOWN. SEE GENERAL NOTE 10, THIS SHEET, FOR MORE INFORMATION (TYP.).
9A. 120V CARBON MONOXIDE AND NITROGEN DIOXIDE ALARM PROVIDED BY MECHANICAL CONTRACTOR. COORDINATE WITH MECHANICAL CONTRACTOR TO PROVIDE CONTROL WIRING BETWEEN ALARM AND STARTER. SEE DETAIL ON SHEET M1.2 FOR MORE INFORMATION.
10. PROVIDE WALL-MOUNTED PA HORN SPEAKER AND RELATED CABLING AS SPECIFIED BY CDJ/#FRD. CONFIRM COVERAGE. PROVIDE AN INTERIOR VOLUME CONTROL AT SWITCH HEIGHT AT EACH LOCATION (NOT SHOWN) (TYP.).
11. PROVIDE CEILING-MOUNTED PA SPEAKER AND RELATED CABLING. CONFIRM COVERAGE. PROVIDE ROOM VOLUME CONTROL FOR EACH (NEAR DOOR / LIGHT SWITCH) (NOT SHOWN) (TYP.).
12. PROVIDE 120V SMOKE DETECTORS IN NEW LIVING AREA. PROVIDE LOW FREQUENCY SOUNDER IF REQUIRED BY AHJ (TYP.).
13. PROVIDE CONCRETE BOLLARD TO PROTECT ELECTRICAL GEAR PER DETAIL 2, SHEET E7.3 (TYP. OF 2).
14. PROVIDE LED WARNING STRIP LIGHT THAT PROVIDES INDICATION WHEN GARAGE DOOR IS HIGH ENOUGH FOR TRUCK TO EXIT. COORDINATE REQUIRED HARDWARE / PROGRAMMING WITH SECTIONAL DOOR OPERATOR (TYP. ALL SIX SECTIONAL DOORS).
15. PROVIDE 208V HORSEPOWER RATED SWITCH FOR EXHAUST FAN. (TYP. OF 3)
16. PROVIDE DOORBELL AND RELATED LV TX AND CABLING.

GENERAL NOTES:

1. SIZE OF DISCONNECTS, CIRCUIT BREAKERS, WIRING AND CONDUIT FOR HVAC AND OTHER EQUIPMENT IS BASED ON THE BASIS OF DESIGN. IF THE ELECTRICAL DATA VARIES FROM SCHEDULES, RESIZE THE RELATED ELECTRICAL COMPONENTS PER THE NEC AND MANUFACTURER'S RECOMMENDATIONS AND SUBMIT FOR APPROVAL.
2. PROVIDE HEATING, AIR CONDITIONING, AND REFRIGERATION (HACR) RATED CIRCUIT BREAKERS FOR ALL CONDENSING UNITS AND AIR HANDLING UNITS.
3. PAINT CIRCUIT BREAKERS FOR SMOKE DETECTORS RED AND PROVIDE LOCK-ON.
4. RECEPTACLES WHICH ARE BACK-TO-BACK ON A COMMON WALL SHALL BE OFFSET 12" MINIMUM TO AVOID SOUND TRANSMISSION. PROVIDE STAINLESS STEEL COVER PLATES.
5. CONFIRM LOCATION, MOUNTING HEIGHT, AND ELECTRICAL REQUIREMENTS FOR ALL SPECIAL PURPOSE AND DEDICATED OUTLETS WITH OWNER. CONFIRM EXACT LOCATION FOR OUTLETS NEAR CABINETS WITH ARCHITECTURAL INTERIOR ELEVATIONS AND CABINET PROVIDER. ALSO, CONFIRM LOCATION AND MOUNTING HEIGHT OF ALL PHONE, DATA, AND CATV OUTLETS WITH OWNER.
6. PANELBOARDS SHALL BE NEMA PB1, WITH COPPER BUSSES AND BOLT-ON CIRCUIT BREAKERS, AIC RATING AS INDICATED. PROVIDE TYPED PANEL SCHEDULE WITH LOCATIONS OF LOADS.
7. SAFETY SWITCHES SHALL BE HEAVY DUTY, FUSED OR NON-FUSED AS INDICATED, QUICK-MAKE AND QUICK-BREAK, HORSEPOWER RATED, MINIMUM RATING 250 VOLTS A.C. RELOCATE DISCONNECTS FROM WHAT IS SHOWN AS NECESSARY TO MAINTAIN NEC WORKING SPACE.
8. PROVIDE 120V SMOKE DETECTORS WITH BATTERY BACKUP AS SHOWN PER FBC 907.2.11.2 IN SLEEPING AREAS AND IN CORRIDORS OUTSIDE SLEEPING AREAS. THESE SMOKE DETECTORS SHALL BE INTERCONNECTED PER FBC 907.2.11.3 IN A MANNER THAT THE ACTIVATION OF ONE ALARM SHALL ACTIVATE ALL ALARMS. ALL SMOKE DETECTORS SHALL BE PROTECTED BY AN ARC FAULT CIRCUIT BREAKER.
9. LOCATION AND SPACING OF RECEPTACLES IN RESIDENTIAL AREAS SHALL BE PER NEC ARTICLE 210.52. ADJUST LOCATIONS OF RECEPTACLES AS NECESSARY. PROVIDE TAMPER RESISTANT RECEPTACLES THROUGHOUT THESE AREAS PER NEC 406.12.
10. PROVIDE 120V CARBON MONOXIDE ALARMS W/ BATTERY BACKUP WHERE SHOWN. THE CO ALARM SHALL BE UL LISTED UNDER UL STANDARD 2034, LATEST EDITION. THE CO ALARM SHALL HAVE A MANUALLY OPERATED ALARM RESET/SILENCE BUTTON THAT WILL ALLOW THE ALARM TO SILENCED. IF ELEVATED LEVELS OF CO CONTINUE TO EXIST THE ALARM WILL SOUND AGAIN IN 6 MINUTES. CONNECT MONITOR TO CLOSEST GENERAL PURPOSE RECEPTACLE CIRCUIT WITH SPARE CAPACITY.
11. NOTE THAT HEATERS AND EXHAUST FANS COME WITH AN INTEGRAL DISCONNECT (NOT SHOWN).
12. EXISTING LOADS AND CIRCUITS FED FROM EXISTING PANELS ARE NOT SHOWN.

ASI 04 SUMMARY, 03/22/22:

1. ADDED SF-1 AND RELOCATED EF-4 TO THE SPACE ABOVE THE LIVING AREA PER THE MECHANICAL DRAWING, M3.2. SEE MECHANICAL DRAWINGS AND COORDINATE WITH MECHANICAL CONTRACTOR FOR EXACT LOCATION OF MECHANICAL EQUIPMENT.
2. ADDED STARTERS FOR SF-1, EF-3 AND EF-4.
3. ADDED CARBON MONOXIDE / NITROGEN DIOXIDE DETECTORS TO APPARATUS BAY 101 AND 126 (DELETED CO2 ALARM).
4. ADDED NOTE 9A, DESCRIBING CO/NO2 DETECTORS.

S&R ENGINEERING — Simes & Rosch, LLC

AULD & WHITE CONSTRUCTORS

ENB ARCHITECTS

Other Doc. No. 518
AWC Project No. 1710

CITY OF JACKSONVILLE, FLORIDA
DEPARTMENT OF PUBLIC WORKS

SCALE: 3/16" = 1'-0"
DATE: 01/14/21
DRAWN BY: A30

FIRE STATION #10 NEW APPARATUS BAY

1035 S. McDUFF AVENUE, JACKSONVILLE, FL 32205

POWER PLAN

SHEET NO. E4.1

EXHIBIT L-8

AULD & WHITE
CONSTRUCTORS • LLC

Item 2

7/20/2022

Re: COJ Fire Station No. 10 Addition & Renovation
AWC Project Number: 1719-

Mr. Daryl Weinstein
City of Jacksonville
214 North Hogan Street, 10th Floor
Jacksonville, FL 32202

Dear Mr. Weinstein:

Please accept this letter as our Proposed Change Order No. 58 for the following additional work:

The additional cost to remove and install new electrical power for the existing washer & dryer in the hose drying rack to below the hose drying rack.

TOTAL AMOUNT OF THIS PROPOSED CHANGE NO. 58.....**$1,587.80**

Please indicate your approval and Owner's acceptance by signing in the space provided below and return one (1) copy for our files. Upon acceptance of same, we will prepare a Change Order for execution.

Sincerely,

Brett Nansen

Brett Nansen
Project Manager

c:

Attachments

ACCEPTED:

City of Jacksonville

BY: _____

DATE: _____

EXHIBIT L-8

Item 2

Change Order Request

AULD & WHITE CONSTRUCTORS, LLC
4168 Southpoint Parkway, Suite 101
Jacksonville, FL 32216
Phone: 904-296-2555

Owner : City of Jacksonville
214 N. Hogan Street, 10th Floor
Jacksonville, FL 32202

Project: 1719- COJ Fire Station No. 10 Addition & Renovation
1055 S. McDuff Avenue
Jacksonville, FL 32205

Change Order Request # : 58 - Electrical for Washer/Dryer Relocation at Hose Drying Rack

Phase	Description	Cost Type	Est Units	Est HRs	UM	Est Unit Cost	Estimated Cost
16011.	ELECTRICAL SUBCONTRACT	2 SUB	0.00	0.00	LS	0.00 $	1,402.80

Bond	0.90%	14.00
Builders Risk	0.58%	8.00
General Liability Insurance	1.08%	15.00
Labor Burden	55.00%	0.00
Misc Tools & Equipment	12.00%	0.00
Overhead and Profit	10.00%	143.00
Pollution Insurance	0.32%	5.00
Printing Costs	0.00%	0.00
Sales Tax	7.50%	0.00
	Total For Change Order	**$1,587.80**

Approved By: City of Jacksonville

Signed: _____

Date: _____

Submitted By: AULD & WHITE CONSTRUCTORS, LLC

Signed: _____

Date: _____

EXHIBIT L-8

Item 2

T & M Electric of Clay County, LLC.

200 College Drive
Orange Park, Florida 32065

Phone: (904)-272-0272 Fax: (904)-276-7689

PROPOSAL

DATE: May 20, 2022

PROPOSAL SUBMITTED TO: Auld & White Constructors
1458 Southpoint Parkway
Jacksonville, Florida 32216
Attn: Brett Nansen

Project: **Relocate Washer Dryer Outlets**

1. Provide labor and materials necessary to demolish and remove the existing washer and dryer circuits and outlets currently servicing the washer and dryer located at top of hose drying ramp.
2. Provide labor and materials to install (1) new 240 volt, 30 amp, 4 wire dedicated circuit from panel P1 to service a surface mounted dryer receptacle to be installed on south end of old hose drying ramp per directive.
3. Provide labor and materials to install (1) new 120 volt, 20 amp, dedicated circuit from panel P1 to a surface mount GFCI receptacle to service relocated clothes washer.

Note: New circuits will be terminated to existing circuit breakers in panel P1. If dryer cord needs to be replace to match the new receptacle add 50.00 to total cost.

Item Numb	Quantity	Description	Unit Price	Extended Price
1		Miscellaneous Materials		$590.76
		Material		$590.76
		Taxes 7.5%		$44.31
		Labor		$414.72
		Labor Burden		$170.04
		Mark Up 15%		$182.97
				$1,402.80
		Labor Hours: 12		
		Labor Rate Per Hour $34.58		

Thank you, and please feel free to call me with any questions you may have
Sincerely,

Jerry Anderson
Project Manager

Job ID: 21B093-4
Project: DCPS Fire Station 10 Revised

Item 2

IntelliBid

CO: 21B093-4-14: Relocate existing washer dryer circuits

Summary by Subtotal

Vendor: GB_JACK

Labor Level: CONEST

20 May 2022 15:20:47

Subtotal 2 - EMT

Item #	Size	Description	Q/M	Quantity	U/M	Mat Unit	Mat Result	Quote Unit	Quote Result
10047	3/4	EMT	M	140.00	FT	1.9661	275.26	0.0000	0.00
				Subtotal totals:			275.26		0.00

Subtotal 11 - EMT FITTINGS

Item #	Size	Description	Q/M	Quantity	U/M	Mat Unit	Mat Result	Quote Unit	Quote Result
30127	3/4	EMT STEEL-SS COUPLING	M	14.00	EA	0.4694	6.57	0.0000	0.00
30197	3/4	EMT STEEL SS CONNECTOR	M	4.00	EA	0.3775	1.51	0.0000	0.00
160784	3/4	EMT 1-HOLE STEEL STRAP	M	28.00	EA	0.2088	5.84	0.0000	0.00
				Subtotal totals:			13.92		0.00

Subtotal 13 - HANGERS/SUPPORTS

Item #	Size	Description	Q/M	Quantity	U/M	Mat Unit	Mat Result	Quote Unit	Quote Result
160571	3/16 x 1-1/4	BLUE TAPPER CONCRETE SCREW	M	32.00	EA	0.2383	7.62	0.0000	0.00
160591	3/16 x 1 1/2 - 3"	HAMMER DRILLED HOLE	M	32.00	EA	0.3375	10.80	0.0000	0.00
				Subtotal totals:			18.42		0.00

Subtotal 21 - DEVICES

Item #	Size	Description	Q/M	Quantity	U/M	Mat Unit	Mat Result	Quote Unit	Quote Result
140024	20A	DX GFCI RECEPT TMPR RESIST	M	1.00	EA	36.2745	36.27	0.0000	0.00
				Subtotal totals:			36.27		0.00

Subtotal 23 - STEEL BOXES

Item #	Size	Description	Q/M	Quantity	U/M	Mat Unit	Mat Result	Quote Unit	Quote Result
150041	2-1/8"D 30.3-CI	4"SQ CMB-KO NO BRKT	M	2.00	EA	2.1994	4.40	0.0000	0.00
150098	1/2"D 7.3-CI	4"SQ 1-DX RAISED CVR	M	1.00	EA	1.4255	1.43	0.0000	0.00
				Subtotal totals:			5.82		0.00

Subtotal 28 - USE-RHH-RHW CU

Item #	Size	Description	Q/M	Quantity	U/M	Mat Unit	Mat Result	Quote Unit	Quote Result
70111	12	GREEN THHN CU (GRD 20A)	M	77.00	FT	0.3504	26.98	0.0000	0.00

T M Electric, Inc
200 College Drive
Orange Park, Fl 32065
Phone:
Web:

EXHIBIT L-8

			Subtotal totals:				26.98		0.00
Subtotal 31 - THHN/THWN CU									
Item #	Size	Description	Q/M	Quantity	U/M	Mat Unit	Mat Result	Quote Unit	Quote Result
70029	12	THHN/THWN CU (SOL)	M	154.00	FT	0.3504	53.96	0.0000	0.00
70034	10	THHN/THWN CU (STR)	M	231.00	FT	0.4453	102.87	0.0000	0.00
			Subtotal totals:				156.83		0.00
Subtotal 33 - BARE & GREEN WIRE									
Item #	Size	Description	Q/M	Quantity	U/M	Mat Unit	Mat Result	Quote Unit	Quote Result
70116	10	GREEN THHN CU (GRD 60A)	M	77.00	FT	0.4453	34.29	0.0000	0.00
			Subtotal totals:				34.29		0.00
Subtotal 99 - MISCELLANEOUS ITEMS									
Item #	Size	Description	Q/M	Quantity	U/M	Mat Unit	Mat Result	Quote Unit	Quote Result
9		30A, 250V, 4 WIRE RECEPTACLE	M	1.00	EA	22.9500	22.95	0.0000	0.00
			Subtotal totals:				22.95		0.00
			Job totals:				590.76		0.00

Grand Material, Quote, Equipment, and Subcontract Total: 590.76

Item 2

EXHIBIT L-8

EXHIBIT L-8

AULD & WHITE
CONSTRUCTORS • LLC

Item 3

8/2/2022

Re: COJ Fire Station No. 10 Addition & Renovation
AWC Project Number: 1719-

Mr. Daryl Weinstein
City of Jacksonville
214 North Hogan Street, 10th Floor
Jacksonville, FL 32202

Dear Mr. Weinstein:

Please accept this letter as our Proposed Change Order No. 59 for the following additional work:

The cost for additional tile material and installation per the attached email. This change includes changing wall tile from 7' 8" to full height.

TOTAL AMOUNT OF THIS PROPOSED CHANGE NO. 59.....**$1,772.00**

Please indicate your approval and Owner's acceptance by signing in the space provided below and return one (1) copy for our files. Upon acceptance of same, we will prepare a Change Order for execution.

Sincerely,

Brett Nansen

Brett Nansen
Project Manager

c:

Attachments

ACCEPTED:

City of Jacksonville

BY: _____

DATE: _____

EXHIBIT L-8

Change Order Request

Item 3

AULD & WHITE CONSTRUCTORS, LLC
4168 Southpoint Parkway, Suite 101
Jacksonville, FL 32216
Phone: 904-296-2555

Owner : City of Jacksonville
214 N. Hogan Street, 10th Floor
Jacksonville, FL 32202

Project: 1719- COJ Fire Station No. 10 Addition & Renovation
1055 S. McDuff Avenue
Jacksonville, FL 32205

Change Order Request # : 59 - Wall Tile Changes

Phase	Description	Cost Type	Est Units	Est HRs	UM	Est Unit Cost	Estimated Cost
09310.	CERAMIC TILE	2 SUB	0.00	0.00	LS	0.00 $	1,565.00

Bond	0.90%	16.00
Builders Risk	0.58%	9.00
General Liability Insurance	1.08%	17.00
Labor Burden	55.00%	0.00
Misc Tools & Equipment	12.00%	0.00
Overhead and Profit	10.00%	159.00
Pollution Insurance	0.32%	6.00
Printing Costs	0.00%	0.00
Sales Tax	7.50%	0.00
	Total For Change Order	**$1,772.00**

Approved By: City of Jacksonville

Signed: _____

Date: _____

Submitted By: AULD & WHITE CONSTRUCTORS, LLC

Signed: _____

Date: _____

D I X I E
CONTRACT
P.O. Box 24808, Jacksonville, FL 32241
Phone: 904-296-0023 Fax: 904-296-9689

EXHIBIT L-8

Carpet Is Just The Beginning

Item 3

June 29, 2022

Charlie Broughton
Auld & White Constructors
4168 Southpoint Pkwy, Ste #101
Jacksonville, FL 32216
Phone: (904) 296-2555
Fax: (904) 296-6990
Email: cbroughton@auld-white.com

Re: FIRE STATION #10
Bid # 024700 CO- 005 ADD FOR ADDITIONAL WALL TILE

Price to supply and install the following flooring material as specified is:

Scope of Work:

DALTILE COLOR WHEEL LINEAR
4X16 4161P2 ARCTIC WHITE 0190

Total Price $1,565.00

If proposal meets your approval, please sign and email back.

Salesman _____ Approved_____
DAVID EVANS
devans@dixiecc.com
STANDARD CONDITIONS OF PROPOSAL

Applicable Taxes Included - Standard Freight Included - No Wax or Cleaning of Any Finished Floors - Performance / Payment Bonds Not Included - No Major Prep Included - No Removal of Existing Material - No Furniture Moving - No Disconnect of I.T. Wiring - No Weekend or Night Labor
SUBFLOOR: Proposal assumes concrete substrate or any subfloor to be within acceptable tolerances for Installation of new floor finishes, as per manufacturer specifications and instructions. Floor protection Not included. Moisture Remediation and PH Reduction not included.
Subject to acceptance of our insurance coverage.
CREDIT APPROVAL: New or inactive accounts are subject to credit approval and may be subject to 50% Deposit
TAX EXEMPT TRANSACTIONS: For Tax Exempt Transactions, material purchase orders need to be issued to Commercial Flooring Systems, LLC a subsidiary of Dixie Contract Carpet, Inc. - Tax Exempt Certificates must Be on file prior to ordering material. ** Pollution Insurance Not Covered ***
Any costs incurred due to OSHA requirements ARE NOT INCLUDED IN OUR PROPOSAL
~~~ OUR QUOTE INCLUDES ANY TARIFFS ASSESSED ON MATERIAL AS OF THE DATE OF THE QUOTE. WE RESERVE THE RIGHT
TO INCREASE OUR PRICE SHOULD ADDITIONAL TARIFFS BE LEVIED. ~~~
********** OFFER GOOD 30 DAYS FROM ABOVE DATE **********
~~~

EXHIBIT L-8

Item 3

Kenny Weiss

From: Kenny Weiss
Sent: Tuesday, June 28, 2022 11:46 AM
To: Lesniak, Michael
Cc: Darrell Heyman; Weinstein, Daryl; Brett Nansen; Steven Floyd
Subject: FW:

Chief Lesniak,

Below are the changes that you and Steven discussed with the restroom wall tile.

Please confirm we will be moving forward with the additional tile so that I can let my subcontractor know to order more material.

Thanks,
Kenny

From: Steven Floyd <sfloyd@auld-white.com>
Sent: Monday, June 27, 2022 12:23 PM
To: Kenny Weiss <kweiss@auld-white.com>
Cc: Brett Nansen <bnansen@auld-white.com>
Subject:

Mr. Kenny- please see attached markup drawing showing tile elevation change in all restrooms. You will receive an email from Chief confirming these changes.
Thanks

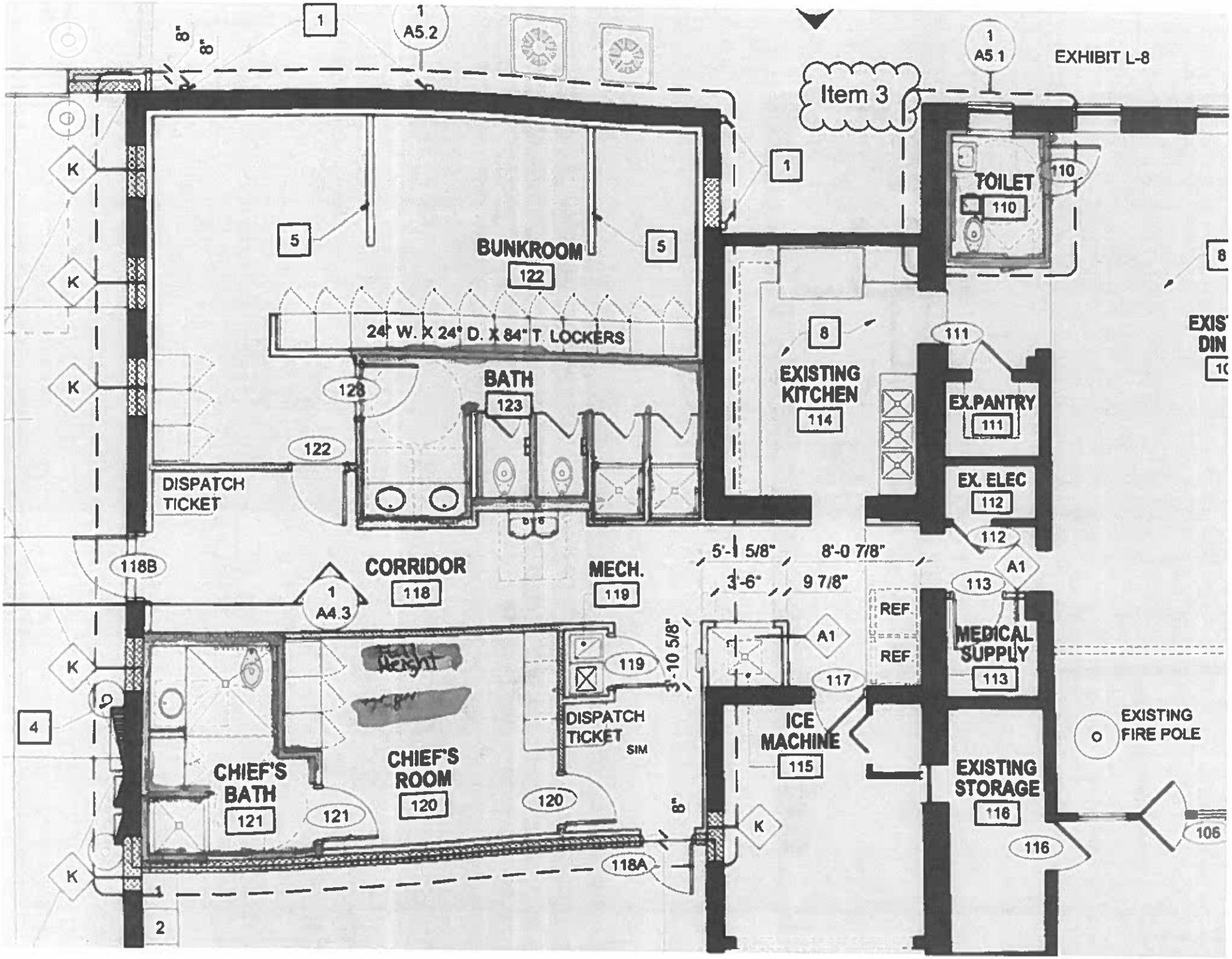
EXHIBIT L-8
Item 3
BUNKROOM
122
24" W. X 24" D. X 84" T. LOCKERS
BATH
123
DISPATCH
TICKET
CORRIDOR
118
MECH.
119
CHIEF'S
BATH
121
CHIEF'S
ROOM
120
DISPATCH
TICKET
SIM
EXISTING
KITCHEN
114
TOILET
110
EX.PANTRY
111
EX. ELEC
112
MEDICAL
SUPPLY
113
ICE
MACHINE
115
EXISTING
STORAGE
116
EXISTING
FIRE POLE
REF
REF
5'-1 5/8"
8'-0 7/8"
3'-6"
9 7/8"
3'-10 5/8"
8"
8"
118B
118A
106

EXHIBIT L-8

AULD & WHITE
CONSTRUCTORS • LLC

Item 4

7/20/2022

Re: COJ Fire Station No. 10 Addition & Renovation
AWC Project Number: 1719-

Mr. Daryl Weinstein
City of Jacksonville
214 North Hogan Street, 10th Floor
Jacksonville, FL 32202

Dear Mr. Weinstein:

Please accept this letter as our Proposed Change Order No. 60 for the following additional work:

The additional cost to laminate the existing perimeter walls in Day Room (106), Front Office (104), and Watch/Blood Pressure (105). The walls required being laminating due to the existing plaster flaking off. Re-painting these walls would pose a potential maintenance issue.

TOTAL AMOUNT OF THIS PROPOSED CHANGE NO. 60.....**$6,730.00**

Please indicate your approval and Owner's acceptance by signing in the space provided below and return one (1) copy for our files. Upon acceptance of same, we will prepare a Change Order for execution.

Sincerely,

Brett Nansen

Brett Nansen
Project Manager

c:

Attachments

ACCEPTED:

City of Jacksonville

BY: _____

DATE: _____

EXHIBIT L-8

Change Order Request

Item 4

AULD & WHITE CONSTRUCTORS, LLC
4168 Southpoint Parkway, Suite 101
Jacksonville, FL 32216
Phone: 904-296-2555

Owner : City of Jacksonville
214 N. Hogan Street, 10th Floor
Jacksonville, FL 32202

Project: 1719- COJ Fire Station No. 10 Addition & Renovation
1055 S. McDuff Avenue
Jacksonville, FL 32205

Change Order Request # : 60 - Laminate Existing Walls in 104, 105, & 106

Phase	Description	Cost Type	Est Units	Est HRs	UM	Est Unit Cost	Estimated Cost
09155.	DRYWALL, FRAMING & ACOUSTICAL CEIL	2 SUB	0.00	0.00	LS	0.00 $	5,945.00

Bond	0.90%	60.00
Builders Risk	0.58%	35.00
General Liability Insurance	1.08%	64.00
Labor Burden	55.00%	0.00
Misc Tools & Equipment	12.00%	0.00
Overhead and Profit	10.00%	604.00
Pollution Insurance	0.32%	22.00
Printing Costs	0.00%	0.00
Sales Tax	7.50%	0.00
	Total For Change Order	**$6,730.00**

Approved By: City of Jacksonville

Signed: _____

Date: _____

Submitted By: AULD & WHITE CONSTRUCTORS, LLC

Signed: _____

Date: _____

B & H Interiors, Inc.
905 North Street
Jacksonville, FL 32211

EXHIBIT L-8

Item 4

CHANGE ORDER

DATE: June 28, 2022
TO: Auld & White
ATTN: Kenny W
PROJECT: #1719-FIRE STATION NO. 10
CHANGE ORDER # 8

We hereby agree to make change(s) specified below at the price below:

Laminate ¼ inch drywall over existing walls in rooms 104, 105 and 106. No returns to doors or windows, ½ in Zip-bead or L-bead to be used at those areas

ADD: $5,945.00

Material	$1,895.00
Labor	$4,050.00
Total	$5,945.00

NOTICE: THIS CHANGE ORDER(S) BECOMES PART OF AND IS IN CONFORMANCE WITH THE EXISTING CONTRACT

Carl Whitehead
President

ACCEPTED: The above specifications of this change order are satisfactory and are hereby accepted. All work to be performed under the same terms and conditions as specified in the original contract unless otherwise stipulated.

Office 904-725-4142 Fax 904-725-4416
bhinteriorsinc@gmail.com

EXHIBIT L-8

AULD & WHITE
CONSTRUCTORS • LLC

Item 5

8/1/2022

Re: COJ Fire Station No. 10 Addition & Renovation
AWC Project Number: 1719-

Mr. Daryl Weinstein
City of Jacksonville
214 North Hogan Street, 10th Floor
Jacksonville, FL 32202

Dear Mr. Weinstein:

Please accept this letter as our Proposed Change Order No. 61 for the following additional work:

The additional cost to replace the existing roof in between the existing clay tile roof and the new roof over the existing Apparatus Bay per the attached marked-up drawing. The new roof will be TPO to match the adjacent TPO roofs.

TOTAL AMOUNT OF THIS PROPOSED CHANGE NO. 61.....**$22,095.24**

Please indicate your approval and Owner's acceptance by signing in the space provided below and return one (1) copy for our files. Upon acceptance of same, we will prepare a Change Order for execution.

Sincerely,

Brett Nansen

Brett Nansen
Project Manager

c:

Attachments

ACCEPTED:

City of Jacksonville

BY: _____

DATE: _____

EXHIBIT L-8

Change Order Request

Item 5

AULD & WHITE CONSTRUCTORS, LLC
4168 Southpoint Parkway, Suite 101
Jacksonville, FL 32216
Phone: 904-296-2555

Owner : City of Jacksonville
214 N. Hogan Street, 10th Floor
Jacksonville, FL 32202

Project: 1719- COJ Fire Station No. 10 Addition & Renovation
1055 S. McDuff Avenue
Jacksonville, FL 32205

Change Order Request # : 61 - Existing Low Roof Replacement

Phase	Description	Cost Type	Est Units	Est HRs	UM	Est Unit Cost	Estimated Cost
07520.	ROOFING SUBCONTRACT	2 SUB	0.00	0.00	LS	0.00 $	19,518.24

Bond	0.90%	197.00
Builders Risk	0.58%	114.00
General Liability Insurance	1.08%	211.00
Labor Burden	55.00%	0.00
Misc Tools & Equipment	12.00%	0.00
Overhead and Profit	10.00%	1,984.00
Pollution Insurance	0.32%	71.00
Printing Costs	0.00%	0.00
Sales Tax	7.50%	0.00
	Total For Change Order	**$22,096.24**

Approved By: City of Jacksonville

Signed: _____

Date: _____

Submitted By: AULD & WHITE CONSTRUCTORS, LLC

Signed: _____

Date: _____

RELIANT™

ROOFING | SOLAR | HURRICANE SHUTTERS

EXHIBIT L-8

Item 5

Proposal for Acceptance

Professionally Designed For:
Fire Station #10
New Apparatus Bay
1055 S. McDuff Ave
Jacksonville, FL 32205

Professionally Prepared By:
Drew Thomas
904-910-8735

Date:
10/27/21

SCOPE OF WORK/PROPOSAL	AMOUNT
TPO ADD ON INSTALL CARLISLE FULLY ADHERED 60MIL TPO OVER MECHANICALLY FASTENED TAPERED ISO AND RIGID ISO ON LOWER SECTION CONNECTING TILE AND TPO	$19,518.24
INCLUDES TEAR OFF OF EXISTING TILE AND UNDERLAYMENT ALUMINUM DRIP EDGE AND EAVE RISER COLOR MATCH MORTAR (NOT REQUIRED ON SYNTHETIC TILE) **EXCLUDES** DUMPSTERS FOR TEAR OFF DECK REPLACEMENT	

EXHIBIT L-8

Item 5

www.ReliantRoofing.com
8000 Belfort Pkwy Suite 200 Jacksonville, FL 32256
(P) 904.657.0880
CCC1330615 CBC1260269 CVC57079

THE BUILDING PROTECTION AND ENERGY SPECIALISTS.

EXHIBIT L-8

Item 5

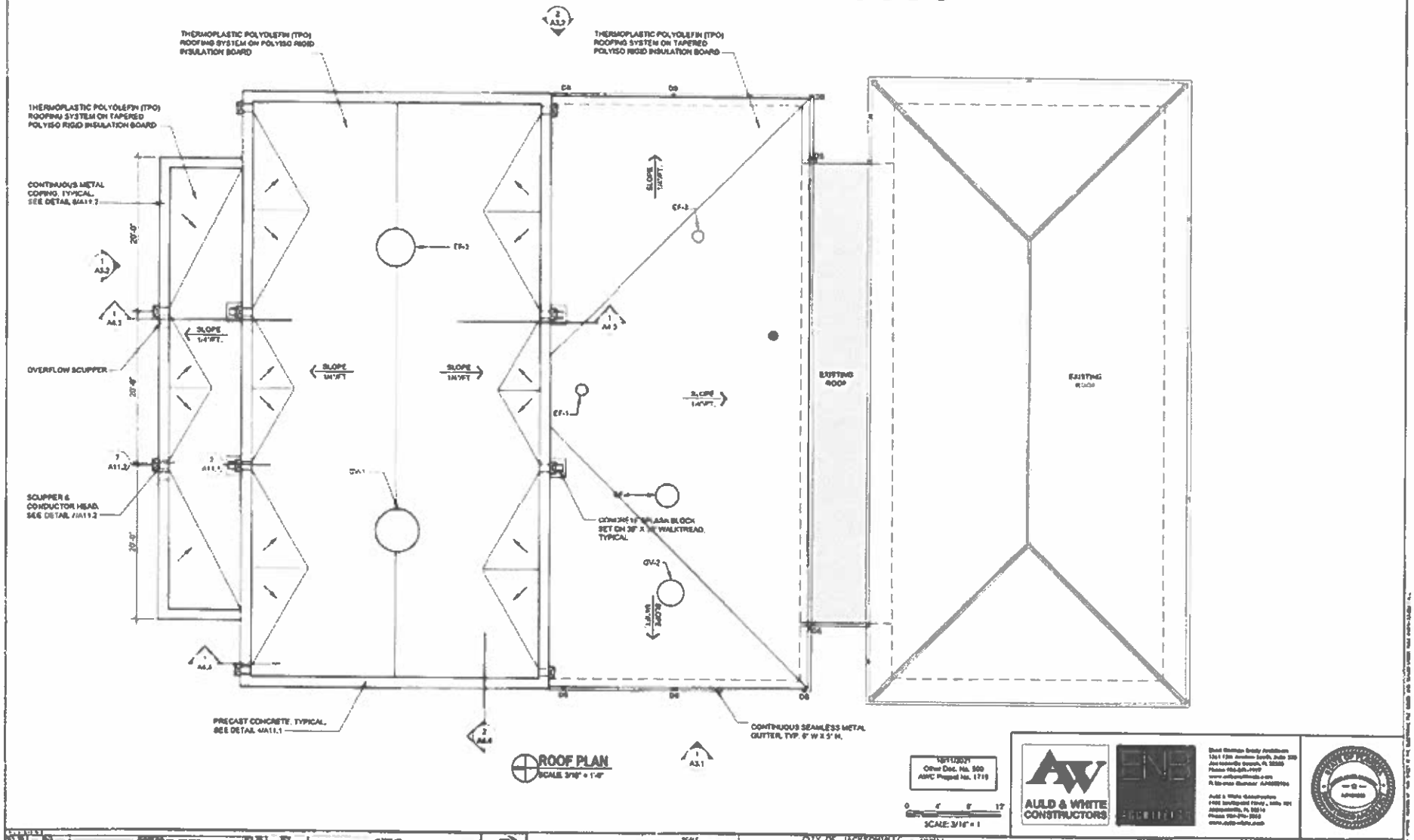

AULD & WHITE CONSTRUCTORS

CITY OF JACKSONVILLE, FLORIDA
DEPARTMENT OF PUBLIC WORKS

FIRE STATION #10 NEW APPARATUS BAY
1035 S. McDUFF AVENUE, JACKSONVILLE, FL 32205
ROOF PLAN

A2.4

EXHIBIT L-8

AULD & WHITE
CONSTRUCTORS • LLC

Item 6

8/24/2022

Re: COJ Fire Station No. 10 Addition & Renovation
AWC Project Number: 1719-

Mr. Daryl Weinstein
City of Jacksonville
214 North Hogan Street, 10th Floor
Jacksonville, FL 32202

Dear Mr. Weinstein:

Please accept this letter as our Proposed Change Order No. 62 for the following additional work:

Additional costs for the landscape revisions per the attached dated July 26, 2022.

TOTAL AMOUNT OF THIS PROPOSED CHANGE NO. 62.....**$3,658.00**

Please indicate your approval and Owner's acceptance by signing in the space provided below and return one (1) copy for our files. Upon acceptance of same, we will prepare a Change Order for execution.

Sincerely,

Brett Nansen

Brett Nansen
Project Manager

c:

Attachments

ACCEPTED:

City of Jacksonville

BY: _____

DATE: _____

EXHIBIT L-8

Change Order Request

Item 6

AULD & WHITE CONSTRUCTORS, LLC
4168 Southpoint Parkway, Suite 101
Jacksonville, FL 32216
Phone: 904-296-2555

Owner : City of Jacksonville
214 N. Hogan Street, 10th Floor
Jacksonville, FL 32202

Project: 1719- COJ Fire Station No. 10 Addition & Renovation
1055 S. McDuff Avenue
Jacksonville, FL 32205

Change Order Request # : 62 - Landscaping Revisions

Phase	Description	Cost Type	Est Units	Est HRs	UM	Est Unit Cost	Estimated Cost
01910.	DESIGN FEES	2 SUB	0.00	0.00	LS	0.00 $	750.00
02800.	LANDSCAPING & IRRIGATION	2 SUB	0.00	0.00	LS	0.00 $	2,482.00

Bond	0.90%	33.00
Builders Risk	0.58%	18.00
General Liability Insurance	1.08%	35.00
Labor Burden	55.00%	0.00
Misc Tools & Equipment	12.00%	0.00
Overhead and Profit	10.00%	328.00
Pollution Insurance	0.32%	12.00
Printing Costs	0.00%	0.00
Sales Tax	7.50%	0.00
	Total For Change Order	**$3,658.00**

Approved By: City of Jacksonville

Signed: _____

Date: _____

Submitted By: AULD & WHITE CONSTRUCTORS, LLC

Signed: _____

Date: _____

EXHIBIT L-8

Proposal

R&R OF NORTHEAST FLORIDA, INC
405 Golfway West Drive
Suite 103-D
St. Augustine, FL 32095
(904) 328-7333

Item 6

Date	Proposal #
7/27/2022	34186

Name / Address	Project
Auld & White Constructors, LLC 4168 Southpointe Parkway Suite 101 Jacksonville, FL 32216	Fire Station #10 New Apparatus Bay Addition/ Renovation 1055 S. McDuff Avenue Jacksonville, FL 322205

Description	Qty	Cost	Total
Plans Dated updated 07/22/2022			
TREES / PALMS			
Install Trees - East Palatka Holly (14' Ht x 5' Spd. 5' CT) 4" CAL	3	825.00	2,475.00
Install Trees - Eastern Red Cedar (14' Ht x 6'W FTG) 4" CAL	4	825.00	3,300.00
Install Trees - Brodie Easter Red Cedar (10'Ht. FTG) 2" CAL	5	285.00	1,425.00
Install Trees - Natchez Crepe Myrtle (12'Ht x 4'Spd STD.) 2" CAL	2	450.00	900.00
Install Trees - Cabbage Palmetto (Min 10-18' CT Mix, Slick)	1	325.00	325.00
SHRUBS / PLANTS			
Install Plants - Coontie Palm (Full in pot)	23	24.00	552.00
Install Plants - Heat it up Blanket Flower (1 Gal. 18" Ht Min.,) 18" O.C.	41	9.00	369.00
Install Plants - Pink Muhly (1 Gal. Full) 32: O.C.)	41	9.00	369.00
Install Plants - Blue Daze (1 Gal. 6" Ht. x 10" w Min Full) 18' O.C.	30	9.00	270.00
Install Plants - Dwarf Mondo Grass (4" Full in Pot)	89	6.00	534.00
SOD / MULCH			
Install (45) Pallets of Sod	25	160.00	4,000.00
Install (18) Yards of Mulch - Shredded Hardwood	18	75.00	1,350.00
IRRIGATION			
Install (2) Zone Irrigation System **WATER SOURCE NOT INCLUDED**	2	2,455.00	4,910.00
Install Paver Bands in front of fire station	1	1,100.00	1,100.00

Original Contract is: $19,397

$21,879 - $19,397 = $2,482 Subcontractor Change Order

BID PRICES ARE ALWAYS FOR CONTAINER SIZE - PLANTS WILL NOT ALWAYS MEET SPECS LISTED DUE TO STRAIN ON NURSERY INDUSTRY - PRICES GOOD FOR 60 DAYS

Total $21,879.00

Item 6

blueleaf LANDSCAPE

BLUE LEAF LANDSCAPE
1140 PERSHING ROAD
JACKSONVILLE, FLORIDA 32205
(904) 241-5355
info@blueleaflandscape.com
www.blueleaflandscape.com

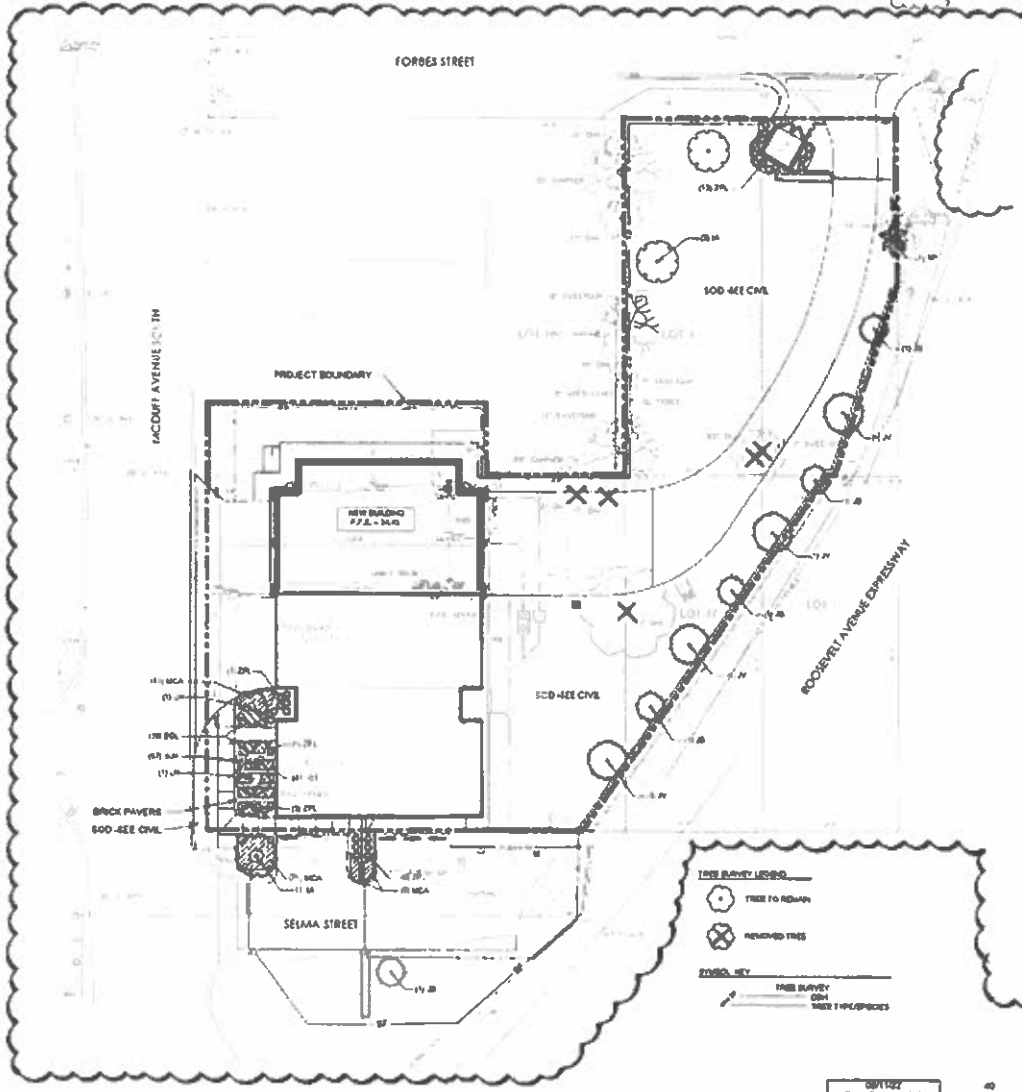

MITIGATION DATA

TREES OVER 24"

TREE	INCHES
Oak	29
Oak	40
TOTAL	69
REPLACE 1:1	69

22" OAK NOA - SEVERE DECLINE

TREES UNDER 24"

TREE	INCHES
Oak	12
Oak	16
PINE/Pindo	17
TOTAL	45
REPLACE 3:4	34

CITY OF JACKSONVILLE DATA

TREE INCHES PLANTED

QUANTITY	COMMON NAME	TYPE	NATIVE	INCHES CREDITED	TOTAL INCHES
1	Loblolly	Canopy	Y		
3	Holly	Canopy	Y	4	12
4	Magnolia	Canopy	Y	4	16
5	Magnolia "Bracelet"	Non-Can	Y	4	20
1	Indian Potato Tree	Non-Can	Y		
2	Eagle Palmetto	Non-Can	N	4	8
				TOTAL	56

CANOPY TREE CALCULATIONS

TYPE	QUANTITY	PERCENTAGE
Canopy	14	64%
Non Canopy	8	36%

NATIVE TREE CALCULATIONS

TYPE	QUANTITY	PERCENTAGE
Native	20	91%
Non-Native	2	9%

MITIGATION RATIO CALCULATIONS

TYPE	REQ. INCHES	PROVIDED INCHES	DEFICIT INCHES
Tree Mitigation Calculations	69	56	20

OTHERS REQUIREMENTS

Lot Area: 58,410 sq. ft.

	REQ	PROVIDED	MEET
VUA			
	1,460		Yes, ft.
Landscape Area: 10%	150	150	Yes, ft.
Planting: 25% shown	38	38	Yes, ft.
Trees: 1/4,000 sq. ft.	8	3	south
Hedge 30in. @ 36" o.c.	Shown/Provided		
East ROW		240	12
Landscape Area: 5	1,470	1,470	Yes, ft.
* Trees: 1/50 l.f. o.c.	6	6	south
North Comprehensive		150	12
Landscape Area: 5	750	750	Yes, ft.
Trees: 1/50 l.f. o.c.	3	3	south
North ROW		55	12
Landscape Area: 5	275	275	12
* Trees: 1/50 l.f.	3	3	south
West ROW		20	12
Landscape Area: 5	100	100	12
Trees: 1/50 l.f.	1	1	south
West Comprehensive		125	12
Landscape Area: 5	625	625	12
* Trees: 1/50 l.f.	3	3	south
South Boundary Comprehensive		125	12
Landscape Area: 5	625	625	Yes, ft.
Trees: 1/50 l.f.	3	3	south

* Includes existing trees

PLANT KEY (SEE L2.1 FOR FULL SCHEDULE)

TREES	BOTANICAL NAME	COMMON NAME	REMARKS
Ilex x attenuata East Palatka	East Palatka Holly	4" Cal., 14' Ht & 5' Spd 5 Ct
Juniperus virginiana	Eastern Red Cedar	4" Cal., 14' Ht & 10' Clb
Juniperus virginiana 'Brodie'	Brodie Eastern Redcedar	4" Cal., 12' Ht, Clb
Lagerstroemia x Natchez	Natchez Crape Myrtle	4" Cal., 14' Ht & 4' Spr, Std
Sabal palmetto	Cabbage Palmetto	Min. 10'-14' Ct Skl, Black
SHRUBS	**BOTANICAL NAME**	**COMMON NAME**	**REMARKS**
Zamia floridana	Coontie Palm	15" x 15" Min. Full in Pot
PERENNIAL AREAS	**BOTANICAL NAME**	**COMMON NAME**	**REMARKS**
Gaillardia x 'Heat It Up'	Heat It Up Blanket Flower	1 Gal., 10" Ht, Full, 18" O.C.
Muhlenbergia capillaris	Pink Muhly	1 Gal., Full, 30" O.C.
GROUND COVERS	**BOTANICAL NAME**	**COMMON NAME**	**REMARKS**
Evolvulus glomeratus 'Blue Daze'	Blue Daze	1 Gal., 6" Ht x 18" W Min. Full, 18" O.C.
Ophiopogon japonicus 'Dwarf'	Dwarf Mondo Grass	4" Full in Pot

TREE SURVEY LEGEND

TREE TO REMAIN

REMOVED TREE

SYMBOL KEY

TREE SURVEY
DBH
TREE TYPE/SPECIES

08/11/22
Other Doc. No. 513
AMC Project No. 1710

40 20 10 0 10 20 40

AULD & WHITE CONSTRUCTORS

ENB ARCHITECTS

SCOTT A. BRADY, AIA

PERMIT SET
08/18/21

FL REG. AR0013045

1	08/18/21	Permit Set Submittal			
2					
3					
4					
5					

SCALE: 1" = 30'

CITY OF JACKSONVILLE, FLORIDA
DEPARTMENT OF PUBLIC WORKS

DATE	DRAWN BY	PROJECT #
08/18/21	MEO	100000

FIRE STATION #10 NEW APPARATUS BAY
1055 S. McDUFF AVENUE, JACKSONVILLE, FL 32205
LANDSCAPE PLAN

SHEET NO. L1.1

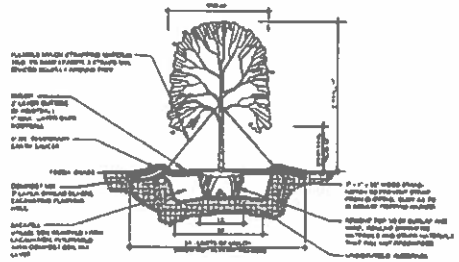

TREE PLANTING - SINGLE TRUNK

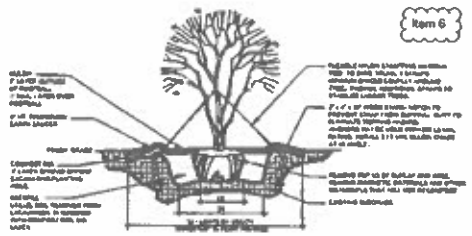

MULTIPLE STEM TREE PLANTING

Item 6

GENERAL NOTES

1. ALL INVASIVE EXOTIC SPECIES MUST BE REMOVED FROM THE DEVELOPMENT AREA
2. ALL PLANT MOS MUST BE FREE OF INSECTS, PESTS, DISEASE, WEEDS, ETC.
3. CONTAINER SIZES FOR PLANT MATERIAL ARE STATED AS THE MINIMUM. IF DIMENSIONS ARE NOT AVAILABLE WITHIN THE SPECIFIED CONTAINER IT IS THE CONTRACTOR'S RESPONSIBILITY TO PROVIDE THE DIMENSIONED PLANT MATERIAL IN ANOTHER SIZE POT.
4. CONTRACTOR TO VERIFY ALL QUANTITIES AS SHOWN ON LANDSCAPE PLAN SHEETS.
5. NO EXISTING TREE ROOTS TO BE CUT WITHOUT APPROVAL OF THE OWNER.
6. ALL LANDSCAPE AREAS SHALL BE PROVIDED WITH 100% IRRIGATION COVERAGE
7. ANY EXISTING TREE TO REMAIN WHICH IS DAMAGED OR REMOVED SHALL BE FULLY REPLACED BY MATCHING SIZE. PLANT MATERIAL SHALL CONFORM TO THE STANDARDS FOR FLORIDA #1 AS GIVEN IN THE LATEST "GRADES AND STANDARDS FOR NURSERY PLANTS, PARTS I AND II," FLORIDA DEPARTMENT OF AGRICULTURE AND CONSUMER SERVICES OR TO THE STANDARDS AS GIVEN IN THE LATEST "AMERICAN STANDARD FOR NURSERY STOCK," AMERICAN STANDARDS INSTITUTE.
8. MULCH: APPROVED SHREDDED HARDWOOD, NON-CYPRESS OR APPROVED EQUIVALENT WILL BE PROVIDED A MINIMUM OF TWO TO THREE INCHES IN DEPTH AROUND ALL EXISTING AND NEWLY PLANTED LANDSCAPING. PROVIDE SAMPLES FOR APPROVAL.

blueleaf landscape

BLUE LEAF LANDSCAPE
1648 PLUMBING ROAD
JACKSONVILLE, FLORIDA, 32205
(904) 24 1-1288
info@blueleaflandscape.com
www.blueleaflandscape.com

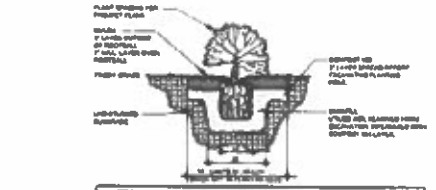

SHRUB PLANTING - NOT IN PLANTING BED

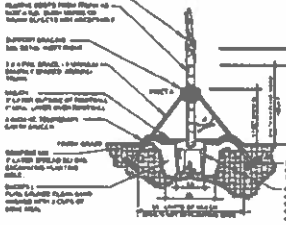

PALM PLANTING

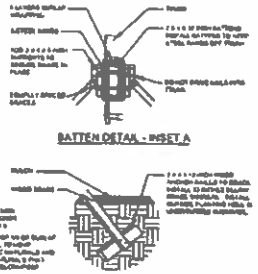

BATTEN DETAIL - INSET A

WOOD ANCHOR DETAIL - INSET B

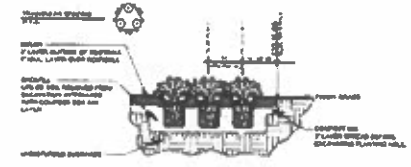

SHRUB AND GROUNDCOVER PLANTING BED

PLANT SCHEDULE

TREES	CODE	QTY	BOTANICAL NAME	COMMON NAME	REMARKS
	IA	3	ILEX X ATTENUATA 'EAST PALATKA'	EAST PALATKA HOLLY	6" CAL, 14' HT 6.5' SPD 6' CY
	JV	6	JUNIPERUS VIRGINIANA	EASTERN RED CEDAR	6" CAL, 14' HT 6' W FTG
	JS	5	JUNIPERUS VIRGINIANA 'SKYROCKET'	SKYROCKET EASTERN REDCEDAR	3" CAL, 14' HT, FTG
	LH	2	LAGERSTROEMIA X 'HATCHET'	HATCHET CRAPE MYRTLE	6" CAL, 14' HT 6' W, SPR, STD.
	SP	1	SABAL PALMETTO	CABBAGE PALMETTO	MIN. 14' CT BLACK
SHRUBS	CODE	QTY	BOTANICAL NAME	COMMON NAME	REMARKS
	ZFL	30	ZAMIA FLORIDIANA	COCONTEE PALM	15" X 15" MIN. FULL IN POT
GROUND COVERS	CODE	QTY	BOTANICAL NAME	COMMON NAME	REMARKS
	GG	41	GAILLARDIA X 'MESA II' UP	MESA II UP BLANKET FLOWER	1 GAL, 15" HT FULL 18" O.C.
	MCA	41	MUHLENBERGIA CAPILLARIS	PINK MUHLY	1 GAL, FULL 18" O.C.
GROUND COVERS	CODE	QTY	BOTANICAL NAME	COMMON NAME	REMARKS
	BGL	30	EVOLVULUS GLOMERATUS 'BLUE DAZE'	BLUE DAZE	1 GAL, 6" HT X 10" W MIN. FULL 1
	OJA	57	OPHIOPOGON JAPONICUS 'DWARF'	DWARF MONDO GRASS	4" FULL IN POT

4

08/11/22
Chief Doc. No. 513
AWC Project No. 1719

AULD & WHITE CONSTRUCTORS

ENB ARCHITECTS

SCOTT A. BRADY, AIA

PERMIT SET
08/18/21

FL REG. AR0015016

REV.	DATE	DESCRIPTION	REV.	DATE	DESCRIPTION
1	10/01/22	LAND REMOVED FROM PROJECT	4		
2			5		
3			6		

SCALE

CITY OF JACKSONVILLE, FLORIDA
DEPARTMENT OF PUBLIC WORKS

DATE	DRAWN BY	PROJECT #
08/18/21	MEG	11008B

FIRE STATION #10 NEW APPARATUS BAY
1055 S. McDUFF AVENUE, JACKSONVILLE, FL 32205
LANDSCAPE DETAILS

SHEET NO. L2.1

PART 1- GENERAL

1.1 GENERAL NOTES

A. Contractor shall comply with applicable local, ordinances and codes. When required permits, deposits, are required fees.

B. Prior to preparing and submitting cost proposal. Bidder shall visit and inspect the project site to become familiar with existing conditions.

C. The contract includes planting and installing plant and landscape materials as described within the contract documents.

D. Contractor shall perform fine grading to establish fresh grades or landscape areas. The grading shall include only those grading to correct contours or disrupted grade irregularities to 1" or less.

E. Grading/Sodding between on the project plans shall be the responsibility of the Landscape Contractor to construct. Landscape contractor shall provide all and grading for these areas and complete all requirements with ground contractor prior to bidding.

F. Sodding Contractor shall verify all plant quantities shown on plans, notify Landscape Architect/Owner's Representative of discrepancies.

G. Plant who notes in plant schedule shall be the minimum acceptable size. Contractor prior into the minimum. Contractor shall provide the plant material as specified or substitute up to exceed plant size specified.

1.2 DEFINITIONS

A. Fresh Grade: Top of surface soil and top of planting mix after plant installation.

B. Finished Grade: or exposed surface soil mulched with soil amendments per recommendations from authorized soil testing laboratory.

C. Complete Site: Landscapeably standard square requires see Part 2 Products.

D. Designed: Soil texture loam greater only soil texture loam grade suitable other accepting conditions.

E. Final Acceptance: Shall mean that plant or site which requirements of contract documents are completed including punchlist items to the satisfaction of the Landscape Architect/Owner's Representative. Contractor will be notified in writing of final acceptance by Landscape Architect/Owner's Representative.

F. Warranty Period: Shall begin after satisfaction of final acceptance continuing for the duration of the warranty period.

G. Final Warranty Inspection: Shall occur near the end of the warranty period.

H. Contract Documents: Project plan set, technical specifications and documentation issued during project bidding, award and installation.

1.3 SUBMITTALS

A. Product Data: Each type of product utilized

1. Samples: Mulch

2. Product certification specifications letter that the Contractor has provided all plant materials and products to satisfactorily the project plans.

3. Planting Schedule: delineating accompanied maintenance dates.

4. Maintenance Instructions: Provide per as in field conditions.

5. Agronomic Soil Tests for Topsoil and Compost Mix: Sampling and recommendations shall be performed by a commercial soil testing laboratory. Areas to be amended with plants and lawn areas shall be tested. Tests shall include a fertility test, pH meter, percentage of organic matter and a suitability analysis. The suitability analysis shall include percolation tests and evaluation of soil compaction to determine the soil's suitability to sustain the project's plant materials and to bring the soil to a pH rating between 6.1 to 6.5. Submit copy to Landscape Architect/Owner's Representative of soil tests, written recommendations for soil suitability and amendments, complete detailed conditional application rates for soil preparation, and a maintenance fertilization program.

6. Manufacturer's Data: Indicate proposed characteristics, application, installation instructions and recommendations to be utilized.

a. Fertilizer

b. Root ball preservatives to be used

c. Mulches

d. Repair standard, if to be utilized

e. Pre-emergent herbicide

f. Herbicide standard to contract documents

7. Warranty plant guarantee

Prior to purchase and delivery of plants, Contractor shall provide the Landscape Architect/Owner's Representative with photos of proposed plant materials and coordinate nursery visit.

1.4 QUALITY ASSURANCE

A. Landscape Contractor Qualifications: The Landscape Contractor (Contractor) shall have previous experience executing projects of equal or greater size on the project plans. The Contractor shall have a full-time foreman with a minimum of 5 years of experience that is already during construction process.

B. Soil Analysis: Contractor shall provide soil analysis of the on-site topsoil and compost mix. Agronomic soil testing shall be performed by a commercial soil testing laboratory.

C. Plants quality and genus, species, and variety of plants delineated, complying with "American Standard for Nursery Stock" or latest specification of "Grades and Standards for Nursery Plants," latest edition, published by Florida Department of Agriculture, Division of Plant Industry, Gainesville, Florida. Provide plants not specifically listed in the "Grades and Standards for Nursery Plants" use the appropriate similar types.

D. Pre-Installation Conference: Prior to beginning plant installations, contact representative of project site.

1. Substitutions

1. If a plant specified or labeled is not available, the Contractor shall submit to the Landscape Architect/Owner's Representative for approval, proof of non-availability with a recommendation for an equivalent replacement. Upon authorized adjustment of contract amount may be made. No substitutions will otherwise be allowed.

2. Inspection: Landscape Architect/Owner's Representative may inspect plants at nursery and project site prior to planting for compliance with plans. The Landscape Architect/Owner's Representative may inspect plants at any time for size and condition of balls, root systems, growth habits, health and vigor. Plant materials at any time during progress of work. Contractor shall remove rejected plants from project site. The Landscape Architect/Owner's Representative's preliminary inspection is not to be construed as acceptance until such time as a written final acceptance inspection is received.

1.5 DELIVERY, STORAGE AND HANDLING

A. Prior to materials being shipped from nursery, Landscape Architect/Owner's Representative may inspect materials onsite or through the submittals of photographs. Refer to the plant schedule within the project plan set for special plants requiring on-site tagging/inspection.

B. Use root ball protectors and shrubs before delivery. Protect bark, branches, and root systems from sun and wind during unloading, shipping and after handling and long storage. Do not store or handle trees or shrubs or bark or stripped or to destroy their natural shape. Provide protective covering of plants during delivery. Do not drop plant materials.

C. Deliver plants after preparations for planting have been completed and ready immediately. If planting is delayed more than an hour after delivery set plants from a place protect from weather and environmental damage and keep roots moist.

1.6 WARRANTY

A. Warranty: Contractor shall submit plans for the warranty period extended against defects including death and unsatisfactory growth. Contractor will not be responsible for defects resulting from lack of adequate maintenance made by Owner, vandal of damaged items caused by Bulldozer/Equipment Operators (Such as engine repair, or acts of God.

1. Warranty Period for Plant Materials: 1 year from date of final acceptance

2. Warranty Period for Sod: 6 months from date of final acceptance

1.7 MAINTENANCE

A. Plant Maintenance: Maintenance shall take precedence by pruning, cultivating, watering, weeding, fertilizing, replanting plantings, staking, tightening and repairing stakes and supports, resetting plants to proper grades, vertical position as required to maintain healthy vigorous plantings. Spray chemicals to keep plants free of insects and disease.

B. Replace plant materials that damage due to Contractors operations, operations by other contractors and others. Maintain properties during maintenance and final acceptance. Treat, repair and replace damaged plantings at no additional cost to the Owner.

C. Maintenance of sod areas: The Contractor shall maintain until final acceptance by presenting sod areas against traffic of other use by watering, mow and fertilizer, as approved by the Landscape Architect/Owner's Representative. Damaged sod shall be replaced by re-grading. Sod replaced. Contractor shall mow, water and otherwise manage sod areas in a satisfactory condition until final acceptance of the work.

1. Maintain sod areas and shall continue by watering, mowing, maintenance of irrigation, fertilization and re-seeding until a full, uniform stand of grass has at stands. Undesirable grass species, diseases and weeds is delineated and accepted by the Landscape Architect/Owner's Representative.

a. Repair re-seed, and re-sod all areas that have washed out, eroded, or are not a healthy stand of grass.

b. Mow and prune when the growth reaches a height where not more than a third of the leaf blade will be removed at any single mowing. Remove mowing to maintain specified height per recommendations of local agricultural extension agents.

1.8 INSPECTIONS AND CONDITIONS

A. Periodically inspect and assess plant materials that are dead, unhealthy condition, fallen before acceptable quality. Prior to the end of the warranty period, a final warranty inspection of the work may be made by the Landscape Architect/Owner's Representative. The Contractor shall remove and replace plant materials and sod found to be dead or in an unhealthy condition with similar requirements. Replacement plant material size and species shall be as noted in the project plans. A new warranty period shall commence on each plant replaced during the warranty period. Contractor shall maintain plant warranty tag.

1.9 FINAL INSPECTION AND ACCEPTANCE

A. Final Inspection: Upon completion of landscape installation, the Contractor shall notify the Landscape Architect/Owner's Representative in writing 10 days prior to requested inspection date. Landscape Architect/Owner's Representative will make an inspection to determine compliance with contract documents. Where required landscape work does not comply with contract documents, the Contractor shall remove and replace rejected work and continue inspections. Contractor shall provide 48 hour notice to Landscape Architect/Owner's Representative requesting reinspection. Final inspection.

a. Replace plant materials not in healthy condition, fails before quality requirements

B. Lawns

a. At the time of final warranty inspection and areas shall be healthy, well-rooted stand growth from a established stand free without open patch and bare areas.

PART 2 - PRODUCTS

2.1 PLANTS

A. Trees and Shrub Material: Provide nursery-grown trees and shrub materials complying with plant quality requirements, Part 1-General. Provide well-shaped, fully developed healthy vigorous plants free of disease, insects, eggs, larvae and defects such as knots, sun scald, injuries abrasions, and disfigurements.

B. Ground Cover: Provide ground cover species indicated, established and well rooted in pots or bottle containers, and complying with plant quality requirements, Part 1-General.

C. Annuals: Provide healthy, dormancies plants of species and variety shown or approved complying with plant quality requirements, Part 1-General. Provide plants acclimated to the conditions they are to be installed on the project and are in full with lack of any injuries.

D. Perennials: Provide healthy plants from a commercial nursery, of species and variety shown or approved, complying with plant quality requirements, Part 1-General.

E. Sod: Sod shall be species and dimensions on the project plans. Sod shall be freshly cut in pads or rolls with other approved. Sod shall be derived from an area having a soil type similar to the soil on which it is to be laid. Sod shall be healthy free of weeds and insects including ground pests and weed seeds, of uniformly green condition, and shall have an absence of weed contained within a one of tapped material in the harvesting process from the area where grown. Sod dry completely unbroken, and/or un-fresh sod will be rejected.

2.2 PLANTING MATERIALS

A. Topsoil: pH range of 6.1 to 6.5, a minimum of 4 percent organic material content, free of stones 1 inch or larger in any dimension and extraneous materials harmful to plant growth.

1. Topsoil Source: Amend existing surface soils according to recommendations from soil tests analyzed by commercial soil testing laboratory see Part 1 General.

B. Soil Amendments: Fertilizing and soil amendments that may be required to modify existing surface soil according to recommendations from agronomic soil testing analysis.

a. Lime: Natural dolomite limestone containing not less than 85 percent of total carbonates with a minimum of 30 percent magnesium carbonate, ground so that not less than 98 percent passes a Nominal sieve and not less than 50 percent passes a 100-mesh sieve

b. Aluminum Sulfate: Commercial grade

c. Peat Humus: Partly decayed peat completely decomposed and free of lumps to eliminate its subsequent shrinking. Provide in granular form, free of hard lumps and with no organic materials be contained use in Plants Mixes with a texture and pH range suited for the intended use. Plants Mixes shall be delivered in a non-muddy state, reasonably free of clay, stones and other substances of that radius harmful to plant growth. Plants Mixes shall be subject to approval by the Owner

d. Commercial Commercial: Non fresh ground. 4 percent nitrogen and 20 percent phosphorus and.

e. Superphosphate: Soluble mixture of treated minerals, 20 percent available phosphoric acid.

f. Sand Clean: washed sand or sand free of lumps, free of bark materials, free of soil, weeds, stones and other debris. Sand shall conform to ASTM C-33 for fine aggregates.

g. Fertilizer Conforming to National Bureau of Standards PS 23.

h. Nutrients: Horticultural grade, free of toxic substances.

i. Standard Potted material: free of chips, stones, stems, soil, of seed substances and with 7.5 pounds of nitrogen uniformly mixed into each pulled peat of standard.

j. Manure Well rotted unfastened stable or cattle manure containing not more than 25 percent by volume of litter bedded, or other bedding materials and containing no chemicals in equivalent harmful to plants.

k. Mulch Organic mulch shall be uniform in size, shape, texture and free from deleterious materials and suitable for use in covering of trees, shrubs, or plants and consisting of one of the following pine chips for mulch types:

1. Hardwood/pine (Hardwood) pine bark chips, stems, bright and free from weeds, stems, stones and other debris.

2. Areas indicated as "pine straw mulch" shall include mulch from a clean, bright and free from weeds, stems, stones and other debris.

3. "Decorative horizontal mulch" shall be non-toxic and of a color and texture approved by the Owner or Landscape Architect submit samples.

l. Fertilizer

1. Fertilizer: Pulverized fertilizer with nitrogen, phosphorous and potassium in 100 percent slow release form, with the following distribution

a. Composition: 8 percent nitrogen, 2 percent phosphorous, 12 percent potassium + a percent magnesium and all micronutrients

2.3 COMPOST MIX

A. Compost Mix: Manufactured and that is weed and disease free pathogen compound of:

a. 30% Aged Pine Bark

b. 30% Prepared Organic Compost

c. 20% Composted Cow Manure

d. Compost mix shall be sent to an approved agronomic soil testing laboratory to provide the requirements noted Part 1 General

B. Sod

1. Sod: All sod shall be harvested from a certified sod dealer or certified sod farmer, meet the requirements of the Florida Department of Agriculture regulations, be free of extraneous materials. Sod shall be free of serious weeds.

C. Sodding: Sodding shall be certified to provide pretty, free of weeds and disease, delivered in a timely manner and consist of grass, leaves and stalks. The strips shall come from a certified supplier, approved by the Owner's Representative. After being harvested, the strips shall be delivered to the planting site within 24 hours. The strips shall contain no weeds, soil, or other debris and shall not be dried out at the time of planting.

Strips shall be harvested in multiple separation and distribution. Sprigs shall average free to be stolons in length and spaced at least four nodes. Sprigs shall be planted within twenty-four hours after removal from the certified supplier. It shall be the Contractor's responsibility to protect the stolons, keeping them moist and out of the sunlight before and during the planting operation.

PART 3 - EXECUTION

3.1 PLANTING

1. Prior to installing plant materials, Contractor shall perform drainage test determinations and per area of site planting areas — submit plan of locations for Landscape Architect approval a minimum of 200 in an center throughout the planting and sod areas. Test assumptions shall be a maximum of 1.75in. and 12" deeper than the largest proposed plant rootball. Test assumptions shall be filled with water to fresh grade. Then monitored to verify assumptions have completely drained within a 5 hour period. Contractor shall notify the Landscape Architect/Owner's Representative of any assumptions which fail the test, prior to proceeding with plant installations. Contractor actions may be required such as but not limited to drainage/aeration to break subsoiling and compaction which shall be the Contractor's responsibility and may be functional additional work, Contractor and cost and other expense from Owner's Representative prior to proceeding.

2. Unsuitable Soil Conditions: Abnormally dry plants or display soil is to be cause of immediate stress. If such a condition is found, the area is to be excavated and replaced with amended suitable soil. Unsuitable which a person and physician well with amendments conditioning. If any planting in soil area has a plant or display soil condition which prevents proper drainage then a system of underdrainage, tile drain or other means of enhancing underground standing water must be incorporated under the direction of the Landscape Architect/Owner's representative.

3. Upon completion of landscape installation the fresh grade of planting areas and lawn areas shall be minimum 6 inches below adjacent structures and slope away from existing structures per the Florida Building Code. Verify compliance with Florida Building Code with General Contractor prior to beginning work. Parking lot islands shall slope at 3% from center of island to curb. Final grade shall be better adjustable, water and existing surfaces to allow for stable thickness and sod.

4. Upon completion of landscape installation, the Contractor shall notify the Landscape Architect/Owner's Representative in writing 10 days prior to requested inspection date. Landscape Architect/Owner's Representative will make an inspection to determine compliance with Contract Documents.

5. The Contractor shall be responsible for stability and plants conditions of all plant materials for legally liable for damage caused by instability of plant materials. Proper staking and guying of the Contractor's responsibility. Contractor shall provide from date installation provide additional staking and guying above and beyond the requirements of the issued plans at no additional expense to the Owner.

A. Plant Material Installation and Planting Bed Preparation:

1. Topsoil shall be modified according to recommendations from agronomic soil testing laboratory prior to installation of plants.

2. Spread on top of subsoil a 3 inch layer of compost mix prior to planting. Mix shall be incorporated in planting holes during installation.

3. Do not spread compost mix if exposed to freeze, moisture or environmental well.

4. Planting Pits and Trenches: Excavate circular planting pits with sides sloped inward. Tree trees following canopy area spread slightly or equipment root ball and sound — drainage. Do not further disturb trees. Scarify sides of plant pit exposed or smoothed during excavation.

5. Excavated Soil: Separate and use topsoil and as needed prior to planting. If not the topsoil root and remove stones and to improve improved existing tree.

6. Root Collars: Expose root ball for root collars, not more or the point where root flare to root or crown. Root ball shall comply with Florida Grades & Standards.

7. Remove rocks, stones or other deleterious material greater than 1 inch in any 1 direction prior to backfill process.

8. Set tree, palm and shrubs plants and in center of tree planting pit or bunch with top of root ball 2 inches above finish grade.

a. Container Grown: Carefully remove root ball from container without damaging root ball or plant.

b. Ball and Burlapped Root ball: Do not use plant materials if root ball is cracked or broken before or during planting operation. Do not lift plants by the trunk. Remove rope, synthetic twine, plastic and materials that will not decompose in a reasonable time (not to exceed 1 year) after planting.

c. Remove plastic and other distinguishing material that. Wash and remove roots extraneous roots and so practical. When planting pit is approximately one-half backfilled, water thoroughly before proceeding to install.

d. Backfill planting pits with distinguishing material that. Wash and remove roots extraneous roots and so practical. When planting pit is approximately one-half backfilled, water thoroughly before proceeding to install.

e. Backfill planting pits with distinguishing material that. Wash and remove roots extraneous roots and so practical. When planting pit is approximately one-half backfilled, water thoroughly before proceeding to install.

f. Backfill planting pits with distinguishing material that. Wash and remove roots extraneous roots and so practical. When planting pit is approximately one-half backfilled, water thoroughly before proceeding to install.

g. Backfill planting pits with distinguishing material that. Wash and remove roots extraneous roots and so practical. When planting pit is approximately one-half backfilled, water thoroughly before proceeding to install.

h. Backfill planting pits with distinguishing material that. Wash and remove roots extraneous roots and so practical. When planting pit is approximately one-half backfilled, water thoroughly before proceeding to install.

i. Backfill planting pits with distinguishing material that. Wash and remove roots extraneous roots and so practical. When planting pit is approximately one-half backfilled, water thoroughly before proceeding to install.

j. Backfill planting pits with distinguishing material that. Wash and remove roots extraneous roots and so practical. When planting pit is approximately one-half backfilled, water thoroughly before proceeding to install.

k. Backfill planting pits with distinguishing material that. Wash and remove roots extraneous roots and so practical. When planting pit is approximately one-half backfilled, water thoroughly before proceeding to install.

l. Backfill planting pits with distinguishing material that. Wash and remove roots extraneous roots and so practical. When planting pit is approximately one-half backfilled, water thoroughly before proceeding to install.

m. Backfill planting pits with distinguishing material that. Wash and remove roots extraneous roots and so practical. When planting pit is approximately one-half backfilled, water thoroughly before proceeding to install.

n. Backfill planting pits with distinguishing material that. Wash and remove roots extraneous roots and so practical. When planting pit is approximately one-half backfilled, water thoroughly before proceeding to install.

o. Backfill planting pits with distinguishing material that. Wash and remove roots extraneous roots and so practical. When planting pit is approximately one-half backfilled, water thoroughly before proceeding to install.

p. Backfill planting pits with distinguishing material that. Wash and remove roots extraneous roots and so practical. When planting pit is approximately one-half backfilled, water thoroughly before proceeding to install.

q. Backfill planting pits with distinguishing material that. Wash and remove roots extraneous roots and so practical. When planting pit is approximately one-half backfilled, water thoroughly before proceeding to install.

r. Backfill planting pits with distinguishing material that. Wash and remove roots extraneous roots and so practical. When planting pit is approximately one-half backfilled, water thoroughly before proceeding to install.

s. Backfill planting pits with distinguishing material that. Wash and remove roots extraneous roots and so practical. When planting pit is approximately one-half backfilled, water thoroughly before proceeding to install.

t. Backfill planting pits with distinguishing material that. Wash and remove roots extraneous roots and so practical. When planting pit is approximately one-half backfilled, water thoroughly before proceeding to install.

u. Backfill planting pits with distinguishing material that. Wash and remove roots extraneous roots and so practical. When planting pit is approximately one-half backfilled, water thoroughly before proceeding to install.

v. Backfill planting pits with distinguishing material that. Wash and remove roots extraneous roots and so practical. When planting pit is approximately one-half backfilled, water thoroughly before proceeding to install.

w. Backfill planting pits with distinguishing material that. Wash and remove roots extraneous roots and so practical. When planting pit is approximately one-half backfilled, water thoroughly before proceeding to install.

x. Backfill planting pits with distinguishing material that. Wash and remove roots extraneous roots and so practical. When planting pit is approximately one-half backfilled, water thoroughly before proceeding to install.

y. Backfill planting pits with distinguishing material that. Wash and remove roots extraneous roots and so practical. When planting pit is approximately one-half backfilled, water thoroughly before proceeding to install.

z. Backfill planting pits with distinguishing material that. Wash and remove roots extraneous roots and so practical. When planting pit is approximately one-half backfilled, water thoroughly before proceeding to install.

aa. Backfill planting pits with distinguishing material that. Wash and remove roots extraneous roots and so practical. When planting pit is approximately one-half backfilled, water thoroughly before proceeding to install.

bb. Backfill planting pits with distinguishing material that. Wash and remove roots extraneous roots and so practical. When planting pit is approximately one-half backfilled, water thoroughly before proceeding to install.

cc. Backfill planting pits with distinguishing material that. Wash and remove roots extraneous roots and so practical. When planting pit is approximately one-half backfilled, water thoroughly before proceeding to install.

dd. Backfill planting pits with distinguishing material that. Wash and remove roots extraneous roots and so practical. When planting pit is approximately one-half backfilled, water thoroughly before proceeding to install.

ee. Backfill planting pits with distinguishing material that. Wash and remove roots extraneous roots and so practical. When planting pit is approximately one-half backfilled, water thoroughly before proceeding to install.

ff. Backfill planting pits with distinguishing material that. Wash and remove roots extraneous roots and so practical. When planting pit is approximately one-half backfilled, water thoroughly before proceeding to install.

gg. Backfill planting pits with distinguishing material that. Wash and remove roots extraneous roots and so practical. When planting pit is approximately one-half backfilled, water thoroughly before proceeding to install.

hh. Backfill planting pits with distinguishing material that. Wash and remove roots extraneous roots and so practical. When planting pit is approximately one-half backfilled, water thoroughly before proceeding to install.

ii. Backfill planting pits with distinguishing material that. Wash and remove roots extraneous roots and so practical. When planting pit is approximately one-half backfilled, water thoroughly before proceeding to install.

jj. Backfill planting pits with distinguishing material that. Wash and remove roots extraneous roots and so practical. When planting pit is approximately one-half backfilled, water thoroughly before proceeding to install.

kk. Backfill planting pits with distinguishing material that. Wash and remove roots extraneous roots and so practical. When planting pit is approximately one-half backfilled, water thoroughly before proceeding to install.

ll. Backfill planting pits with distinguishing material that. Wash and remove roots extraneous roots and so practical. When planting pit is approximately one-half backfilled, water thoroughly before proceeding to install.

mm. Backfill planting pits with distinguishing material that. Wash and remove roots extraneous roots and so practical. When planting pit is approximately one-half backfilled, water thoroughly before proceeding to install.

nn. Backfill planting pits with distinguishing material that. Wash and remove roots extraneous roots and so practical. When planting pit is approximately one-half backfilled, water thoroughly before proceeding to install.

oo. Backfill planting pits with distinguishing material that. Wash and remove roots extraneous roots and so practical. When planting pit is approximately one-half backfilled, water thoroughly before proceeding to install.

pp. Backfill planting pits with distinguishing material that. Wash and remove roots extraneous roots and so practical. When planting pit is approximately one-half backfilled, water thoroughly before proceeding to install.

qq. Backfill planting pits with distinguishing material that. Wash and remove roots extraneous roots and so practical. When planting pit is approximately one-half backfilled, water thoroughly before proceeding to install.

rr. Backfill planting pits with distinguishing material that. Wash and remove roots extraneous roots and so practical. When planting pit is approximately one-half backfilled, water thoroughly before proceeding to install.

ss. Backfill planting pits with distinguishing material that. Wash and remove roots extraneous roots and so practical. When planting pit is approximately one-half backfilled, water thoroughly before proceeding to install.

tt. Backfill planting pits with distinguishing material that. Wash and remove roots extraneous roots and so practical. When planting pit is approximately one-half backfilled, water thoroughly before proceeding to install.

uu. Backfill planting pits with distinguishing material that. Wash and remove roots extraneous roots and so practical. When planting pit is approximately one-half backfilled, water thoroughly before proceeding to install.

vv. Backfill planting pits with distinguishing material that. Wash and remove roots extraneous roots and so practical. When planting pit is approximately one-half backfilled, water thoroughly before proceeding to install.

ww. Backfill planting pits with distinguishing material that. Wash and remove roots extraneous roots and so practical. When planting pit is approximately one-half backfilled, water thoroughly before proceeding to install.

xx. Backfill planting pits with distinguishing material that. Wash and remove roots extraneous roots and so practical. When planting pit is approximately one-half backfilled, water thoroughly before proceeding to install.

yy. Backfill planting pits with distinguishing material that. Wash and remove roots extraneous roots and so practical. When planting pit is approximately one-half backfilled, water thoroughly before proceeding to install.

zz. Backfill planting pits with distinguishing material that. Wash and remove roots extraneous roots and so practical. When planting pit is approximately one-half backfilled, water thoroughly before proceeding to install.

aaa. Backfill planting pits with distinguishing material that. Wash and remove roots extraneous roots and so practical. When planting pit is approximately one-half backfilled, water thoroughly before proceeding to install.

bbb. Backfill planting pits with distinguishing material that. Wash and remove roots extraneous roots and so practical. When planting pit is approximately one-half backfilled, water thoroughly before proceeding to install.

ccc. Backfill planting pits with distinguishing material that. Wash and remove roots extraneous roots and so practical. When planting pit is approximately one-half backfilled, water thoroughly before proceeding to install.

ddd. Backfill planting pits with distinguishing material that. Wash and remove roots extraneous roots and so practical. When planting pit is approximately one-half backfilled, water thoroughly before proceeding to install.

eee. Backfill planting pits with distinguishing material that. Wash and remove roots extraneous roots and so practical. When planting pit is approximately one-half backfilled, water thoroughly before proceeding to install.

fff. Backfill planting pits with distinguishing material that. Wash and remove roots extraneous roots and so practical. When planting pit is approximately one-half backfilled, water thoroughly before proceeding to install.

ggg. Backfill planting pits with distinguishing material that. Wash and remove roots extraneous roots and so practical. When planting pit is approximately one-half backfilled, water thoroughly before proceeding to install.

hhh. Backfill planting pits with distinguishing material that. Wash and remove roots extraneous roots and so practical. When planting pit is approximately one-half backfilled, water thoroughly before proceeding to install.

iii. Backfill planting pits with distinguishing material that. Wash and remove roots extraneous roots and so practical. When planting pit is approximately one-half backfilled, water thoroughly before proceeding to install.

jjj. Backfill planting pits with distinguishing material that. Wash and remove roots extraneous roots and so practical. When planting pit is approximately one-half backfilled, water thoroughly before proceeding to install.

kkk. Backfill planting pits with distinguishing material that. Wash and remove roots extraneous roots and so practical. When planting pit is approximately one-half backfilled, water thoroughly before proceeding to install.

lll. Backfill planting pits with distinguishing material that. Wash and remove roots extraneous roots and so practical. When planting pit is approximately one-half backfilled, water thoroughly before proceeding to install.

mmm. Backfill planting pits with distinguishing material that. Wash and remove roots extraneous roots and so practical. When planting pit is approximately one-half backfilled, water thoroughly before proceeding to install.

nnn. Backfill planting pits with distinguishing material that. Wash and remove roots extraneous roots and so practical. When planting pit is approximately one-half backfilled, water thoroughly before proceeding to install.

ooo. Backfill planting pits with distinguishing material that. Wash and remove roots extraneous roots and so practical. When planting pit is approximately one-half backfilled, water thoroughly before proceeding to install.

ppp. Backfill planting pits with distinguishing material that. Wash and remove roots extraneous roots and so practical. When planting pit is approximately one-half backfilled, water thoroughly before proceeding to install.

qqq. Backfill planting pits with distinguishing material that. Wash and remove roots extraneous roots and so practical. When planting pit is approximately one-half backfilled, water thoroughly before proceeding to install.

rrr. Backfill planting pits with distinguishing material that. Wash and remove roots extraneous roots and so practical. When planting pit is approximately one-half backfilled, water thoroughly before proceeding to install.

sss. Backfill planting pits with distinguishing material that. Wash and remove roots extraneous roots and so practical. When planting pit is approximately one-half backfilled, water thoroughly before proceeding to install.

ttt. Backfill planting pits with distinguishing material that. Wash and remove roots extraneous roots and so practical. When planting pit is approximately one-half backfilled, water thoroughly before proceeding to install.

uuu. Backfill planting pits with distinguishing material that. Wash and remove roots extraneous roots and so practical. When planting pit is approximately one-half backfilled, water thoroughly before proceeding to install.

vvv. Backfill planting pits with distinguishing material that. Wash and remove roots extraneous roots and so practical. When planting pit is approximately one-half backfilled, water thoroughly before proceeding to install.

www. Backfill planting pits with distinguishing material that. Wash and remove roots extraneous roots and so practical. When planting pit is approximately one-half backfilled, water thoroughly before proceeding to install.

xxx. Backfill planting pits with distinguishing material that. Wash and remove roots extraneous roots and so practical. When planting pit is approximately one-half backfilled, water thoroughly before proceeding to install.

yyy. Backfill planting pits with distinguishing material that. Wash and remove roots extraneous roots and so practical. When planting pit is approximately one-half backfilled, water thoroughly before proceeding to install.

zzz. Backfill planting pits with distinguishing material that. Wash and remove roots extraneous roots and so practical. When planting pit is approximately one-half backfilled, water thoroughly before proceeding to install.

aaaa. Backfill planting pits with distinguishing material that. Wash and remove roots extraneous roots and so practical. When planting pit is approximately one-half backfilled, water thoroughly before proceeding to install.

bbbb. Backfill planting pits with distinguishing material that. Wash and remove roots extraneous roots and so practical. When planting pit is approximately one-half backfilled, water thoroughly before proceeding to install.

cccc. Backfill planting pits with distinguishing material that. Wash and remove roots extraneous roots and so practical. When planting pit is approximately one-half backfilled, water thoroughly before proceeding to install.

dddd. Backfill planting pits with distinguishing material that. Wash and remove roots extraneous roots and so practical. When planting pit is approximately one-half backfilled, water thoroughly before proceeding to install.

eeee. Backfill planting pits with distinguishing material that. Wash and remove roots extraneous roots and so practical. When planting pit is approximately one-half backfilled, water thoroughly before proceeding to install.

ffff. Backfill planting pits with distinguishing material that. Wash and remove roots extraneous roots and so practical. When planting pit is approximately one-half backfilled, water thoroughly before proceeding to install.

gggg. Backfill planting pits with distinguishing material that. Wash and remove roots extraneous roots and so practical. When planting pit is approximately one-half backfilled, water thoroughly before proceeding to install.

hhhh. Backfill planting pits with distinguishing material that. Wash and remove roots extraneous roots and so practical. When planting pit is approximately one-half backfilled, water thoroughly before proceeding to install.

iiii. Backfill planting pits with distinguishing material that. Wash and remove roots extraneous roots and so practical. When planting pit is approximately one-half backfilled, water thoroughly before proceeding to install.

jjjj. Backfill planting pits with distinguishing material that. Wash and remove roots extraneous roots and so practical. When planting pit is approximately one-half backfilled, water thoroughly before proceeding to install.

kkkk. Backfill planting pits with distinguishing material that. Wash and remove roots extraneous roots and so practical. When planting pit is approximately one-half backfilled, water thoroughly before proceeding to install.

llll. Backfill planting pits with distinguishing material that. Wash and remove roots extraneous roots and so practical. When planting pit is approximately one-half backfilled, water thoroughly before proceeding to install.

mmmm. Backfill planting pits with distinguishing material that. Wash and remove roots extraneous roots and so practical. When planting pit is approximately one-half backfilled, water thoroughly before proceeding to install.

nnnn. Backfill planting pits with distinguishing material that. Wash and remove roots extraneous roots and so practical. When planting pit is approximately one-half backfilled, water thoroughly before proceeding to install.

oooo. Backfill planting pits with distinguishing material that. Wash and remove roots extraneous roots and so practical. When planting pit is approximately one-half backfilled, water thoroughly before proceeding to install.

pppp. Backfill planting pits with distinguishing material that. Wash and remove roots extraneous roots and so practical. When planting pit is approximately one-half backfilled, water thoroughly before proceeding to install.

qqqq. Backfill planting pits with distinguishing material that. Wash and remove roots extraneous roots and so practical. When planting pit is approximately one-half backfilled, water thoroughly before proceeding to install.

rrrr. Backfill planting pits with distinguishing material that. Wash and remove roots extraneous roots and so practical. When planting pit is approximately one-half backfilled, water thoroughly before proceeding to install.

ssss. Backfill planting pits with distinguishing material that. Wash and remove roots extraneous roots and so practical. When planting pit is approximately one-half backfilled, water thoroughly before proceeding to install.

tttt. Backfill planting pits with distinguishing material that. Wash and remove roots extraneous roots and so practical. When planting pit is approximately one-half backfilled, water thoroughly before proceeding to install.

uuuu. Backfill planting pits with distinguishing material that. Wash and remove roots extraneous roots and so practical. When planting pit is approximately one-half backfilled, water thoroughly before proceeding to install.

vvvv. Backfill planting pits with distinguishing material that. Wash and remove roots extraneous roots and so practical. When planting pit is approximately one-half backfilled, water thoroughly before proceeding to install.

wwww. Backfill planting pits with distinguishing material that. Wash and remove roots extraneous roots and so practical. When planting pit is approximately one-half backfilled, water thoroughly before proceeding to install.

xxxx. Backfill planting pits with distinguishing material that. Wash and remove roots extraneous roots and so practical. When planting pit is approximately one-half backfilled, water thoroughly before proceeding to install.

yyyy. Backfill planting pits with distinguishing material that. Wash and remove roots extraneous roots and so practical. When planting pit is approximately one-half backfilled, water thoroughly before proceeding to install.

zzzz. Backfill planting pits with distinguishing material that. Wash and remove roots extraneous roots and so practical. When planting pit is approximately one-half backfilled, water thoroughly before proceeding to install.

aaaaa. Backfill planting pits with distinguishing material that. Wash and remove roots extraneous roots and so practical. When planting pit is approximately one-half backfilled, water thoroughly before proceeding to install.

bbbbb. Backfill planting pits with distinguishing material that. Wash and remove roots extraneous roots and so practical. When planting pit is approximately one-half backfilled, water thoroughly before proceeding to install.

ccccc. Backfill planting pits with distinguishing material that. Wash and remove roots extraneous roots and so practical. When planting pit is approximately one-half backfilled, water thoroughly before proceeding to install.

ddddd. Backfill planting pits with distinguishing material that. Wash and remove roots extraneous roots and so practical. When planting pit is approximately one-half backfilled, water thoroughly before proceeding to install.

eeeee. Backfill planting pits with distinguishing material that. Wash and remove roots extraneous roots and so practical. When planting pit is approximately one-half backfilled, water thoroughly before proceeding to install.

fffff. Backfill planting pits with distinguishing material that. Wash and remove roots extraneous roots and so practical. When planting pit is approximately one-half backfilled, water thoroughly before proceeding to install.

ggggg. Backfill planting pits with distinguishing material that. Wash and remove roots extraneous roots and so practical. When planting pit is approximately one-half backfilled, water thoroughly before proceeding to install.

hhhhh. Backfill planting pits with distinguishing material that. Wash and remove roots extraneous roots and so practical. When planting pit is approximately one-half backfilled, water thoroughly before proceeding to install.

iiiii. Backfill planting pits with distinguishing material that. Wash and remove roots extraneous roots and so practical. When planting pit is approximately one-half backfilled, water thoroughly before proceeding to install.

jjjjj. Backfill planting pits with distinguishing material that. Wash and remove roots extraneous roots and so practical. When planting pit is approximately one-half backfilled, water thoroughly before proceeding to install.

kkkkk. Backfill planting pits with distinguishing material that. Wash and remove roots extraneous roots and so practical. When planting pit is approximately one-half backfilled, water thoroughly before proceeding to install.

lllll. Backfill planting pits with distinguishing material that. Wash and remove roots extraneous roots and so practical. When planting pit is approximately one-half backfilled, water thoroughly before proceeding to install.

mmmmm. Backfill planting pits with distinguishing material that. Wash and remove roots extraneous roots and so practical. When planting pit is approximately one-half backfilled, water thoroughly before proceeding to install.

nnnnn. Backfill planting pits with distinguishing material that. Wash and remove roots extraneous roots and so practical. When planting pit is approximately one-half backfilled, water thoroughly before proceeding to install.

ooooo. Backfill planting pits with distinguishing material that. Wash and remove roots extraneous roots and so practical. When planting pit is approximately one-half backfilled, water thoroughly before proceeding to install.

ppppp. Backfill planting pits with distinguishing material that. Wash and remove roots extraneous roots and so practical. When planting pit is approximately one-half backfilled, water thoroughly before proceeding to install.

qqqqq. Backfill planting pits with distinguishing material that. Wash and remove roots extraneous roots and so practical. When planting pit is approximately one-half backfilled, water thoroughly before proceeding to install.

rrrrr. Backfill planting pits with distinguishing material that. Wash and remove roots extraneous roots and so practical. When planting pit is approximately one-half backfilled, water thoroughly before proceeding to install.

sssss. Backfill planting pits with distinguishing material that. Wash and remove roots extraneous roots and so practical. When planting pit is approximately one-half backfilled, water thoroughly before proceeding to install.

ttttt. Backfill planting pits with distinguishing material that. Wash and remove roots extraneous roots and so practical. When planting pit is approximately one-half backfilled, water thoroughly before procee

VALVE SCHEDULE

NUMBER	MODEL	SIZE	TYPE	GPM	GPM 1/4"	GPM 1/2"	GPM 1 1/4"	GPM 1 1/2"	PERIMETER	VALVE LOSS	PSI @ POC	PRESSURE
1	Rain Bird XCZ-100-LCD	1-1/2"	Area to Irrigate	22.40	1,320 LF	448.0	162.0	89.4	4.9	3	48.30	1.00 inch

Item 6

WATERING SCHEDULE

NUMBER	MODEL	TYPE	PRESSURE	PLANTERS	VEGETATED	GALLONS	GALLDAY
1	Rain Bird XCZ-100-LCD	Area to Irrigate TOTALS	1.00 inch	1	40	1,000	301.0
					40	1,000	301.0

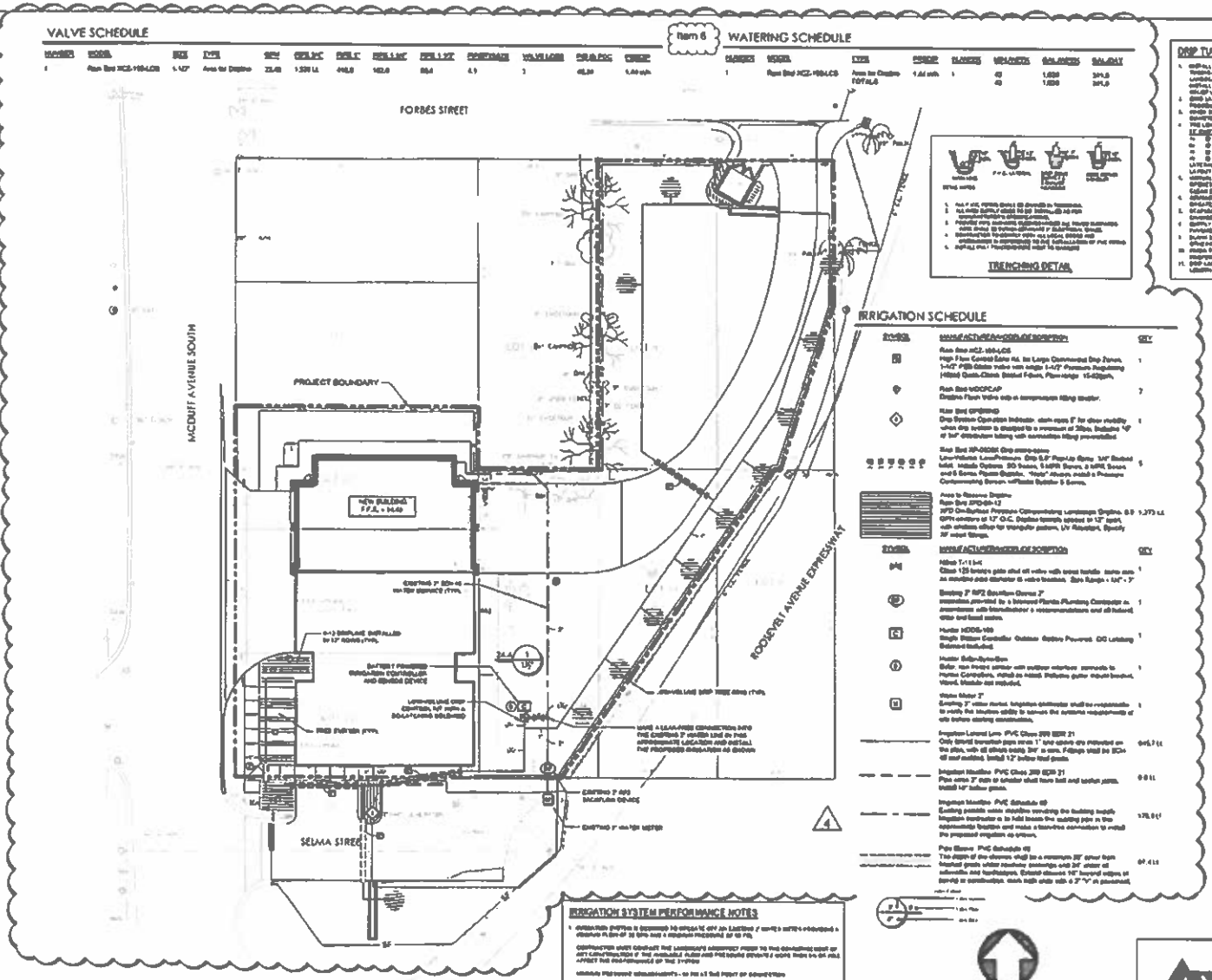

TRENCHING DETAIL

IRRIGATION SCHEDULE

SYMBOL	MANUFACTURER/MODEL DESCRIPTION	QTY
	Rain Bird XCZ-100-LCD High Flow Control Valve Kit, for Large Commercial Drip Zones, 1-1/2" PGV Globe Valve with single 1-1/2" Pressure Regulating Filtered Quick-Clean Basket Filter, Flow range 15-60gpm.	1
	Rain Bird XDCPCAP Dripline Flush Valve cap w/ compression fitting adapter.	7
	Rain Bird QDF0500 Drip System Operation Indicator, alert signal 8" for other visibility when drip system is charged to a minimum of 20psi. Suitable 1/4" or 3/4" distribution tubing with compression fitting pressurized.	1
	Rain Bird 1804-PRS-30-CM Drip emitter Low-Volume Low-Pressure Drip 0.5" Pop-Up Spray, 360° Swivel Inlet, Include Options: 30 Psi-Inlet, 0.5 MPR Stream, 2 MPR Stream and 6 Series Plastic Spatula. "Note" Always install a Pressure Compensating Screen w/Plastic Spatula 6 Series.	5
	Area to Receive Dripline Rain Bird XFD-06-12 XFD On-Surface Pressure Compensating Landscape Dripline, 0.6 GPH emitters at 12" O.C. Dripline barrel spaced in 12" rows, with emitters offset for triangular pattern. UV Resistant, Specify 24" inlet flange.	1,373 LF

SYMBOL	MANUFACTURER/MODEL DESCRIPTION	QTY
	Nibco T-113-K Class 125 bronze gate shut off valve with wood handle. Inline valve as needed and diameter to valve location. Size Range = 1/4" - 3"	1
	Existing 2" SDR Backflow Preventer 2" assembly provided by a licensed Florida Plumbing Contractor in accordance with manufacturer's recommendations and all federal, state and local codes.	1
	Hunter HCC6-100 Single Station Controller Outdoor Battery Powered, DC Latching Solenoid Included.	1
	Hunter Solar-Sync Solar, rain freeze sensor with outdoor wireless connects to Hunter Controllers, Sensor is rated Weather guard mount bracket, Wired, Module not included.	1
	Water Meter 2" Existing 2" water meter. Irrigation contractor shall be responsible to verify the meters ability to service the systems requirements of site before starting construction.	1
	Irrigation Lateral Line PVC Class 200 SDR 21 Only lateral transition pipe from 1" line above are installed on the site, with all others using 3/4" or less. Fittings shall be SCH 40 and molded. Install 12" below final grade.	945.7 LF
	Irrigation Mainline PVC Class 200 SDR 21 Pipe sizes 2" inch or smaller shall have bell and spigot joints. Install 18" below grade.	0.0 LF
	Irrigation Mainline PVC Schedule 40 Existing potable water stubbing servicing the building supply. Irrigation contractor is to hot tap the existing pipe in the appropriate location and make a transition connection to install the proposed irrigation system.	175.0 LF
	Pipe Sleeve PVC Schedule 40 The depth of the sleeves shall be a minimum 24" after from finished grade under roadway centerlines and 24" under all sidewalks and hardscapes. Extend sleeves 18" beyond edges of roadway or sidewalks. Each both ends with a 2" "V" or pennant.	64.4 LF

DRIP TUBING NOTES

GENERAL IRRIGATION NOTES

IRRIGATION SYSTEM PERFORMANCE NOTES

1. IRRIGATION SYSTEM IS DESIGNED TO OPERATE AT OR LESS THAN 2" WATER WITH PROVIDED A STATIC PRESSURE OF 50 PSI AND A DESIGN PRESSURE OF 50 PSI.

   CONTRACTOR MUST CONFIRM THE MINIMUM STATIC PRESSURE PRIOR TO THE COMMENCEMENT OF ANY CONSTRUCTION IF THE AVAILABLE FLOW AND PRESSURE DEVIATES MORE THAN 5% OR WILL AFFECT THE PERFORMANCE OF THE SYSTEM.

   [illegible] REQUIREMENTS - AS PER THE PERMIT OF CONSTRUCTION

2. HEAD LAYOUT IS BASED ON SAID INFORMATION PROVIDED. HEAD SHALL BE ADJUSTED TO ACCOMMODATE FIELD VARIFICATION SHALL CONTAINED NEW CONTOUR AND GENERAL OVERLAPPING OF 5 PAGES AREAS AND SHALL.

3. 2" PIPE SHALL NOT BE USED FOR LATERAL PIPES

BEFORE YOU DIG!
CALL 811 TWO WORKING DAYS BEFORE YOU DIG
SUNSHINE STATE 811
Know what's below. Call before you dig.

IRR. DESIGN
AN IRRIGATION DESIGN COMPANY
3010 ELAIN DR.
ORLANDO, FLORIDA 32808
PHONE (407) 658-5780
www.irrdesign.com
Jason McGrey
irrdesign@gmail.com

AULD & WHITE CONSTRUCTORS

ENB ARCHITECTS

SCOTT A. GRAGY AIA

PERMIT SET
08/18/21

FL REG AR0015016

REVISIONS			
0			
1			
2			
3			
4			
5			

SCALE 1" = 20'	CITY OF JACKSONVILLE, FLORIDA DEPARTMENT OF PUBLIC WORKS	
DATE 08/18/21	DRAWN BY MEG	PROJECT # 19000

FIRE STATION #10 NEW APPARATUS BAY
1055 S MCDUFF AVENUE, JACKSONVILLE, FL 32205
IRRIGATION PLAN

SHEET NO. IR1.1

08/17/22
Other Doc. No 513
AWC Project No 1719

Item 8

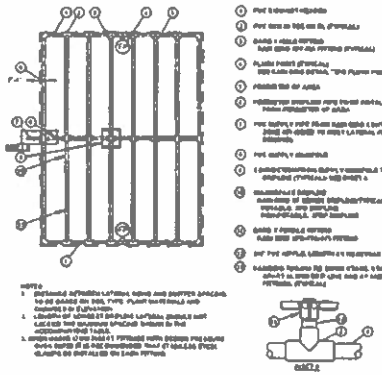

XFD ON-SURFACE DRIPLINE - CENTER FEED LAYOUT

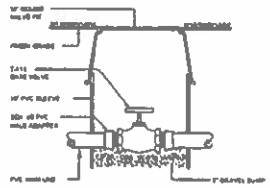

ISOLATION GATE VALVE

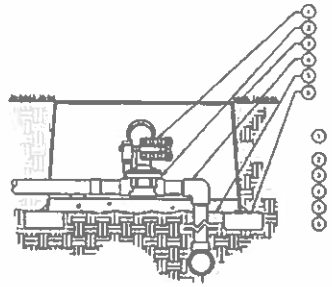

NODE ON VALVE DETAIL

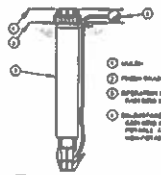

ON-SURFACE DRIPLINE OPERATIONAL INDICATOR

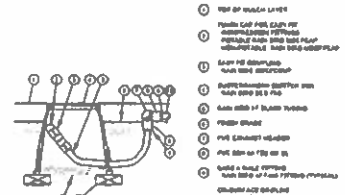

XFD ON-SURFACE DRIPLINE FLUSH POINT

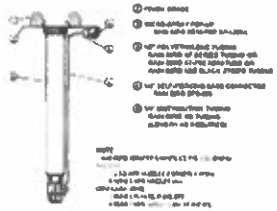

FERN-POP MICRO SPRAY

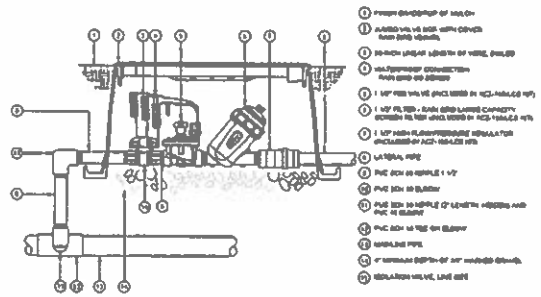

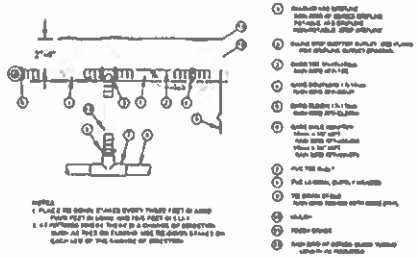

XFD ON-SURFACE DRIPLINE RISER ASSEMBLY

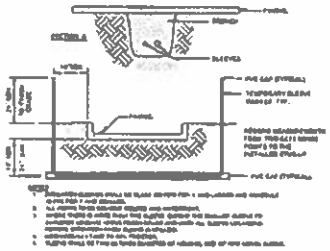

IRRIGATION SLEEVE DETAIL

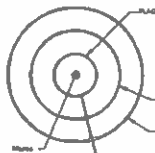

TREE RING DETAIL

blueleaf landscape

BLUE LEAF LANDSCAPE
1040 PENDING ROAD
JACKSONVILLE, FLORIDA 32218
(904) 641-1036

CALL 811 BEFORE YOU DIG

IRR. DESIGN
AN IRRIGATION DESIGN COMPANY
3819 ELLEN DR
ORLANDO, FLORIDA 32806
PHONE (407) 866-8700
www.irrdesign.com
Jason McCrary

AULD & WHITE CONSTRUCTORS

END ARCHITECTS

SCOTT A. BRADY, AIA

PERMIT SET
08/18/21

FL REG AR0015016

CITY OF JACKSONVILLE, FLORIDA
DEPARTMENT OF PUBLIC WORKS

DATE 08/18/21

Other Doc. No 513
AWC Project no 1710

FIRE STATION #10 NEW APPARATUS BAY
1053 S. MCDUFF AVENUE, JACKSONVILLE, FL 32205
IRRIGATION NOTES & DETAILS

SHEET IR2.1

AULD & WHITE
CONSTRUCTORS • LLC

Item 7

EXHIBIT L-8

8/26/2022

Re: COJ Fire Station No. 10 Addition & Renovation
AWC Project Number: 1719-

Mr. Daryl Weinstein
City of Jacksonville
214 North Hogan Street, 10th Floor
Jacksonville, FL 32202

Dear Mr. Weinstein:

Please accept this letter as our Proposed Change Order No. 64 for the following additional work:

-Relocate Acknowledgement Button at Chief Room
-Replace Grilles in Existing Dining Room
-Install Dimmer Switches at Existing Dining & Chief Room.
-Tying Shower light fixtures into main restroom switch.
-Install additional end panels at Red Racks in Apparatus Bay 101 to space the racks out more.
-Relocate Ice Maker temporarily to extractor pad due to it being installed on a sidewalk that was getting demolished and replaced.
-Install Quarry Tile Base where missing and replace quarry tile where SOG was demolished for cast iron pipe replacement per PCO No. 45.
-Meter fee reimbursement.
-Replace control board at existing overhead door.
-Install quarry tile to match existing.
-Installing new breakers for JFRD replaced Air Handling Unit & Condenser & Terminating both units.

TOTAL AMOUNT OF THIS PROPOSED CHANGE NO. 64.....**$13,713.40**

Please indicate your approval and Owner's acceptance by signing in the space provided below and return one (1) copy for our files. Upon acceptance of same, we will prepare a Change Order for execution.

Sincerely,

Brett Nansen

Brett Nansen
Project Manager

c:

Attachments

ACCEPTED:

EXHIBIT L-8

AULD & WHITE
CONSTRUCTORS • LLC

Item 7

City of Jacksonville

BY: _____

DATE: _____

EXHIBIT L-8

Change Order Request

Item 7

AULD & WHITE CONSTRUCTORS, LLC
4168 Southpoint Parkway, Suite 101
Jacksonville, FL 32216
Phone: 904-296-2555

Owner : City of Jacksonville
214 N. Hogan Street, 10th Floor
Jacksonville, FL 32202

Project: 1719- COJ Fire Station No. 10 Addition & Renovation
1055 S. McDuff Avenue
Jacksonville, FL 32205

Change Order Request # : 64 - Punch Walk Added Items & Misc. Items

Phase	Description	Cost Type	Est Units	Est HRs	UM	Est Unit Cost	Estimated Cost
01143.	JEA USAGE FEES	2 SUB	0.00	0.00	LS	0.00	$ 1,170.00
08320.	OVERHEAD DOORS	2 SUB	0.00	0.00	LS	0.00	$ 491.88
09310.	CERAMIC TILE	2 SUB	0.00	0.00	LS	0.00	$ 1,650.00
10120.	TOILET & BATH ACCESSORIES	2 SUB	0.00	0.00	LS	0.00	$ 327.51
15200.	PLUMBING	2 SUB	0.00	0.00	LS	0.00	$ 994.04
15500.	HVAC	2 SUB	0.00	0.00	LS	0.00	$ 800.00
16011.	ELECTRICAL SUBCONTRACT	2 SUB	0.00	0.00	LS	0.00	$ 6,678.97

Bond	0.90%	122.00
Builders Risk	0.58%	72.00
General Liability Insurance	1.08%	132.00
Labor Burden	55.00%	0.00
Misc Tools & Equipment	12.00%	0.00
Overhead and Profit	10.00%	1,231.00
Pollution Insurance	0.32%	44.00
Printing Costs	0.00%	0.00
Sales Tax	7.50%	0.00
	Total For Change Order	**$13,713.40**

Approved By: City of Jacksonville

Signed: _____

Date: _____

Submitted By: AULD & WHITE CONSTRUCTORS, LLC

Signed: _____

Date: _____

EXHIBIT L-8

Item 7

MECHANICAL

Change Order #4

Project:	Customer:	Prepared By:
21-130 - Fire station #10 Plumbing Contract #NA Contract Date: 11/5/2021	Auld & White Constructors, LLC 4168 Southpoint Parkway Suite 101 Jacksonville FL 32216	Chris Gilbert cgilbert@krmechanical.com 7/26/2022

1. Ice Maker Relocation **$994.04**

Description of Change:
Temporarily relocated ice machine from existing building to new apparatus bay.

Removed outside water pipe that was serving the ice machine in order for the sidewalk to be poured.

Installed ice machine on the extractor pad and piped the filter system and drain line.

Item	*QTY*	*Price*	*Subtotal*
Pipe and Fittings	1.00	$94.04	$94.04
Labor (Installation)	1.00	$900.00	$900.00

Total Price:	**$994.04**
Original Contract Sum:	$69,712.00
Net Change by Previously Authorized Change Orders:	$0.00
Adjusted Contract Sum Prior to This Change Order:	$69,712.00
Value of This Change Order:	$994.04
Revised Contract Total:	$70,706.04

We hereby agree to make the changes specified for Total Price listed above.

CONTRACTOR: Chris Gilbert 7/26/2022
KR Mechanical, LLC

Item 7

The above prices and specifications of this Change Order are satisfactory and ~~are hereby accepted~~. All work shall be performed under the same terms and conditions as specified in the original contract unless otherwise stipulated.

ACCEPTED BY: _____

Auld & White Constructors, LLC

EXHIBIT L-8

Holman, Inc.
Construction Specialties & More

Item 7

Estimate Proposal

Date: 7/28/2022
Quotation No. 24266

To:

AULD & WHITE CONSTRUCTORS, LLC
4168 SOUTHPOINT PARKWAY
SUITE 101
JACKSONVILLE, FL 32216

Project: 15037 Fire Station 10
Location:
Estimator: SCOTT
Terms: Net 30
Addendum

WE PROPOSE TO: Furnish/Ins... [x] Furnish [ ] Install [ ]

CBC1258919

Description	Qty	Price	Total
1 ea. GRO-DP-20 DIVIDER PANEL		304.66	304.66T

Subtotal		$304.66
Sales Tax (7.5%)	$22.85	
Total		**$327.51**

Quote is valid for 20 days. Quote is based on Holman, Inc. current insurance coverage. Additional coverage, waivers or endorsements may result in additional costs to the requester. Holman, Inc. is a certified WMBE, DBE, and JSEB company. Subcontracts with a value less than $2,500 will incur a $200.00 processing fee. Simple Purchase Orders and Signed Sales Orders do not incur any fee. Some items may be non-returnable due to their custom nature. Items that are returnable will incur a 35% restocking fee and additional freight charges. Cancellation of an order prior to fabrication will incur a $75 fee. Cancelation fees after fabrication begins are not pre-determined. This is a package quote, any changes to scope or quantity will result in price change.

PHONE (904) 781-4531 * FAX (904) 781-2142 * E-MAIL sales@holman-inc.com

P.O. Box 24808, Jacksonville, FL 32241
Phone: 904-296-0023 Fax: 904-296-9689

EXHIBIT L-8

Item 7

Carpet Is Just The Beginning

******* OFFER GOOD FOR 30 DAYS FROM DATE OF PROPOSAL *******

July 21, 2022

Charlie Broughton
Auld & White Constructors
4168 Southpoint Pkwy, Ste #101
Jacksonville, FL 32216
Phone: (904) 296-2555
Fax: (904) 296-6990
Email: cbroughton@auld-white.com

Re: FIRE STATION #10
Bid # 024700 CO- 009 ADD ADDITIONAL TILE AND BASE

Price to supply and install the following flooring material as specified is:
Scope of Work:

DALTILE QUARRY TILE 6X6 NON-AB
RED BLAZE G1 0Q40
DALTILE QUARRY TILE Q-3565 NON-AB
RED BLAZE G1 OQ40 66 LF

Total Price $1,350.00

If proposal meets your approval, please sign and email back.

Salesman _____ Approved_____
DAVID EVANS
devans@dixiecc.com
STANDARD CONDITIONS OF PROPOSAL

Applicable Taxes Included - Standard Freight Included - No Wax or Cleaning of Any Finished Floors - Performance / Payment Bonds Not Included - No Major Prep Included - No Removal of Existing Material - No Furniture Moving - No Disconnect of I.T. Wiring - No Weekend or Night Labor
SUBFLOOR: Proposal assumes concrete substrate or any subfloor to be within acceptable tolerances for Installation of new floor finishes, as per manufacturer specifications and instructions. Floor protection Not included. Moisture Remediation and PH Reduction not included.
Subject to acceptance of our insurance coverage.
CREDIT APPROVAL: New or inactive accounts are subject to credit approval and may be subject to 50% Deposit
TAX EXEMPT TRANSACTIONS: For Tax Exempt Transactions, material purchase orders need to be issued to Commercial Flooring Systems, LLC a subsidiary of Dixie Contract Carpet, Inc. - Tax Exempt Certificates must Be on file prior to ordering material. ** Pollution Insurance Not Covered ***
Any costs incurred due to OSHA requirements ARE NOT INCLUDED IN OUR PROPOSAL
~~~ OUR QUOTE INCLUDES ANY TARIFFS ASSESSED ON MATERIAL AS OF THE DATE OF THE QUOTE. WE RESERVE THE RIGHT TO INCREASE OUR PRICE SHOULD ADDITIONAL TARIFFS BE LEVIED. ~~~
~~~

P.O. Box 24808, Jacksonville, FL 32241
Phone: 904-296-0023 Fax: 904-296-9689

EXHIBIT L-8
Item 7

Carpet Is Just The Beginning

******* OFFER GOOD FOR 30 DAYS FROM DATE OF PROPOSAL *******

August 9, 2022

Charlie Broughton
Auld & White Constructors
4168 Southpoint Pkwy, Ste #101
Jacksonville, FL 32216
Phone: (904) 296-2555
Fax: (904) 296-6990
Email: cbroughton@auld-white.com

Re: FIRE STATION #10
Bid # 024700 CO- 010 ADD TO REINSTALL ADDITIONAL

Price to install the following flooring material as specified is:

Scope of Work:

ADD FOR ADDITIONAL TRIP TO
INSTALL OWNER SUPPLIED QUARRY TILE

Total Price $300.00

If proposal meets your approval, please sign and email back.

Salesman _____ Approved_____
DAVID EVANS
devans@dixiecc.com
STANDARD CONDITIONS OF PROPOSAL

Applicable Taxes Included - Standard Freight Included - No Wax or Cleaning of Any Finished Floors - Performance / Payment Bonds Not Included - No Major Prep Included - No Removal of Existing Material - No Furniture Moving - No Disconnect of I.T. Wiring - No Weekend or Night Labor
SUBFLOOR: Proposal assumes concrete substrate or any subfloor to be within acceptable tolerances for Installation of new floor finishes, as per manufacturer specifications and instructions. Floor protection Not included. Moisture Remediation and PH Reduction not included.
Subject to acceptance of our insurance coverage.
CREDIT APPROVAL: New or inactive accounts are subject to credit approval and may be subject to 50% Deposit
TAX EXEMPT TRANSACTIONS: For Tax Exempt Transactions, material purchase orders need to be issued to Commercial Flooring Systems, LLC a subsidiary of Dixie Contract Carpet, Inc. - Tax Exempt Certificates must Be on file prior to ordering material. ** Pollution Insurance Not Covered ***
Any costs incurred due to OSHA requirements ARE NOT INCLUDED IN OUR PROPOSAL
~~~ OUR QUOTE INCLUDES ANY TARIFFS ASSESSED ON MATERIAL AS OF THE DATE OF THE QUOTE. WE RESERVE THE RIGHT TO INCREASE OUR PRICE SHOULD ADDITIONAL TARIFFS BE LEVIED. ~~~
~~~

EXHIBIT L-8

Southern Technologies of Jacksonville, Inc.

270 East US 90
Baldwin,Fl. 32234
Phone: (904) 266-2100
Fax: (904) 266-2177
State Certification # CAC057518

Item 7

May 25, 2022

Attn: Kenny Weiss

Via Fax: email

Re: Fire Station 10 Changes

To whom it may concern;

After reviewing the drawings for the Fire Station 10 Changes, we are pleased to offer you the following proposal

DIFFUSER REPLACEMENT

- Furnish and replace (5) HVS style diffusers with new. Reconnecting to existing duct.

Total price for this scope of work will be **$800.00.**
Materials $500.00
Labor $300.00

DRYER VENT RELOCATION

- Furnish labor and materials to re-route dryer venting to new location.

Total price for this scope of work will be **$1550.00.**
Materials $600.00
Labor $950.00

COPPER WALL CAP

- Price to replace specified wall cap to copper wall cap.

Total price for this scope of work will be **$350.00.**

Exclusions

- **Any high voltage electrical, wiring from smoke detectors to fire alarm panels, cutting or patching of any floors, walls or roof, drywall access panels, fire protection, plumbing, and any other items not mentioned in the aforementioned quote.**
- **Any and all controls for operation of fans which includes starters CO, NO2 sensors.**

Thank you for the opportunity to quote. In the event that you have any questions, please do not hesitate to let me know. We look forward to working with you.

Item 7

Sincerely,

Marty Hanks

EXHIBIT L-8

Item 7

T & M Electric of Clay County, LLC.

200 College Drive
Orange Park, Florida 32065

Phone: (904)-272-0272

Fax: (904)-276-7689

PROPOSAL

DATE: August 24, 2022

PROPOSAL SUBMITTED TO:

Auld & White Constructors
1458 Southpoint Parkway
Jacksonville, Florida 32216
Attn: Brett Nansen

Project: **Fire Station 10 Changes**

1. Provide junction boxes, wiring, devices to add (2) additional low voltage dimming switches to control lighting in the day \ dining area room lighitng per Fire Chief request.

Item Numb	Quantity	Description	Unit Price	Extended Price
				$349.85
		Material		$349.85
		Taxes 7.5%		$26.24
		Labor		$276.48
		Labor Burden		$113.36
		Mark Up 15%		$114.89
		Total		$880.81
		Labor Hours: 8		
		Labor Rate Per Hour $34.56		

Thank you, and please feel free to call me with any questions you may have
Sincerely,

Jerry Anderson
Project Manager

EXHIBIT L-1

Job ID: 21B093-4
Project: DCPS Fire Station 10 Revised

Sub: 21B013-20: Light conrols Dayroom

IntelliBid

Summary by Subtotal

Vendor: GB_JACK **Labor Level:** CONEST **24 Aug 2022 11:27:53**

Subtotal 14 - FLEXIBLE CONDUIT

Item #	Size	Description	Q/M	Quantity	U/M	Mat Unit	Mat Result	Lab Unit	Lab Result	Quo Unit	Quo Result
50012	1/2	FLEXIBLE ALUM CONDUIT	M	16.00	FT	0.8513	13.62	0.0252	0.40	0.0000	0.00
50034	1/2	FLEX COND STRAIGHT CONN	M	4.00	EA	3.2170	12.87	0.0840	0.34	0.0000	0.00
					Subtotal totals:		26.49		0.74		0.00

Subtotal 23 - STEEL BOXES

Item #	Size	Description	Q/M	Quantity	U/M	Mat Unit	Mat Result	Lab Unit	Lab Result	Quo Unit	Quo Result
150248	3-1/2"D 18 0 CI	1G SW-BOX OLD-WORK EARS RX-CLMP	M	2.00	EA	3.4236	6.85	0.5000	1.00	0.0000	0.00
150261		MADISON HOLD-IT BARS- 1PAIR	M	2.00	EA	0.3830	0.77	0.0500	0.10	0.0000	0.00
					Subtotal totals:		7.61		1.10		0.00

Subtotal 29 - MISC WIRE/TECK CABLE

Item #	Size	Description	Q/M	Quantity	U/M	Mat Unit	Mat Result	Lab Unit	Lab Result	Quo Unit	Quo Result
90258	4 PAIR	CAT 5 CABLE-PLENUM	M	50.00	FT	0.7000	35.00	0.0049	0.25	0.0000	0.00
					Subtotal totals:		35.00		0.25		0.00

Subtotal 99 - MISCELLANEOUS ITEMS

Item #	Size	Description	Q/M	Quantity	U/M	Mat Unit	Mat Result	Lab Unit	Lab Result	Quo Unit	Quo Result
9		RJ 45 CONNECTOR	M	4.00	EA	0.1875	0.75	0.0000	0.00	0.0000	0.00
10		CABLE SUPPORT	M	6.00	EA	5.0000	30.00	0.0000	0.00	0.0000	0.00
11		LMDM 101 G	M	2.00	EA	125.0000	250.00	0.0000	0.00	0.0000	0.00
					Subtotal totals:		280.75		0.00		0.00
					Job totals:		349.85		2.08		0.00

Item 7

Grand Material, Quote, Equipment, and Subcontract Total: 349.85

T M Electric Inc
200 College Drive
Orange Park, Fl 32065
Phone:
Web:

EXHIBIT L-8

Item 7

T & M Electric of Clay County, LLC.

200 College Drive
Orange Park, Florida 32065

Phone: (904)-272-0272 Fax: (904)-276-7689

PROPOSAL

DATE: August 22, 2022

PROPOSAL SUBMITTED TO: Auld & White Constructors
1458 Southpoint Parkway
Jacksonville, Florida 32216
Attn: Brett Nansen

Project: **Fire Station 10 Changes**

1. Provide labor and materials to relocate one (1) ACK button from Chief's room to corridor per FC request.
2. Provide labor and materials to install dimming function on dining \ day room lighting.
3. Provide labor and materials to remove and blank (2) single pole switches and connect shower lights with rest room overhead lighting circuit.
4. Provide labor and materials to rewire the 2nd floor lighting in the locker room and restroom.
5. Provide labor and materials to repair the 2nd floor trip light.
6. Provide labor and materials to rewire AHU and Cu servicing the kitchen and gym.
7. Provide labor and materials to clean up wiring and create panel schedule on existing panel P1.
8. Provide labor and materials to install (2) traffic rated in ground junction boxes for gate opener circuitry

Item Numb	Quantity	Description	Unit Price	Extended Price
				$2,196.98
		Material		$2,196.98
		Taxes 7.5%		$164.77
		Labor		$1,900.80
		Labor Burden		$779.33
		Mark Up 15%		$756.28
		Total		$5,798.16
		Labor Hours: 55		
		Labor Rate Per Hour $34.56		

Thank you, and please feel free to call me with any questions you may have
Sincerely,

Jerry Anderson
Project Manager

EXHIBIT L-

Job ID: 21B093-4
Project: DCPS Fire Station 10 Revised

CO: 21B093-19: Miscellaneous Changes

Item 7

IntelliBid

Summary by Subtotal

Vendor: GB_JACK | Labor Level: CONEST | 22 Aug 2022 8:03:22

Subtotal 2 - EMT

Item #	Size	Description	Q/M	Quantity	U/M	Mat Unit	Mat Result	Quote Unit	Quote Result
10047	3/4	EMT	M	40.00	FT	1.7446	69.79	0.0000	0.00
				Subtotal totals:			69.79		0.00

Subtotal 11 - EMT FITTINGS

Item #	Size	Description	Q/M	Quantity	U/M	Mat Unit	Mat Result	Quote Unit	Quote Result
30137	3/4	EMT STEEL-COMP COUPLING	M	4.00	EA	0.6874	2.75	0.0000	0.00
				Subtotal totals:			2.75		0.00

Subtotal 15 - LIQUIDTITE

Item #	Size	Description	Q/M	Quantity	U/M	Mat Unit	Mat Result	Quote Unit	Quote Result
50074	3/4	LIQUIDTITE CONDUIT	M	10.00	FT	1.9525	19.53	0.0000	0.00
50096	3/4	LIQUIDTITE STRAIGHT CONNECTOR	M	2.00	EA	3.7665	7.53	0.0000	0.00
				Subtotal totals:			27.06		0.00

Subtotal 22 - PLATES

Item #	Size	Description	Q/M	Quantity	U/M	Mat Unit	Mat Result	Quote Unit	Quote Result
140580		1G WP BLANK PLATE	M	1.00	EA	0.7744	0.77	0.0000	0.00
				Subtotal totals:			0.77		0.00

Subtotal 23 - STEEL BOXES

Item #	Size	Description	Q/M	Quantity	U/M	Mat Unit	Mat Result	Quote Unit	Quote Result
150248	3-1/2"D 18.0 CI	1G SW-BOX OLD-WORK EARS RX-CLMP	M	1.00	EA	3.3965	3.40	0.0000	0.00
150261		MADISON HOLD-IT BARS- 1PAIR	M	1.00	EA	0.3830	0.38	0.0000	0.00
				Subtotal totals:			3.78		0.00

Subtotal 29 - MISC WIRE/TECK CABLE

Item #	Size	Description	Q/M	Quantity	U/M	Mat Unit	Mat Result	Quote Unit	Quote Result
90030	18/3	PLENUM BGE THERMOSTAT WIRE	M	100.00	FT	0.8112	81.12	0.0000	0.00
				Subtotal totals:			81.12		0.00

Subtotal 31 - THHN/THWN CU

TM Electric, Inc.
200 College Drive
Orange Park, FL 32065
Phone:
Web:

EXHIBIT

Subtotal 31 - THHN/THWN CU

Item #	Size	Description	Q/M	Quantity	U/M	Mat Unit	Mat Result	Quote Unit	Quote Result
70035	8	THHN/THWN CU (STR)	M	202.00	FT	0.6818	137.72	0.0000	0.00
				Subtotal totals:			137.72		0.00

Subtotal 33 - BARE & GREEN WIRE

Item #	Size	Description	Q/M	Quantity	U/M	Mat Unit	Mat Result	Quote Unit	Quote Result
70116	10.	GREEN THHN CU (GRD 60A)	M	101.00	FT	0.3171	32.03	0.0000	0.00
				Subtotal totals:			32.03		0.00

Subtotal 37 - ROMEX/BX/UF/MC

Item #	Size	Description	Q/M	Quantity	U/M	Mat Unit	Mat Result	Quote Unit	Quote Result
70283	12/2	MC CABLE - ALUM JKT W/G	M	140.00	M	0.9525	133.35	0.0000	0.00
				Subtotal totals:			133.35		0.00

Subtotal 42 - WIRE TERMINATIONS

Item #	Size	Description	Q/M	Quantity	U/M	Mat Unit	Mat Result	Quote Unit	Quote Result
100066	#22 to 14	WIRE-NUT SMALL -BLUE	M	30.00	EA	0.1233	3.70	0.0000	0.00
100070	#18 to 8	WIRE-NUT MED - RED	M	52.00	EA	0.2367	12.31	0.0000	0.00
670033	1/2	BX /MC 1-SCR SINGLE STR-CONNECTOR	M	24.00	EA	0.6963	16.71	0.0000	0.00
				Subtotal totals:			32.72		0.00

Subtotal 99 - MISCELLANEOUS ITEMS

Item #	Size	Description	Q/M	Quantity	U/M	Mat Unit	Mat Result	Quote Unit	Quote Result
9		LMRC 211 DIMMING ROOM CONTROLLER	M	1.00	EA	361.2500	361.25	0.0000	0.00
10		LMDM 101 LV DIMMING WALL SWITCH	M	1.00	EA	143.7500	143.75	0.0000	0.00
11		2P 240V HD NEMA 1 NF DISCONNECT	M	1.00	EA	100.0000	100.00	0.0000	0.00
12		2P 240V HD NEMA 3R NF DISCONNECT	M	1.00	EA	112.5000	112.50	0.0000	0.00
13		4' T8 LD LINE VOLT LAMP	M	4.00	EA	10.1500	40.60	0.0000	0.00
14		11X18 TARFFIC RATED IN GROUND BOX	M	2.00	EA	458.9000	917.80	0.0000	0.00
				Subtotal totals:			1,675.90		0.00
				Job totals:			2,196.98		0.00

Item 7

Grand Material, Quote, Equipment, and Subcontract Total: 2,196.98

EXHIBIT L-8

Kenny Weiss

From: Brett Nansen
Sent: Wednesday, August 10, 2022 3:46 PM
To: Kenny Weiss
Subject: FW: 1719 - FS #10 - Meter Fee Due

Item 7

Kenny,

Please issue as a PCO.

Thanks,
Brett

Brett Nansen | Project Manager, LEED®AP
Auld & White Constructors, LLC | **BUILDING YOUR FUTURE**
p. 904.296.2555

From: Melanie Hill <mhill@auld-white.com>
Sent: Monday, May 23, 2022 1:33 PM
To: Brett Nansen <bnansen@auld-white.com>
Subject: 1719 - FS #10 - Meter Fee Due

Brett,

The meter application is approved, and a fee is due of $1,170. (This is just for the meter; the capacity fees were paid previously).

Are we cutting this check and getting reimbursed?

Thanks,
Melanie

Melanie Hill | Permitting Specialist
Auld & White Constructors, LLC | **BUILDING YOUR FUTURE**
p. 904.296.2555

Item 7

EXHIBIT L-8

Invoice

OVERHEAD DOOR CO. OF JACKSONVILLE, INC.
6884 PHILLIPS PARKWAY DRIVE NORTH
JACKSONVILLE, FL 32256
904-268-1627 FAX - 904-268-7204

Date	Invoice #
7/27/2022	138728

Bill To
AULD & WHITE CONSTRUCTION 4168 SOUTHPOINT .PKWY-#101 JACKSONVILLE, FL 32216

Job Address	
Job Name	FIRE STATION #10
Lot	
Contact	

P.O. No.	Terms	Due Date	Rep	Installer
		8/26/2022	RTW	

Description	Qty	Rate	Amount
NEW CONTROL BOARD FOR EXISTING ELECTRIC OPERATOR PER STEVE		225.00	225.00T
LABOR		250.00	250.00
Sales Tax		7.50%	16.88

Total	$491.88
Payments/Credits	$0.00
Balance Due	$491.88

EXHIBIT L-8

AULD & WHITE
CONSTRUCTORS • LLC

Item 8

10/11/2022

Re: COJ Fire Station No. 10 Addition & Renovation
AWC Project Number: 1719-

Mr. Daryl Weinstein
City of Jacksonville
214 North Hogan Street, 10th Floor
Jacksonville, FL 32202

Dear Mr. Weinstein:

Please accept this letter as our Proposed Change Order No. 65 for the following additional work:

The additional cost for:
-(7) EA bollards installed per the attachment. This inlcudes furnishing, installing, the cost to remove and re-install pavers around the bollard locations, and bollard sleeves.
-Installing sheet metal to match the coping cap to wrap the existing wood fascia at the existing Apparatus Bay building.
-Sodding the section North of the Apparatus Bay that JFRD was looking into doing turf. The cost for this sod was taken out and returned to COJ in PCO No. 62 when it was assumed that JFRD was going to have turf installed.

TOTAL AMOUNT OF THIS PROPOSED CHANGE NO. 65.....**$16,474.52**

Please indicate your approval and Owner's acceptance by signing in the space provided below and return one (1) copy for our files. Upon acceptance of same, we will prepare a Change Order for execution.

Sincerely,

Brett Nansen

Brett Nansen
Project Manager

c:

Attachments

ACCEPTED:

City of Jacksonville

BY: _____

DATE: _____

EXHIBIT L-8

AULD & WHITE
CONSTRUCTORS • LLC

Item 8

EXHIBIT L-8

Change Order Request

Item 8

AULD & WHITE CONSTRUCTORS, LLC
4168 Southpoint Parkway, Suite 101
Jacksonville, FL 32216
Phone: 904-296-2555

Owner : City of Jacksonville
214 N. Hogan Street, 10th Floor
Jacksonville, FL 32202

Project: 1719- COJ Fire Station No. 10 Addition & Renovation
1055 S. McDuff Avenue
Jacksonville, FL 32205

Change Order Request # : 65 - Bollards, Pavers, & Roof Fascia Trim, Access Control Headend

Phase	Description	Cost Type	Est Units	Est HRs	UM	Est Unit Cost		Estimated Cost
05501.	BOLLARDS INSTALL IN PAVERS	1 MAT	0.00	0.00	LS	0.00	$	2,449.52
02800.	LANDSCAPING & IRRIGATION	2 SUB	0.00	0.00	LS	0.00	$	2,280.00
05501.	BOLLARDS INSTALL IN PAVERS	2 SUB	0.00	0.00	LS	0.00	$	2,800.00
07520.	ROOFING SUBCONTRACT	2 SUB	0.00	0.00	LS	0.00	$	6,016.00
05501.	BOLLARDS INSTALL IN PAVERS	3 LABOR	0.00	0.00	LS	0.00	$	497.00

Bond	0.90%	147.00
Builders Risk	0.58%	81.00
General Liability Insurance	1.08%	152.00
Labor Burden	55.00%	273.00
Misc Tools & Equipment	12.00%	60.00
Overhead and Profit	10.00%	1,481.00
Pollution Insurance	0.32%	53.00
Printing Costs	0.00%	2.00
Sales Tax	7.50%	183.00
	Total For Change Order	**$16,474.52**

Approved By: City of Jacksonville

Signed: _____

Date: _____

Submitted By: AULD & WHITE CONSTRUCTORS, LLC

Signed: _____

Date: _____

EXHIBIT L-8

Kenny Weiss

From:	Anthony Cavossa <anthony@pittmanconcrete.com>
Sent:	Friday, September 16, 2022 2:11 PM
To:	Kenny Weiss
Cc:	Shawn McNeely
Subject:	RE: 1719 - FS 10 - Bollards Install
Follow Up Flag:	Follow up
Flag Status:	Completed

Item 8

EXTERNAL EMAIL - EXERCISE CAUTION OPENING LINKS OR ATTACHMENTS

Kenny –

If A&W can remove and re-install the pavers, we will excavate, install and pour the bollards for $400 ea. Bollards to be supplied by others.

Let me know if you would like to proceed.

$400 x (7)
Bollards = $2,800

Call me to discuss pricing if need be.

AC

Anthony L. Cavossa | Vice President
A.A. Pittman & Sons Concrete Co, Inc.
650 E. 27th Street
Jacksonville, FL 32206
(904) 731-8178 x238
(904) 837-6868 ** NEW CELL **
Anthony@pittmanconcrete.com

A.A. Pittman & Sons CONCRETE CO., INC.

From: Shawn McNeely <shawn@pittmanconcrete.com>
Sent: Friday, September 16, 2022 7:40 AM
To: Anthony Cavossa <anthony@pittmanconcrete.com>
Subject: FW: 1719 - FS 10 - Bollards Install

Anthony,

Here is what they are asking us to do with the bollards. If you have any questions let me know.

Thanks,

Shawn McNeely, President **Shawn McNeely**

EXHIBIT I-8

RAM TOOL
CONSTRUCTION SUPPLY CO

Jacksonville
6773 PHILLIPS INDUSTRIAL LANE
JACKSONVILLE FL 32256
Tel : 904-262-2903
Fax:

Item 8

Order Confirmation

Sold-To-Party : 123409
AULD & WHITE CONSTRUCTORS INC
4168 SOUTHPOINT PKWY STE 101
JACKSONVILLE FL 32216

Ship-To-Party : 5513406
FIRE STATION #10 - MCDUFF
1055 MCDUFF AVE S
JACKSONVILLE FL 32205

Information

Order Number	8356888
Order Created Date	09/23/2022
Customer Number	123409
Customer PO#	1719
Inside Salesman	Stacy Nelson
Outside Salesman	David Knowles
Outside Salesman 2	
Incoterm	004 Truck Delivery
Terms of Payment	2.000 % discount until day 10 of subsequent month

Notes for Customer :

Item	Material/Description	Quantity	Price Per	Unit	Amount
*10	SPECIALTIES MISC Smooth Bollard Sleeve - 4 x 56", Yellow	7.00 EA	55.75	1 EA	390.25
	Items total:				390.25
	***Sales Tax:**				29.27
	Restocking Fee:				0.00
	Total Amount:				**$ 419.52**

Signature _____ Date _____

** Freight and Tax subject to change **

EXHIBIT L-8

Jacksonville Steel Products, Inc.

6085 Greenland Road
Jacksonville, Florida 32258
Telephone (904) 268-3364
Fax (904) 268-0630

Item 8

Proposal

September 1, 2022

Project: Fire Station #10 – 4" Bollards
Contractor: Auld & White
Attn: Kenny Weiss

We Propose to Furnish Only the Following:

- 7 – 4"x7'-0 Sch40 Bollards
- Shop Primed
- Delivered, Unloaded By Others

For the Total Sum of $ 2,030.00 Tax Included

Price Valid for 30 Days

Specifically Excluded are the Following:

- Any Aluminum or Stainless Steel Unless Listed as a Miscellaneous Item
- No Field Touch Up
- Supply of/or Installation of Grout or Concrete
- Any Cost for Testing, Inspections or Surveys
- Placement of Anchor Bolts or Any Cast in Concrete Steel Embeds
- Any Light Gage Metal Framing
- Any Field Dimensions
- Any Costs Associated with Fees, Permits or Bonds
- Any Bolts or Bolting that Attaches to Wood
- Any Simpson Clips
- **Any Demolition and/or Shoring**
- Any Holes Cut in Roof Deck or Floor Deck
- Deck Accessory Items Unless Specifically Listed
- Special Paint or Sandblasting
- Upsizing or Reinforcement for Concentrated Loads or A/C Duct Holes
- Perimeter Safety Rail at Roof, Floors or Stairs
- No Third-Party Engineering

Jacksonville Steel Products, Inc.

6085 Greenland Road
Jacksonville, Florida 32258
Telephone (904) 268-3364
Fax (904) 268-0630

Item 8

- Engineering, Design Calculations, Signed & Sealed Drawings by a Professional Engineer Unless Specifically Listed
- Any Materials or Services Not Specifically Listed

Notes:

- Others are to Provide Adequate Roads Into & Through the Job Site for the Safe Delivery of Cranes & Material.
- Others are to Provide Properly Graded, Convenient & Adequate Space for the Operation of Cranes & Equipment, Storage of Materials
- Others are to Provide Removal of all Overhead Obstructions such as Power Lines to Provide a Safe Area of Erection.
- Jacksonville Steel Products is not AISC Certified Shop, we do Follow the AISC Guidelines.
- If Signed and Sealed Drawings are Required, They Will be Signed and Sealed After All Drawings are Approved and Corrected.

EXHIBIT L-8

HIREQUEST DIRECT

The Right People at the Right Time

4744 EDISON AVENUE
JACKSONVILLE, FL 32254

Item 8

CUSTOMER NUMBER	CUSTOMER P.O. #	ORIGINATING OFFICE
22512	1740	JACKSONVILLE, FL

DATE	INVOICE NUMBER
9/25/2022	1966998

PAGE: 1

BILL TO
AULD & WHITE CONSTRUCTORS, LLC
4168 SOUTHPOINT PARKWAY, SUITE 101
JACKSONVILLE, FL 32216

JOB SITE
FIRESTATION #10
1055 MCDUFF AVE S
JACKSONVILLE, FL 32205

DATE	TICKET NUMBER	EMPLOYEE	DESCRIPTION	HOURS	RATE	AMOUNT
9/21/2022	11180394	KING, BRANDON	GEN-LABOR	2.00 R	$20.50	$41.00
9/22/2022	11190659	JONES, JEREMIAH JEROME	SKILLED-SKILLED	8.00 R	$28.50	$228.00
9/23/2022	11191198	JONES, JEREMIAH JEROME	SKILLED-SKILLED	8.00 R	$28.50	$228.00

You can now view time tickets and invoices and pay invoices immediately using our Customer Web Portal!
Not registered? Visit www.hirequest-direct.com and click on "Customer Login" to register.

Removing and re-installing pavers for bollards.

1719
05501 | 497.00

RECEIVED
SEP 27 2022
Auld & White Constructors

REG HR: 18.00 OT HR: 0.00 SPC HR: 0.00 TOTAL: 18.00 AMOUNT DUE $497.00

PLEASE RETURN THIS PORTION FOR PROPER CREDIT

CUSTOMER NUMBER	DATE	INVOICE NUMBER	AMOUNT DUE
22512	9/25/2022	1966998	$497.00

ORIGINATING OFFICE	AMOUNT PAID
JACKSONVILLE, FL	

TERMS: Total amount due upon receipt. Accounts 30 days past due are subject to interest at 1.5% per month (18% annual rate). If an account is referred to an attorney for collection, customer shall pay the reasonable attorney's fee and court costs incurred by HIREQUEST DIRECT.

PLEASE REMIT TO:
Hire Quest, L.L.C.
P. O. Box 890714
Charlotte, NC 28289-0714

For questions about this invoice please call: (904) 388-1129

JACKSONVILLE, FL
7266 EDISON AVENUE
JACKSONVILLE, FL 32254

HIRE QUEST DIRECT

DATE 9/21/2022

CUSTOMER Job Site: AULD & WHITE CONSTRUCTORS, LLC
FIRESTATION #10
3055 MCDUFF AVE S
JACKSONVILLE, FL 32205

REPORT TO:

| | | |

EXHIBIT L-8

Proposal

R&R OF NORTHEAST FLORIDA, INC
405 Golfway West Drive
Suite 103-D
St. Augustine, FL 32095
(904) 328-7333

Item 8

Date	Proposal #
9/23/2022	34281

Name / Address
Auld & White Constructors, LLC 4168 Southpointe Parkway Suite 101 Jacksonville, FL 32216

Project
Fire Station #10 New Apparatus Bay Addition/ Renovation 1055 S. McDuff Avenue Jacksonville, FL 322205

Description	Qty	Cost	Total
CHANGE ORDER FOR ADDITIONAL SOD			
Install (8) Pallets of Bahia Sod from Durbin Turf	8	285.00	2,280.00

BID PRICES ARE ALWAYS FOR CONTAINER SIZE - PLANTS WILL NOT ALWAYS MEET SPECS LISTED DUE TO STRAIN ON NURSERY INDUSTRY - PRICES GOOD FOR 60 DAYS	**Total**	$2,280.00

RELIANT™
ROOFING | SOLAR | HURRICANE SHUTTERS
The Building Protection and Energy Specialists

Item 8

PROJECT:	Fire Station #10
LOCATION:	1055 McDuff Ave. S. Jacksonville, FL
ESTIMATOR:	CJH
COP #:	3
DESCRIPTION:	Add slip metal to middle building below new gutters to cover exposed wood

ITEM NUM	ITEM	QUAN.	UNIT	LABOR UNIT	LABOR TOTAL	MATL UNIT	MATL TOTAL	UNIT SUB	SUB.	TOTAL	COMMENTS
1	Project Management	1.00	HRS	120.00	120	0.00	0	0	0	120	
2	Foreman	10	HRS	32.00	320	0.00	0	0	0	320	
3	Mechanic	20	HRS	25.00	500	0.00	0	0	0	500	
4	Helper	20	HRS	18.00	360	0.00	0	0	0	360	
5	24ga Aged Bronze Sheet Metal	22	SHT	0.00	0	110.00	2,420	0	0	2,420	
6	Caulk and Fasteners	1	LS	1.00		85.00	85	0	0	85	
7	Fabrication	180	LF	0.00	0	2.50	450	0	0	450	
8	Expendable Tools	1	LS	0.00	0	0.00	125	0	0	125	
	SUBTOTAL				1,300		3,080		0	4,380	OK
	Labor Burden / Sales Tax			42% /7%	546		216			762	
	TOTAL			TOTAL	1,846		3,296		0	5,142	OK

	COST	5,142
Safety Equipment / Training	2.00%	103
SUBCONTRACTOR'S OVERHEAD	5.00%	257
SUBCONTRACTORS FEE	10.00%	514
	TOTAL	6,016

EXHIBIT L-8

AULD & WHITE
CONSTRUCTORS • LLC

Item 9

1/23/2023

Re: COJ Fire Station No. 10 Addition & Renovation
AWC Project Number: 1719-

Mr. Daryl Weinstein
City of Jacksonville
214 North Hogan Street, 10th Floor
Jacksonville, FL 32202

Dear Mr. Weinstein:

Please accept this letter as our Proposed Change Order No. 66 for the following additional work:

This change order includes the items below:
-The cost to furnish and install the head-end equipment for the access control system.
-The cost to touch-up the stained floor in the corridor that was accidentally cleaned with bleach by JFRD.
-The cost to provide (6) additional overhead door panels for attic stock. This includes (2) 14' wide red sections w/ glazing, (2) 12' wide red sections w/ glazing, and (2) flush steel sections to match the new rear doors.

TOTAL AMOUNT OF THIS PROPOSED CHANGE NO. 66.....**$41,804.00**

Please indicate your approval and Owner's acceptance by signing in the space provided below and return one (1) copy for our files. Upon acceptance of same, we will prepare a Change Order for execution.

Sincerely,

Brett Nansen

Brett Nansen
Project Manager

c:

Attachments

ACCEPTED:

City of Jacksonville

BY: _____

DATE: _____

EXHIBIT L-8

Change Order Request

Item 9

AULD & WHITE CONSTRUCTORS, LLC
4168 Southpoint Parkway, Suite 101
Jacksonville, FL 32216
Phone: 904-296-2555

Owner : City of Jacksonville
214 N. Hogan Street, 10th Floor
Jacksonville, FL 32202

Project: 1719- COJ Fire Station No. 10 Addition & Renovation
1055 S. McDuff Avenue
Jacksonville, FL 32205

Change Order Request # : 66 - Final Misc. Items

Phase	Description	Cost Type	Est Units	Est HRs	UM	Est Unit Cost	Estimated Cost
16771.	ACCESS CONTROL HEAD END	1 MAT	0.00	0.00	LS	0.00 $	5,387.00
08320.	OVERHEAD DOORS	2 SUB	0.00	0.00	LS	0.00 $	30,745.00
09802.	POLISHED CONCRETE FLOORS	2 SUB	0.00	0.00	LS	0.00 $	450.00

Bond	0.90%	315.00
Builders Risk	0.58%	214.00
General Liability Insurance	1.08%	395.00
Labor Burden	55.00%	0.00
Misc Tools & Equipment	12.00%	0.00
Overhead and Profit	10.00%	3,760.00
Pollution Insurance	0.32%	134.00
Printing Costs	0.00%	0.00
Sales Tax	7.50%	404.00
	Total For Change Order	**$41,804.00**

Approved By: City of Jacksonville

Signed: _____

Date: _____

Submitted By: AULD & WHITE CONSTRUCTORS, LLC

Signed: _____

Date: _____

EXHIBIT L-8

Item 9

JJ Floor Care LLC
11561 Twin Oaks Trl
Jacksonville, Florida 32258
9042481162

Auld & White Constructors LLC
4168 Southpoint Parkway
Suite #101
Jacksonville, Florida 32216

Invoice #	810
Invoice Date	2022-10-25
Due Date	2022-10-25
Amount Due	**$450.00 USD**

Description	Unit Cost	Quantity	Line Total
Fire Station #10 - Grind, stain, and polish stained spots in hallway and one room. Rate @ $450	$450.00	1	$450.00

Amount Due	**$450.00**

EXHIBIT L-8

convergint

Item 9

8933 Western Way, Jacksonville, Florida 32256
Phone (904) 312-5384 Mobile (904) 742-4507
jim.pesek@convergint.com

July 22, 2022

City of Jacksonville
Fire Station 10
1055 McDuff Avenue South Jacksonville, Florida 32205
Attention: Mike Lesniak

Quotation: JPC1473865P
RFP#:
License/Cert EC13008283

Reference: JXP0760 - COJ Fire Station 10 Lenel Head End
Head End Equipment/Door Wiring

On behalf of Convergint's global network of colleagues, I would like to personally thank you for providing Convergint with the opportunity to present this proposal addressing your electronic security needs. We are confident that this proven solution is both comprehensive and customized to meet your needs today, and in the future.

Convergint's reputation for service excellence is backed by a foundational commitment to our core value of service, and we have been recognized as the #1 Systems Integrator by SDM Magazine. This recognition reflects the strong relationships Convergint has developed with the industry's top technology manufacturers, and our history of success with providing exceptional service to our customers.

Our guiding principle has always been to be our customers' best service provider. Our dedicated and certified team of professionals strives to uphold our customer-focused, service-based mission to make a daily difference for our customers. After achieving a successful on-time and on-budget project installation, Convergint will provide you with the industry's best ongoing service, including our 24/7 customer portal iCare, designed to track service work orders, project progress, and provide you with detailed metric reporting for continuous improvement.

The following security proposal is specifically designed to meet your needs. As your single point of contact, please feel free to contact me with any additional questions you may have. Thank you again for trusting Convergint as your partner.

convergint

Item 9

Scope of Work

- This is a proposal to provide and install Lenel head end equipment and to terminate the wiring for (2) gate readers. This proposal includes the following scope of work:
  - Head End – Comm Room
    - Provide and install a TROVE1M1 enclosure with 12 VDC power supply, relay distribution module and back up battery
    - Provide and install an LNL-X2220 intelligent controller into the enclosure
    - Program the customer provided IP address into the intelligent controller and connect it to the customer designated network switch port
  - Field Equipment
    - All gate field equipment is presumed to be installed and wired at the gates including the card readers and the gate control wire
  - Programming and Testing
    - Coordinate programming of the access control additions with COJ ITD.
    - Test the reader gate for proper card read control of the gate operator
    - Proposal does not include troubleshooting of gates, if the testing of the by-others provided and install devices do not function properly. Troubleshooting and any follow up testing will require a T&M service call outside of the contract.

Materials

Line	Qty	Part	Description	Manufacturer
1	Head End			
2	1.00	LNL-X2220	Intelligent Dual Reader Controller powered by 12 or 24 VDC @ 500mA (w/o Rdr Power),, size (6 (152mm) W x 8 (203mm) L x 1 (25mm)H); 6 MB standard cardholder flash memory, 50,000 of event memory, maximum of 32 devices, On-board Ethernet, Dual Path capability, on-board two door control, OSDP Secure Channel encryption with OnGuard 7.2, Wiegand or F2F; eight inputs, four outputs, cabinet tamper and power fault input monitors. Approvals: FCC Part 15, CE, RoHS, UL 294, UL 1076, CAN/ULC 60839-11-1:2016, CSA C22.2 No. 205-1983, cUL/ORD-C1076	Lenel
3	1.00	AX-TROVE1M1	TROVE1 & MERCURY BACKPLANE	ALTRONIX CORP.
4	1.00	AX-AL1012ULB	AL1012ULXB 12VDC 10A 0 VLT DRP	ALTRONIX CORP.
5	1.00	AX-ACM4	ACCESS PWR CNTRL BRD 4 FS OUTP	ALTRONIX CORP.
6	1.00	IM-1272F1	12V 7AH SLA BATTERY F1	ULTRATECH
			Total Project Price	$ 5,387.00

convergint

Clarifications and Exclusion

1. All work proposed herein, shall be performed during normal business hours Monday through Friday 8:00 am - 5:00 pm.
2. Low voltage wiring shall be installed via open air code approved methods.
3. Provision or installation of conduit, wire, boxes, fittings or other electrical installation materials unless specifically listed under Inclusions or Bill of Materials.
4. Permits or associated fees are not included.
5. Customer to provide static IP addresses and network connections at panel locations.
6. Customer to provide a secured staging & storage area for project related materials.
7. Pricing assumes that electronic Auto CAD files are available from customer for our use in creating submittal drawings.
8. Twenty-Five percent (25%) of the proposed sell price shall be payable to Convergint for project mobilization. Mobilization shall be invoiced and due upon customer acceptance of this proposal.
9. Proposal does not include sales tax unless otherwise noted.
10. Anything in the Contract Documents notwithstanding, in no event shall either Contractor or Subcontractor be liable for special, indirect, incidental or consequential damages, including commercial loss, loss of use, or lost profits, even if either party has been advised of the possibility of such damages.
11. Convergint reserves the right to negotiate mutually acceptable contract terms and conditions with customer by making mutually agreeable changes to the formal contract included in the Bid Documents.
12. Customer acknowledges that supply-chain and shipping difficulties may result in unavoidable delays in deliveries of materials despite timely placement of orders and efforts by Convergint and its suppliers to avoid such delays. Customer agrees to provide Convergint with reasonable extensions of time to the extent of any such delays and Convergint agrees to make reasonable efforts to avoid or minimize such delays. Customer further acknowledges that the above-referenced supply-chain and shipping difficulties may result in unanticipated increases to Convergint's proposal pricing on products covered by this quote or any resulting agreement and that such increases may occur between the time this quote is provided, or any resulting contract is executed and the time when Convergint actually purchases the products covered by this quote or a resulting agreement. Customer agrees that it will pay any such increase in Convergint's initial pricing of obtaining the products above the proposal pricing upon which the quote or agreement was based, by change order or otherwise, and Convergint agrees that it shall make commercially reasonable efforts to minimize any such increase.

convergint

Performance Items

Items Included	
Applicable Taxes	Freight (prepaid)
Material (listed in the BOM)	Mounting/Termination of Proposed Devices
One-Year Warranty on Labor	One-Year Warranty on Parts
Owner to Provide Static IP Addresses	Project Management
Servers by Others	Testing of all Proposed Devices
Workstations by Others	

Items Excluded	
120 VAC Power and Fused Disconnect Switch	120 VAC Power Receptacles
Additional Lighting Requirements for Cameras	Attend General Contractor Project Meetings
Attend Owner Project Meetings	Authority having Jurisdiction permit drawing (requires customer CAD)
Cable	Ceiling Tiles and Ceiling Grid Repairs
Connection to Building Fire Alarm Panel	Correction of Wiring Faults Caused by Others
Door wiring typical connections	Electrical Installation Permit
Electrified Door Locking Hardware	Engineering and Drawings
Equipment rack layout drawing	FA Permit and Plan Review Fees
Fire Stopping (Excludes Existing Penetrations)	Fire Watch
Floor Coverings for Lifts	Floor plan with device placement and numbering (requires customer CAD)
Horizontal Core Drilling	Installation of Bridle Rings
Installation of CCTV Cameras	Installation of Conduit, Boxes and Fittings
Installation of Control Equipment Enclosures	Installation of Control Panels
Installation of Intercom Systems	Installation of Intrusion Panels
Installation of Low Voltage Wire	Installation of Network Cabling to Card Readers
Installation of Network Cabling to IP Cameras	Installation of Network Cabling to IP Intercoms
Installation of Specialty Backboxes	Installation of Terminal Cabinets
Installation of Video Recorders (DVR/NVR)	Installation of Wire and Cable
Installation of Wire Hangars	Lifts
Loading Software on Customer Provided Computer	Low Voltage Permits
On-Site Lockable Storage Facility	Operations & Maintenance Manuals
Owner to Provide DHCP Lease Reservations for Network Connected Devices	Owner Training
Panel Wall Elevation drawing (may require customer CAD)	Panel wiring with point to point connections
Patch and Paint	Payment & Performance Bonds
Record Documentation (As-Built)	Riser drawing with home run wiring
Servers by Convergint	Specialty Backboxes
Submittal Drawings	System Engineering
System is Design-Build	System Meets Plans/Drawings
System Programming	Terminal Cabinets
Termination of Control Equipment Enclosures	Vertical Core Drilling
Wire	Workstations by Convergint

EXHIBIT L-8

convergint

Total Project Investment: **$ 5,387.00**

Thank you for considering Convergint for your Security needs. If you have any questions or would like additional information, please don't hesitate to contact me immediately. If you would like to proceed with the scope of work as outlined in this proposal, please sign below and return to my attention.

Sincerely,

Jim Pesek
Convergint
Jim Pesek

By signing below, I accept this proposal and agree to the Terms and Conditions contained herein

Mike Lesniak	July 22, 2022
Customer Name (Printed)	Date
Authorized Signature	Title

EXHIBIT L-8

Throughout this Installation Proposal, the term, "Convergint" refers to the Convergint Technologies affiliate operating in the state/province in which the work is being performed.

SECTION 1. THE WORK

This Installation Proposal takes precedence over and supersedes any and all prior proposals, correspondence, and oral agreements or representations relating to the work set forth in the attached scope of work ("Work"). This Installation Proposal commences on the Start Date as specified in the attached scope of work and represents the entire agreement between Convergint and Customer (the "Agreement"). In the event any provision of this Agreement is held to be invalid or unenforceable, the remaining provisions of this Agreement shall remain in full force.

Convergint agrees in accordance with the mutually agreed project schedule:

a. To submit shop drawings, product data, samples and similar submittals if required in performing the Work;
b. To pay for all labor, materials, equipment, tools, supervision, programming, testing, startup and documentation required to perform the Work in accordance with the Agreement;
c. Secure and pay for permits and governmental fees, licenses and inspections necessary for proper execution and completion of the Work, unless local regulations provide otherwise; and
d. Hire subcontractors and order material to perform part of the Work, if necessary, while remaining responsible for the completion of theWork

Customer agrees in accordance with the mutually agreed project schedule, and at no cost to Convergint:

a. To promptly approve submittals provided by Convergint;
b. To provide access to all areas of the facility which are necessary to complete the Work;
c. To supply suitable electrical service as required by Convergint;and
d. That in the event of any emergency or systems failure, reasonable safety precautions will be taken by Customer to protect life and property during the period of time from when Convergint is first notified of the emergency or failure and until such time that Convergint notifies the Customer that the systems are operational or that the emergency has cleared.

No monitoring services are included in the Work. Any such services shall be governed by a separate agreement.

Title to the Work, including any materials comprising the Work, shall pass to Customer as the Work is completed and the materials are incorporated into the Work at Customer's site. If materials are earlier stored on Customer's site pursuant to agreement between Customer and Convergint, title with respect to such materials shall pass to Customer upon delivery to Customer site.

SECTION 2. PRICING

Pricing and amounts proposed shall remain valid for 30 days unless otherwise specified. Price includes only the material listed based on Convergint's interpretation of plans and specifications unless noted otherwise. Additional equipment, unless negotiated prior to order placement, will be billed accordingly. Sales taxes, (and in Canada GST/PST) and any other taxes assessed on Customer shall be added to the price upon invoice to Customer.

SECTION 3. INVOICE REMITTANCE AND PAYMENT

If the Work is performed over more than a month, Convergint will invoice Customer each month for the Work performed during the previous month. Customer agrees to pay the amount due to Convergint as invoiced, within thirty (30) days of the date of such invoice. If the Work is completed in less than one month, Customer agrees to pay Convergint in full after the Work has been performed within thirty (30) days of the date of being invoiced. Invoices shall not include or be subject to a project retention percentage. If Customer is overdue in any payment to Convergint, Convergint shall be entitled to suspend the Work until paid, and charge Customer an interest rate 1 and 1/2% percent per month, (or the maximum rate permitted by law, whichever is less), and may avail itself of any other legal or equitable remedy. Customer shall reimburse Convergint costs incurred in collecting any amounts that become overdue, including attorney fees, court costs and any other reasonable expenditure.

SECTION 4. WARRANTY

Convergint provides the following SOLE AND EXCLUSIVE warranty to the Customer:

For the period of one (1) year, commencing at the earlier of substantial completion of the Work, or first beneficial use, ("Warranty Period"):

a. That Work performed under this Agreement will be ofgood quality;
b. That all equipment will be new unless otherwise required or permitted by this Agreement;
c. That the Work will be free from defects not inherent in the quality required or permitted; and
d. That the Work will conform to the requirements ofthis Agreement.

The Customer's sole remedy for any breach of this warranty is that Convergint shall remove, replace and/or repair at its own expense any defective or improper Work, discovered within the Warranty Period, provided Convergint is notified in writing of any defect within the Warranty Period.

Any equipment or products installed by Convergint in the course of performing the Work hereunder shall only carry such warranty as is provided by the manufacturer thereof, which Convergint hereby assigns to Customer without recourse to Convergint. Upon request of Customer, Convergint will use commercially reasonable efforts to assist Customer in enforcing any such third-party warranties. This warranty excludes remedy for damage or defect caused by abuse, modifications not executed by Convergint, improper or insufficient maintenance, improper operation, or normal wear and tear under normal usage. NO FURTHER WARRANTIES OR GUARANTIES, EXPRESS OR IMPLIED, ARE MADE WITH RESPECT TO ANY GOODS OR SERVICES PROVIDED UNDER THIS AGREEMENT, AND ANY IMPLIED WARRANTIES OF MERCHANTABILITY OR FITNESS FOR A PARTICULAR PURPOSE ARE EXPRESSLY DISCLAIMED.

SECTION 5. CHANGES

Without invalidating this Agreement or any bond given hereunder, Customer or Convergint may request changes in the Work. Any changes to the Agreement shall be in writing signed by both Customer and Convergint. If Customer orders any additional work or causes any material interference with Convergint's performance of the Work, Convergint shall be entitled to an equitable adjustment in the time for performance and in the Agreement Price, including a reasonable allowance for overhead and profit.

SECTION 6. FORCE MAJEURE

Neither Customer nor Convergint shall be responsible or liable for, shall incur expense for, or be deemed to be in breach of this Agreement because of any delay in the performance of their respective obligations pursuant to this Agreement due solely to circumstances beyond their reasonable control ("Force Majeure") and without the fault or negligence of the party experiencing such delay. A Force Majeure event shall include, but not be limited to: accident, fire, storm, water, flooding, negligence, vandalism, power failure, installation of incompatible equipment, improper operating procedures, source current fluctuations or lighting. If performance by either party is delayed due to Force Majeure, the time for that performance shall be extended for a period of time reasonably necessary to overcome the effect of the delay. Any Services required by Convergint due to reasons set forth in this Force Majeure Section shall be charged to Customer in addition to any amounts due under this Agreement.

SECTION 7. INSURANCE

Convergint shall have the following insurance coverage during the term of this Agreement, and shall provide certificates of insurance to the Customer prior to beginning work hereunder:

Worker's Compensation	Statutory Limits
Employer's Liability	$1,000,000 per occurrence /aggregate Commercial General
Liability	$1,000,000 per occurrence/aggregate
$2,000,000 general aggregate	
Automobile Liability	$1,000,000 per occurrence/aggregate Excess/Umbrella
Liability	$10,000,000 per occurrence/aggregate

All insurance policies carried by Convergint shall be primary to and noncontributory with the insurance afforded to Customer and shall name the Customer as "additional insured", with respect to liability arising out of work performed by Convergint, as applicable, but only to the extent of liabilities falling within the indemnity obligations of Convergint, pursuant to the terms of this Agreement. Convergint shall provide to the Customer no less than thirty (30) days' notice prior to the termination or cancellation of any such insurance policy.

SECTION 8. INDEMNIFICATION

Convergint shall indemnify and hold Customer harmless from and against claims, damages, losses and expenses, attributable to bodily injury, sickness, disease or death, or to destruction of tangible property, but only to the extent caused by: a) the negligent or willful acts or omissions of Convergint or Convergint's employees or subcontractors while on Customer's site, or b) the malfunction of the equipment supplied by Convergint, or c) Convergint's breach of this Agreement.

IN NO EVENT SHALL EITHER CONVERGINT OR CUSTOMER BE LIABLE TO THE OTHER PARTY HERETO FOR SPECIAL, INDIRECT, INCIDENTAL OR CONSEQUENTIAL DAMAGES, INCLUDING COMMERCIAL LOSS, LOSS OF USE OR LOST PROFITS, EVEN IF THAT PARTY HAS BEEN ADVISED OF THE POSSIBILITY OF SUCH DAMAGES. IN NO EVENT WILL CONVERGINT BE LIABLE TO CUSTOMER FOR ANY AMOUNTS IN EXCESS OF THE AMOUNTS PAID BY CUSTOMER TO CONVERGINT.

It is understood and agreed by the parties hereto that Convergint is or may be providing intrusion products which are designed to provide notification of certain events but are not intended to be guarantees or insurers against any acts for which they are supposed to monitor or inform. Convergint's indemnification obligation pursuant to Section 8 herein, does not apply to the extent the loss indemnified against is caused by any intrusion product or software provided by but not manufactured by Convergint. Convergint shall have no liability to Customer for any losses to the extent such losses are caused by the intrusion product or software. Customer shall indemnify, defend, and hold harmless Convergint, from and against all claims, lawsuits, damages, losses and expenses by persons not a party to this Agreement, but only to the extent caused by such intrusion product or software provided by but not manufactured by Convergint.

SECTION 9. COMPLIANCE WITH LAW, SAFETY, & HAZARDOUS MATERIALS

This Agreement shall be governed and construed in accordance with the laws of the state/province in which the Work is being performed. Convergint agrees to comply with all laws and regulations relating to or governing its provision of the Work. Convergint shall comply with all safety related laws and regulations and with the safety program of the Customer, provided such program is supplied to Convergint prior to beginning work.

In the event that Convergint discovers or suspects the presence of hazardous materials, or unsafe working conditions at Customer's facility where the Work is to be performed, Convergint is entitled to stop the Work at that facility if such hazardous materials, or unsafe working conditions were not provided by or caused by Convergint. Convergint in its sole discretion shall determine when it is "safe" to return to perform the Work at Customer's facility. Convergint shall have no responsibility for the discovery, presence, handling, removing or disposal of or exposure of persons to hazardous materials in any form at the Customer's facility. Customer shall indemnify and hold harmless Convergint from and against claims, damages, losses and expenses, including but not limited to, reasonable attorney's fees, arising out of or resulting from undisclosed hazardous materials, or unsafe working conditions at Customer's facility.

Customer acknowledges that applicable law or regulation may limit Customer's rights and impose obligations with respect to information or data obtained using software capable of obtaining what may in certain circumstances be characterized as biometric information (individually and collectively, the "Software") and agrees that Customer is solely responsible to ensure its own compliance with such laws or regulations. Customer shall completely indemnify, defend (including pay attorneys' fees and disbursements), and hold harmless Convergint, its affiliates, and any employees, agents, contractors or representatives of any of the foregoing from and against any and all losses, liability, damages, penalties, expenses, claims, demands, actions, or causes of action, judgments (finally awarded) or settlements (individually and collectively, "Liabilities") arising from or related to any intentional or negligent acts or omissions of Customer or any of its agents, affiliates, employees, or representatives arising from or related to the Software, any hardware, software, or other services associated with the Software, or the use of any of the foregoing by or on behalf of Customer, including but not limited to those arising from or related to Customer's failure to comply with applicable laws or regulations related to its use of the Software or any hardware, software, or other services associated with the Software, including but not limited to the Customer's failure to obtain any necessary consents from affected individuals or provide any necessary disclosures or protections with respect to the information of such individuals under any applicable privacy or data security law, but excluding matters for which Convergint has agreed to indemnify Customer from and against third party claims for copyright and trade secret infringement under the terms of the End User License Agreement for the Software between Convergint and Customer. Notwithstanding the foregoing, Customer and Convergint agree that Liabilities suffered by a third party (other than an affiliate of Convergint) which are an element of loss subject to indemnification under this paragraph shall be deemed direct damages.

SECTION 10. DISPUTES

In the event of any dispute between Convergint and Customer, Convergint and Customer shall first attempt to resolve the dispute in the field, but if that is not successful, then in a meeting between authorized officers of each company. If settlement attempts are not successful, then the dispute shall be decided exclusively by arbitration. Such arbitration shall be conducted in accordance with the Construction Industry Arbitration Rules of the American Arbitration Association currently in effect and shall be a final binding resolution of the issues presented between the parties. The prevailing party shall be entitled to recover its reasonable attorneys' fees and costs.

SECTION 11. MISCELLANEOUS

Neither party to this Agreement shall assign this Agreement without the prior written consent of the other party hereto. Convergint may assign this Agreement to any of its parents, subsidiaries or affiliated companies or any entity majority owned by Convergint.

Notices shall be in writing and addressed to the other party, in accordance with the names and addresses of the parties as shown above. All notices shall be effective upon receipt by the party to whom the notice was sent.

A waiver of the terms hereunder by one party to the other party shall not be effective unless in writing and signed by a person with authority to commit the Customer or Convergint and delivered to the non-waiving party according to the notice provision herein. No waiver by Customer or Convergint shall operate as a continuous waiver, unless the written waiver specifically states that it is a continuous waiver of the terms stated in that waiver.

The Sections regarding invoicing, warranty, and indemnity, and disputes shall survive the termination of this Agreement.

EXHIBIT L-8

Item 9

The Genuine. The Original.

Overhead Door Company Of Jacksonville

Overhead Door Company of Jacksonville
6884 Phillips Parkway Dr. N.
Jacksonville, Fl 32256
Telephone: 904-268-1627
Fax: 904-268-7204

SAME

Telephone: 904-268-1627
Fax: 904-268-7204

Proposal #: 1-470

PROPOSAL SUBMITTED TO: AULD AND WHITE			Date 1/9/2023	Attention BRETT
STREET			Job Name FIRE STATION 10	
City	State	ZipCode	Job Location	
Phone Number	Fax Number		Job Phone	

FURNISH AND INSTALL:
2- BOTTOM SECTION FOR EACH DOOR SIZE

2- 14-2 X 24" GLASS BOTTOM SECTIONS
2- 12-2 X 24" GLASS BOTTOM SECTIONS
2- 14-2 X 24" INSULATED BOTTOM SECTIONS

TOTAL 6- SECTIONS $ 28,600.00

TAX 2,145.00

We hereby propose to complete in accordance with above specification, for the sum of:

Thirty Thousand Seven Hundred Forty Five Dollars and No Cents **30,745.00**

Signature _____
PRESIDENT

Direct Dial: 904-268-1627

TERMS AND CONDITIONS

Payment to be made as follows: 1/2 DOWN TO ORDER

Prices subject to change if not accepted in 30 days.

BY OTHERS: Jambs, spring pads, all wiring to motors and control stations, unless otherwise stated above, are not included.Purchaser agrees that doors shall remain in Seller's posession until paid in full. In the event Purchaser breaches or defaults under the terms and provisions of this Agreement, the Purchaser shall be responsible for the costs of collection, including reasonable attorneys' fees. There shall be a 1 1/2% service charge per month for all payments due and owing after 30 days. (Agreements are contingent upon strikes, accidents, or delays beyond our control.)

ACCEPTANCE: Terms, Price, and specifications on all pages of this proposal are hereby accepted and the work authorized.

Purchaser: _____

Signature _____ Title _____ Date of Acceptance _____

SUBJECT: RFQ- FOR DESIGN-BUILD SERVICES FOR VERTICAL/ARCHITECTURAL PROJECTS

BID #: CDB-0007-16 **OPEN DATE: 2015-10-21**

COMPETITIVE SEALED PROPOSAL EVALUATION COMMITTEE

KIND AND BASIS OF CONTRACT: CONSTRUCTION- DESIGN/BUILD

AGENCY: PUBLIC WORKS

BASIS OF AWARD: QUALIFICATIONS BASED

NUMBER OF BIDS INVITED: 4 **NUMBER RECEIVED: 9** **OTHER: 1**

SUMMARY OF BIDS AND RECOMMENDED ACTIONS:
Recommend approval to amend the award with Auld & White Constructors, LLC (contract # 9182-03), to incorporate the attached Scope and Fee Summary, Exhibit L-7, known as Amendment 10G, for additional modifications to Fire Station #10 new apparatus bay and to increase the amount by $92,384.94. Total revised guaranteed maximum price not-to-exceed amount is $3,209,363.41. Total estimated expenditure amount remains at $34,500,000.00.

This amendment is to be funded by accounts: 32111.127001.565050.008825.00000000.00000.0000000 - $1,429,567.00
32111.127001.565051.008825.00000000.00000.0000000 - $1,779,796.41
- To be executed by formal contract amendment through Office of General Counsel.

ATTACHMENTS: Recommendation Memo, Scope and Fee Schedule and Previous Awards

ANALYST: JACLYN STAMOS

RESPECTFULLY SUBMITTED: DUSTIN FREEMAN, CHIEF PROCUREMENT DIVISION

CONCURRENCE BY: Robin G. Smith, P.E., Chief, Engineering and Construction Management

(ALL AWARD ACTIONS SUBJECT TO LAWFULLY APPROPRIATED FUNDS)
ACTION OF CSPEC COMMITTEE ON RECOMMENDATIONS ABOVE

MEMBERS APPROVING 5 MEMBERS DISAPPROVING 0 DATE: 12/8/2022

OTHER:

ACTION OF AWARDING AUTHORITY DATE 12/9/2022

APPROVED ✓ DISAPPROVED

OTHER

SIGNATURE OF AUTHENTICATION

Brian Hughes
Chief Administrative Officer
For: Mayor Lenny Curry
Under Authority of:
Executive Order No: 2019-02

SUBJECT: RFQ- FOR DESIGN-BUILD SERVICES FOR VERTICAL/ARCHITECTURAL PROJECTS

BID #: CDB-0007-16 **OPEN DATE: 2015-10-21**

COMPETITIVE SEALED PROPOSAL EVALUATION COMMITTEE

KIND AND BASIS OF CONTRACT: CONSTRUCTION- DESIGN/BUILD

AGENCY: PUBLIC WORKS

BASIS OF AWARD: QUALIFICATIONS BASED

NUMBER OF BIDS INVITED: 4 **NUMBER RECEIVED: 9** **OTHER: 1**

SUMMARY OF BIDS AND RECOMMENDED ACTIONS:
Recommend approval to amend the award with Auld & White Constructors, LLC to address design modifications for the new 2-bay apparatus building at Fire Station #10 (Amendment 10F), and to increase the amount by $39,492.51 Total revised guaranteed maximum price not-to-exceed amount is $3,116,978.47. Total estimated expenditure amount remains at $34,500,000.00.

This amendment is to be funded by account 32111.127001.565051.008825.00000000.00000.00000000 - To be executed by formal contract amendment through Office of General Counsel.

ATTACHMENTS: Recommendation Memo, Scope and Fee Schedule and Previous Awards

ANALYST: JACLYN STAMOS **RESPECTFULLY SUBMITTED:** GREGORY PEASE, CHIEF PROCUREMENT DIVISION

CONCURRENCE BY: Robin G. Smith, P.E., Chief, Engineering and Construction Management

(ALL AWARD ACTIONS SUBJECT TO LAWFULLY APPROPRIATED FUNDS)
ACTION OF CSPEC COMMITTEE ON RECOMMENDATIONS ABOVE

MEMBERS APPROVING _____ MEMBERS DISAPPROVING _____ DATE: _____

OTHER: _____

ACTION OF AWARDING AUTHORITY DATE 7-29-22

APPROVED ✓ DISAPPROVED _____

OTHER _____

SIGNATURE OF AUTHENTICATION _____

Brian Hughes
Chief Administrative Officer
For Mayor Lenny Curry
Under Authority of
Executive Order No. 2019-02

SUBJECT: RFQ- FOR DESIGN-BUILD SERVICES FOR VERTICAL/ARCHITECTURAL PROJECTS

BID #: CDB-0007-16 OPEN DATE: 2015-10-21

COMPETITIVE SEALED PROPOSAL EVALUATION COMMITTEE

KIND AND BASIS OF CONTRACT: CONSTRUCTION- DESIGN/BUILD

AGENCY: PUBLIC WORKS

BASIS OF AWARD: QUALIFICATIONS BASED

NUMBER OF BIDS INVITED: 4 NUMBER RECEIVED: 9 OTHER: 1

SUMMARY OF BIDS AND RECOMMENDED ACTIONS:
Recommend approval to amend the award with Auld & White Constructors, LLC to address design modifications for the new 2-bay apparatus building at Fire Station #10 (Amendment 10E), and to increase the amount by $67,869.24. Total revised guaranteed maximum price not-to-exceed amount is $3,077,485.96. Total estimated expenditure amount remains at $34,500,000.00.

This amendment is to be funded by account 32111.127001.565051.008825.00000000.00000.00000000 - To be executed by formal contract amendment through Office of General Counsel.

ATTACHMENTS: Recommendation Memo, Scope and Fee Schedule and Previous Awards

ANALYST: ANNETTE BURNEY RESPECTFULLY SUBMITTED: GREGORY PEASE, CHIEF PROCUREMENT DIVISION

CONCURRENCE BY: Robin G. Smith, P.E., Chief, Engineering and Construction Management

(ALL AWARD ACTIONS SUBJECT TO LAWFULLY APPROPRIATED FUNDS)
ACTION OF CSPEC COMMITTEE ON RECOMMENDATIONS ABOVE

MEMBERS APPROVING 5 MEMBERS DISAPPROVING 0 DATE: 4/21/2022

OTHER.

ACTION OF AWARDING AUTHORITY DATE 4/21/2022

APPROVED ✓ DISAPPROVED

OTHER

SIGNATURE OF AUTHENTICATION

Brian Hughes
Chief Administrative Officer
For Mayor Lenny Curry
Under Authority of
Executive Order No. 2019-02

SUBJECT: RFQ- FOR DESIGN-BUILD SERVICES FOR VERTICAL/ARCHITECTURAL PROJECTS

BID #: CDB-0007-16 **OPEN DATE: 2015-10-21**

COMPETITIVE SEALED PROPOSAL EVALUATION COMMITTEE

KIND AND BASIS OF CONTRACT: CONSTRUCTION- DESIGN/BUILD

AGENCY: PUBLIC WORKS

BASIS OF AWARD: QUALIFICATIONS BASED

NUMBER OF BIDS INVITED: 4 **NUMBER RECEIVED: 3** **OTHER: 1**

SUMMARY OF BIDS AND RECOMMENDED ACTIONS:
Recommend approval to amend the award with Auld & White Constructors, LLC to address design modifications at Fire Station 10 (Amendment 10D), and to increase the amount by $88,449.72. Revised guaranteed maximum price not-to-exceed amount will be $3,009,618.72 for this project. Total revised contract amount is $34,500,000.00.

Funding for this award will be encumbered by 32111.127001.565051.008825.0000000.00000.00000000 and executed by formal contract amendment through Office of General Counsel.

ATTACHMENTS: Recommendation Memo, Scope and Fee Schedule and Previous Awards

ANALYST: ANNETTE BURNEY **RESPECTFULLY SUBMITTED:** GREGORY PEASE, CHIEF PROCUREMENT DIVISION

CONCURRENCE BY: Robin G. Smith, P.E., Chief, Engineering and Construction Management

(ALL AWARD ACTIONS SUBJECT TO LAWFULLY APPROPRIATED FUNDS)
ACTION OF CSPEC COMMITTEE ON RECOMMENDATIONS ABOVE

MEMBERS APPROVING 5 MEMBERS DISAPPROVING 0 DATE: 3/10/2022

OTHER:

ACTION OF AWARDING AUTHORITY DATE 3/10/2022

APPROVED ✓ DISAPPROVED

OTHER

SIGNATURE OF AUTHENTICATION

Brian Hughes
Chief Administrative Officer
For Mayor Lenny Curry
Under Authority of
Executive Order No: 2019-02

SUBJECT: RFQ- FOR DESIGN-BUILD SERVICES FOR VERTICAL/ARCHITECTURAL PROJECTS

BID #: CDB-0007-16

OPEN DATE: 2015-10-21

COMPETITIVE SEALED PROPOSAL EVALUATION COMMITTEE

KIND AND BASIS OF CONTRACT: CONSTRUCTION- DESIGN/BUILD

AGENCY: PUBLIC WORKS

BASIS OF AWARD: QUALIFICATIONS BASED

NUMBER OF BIDS INVITED: 4 NUMBER RECEIVED: 9 OTHER: 1

SUMMARY OF BIDS AND RECOMMENDED ACTIONS:

The Fire Station #10 New Apparatus Bay project was awarded to Auld & White Constructors, LLC, on December 17, 2020 for Contract 9182-03 in the amount of $129,567.00

Recommend approval of Amendment 10C to Auld & White Constructors, LLC, in the amount of $1,491,600.00 for additional scope items required to complete the project. Revised guaranteed maximum price not-to-exceed amount will be $2,921,167.00. Total contracted amount is currently at $33,000,000.00; total amount spent to date is $20,129,421.14.

This amendment is to be funded by account 008825.565051.1.32111.384020 and to be executed by contract amendment through Office of General Counsel.

ATTACHMENTS: Recommendation Memo, Exhibit L-3, Previous Awards

ANALYST: BRYAN MATUS

RESPECTFULLY SUBMITTED: GREGORY PEASE, CHIEF PROCUREMENT DIVISION

CONCURRENCE BY: Robin G. Smith, P.E., Chief, Engineering and Construction Management

(ALL AWARD ACTIONS SUBJECT TO LAWFULLY APPROPRIATED FUNDS)
ACTION OF CSPEC COMMITTEE ON RECOMMENDATIONS ABOVE

MEMBERS APPROVING 5 MEMBERS DISAPPROVING 0 DATE: 10/21/2021

OTHER:

ACTION OF AWARDING AUTHORITY DATE 10-22-21

APPROVED ✓ DISAPPROVED

OTHER

SIGNATURE OF AUTHENTICATION

Brian Hughes
Chief Administrative Officer
For: Mayor Lenny Curry
Under Authority of
Executive Order No 2019-02

SUBJECT: RFQ FOR DESIGN-BUILD SVCS FOR VERTICAL/ARCHITECTURAL PROJECTS
BID # CDB-0007-16

OPEN DATE: 10/21/2015

COMPETITIVE SEALED PROPOSAL EVALUATION COMMITTEE

KIND AND BASIS OF CONTRACT:
CONSTRUCTION – DESIGN/BUILD

AGENCY: DEPARTMENT OF PUBLIC WORKS

BASIS OF AWARD: QUALIFICATIONS BASED

NUMBER OF BIDS INVITED: : NUMBER RECEIVED: : OTHER: :

SUMMARY OF BIDS AND RECOMMENDED ACTIONS:
The Fire Station #10 New Apparatus Bay Project was awarded to Auld & White Constructors, LLC, on 12/17/20 AMD 10A for contract 9182-03 in the amount of $129,567.00.

Recommend approval of Change Order #10A for contract #9182-03 originally executed February 4, 2021 between the City of Jacksonville and Auld & White Constructors, LLC, for Fire Station #10 New Apparatus Bay be amended to incorporate the attached Scope and Fee Summary, "Exhibit L-2" to increase the GMP by $1,300,000.00 to a new GMP amount of $1,429,567.00, known as Amendment 10B.

Funding for this project to be executed by Amendment 10A for contract # 9182-03 and encumbered by account(s): 008825-565050-1-32111-381910

Attachments: Recommendation Memo, Exhibit "L-2", Previous Award(s)

BUYER _____ for MARILYN LAIDLER

RESPECTFULLY SUBMITTED _____ GREGORY PEASE CHIEF PROCUREMENT DIVISION

CONCURRENCE BY: Robin G. Smith, P.E., Chief, Engineering and Construction Management Division/ Keith Powers, Director of Fire and Rescue

(ALL AWARD ACTIONS SUBJECT TO LAWFULLY APPROPRIATED FUNDS)
ACTION OF CSPEC COMMITTEE ON RECOMMENDATIONS ABOVE

MEMBERS APPROVING 5 MEMBERS DISAPPROVING 0 DATE 8/19/2021

OTHER _____

ACTION OF AWARDING AUTHORITY DATE 8-20-21

APPROVED ✓ DISAPPROVED _____

OTHER: _____

SIGNATURE OF AUTHENTICATION _____ Chief Administrative Officer

N 2019 02

SUBJECT: RFQ FOR DESIGN-BUILD SVCS FOR VERTICAL/ARCHITECTURAL PROJECTS

BID # CDB-0007-16

OPEN DATE: 10/21/2015

COMPETITIVE SEALED PROPOSAL EVALUATION COMMITTEE

KIND AND BASIS OF CONTRACT:
CONSTRUCTION – DESIGN/BUILD

AGENCY: DEPARTMENT OF PUBLIC WORKS

BASIS OF AWARD: QUALIFICATIONS BASED

NUMBER OF BIDS INVITED: : NUMBER RECEIVED: : OTHER: :

SUMMARY OF BIDS AND RECOMMENDED ACTIONS:

The Department of Public Works has completed negotiations with Auld & White Constructors, LLC, for Fire Station #10 New Apparatus Bay in accordance with subject bid.

Recommend approval of award to Auld & White Constructors, LLC, for 90% design and pre-construction services for the new 2-bay apparatus building for Fire Station #10, in the guaranteed maximum price of $129,567.00. This incorporates Scope & Fee Summary "Exhibit L-1" and with design completion in 182 days from notice to proceed. Total annual expenditure amount is currently at $32,000,000.00; total amount spent to date is $9,297,958.43.

Funding for this project to be executed by Amendment 10A for contract # 9182-03 and encumbered by account(s): 008825-565050-1-32111-381910

Attachments: Recommendation Memo, Exhibit "L-1", Previous Award(s)

BUYER Marilyn Laidler
MARILYN LAIDLER

RESPECTFULLY SUBMITTED Gregory Pease
GREGORY PEASE, CHIEF
PROCUREMENT DIVISION

CONCURRENCE BY: Robin G. Smith, P.E., Chief, Engineering and Construction Management Division/ Keith Powers/ Director, Jacksonville Fire & Rescue

(ALL AWARD ACTIONS SUBJECT TO LAWFULLY APPROPRIATED FUNDS)
ACTION OF CSPEC COMMITTEE ON RECOMMENDATIONS ABOVE

MEMBERS APPROVING 5 MEMBERS DISAPPROVING 0 DATE: 12/17/2020

OTHER

ACTION OF AWARDING AUTHORITY DATE 12/13/20

APPROVED ✓ BH DISAPPROVED:

OTHER.

SIGNATURE OF AUTHENTICATION

Chief Administrative Officer
For Mayor Lenny Curry
Under authority of
Executive Order No. 2019-02

SUBJECT: RFQ FOR DESIGN-BUILD SVCS FOR VERTICAL/ARCHITECTURAL PROJECTS

BID # CDB-0007-16

OPEN DATE: 10/21/2015

COMPETITIVE SEALED PROPOSAL EVALUATION COMMITTEE

KIND AND BASIS OF CONTRACT CONSTRUCTION – DESIGN/BUILD

AGENCY DEPARTMENT OF PUBLIC WORKS

BASIS OF AWARD: QUALIFICATIONS BASED

NUMBER OF BIDS INVITED : NUMBER RECEIVED : OTHER :

SUMMARY OF BIDS AND RECOMMENDED ACTIONS:

Recommend approval to amend Contract 9182 03 with Auld & White Constructors LLC to extend the expiration from July 13, 2021 thru January 12, 2022 and to increase the upset limit by $3,000,000 00 to a new limit of $33,000,000.00. This will allow continued Design Build services that are needed until the replacement contract is executed

Attachments: Recommendation Memo, Previous Award(s)

BUYER Nekole Hulitt
NEKOLE HULITT

RESPECTFULLY SUBMITTED
GREGORY PEASE, CHIEF
PROCUREMENT DIVISION

CONCURRENCE BY: Robin G. Smith, P.E., Chief, Engineering and Construction Management

(ALL AWARD ACTIONS SUBJECT TO LAWFULLY APPROPRIATED FUNDS)
ACTION OF CSPEC COMMITTEE ON RECOMMENDATIONS ABOVE

MEMBERS APPROVING 5 MEMBERS DISAPPROVING 0 DATE 6/3/2021

OTHER

ACTION OF AWARDING AUTHORITY

APPROVED ✓ BH DATE

DISAPPROVED

OTHER

SIGNATURE OF AUTHENTICATION

SUBJECT: RFQ FOR D/B SVCS OF VERTICAL/ARCHITECTURAL PROJECTS

BID # CDB-0007-16

OPEN DATE: 10/21/2015

COMPETITIVE SEALED PROPOSAL EVALUATION COMMITTEE

KIND AND BASIS OF CONTRACT:
CONSTRUCTION – DESIGN/BUILD

AGENCY: DEPARTMENT OF PUBLIC WORKS

BASIS OF AWARD: EVALUATION CRITERIA

NUMBER OF BIDS INVITED: 4 NUMBER RECEIVED: 2 OTHER: 1

SUMMARY OF BIDS AND RECOMMENDED ACTIONS:
The City had previously issued this RFP, and the evaluation committee has evaluated proposals. Subsequently, presentations were conducted and evaluated on February 4, 2016; 02/11/16 Auld & White Constructors LLC was awarded as highest ranking firm with funding not-to-exceed $6,000,000.00 annually for a period of service for five (5) years

Recommend approval of award to include the rate sheets as part of Exhibit A, as they were omitted from original award. No additional changes are needed.

Attachments: Recommendation Memo, Previous Award (s)

BUYER Marilyn Laudler
MARILYN LAUDLER

RESPECTFULLY SUBMITTED
GREGORY PEASE, CHIEF
PROCUREMENT DIVISION

CONCURRENCE BY: Thomas N. Fallin, P.E., Chief, Engineering & Construction Management Division

(ALL AWARD ACTIONS SUBJECT TO LAWFULLY APPROPRIATED FUNDS)
ACTION OF CSPEC COMMITTEE ON RECOMMENDATIONS ABOVE

MEMBERS APPROVING 5 MEMBERS DISAPPROVING DATE. 6-16-16

OTHER

Teresa R. Eikhan

ACTION OF AWARDING AUTHORITY

APPROVED ✓ D ED 6/16/16

OTHER:

SIGNATURE OF AUTHENTICATION

SUBJECT: RFQ FOR D/B SVCS OF VERTICAL/ARCHITECTURAL PROJECTS

BID # CDB-0007-16

OPEN DATE: 10/21/2015

COMPETITIVE SEALED PROPOSAL EVALUATION COMMITTEE

KIND AND BASIS OF CONTRACT:
CONSTRUCTION - DESIGN/BUILD

AGENCY: DEPARTMENT OF PUBLIC WORKS

BASIS OF AWARD: EVALUATION CRITERIA

NUMBER OF BIDS INVITED: 4 NUMBER RECEIVED: 3 OTHER: 1

SUMMARY OF BIDS AND RECOMMENDED ACTIONS:
The City had previously issued this RFP, and the evaluation committee has evaluated proposals. Subsequently, presentations were conducted and evaluated on February 4, 2016. Based upon the combination of proposal and presentation evaluations, scores and rankings are as follows (Listed in alphabetical order):

1) Auld & White Constructors, LLC (Score 116)
3) Saur, Inc. (Score 115)
2) Stellar Group, Inc (Score 115.5)

Recommend approval of award to Auld & White Constructors, LLC, as receiving the highest score in accordance with the evaluation and ranking above. Period of Service will be five (5) years from effective date of contract with funding not-to-exceed $6,000,000.00 annually. To be executed by formal contract through Office of General Counsel.

Attachments. Recommendation Memo, Scoring Matrix, Previous Award

BUYER For - MARILYN LAIDLER

RESPECTFULLY SUBMITTED

GREGORY PEASE, CHIEF
PROCUREMENT DIVISION

CONCURRENCE BY: Thomas N. Fallin, P.E., Acting Chief-Engineering & Construction Management Division

(ALL AWARD ACTIONS SUBJECT TO LAWFULLY APPROPRIATED FUNDS)
ACTION OF CSPEC COMMITTEE ON RECOMMENDATIONS ABOVE

MEMBERS APPROVING 5 M MB RS SAPPR VING DATE: 2/11/16

OTHER

ACTION OF AWARDING AUTHOR TE

APPROVED D APPROV D

OTHER:

SIGNATURE OF AUTHENTICATION

SUBJECT: RFQ- FOR DESIGN-BUILD SERVICES OF VERTICAL/ARCHITECTURAL PROJECTS

BID # CDB-0007-16

OPEN DATE: 10/21/2015

COMPETITIVE SEALED PROPOSAL EVALUATION COMMITTEE

KIND AND BASIS OF CONTRACT
CONSTRUCTION – DESIGN/BUILD

AGENCY DEPARTMENT OF PUBLIC WORKS

BASIS OF AWARD: EVALUATION CRITERIA

NUMBER OF BIDS INVITED: 4 NUMBER RECEIVED 2 OTHER 1

SUMMARY OF BIDS AND RECOMMENDED ACTIONS:
The City had previously issued the RFP, and the evaluation committee has evaluated proposals. Based upon the proposal evaluation, the average scores and rankings are as follows and two with tie scores (Listed in alphabetical order)

1) Auld & White Constructors, LLC (Score 87.5)
1) Sauer, Inc. (Score 87.5)
3) Stellar Group, Inc. (Score 86.5)

Pursuant to Section 2.6 – Award of Contract of the RFP recommend approval to conduct formal interviews with each of the three-top ranked Firms.

Attachments: Recommendation Memo Scoring Matrix Bid Tabulation Section 2.6. SEB Letter

BUYER MARILYN LAIDLER

RESPECTFULLY SUBMITTED GREGORY PEASE, CHIEF PROCUREMENT DIVISION

CONCURRENCE BY William J. Joyce, P.E., Chief-Engineering & Construction Management

(ALL AWARD ACTIONS SUBJECT TO LAWFULLY APPROPRIATED FUNDS)
ACTION OF CSPEC COMMITTEE ON RECOMMENDATIONS ABOVE

MEMBERS APPROVING 5 MEMBERS DISAPPROVING DATE

OTHER

ACTION OF AWARDING AUTHORITY DATE 1/14/16

APPROVED ✓ DISAPPROVED

OTHER:

SIGNATURE OF AUTHENTICATION Sandra Moore SANDRA MOORE