

ANNUAL BUDGET

CITY OF JACKSONVILLE, FLORIDA



FOR THE FISCAL YEAR ENDING SEPTEMBER 30, 2012

CITY OF JACKSONVILLE, FLORIDA

ANNUAL BUDGET
FOR THE FISCAL YEAR ENDING
SEPTEMBER 30, 2012

ALVIN BROWN
MAYOR

KEVIN HYDE
CHIEF ADMINISTRATIVE OFFICER

C. RONALD BELTON
CHIEF FINANCIAL OFFICER

CITY OF JACKSONVILLE, FLORIDA

Annual Budget

CITY OF JACKSONVILLE, FLORIDA
FOR THE FISCAL YEAR ENDING SEPTEMBER 30, 2012

Alvin Brown
MAYOR

Kevin Hyde
CHIEF ADMINISTRATIVE OFFICER

City Council Members
Stephen C. Joost, President
Group 3 At-Large

Clay Yarborough, District 1
William Bishop, District 2
Richard A. Clark, District 3
Don Redman, District 4
Lori N. Boyer, District 5
Matt Schellenberg, District 6
Dr. Johnny Gaffney, District 7
E. Denise Lee, District 8
Warren A. Jones, District 9
Reginald L. Brown, District 10
Ray Holt, District 11
Doyle Carter, District 12
Bill Gulliford, District 13
Jim Love, District 14

Kimberly Daniels, Group 1 At-Large
John R. Crescimbeni, Group 2 At-Large
Greg Anderson, Group 4 At-Large
Robin Lumb, Group 5 At-Large

Ronnie Belton
CHIEF FINANCIAL OFFICER

2011-2012 ANNUAL BUDGET

CITY OF JACKSONVILLE, FLORIDA



2011-2012 ANNUAL BUDGET

CITY OF JACKSONVILLE, FLORIDA

ANNUAL BUDGET

TABLE OF CONTENTS

PREFACE	9
INTRODUCTION	
Mayor's Message	18
City Council President's Message	19
Mission, Vision, Guiding Principles	20
Award for Distinguished Budget	21
Organizational Chart	22
Profile	23
History	24
Consolidation	26
Form of Government	29
Fact Sheet	30
Budget Highlights	31
The Annual Budget	32
Budgetary Entity	32
Financial Policies	33
Conformity with Generally Accepted Accounting Principles (GAAP)	39
Major City Revenues	41
Budget Revision Procedures	50
Budget Process	51
Budget Calendar	54
Financial Condition	56
Statement of Revenues, Expenditures, and Changes in Fund Balances	57
Net Budget	58
Comparative Net City Budget	60
Comparative Net Consolidated Budget	61
Budgeted Revenues, Expenditures and Reserves	65
Budgeted Revenues by Department All Funds	69
Budgeted Expenditures by Department All Funds	70
Personnel Distribution by Department	71
Part-Time Hour Distribution by Department	73
Personnel Distribution by Employee Type	74
Public Safety vs. Non Public Safety Staffing	75
Interfund Contributions	76
Anticipated Grants	77
GENERAL FUNDS	
Summary of Subfunds Table	87
Graphs	88
011 General Fund – General Services District	89
012 Mosquito Control - State 1	144
015 Property Appraiser	146
016 Clerk of the Court	149
017 Tax Collector	151
018 Emergency Contingency	154
019 Public Safety Initiative	156

CITY OF JACKSONVILLE, FLORIDA

SPECIAL REVENUE FUNDS

Special Revenue Funds – Table of Contents	160
Summary of Subfunds Table	161
Graphs	162
112 Concurrency Management System	163
121 Air Pollution Tag Fee	166
127 Air Pollution - Environmental Protection Agency (EPA)	168
128 Ambient Air Monitoring	170
132 Tourist Development Council	172
141 Streets and Highways Five-Year Road Program	174
142 Local Option 1/2 Cent Transportation	176
143 Local Option Gas Tax	178
154 Hazardous Waste Program	180
157 Alcoholic Rehabilitation Program	182
159 Building Inspection	184
15B Duval County Law Library	188
15D Animal Care and Control	190
15F Tree Protection Fund	192
15G Veterinary Services	194
15L Juvenile Drug Court	196
15Q Court Innovations -Judicial Support	198
15R Legal Aid	200
15T Court Cost Courthouse Trust	202
15U Recording Fees Technology	204
15V Teen Court Programs Trust	206
15W Library Conference Facility Trust	208
171 911 Emergency User Fee	210
181 Northside Tax Increment District – USD1 B/C North Combined	212
182 Southside Tax Increment District – USD1 A	214
184 Jacksonville Beach Tax Increment District	216
185 JIA Area Redevelopment Tax Increment District	218
186 Soutel/Moncrief Tax Increment District	220
191 Jacksonville Children's Commission	222
1A1 Community Development	224
1D1 Huguenot Park	226
1D2 Kathryn A. Hanna Park	228
1D8 Florida Boater Improvement Program	232
1DA Cecil Field Commerce Center	234
1F4 Beach Erosion - Local	236
1H2 Animal Care and Control Programs	238
1HA Driver Education Safety Trust Fund	240
1I1 Better Jacksonville Trust	244

ENTERPRISE FUNDS

Enterprise Funds – Table of Contents	246
Summary of Subfunds Table	247
Graphs	248
411 Public Parking System	249
412 Parking Garage Revenue	252
431 Motor Vehicle Inspection	254
441 Solid Waste Disposal	256
442 Contamination Assessment	260
443 Landfill Closure	262
445 Solid Waste Facilities Mitigation	264
446 Solid Waste Class III Mitigation	266
44G Solid Waste Debt Svc - 2009B ETR	268

CITY OF JACKSONVILLE, FLORIDA

44H Solid Waste Debt Svc – 2009C ETR -----	270
44I SW Mitigation Capital Projects-----	272
461 Stormwater Services -----	274
462 Stormwater Services - Capital Projects-----	278
4A1 Municipal Stadium - Events -----	280
4A2 Municipal Stadium – SMG -----	282
4A6 Municipal Stadium – Debt Service-----	284
4B1 Memorial Arena – Events -----	286
4B2 Memorial Arena – SMG -----	288
4B6 Memorial Arena – Debt Service -----	290
4C1 Baseball Stadium – Events-----	292
4C2 Baseball Stadium – SMG -----	294
4C6 Baseball Stadium – Debt Service -----	296
4D1 Performing Arts - Events -----	298
4D2 Performing Arts – SMG -----	300
4D6 Performing Arts – Debt Service -----	302
4E1 Convention Center - Events-----	304
4E2 Convention Center – SMG -----	306
4F1 Equestrian Center - Events-----	308
4F2 Equestrian Center – SMG -----	310
4F6 Equestrian Center – Debt Service -----	312
4G1 Sports Complex Capital Maintenance -----	314

INTERNAL SERVICE FUNDS

Internal Service Funds – Table of Contents-----	316
Summary of Subfunds Table-----	317
Graphs-----	318
511 Fleet Management - Operations-----	320
512 Fleet Management – Vehicle Replacement-----	322
513 Fleet Management – Direct Replacement -----	326
521 Copy Center -----	328
531 Information Technology Department (ITD) Operations -----	330
533 Communications-----	334
534 Radio Communications -----	336
536 Technology System Development -----	340
551 Office of General Counsel-----	342
561 Self Insurance-----	344
571 Group Health -----	346
581 Insured Programs -----	348
592 Banking Fund-----	350
59B 2008 Special Revenue Bond Debt -----	354
59C 2009A Special Revenue Bond Debt -----	356
59D 2009C Special Revenue Bond Debt -----	358
59E 2010A Special Revenue Bond Debt-----	360
59F 2010C Special Revenue Bond Debt-----	362
59G 2011A Special Revenue Bond Debt -----	364
59H 2012 Special Revenue Bond Debt -----	366
Summary of Subfunds Table -----	368
31P 2002 Guaranteed Entitlement Construction Fund -----	370
31W 2002B Excise Taxes Revenue Bond -----	374
322 General Capital Projects-----	376
327 Authorized Capital Projects -----	378
328 2010 Authorized Capital Projects -----	380
32A 2012 Authorized Capital Projects -----	382
341 River City Renaissance Bond -----	384

CITY OF JACKSONVILLE, FLORIDA

362 ETR Bond Construction Fund (Proton Beam)	386
363 2004 Excise Taxes Revenue Bond	388
364 ETR Bond, River City Marketplace	390
611 General Employees Pension	392
613 Correctional Officers Pension	394
614 Disability Pension Trust	396
64A Sheriff's Trusts	398
721 Jacksonville Housing Finance Authority	400
751 Jacksonville Economic Development Commission	402
759 Jacksonville Economic Development Commission-Cecil Field Trust	405

DEBT MANAGEMENT

Debt Management Policies and Plans	408
Analysis of Bonded Indebtedness	412
Schedule of Debt Service Requirements	416

CAPITAL PROJECTS

Introduction	447
Process	447
Adopted Five-Year Capital Improvement Program	449
Funding	449
Capital Projects Operating Impact	449

DEPARTMENTAL BUDGETS

Schedule of Appropriations by Department	514
Advisory Boards	520
Central Operations	524
City Council	532
Clerk of the Court	538
Courts	540
Environmental and Compliance	543
Finance	550
Fire and Rescue	557
General Counsel	564
Housing	568
Information Technology	578
Jacksonville Children's Commission	583
Jacksonville Economic Development Commission	593
Jacksonville Housing Finance Authority	590
Jacksonville Human Rights Commission	574
Mayor's Office	598
Medical Examiner	601
Office of the Sheriff	605
Planning and Development	610
Property Appraiser	617
Public Defender	623
Public Health	626
Public Libraries	629
Public Works	633
Recreation and Community Services	643
State Attorney	659
Supervisor of Elections	656
Tax Collector	662

CITY OF JACKSONVILLE, FLORIDA

APPENDIX

Assessed and Estimated Actual Values of Taxable Property-----	665
Property Tax Rates – All Overlapping Governments -----	666
Value of Building Permits Issued -----	667
Construction Activity -----	668
Civilian Labor Force, Employment, and Unemployment -----	668
Gross Sales and Florida Price Level Index for Duval County-----	669
Miscellaneous Statistical Data-----	670
Demographic Information -----	673
Glossary-----	675
Index -----	685

CITY OF JACKSONVILLE, FLORIDA



2011-2012 ANNUAL BUDGET

CITY OF JACKSONVILLE, FLORIDA

How to Use this Book

Format and Organization of this Book

This book is separated by tabs. Each tab represents a separate section of the City of Jacksonville's budget. All departments will have a uniform format to promote greater understanding by our citizens.

Introduction – This introductory section provides a profile of the City of Jacksonville, its history, budget highlights, information on financial policies and GAAP, an overview of major city revenues and expenditures, the City's budget calendar, and its personnel distribution.

General Funds – The General Funds section includes additional information and descriptions on those funds which include most of the City's basic municipal services.

Special Revenue Funds – The Special Revenue Funds section provides detailed information on those funds and trusts which have been established to account for revenues that are restricted to special uses.

Enterprise Funds – The Enterprise Funds tab contains data concerning the City's funds where costs will be recovered primarily through user charges, similar to private business.

Internal Service Funds – This tab includes greater detail on those funds which operate by providing its goods and/or services to other departments or agencies within the City, for which they are reimbursed by the recipient.

Other Funds – All funds not represented in the General Fund, Special Revenue Funds, Enterprise Funds, or Internal Service Funds sections are accounted for in the Other Funds tab.

Debt Management – An analysis of bonded indebtedness and various schedules of debt services requirements, in addition to debt policies and procedures, are the focus of the Debt Management tab.

Capital Projects – The Five-Year Capital Improvement Plan, a multi-year forecast of major capital buildings, infrastructures, and equipment needs of the City, is presented in this tab.

Departmental Budgets – This tab is comprised of more descriptive information in regard to budgetary and operational revenues and expenditures for each department or regulatory board within the City

Appendix – The appendix tab includes an index and glossary, miscellaneous statistical data, demographic information, construction activity, gross sales, and property tax figures.

Format and Organization of the Fund Pages

Each fund tab contains a Summary of Subfunds page. This page details the personnel expenses, operating expenses, capital outlay, grants and aids, other uses, and current fiscal year budgeted expenditures for the fund. Immediately following the Summary of Subfunds page, each subfund will be presented in greater detail. On the respective subfund page, the reader is presented with the following information:

Description – The description is a summary of revenues and expenditures within the subfund, followed by valuable information on the history of the subfund, its implementation, and/or any ordinances or legislation which govern the subfund.

CITY OF JACKSONVILLE, FLORIDA

Revenues – The Revenues section provides information on monies generated from taxes, charges for services, fines and forfeits, transfers, miscellaneous and other sources. Verbiage is presented to indicate the specific revenue source along with an explanation of significant increases/decreases from the prior years' budget.

Expenditures – The Expenditures section presents additional detail on personnel expenses, operating expenses, capital outlay, other uses, and grants and aids. Similar to the Revenues section, the Expenditures section also provides verbiage which explains material increases/decreases from the prior years' budget.

Format and Organization of the Department Budgets

The Department Budgets tab begins with a schedule of appropriations by department, which details personnel expenses, operating expenses, capital outlay, grants and aids, and other uses of expenditure appropriations for each department by fund type. Directly following this schedule are the various department and division pages which show the following information:

Organizational Chart – This page will show the department's mission and/or vision, along with the organizational hierarchy for the department and its various branches or divisions.

Function – The function is presented on the division pages. Each division's purpose is indicated here, along with the scope of that division's responsibilities.

Highlights – The Highlights section outlines what the department or division hopes to accomplish with the adoption of the proposed budget for the fiscal year.

Analysis – An analysis of material changes to expenditures (personnel, operating, capital, and other uses) is presented on each department division page. In addition, any changes to personnel data from one fiscal year to the next would be presented here.

Financial Data – Expenditure information concerning the department's financials is presented on this page. The expenditures are represented by division and totaled.

Personnel Data - This section shows the number of authorized positions by division, in addition to the number of part time hours allocated to the divisions.

CITY OF JACKSONVILLE, FLORIDA

GENERAL FUNDS Summary of Subfunds

S/F	Description	Personnel Expenses	Operating Expenses	Capital Outlay	Debt Service	Grants and Aids	Other Uses	FY 09 Budgeted
011	General Fund-GSD	499,967,243	230,299,824	9,812,636	74,988,708	34,597,216	121,775,862	971,441,489
012	Mosquito Control State 1	28,044	320,979	31,437				380,460
015	Property Appraiser	7,390,157	962,366	1				9,352,524
016	Clerk of the Court	1,941,956	6,923	1			1,300,564	4,549,444
017	Tax Collector	9,857,217	62	1,699,106				15,498,185
018	Emergency Reserve						38,602,251	38,602,251
019	Public Safety Initiative	461,016				9,968,735		11,194,415
	Total General Funds	519,645,633	238,590	543,181	74,988,708	44,565,951	161,678,677	1,051,018,768

This table includes a personnel expenses column by fund, which includes regular salaries and wages, other salaries and wages, overtime, special pay, federal taxes, retirement contributions, life and health insurance and workers' compensation insurance.

**CITY OF JACKSONVILLE, FLORIDA
CITY OF JACKSONVILLE, FLORIDA**

DEPARTMENT OF FINANCE

DEPARTMENT VISION:

Each department lists its vision which equates to its overall theme.

The Department will provide services that exceed expectations to all of our customers. It will provide a work environment for all employees of the Department which offers opportunities to contribute, earn rewards and recognition, and to achieve personal and professional growth. The Department will operate with a common purpose, organizational unity, effective communication and a competitive spirit.

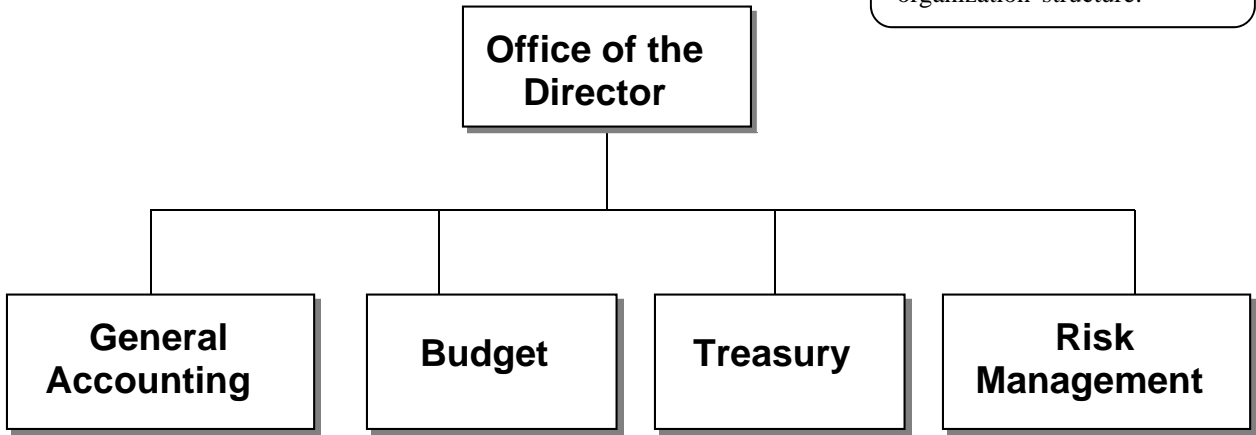
DEPARTMENT MISSION:

The department will list its mission and goals for the next two to five years.

The Department of Finance will continually provide efficient, effective, innovative services and fiscal expertise with responsibility to all departments and agencies of the Consolidated City of Jacksonville.

Organizational Structure

Every department section includes a chart depicting the organization's structure.



CITY OF JACKSONVILLE, FLORIDA

FINANCE

EXPENDITURES BY DIVISION	FY 07 Actual	FY 08 Budget	FY 09 Approved	Dollar Change	Percent Change
ACCOUNTING DIVISION					
PERSONNEL EXPENSES	2,738,000	3,096,384	3,192,541	96,157	3.1%
OPERATING EXPENSES	1,714,655	2,003,643	1,285,212	-718,431	-35.9%
CAPITAL OUTLAY	0	1	1	0	0.0%
DIVISION TOTAL	4,453,289	5,100,028	4,477,754	-622,274	-12.2%
BUDGET DIVISION					
PERSONNEL EXPENSES	732,282	813,093	998,800	185,707	22.8%
OPERATING EXPENSES	215,349	234,016	217,000	-16,985	-7.3%
CAPITAL OUTLAY	0	1	1	0	0.0%
DIVISION TOTAL	947,631	1,047,110	1,215,801	168,691	16.0%
GENERAL EMPLOYEE PENSIONS					
PERSONNEL EXPENSES	369,669	389,043	459,731	70,688	18.2%
OPERATING EXPENSES	2,268,750	9,235,684	10,802,182	1,566,498	17.0%
CAPITAL OUTLAY	0	1	1	0	0.0%
OTHER USES	-389,606	298,644	251,563	-47,081	-15.8%
DIVISION TOTAL	2,248,813	9,923,372	11,513,477	1,590,105	16.0%
OFFICE OF THE DIRECTOR					
PERSONNEL EXPENSES	3,346,736	1,535,246	1,810,242	274,996	17.9%
OPERATING EXPENSES	1,246,971	507,002	599,510	92,508	18.2%
CAPITAL OUTLAY	41,574	1	1	0	0.0%
GRANTS AND AIDS	15,500	0	0	0	0.0%
DIVISION TOTAL	4,650,781	2,042,249	2,409,753	367,504	18.0%
RISK MANAGEMENT					
PERSONNEL EXPENSES	964,872	1,624,611	1,705,695	81,084	5.0%
OPERATING EXPENSES	38,229,615	39,131,813	35,399,399	-3,732,414	-9.5%
CAPITAL OUTLAY	0	79,903	1	-79,902	-100.0%
OTHER USES	107,305	387,680	417,101	29,421	7.6%
DIVISION TOTAL	39,301,792	41,224,007	37,522,196	-3,701,811	-9.0%
TREASURY					
PERSONNEL EXPENSES	683,218	746,531	815,700	69,169	9.3%
OPERATING EXPENSES	901,878	727,899	922,466	194,567	26.7%
CAPITAL OUTLAY	3,652	1	1	0	0.0%
DEBT SERVICE	2,616,875	28,964,930	38,171,067	9,206,137	31.8%
OTHER USES	0	72,057,308	109,893,356	37,836,048	52.5%
DIVISION TOTAL	4,205,622	102,496,669	149,802,590	47,305,921	46.2%
TOTAL EXPENDITURES	55,807,928	161,833,435	206,856,418	45,022,983	27.8%

Each department's financial page will be separated by division. Expenditures are shown for the prior two years as well as for the current year.

CITY OF JACKSONVILLE, FLORIDA

FINANCE

	FY 07	FY 08	FY 09	Change
AUTHORIZED POSITIONS				
ACCOUNTING DIVISION	50	51	49	-2
BUDGET DIVISION	40	11	11	0
GENERAL EMPLOYEE PENSIONS	6	6	7	1
OFFICE OF THE DIRECTOR	63	16	17	1
RISK MANAGEMENT	18	23	23	0
TREASURY	9	10	10	0
PART TIME HOURS				
BUDGET DIVISION	51,851	1,040	1,040	0
GENERAL EMPLOYEE PENSIONS	0	0	1,080	1,080
OFFICE OF THE DIRECTOR	11,398	7,118	7,118	0
RISK MANAGEMENT	2,800	2,800	2,800	0
TREASURY	2,000	2,000	2,000	0

The number of authorized positions and part-time hours for each division within the department is shown for a three year period, along with the change from the prior fiscal year.

CITY OF JACKSONVILLE, FLORIDA

DEPARTMENT :	Finance
DIVISION:	Office of the Director

FUNCTION:

The function defines the division's purpose within the city.

The Director's Office provides the financial, managerial and administrative support to its divisions to meet specific divisional goals as well as collective department goals.

HIGHLIGHTS:

Each Division will display accomplishments and changes from the previous year.

- Implementation of the new Defined Contribution option for the General Employees Pension Plan
- Assist with implementation of the Jacksonville Journey Program

ANALYSIS:

Each Division will display an abbreviated financial comparison with the previous year.

Personnel Expenses

There was a net increase of \$274,996 in personnel expenses due to a cost of living allowance, filling two vacancies in the Office of Performance Auditing and transferring the Inspector General's position from the Office of the Mayor to the Finance Director's Office. Some of this personnel expense is due to a budgeted lapse of \$52,183 that was restored. Because there was a change in the allocation methodology, Worker's Compensation also increased.

Operating Expenses

There was an increase in operating expenses of \$92,508, mostly due to a change in internal service allocations for Information Technology and General Counsel fees.

Capital Outlay

No Capital items were budgeted for FY 09.

CITY OF JACKSONVILLE, FLORIDA

How to use this Book

How to read Annual Budget Book Financial Schedules

The Chart of Accounts – The budget is organized according to the City of Jacksonville, Florida chart of accounts – the financial accounting and coding structure used in both the budget ordinance and this book. The chart of accounts is composed of funds, sub-funds, departments, divisions and object accounts.

Funds – A fiscal and accounting entity that is comprised of a self-balancing set of accounts that reflect all assets, liabilities, equity, revenue, and expenditures (or expenses) necessary to disclose financial position and the results of operations. Funds are established as individual entities in order to segregate financial records for purposes of legal compliance, different natures of the activities performed, measurement of different objectives, and to facilitate management control. Generally, the number of individual funds is kept to the lowest number that allows effective and efficient management, with activities that are similar in nature and purpose accounted for in the same fund.

Sub-fund – A budgetary and accounting entity that is a division of a fund. Although the fund level where all pertinent accounts must be self-balancing, most sub-funds of the City are also self-balancing.

Departments – A division of the City having a specialized function and personnel.

Divisions - A distinct or separate function within a department.

Object accounts – A budgetary and accounting classification that is the basic level for line item budgetary reporting and control. Objects include goods and services with similar characteristics, such as employee benefits or supplies.

The Finance Department maintains detailed financial information by fund, sub-fund, department, division, and object account. However, this book presents the budget at a more understandable level by department, division, fund, sub-fund and object account,

How to Read the Financial Pages – Each financial page presents a summary of revenues and expenditures for the department's operations in one of seven fund types:

- The GSD General Fund,
- The Special Revenue Fund,
- Capital Project Fund,
- Enterprise Fund,
- Internal Service Fund,
- Trust & Agency Fund,
- Component Unit

The top of the page presents sources of money – revenues, banking fund borrowings and transfers from other funds. The bottom half presents uses of money – expenses, expenditures, and transfers to other funds of the government.

The remainder of this page, and all of the next, describe in order what is represented by the rows of the expenditure and revenue financial tables.

Personnel Expense – Salaries and wages (permanent and probationary, worker's compensation payments, terminal leave, salaries part time, salaries/benefits lapse, salaries overtime, special pay, shift differential, leave rollback/sellback, supervisory differential, out of class pay), employee

CITY OF JACKSONVILLE, FLORIDA

benefits (FICA, Medicare Tax, pension contribution, deferred compensation plan, FRS pension ER contribution, group dental plan, group life insurance, group hospitalization insurance, employee accidental death insurance, workers' compensation insurance), unemployment insurance, etc.

Expenses:

Operating Expenses – Professional Services, security/guard service, contract food services-jail, service of process, auto allowance, travel expense, local mileage, postage, telephone and telegraph, internal services charges, legal, copier consolidation, fleet vehicle rental, banking fund, electricity, fuel oil and gas, water, landfill charges, large volume container, rentals, equipment rentals, installment purchases, term lease with option, insurance & bonds-non payroll, general liability insurance, miscellaneous insurance, aviation hull/chemical, repairs and maintenance, printing and binding commercial, public buildings plant renewal, civil defense-guard service, informant's fund, clothing, clean, shoe/transfer all, tool allowance, miscellaneous services & charges, office supplies-other, agricultural supplies, chemical and drugs, clothing, uniforms & safety equipment, personal care supplies, repair and maintenance supplies, other operating supplies, employee training, dues, subscriptions & memberships, tuition reimbursement program, mobile equipment, etc.

Capital Outlay – Mobile equipment, other heavy equipment, office equipment, office furniture & equipment including fax machine, computer equipment & software, specialized equipment, specialized equipment, banking fund – office equipment, banking fund – other heavy equipment, banking fund – computer equipment & software, etc.

Grants and Aids – Subsidies & contributions to other government agencies, subsidies & contributions to private organizations, local match for grants, miscellaneous appropriations – pass throughs, other grants and aids, etc.

Other Uses – Supervision allocated, indirect cost (general government), contingency, adjustments prior year revenue/expenses, payment to fiscal agent, contribution to component unit, banking fund – contingencies, interfund transfer out for debt service interest, interfund transfers out for debt service principal, interfund transfer out, intrafund transfer out, etc.

Revenues:

Taxes - Ad valorem taxes, sales and use taxes, franchise fees, utility service taxes, etc.

Licenses and Permits - Business taxes, etc

Intergovernmental Revenue - Federal grants, federal payments in lieu of taxes, state grants, state shared revenues, contributions from other local units, etc

Charges for Services - General government, public safety, physical environment, human services, culture and recreation, other charges for services

Fines and Forfeits - Judgment and fines, violations of local ordinances, other fines and/or forfeits

Miscellaneous Revenue – Interest (including profits on investments rents and royalties), special assessments/impact fees, disposition of fixed assets, contribution & donations from private sources, gain or loss on sale of investments, other miscellaneous revenue, etc.

Other Sources – Interfund transfers in, debt proceeds, non operating sources, etc.



Dear Friends,

This booklet highlights the City of Jacksonville's budget for the 2011-12 fiscal year. I would like to congratulate all of the Council members and city staff who worked diligently to deliver a spending plan that did not raise taxes or fees or tap into any reserve funding to meet obligations. At a time when many of our fellow citizens are struggling with unemployment, foreclosure and other economic challenges, this budget puts a premium on protecting taxpayers by making city government do more with less.

Toward the goal of doing more with less, my administration has prioritized public-private partnerships that are designed to leverage the city's scarce resources and accomplish goals that will build a stronger, more vibrant and business-friendly community. For example, I appointed the first education commissioner in the city's history in order to ensure that the mayor's office was doing everything within its power to help our public schools succeed and educate our young leaders for the workforce of the 21st Century. This executive-on-loan is costing the city just \$1 annually. It is part of a movement in which the civic-minded businesses and institutions of our community are lending the services of some of their brightest, most talented employees to determine ways for us to grow jobs and reform our city's government to save taxpayer money. This year, my chief administrative officer is on loan and I'm also partnering at no cost with business leaders from the Chamber of Commerce and Jacksonville Civic Council to focus on business growth and revitalizing our Downtown.

Another first for Jacksonville, I have created the Office of Public-Private Partnership. This effort will build key relationships with community leaders and business people to create funding streams for popular events such as the Jacksonville Light Parade at zero cost to the taxpayer.

This budget is a key step in putting Jacksonville back to work. We must streamline our scarce resources to build more effective, efficient operations that will help set the policies to foster job growth for businesses, big and small. As part of that mission, I'm concentrating on all the things we already have that make Jacksonville great. Our ports are a great example. Our health care sector provides one-fifth of our jobs. Our parks system is second to none. We value our military community not only because of what it does in defense of our great nation, but because the military provides jobs and a \$12.2 billion economic impact.

Jacksonville is a city blessed with entrepreneurial talent and philanthropic spirit where good people overcome great obstacles by working together. I truly believe that if we work together, we can accomplish anything. This budget is a product of that tradition of teamwork. Thank you to the City Council and members of the public who spent long hours debating this budget to address our fiscal challenges in hope of a more prosperous tomorrow.

I did not consider myself immune to the tough decisions. I took a 20 percent pay cut. I eliminated 50 mayoral appointee positions. I'm not taking a city pension. As people make sacrifices all over our city, I felt it would be unjust to carry on at the same funding levels.

This budget is not just for you and me, it is for our children. It is about setting Jacksonville on the right course to rebound from the recession and become a more vibrant hub in our increasingly global economy.

Together, we can take Jacksonville to the next level.

Sincerely,

Alvin Brown
Mayor





Dear Friends,

A strong partnership between Mayor Alvin Brown and the Jacksonville City Council produced the first budget in several years that was balanced without raising taxes or fees or dipping into city reserves.

Mayor Brown took office on July 1, 2011, and promptly began working on the budget for the 2011-12 fiscal year. Despite being in a stagnating economy marked by declining property values, unsustainable pension obligations, health care and other increasing costs, Mayor Alvin Brown presented a balanced budget that did not increase any taxes or fees or dip into any city reserves.

In their exhaustive review of Mayor Brown's proposed budget, Councilman Richard Clark and the Finance Committee worked tirelessly to find additional savings that would help to address the City's fiscal position in these difficult economic times. Chairman Clark and his Finance Committee colleagues – Greg Anderson, Bill Bishop, John Crescimbeni, Bill Gulliford, Warren Jones, and Clay Yarborough – deserve great credit for their efforts to find savings and use it to pay down debt.

On September 27, 2011, after some important modifications, the full City Council unanimously adopted the budget after cutting an additional \$8 million and using those savings to pay down our debt. All told, the Brown Administration and City Council combined to save approximately \$60 million. All this was done while balancing citizen concerns regarding issues like public safety, streets, libraries, educational programs and many others. I appreciate the time that many citizens took to voice their concerns during the process.

Our work continues to reduce the cost of government. The Mayor and City Council have partnered to reform the Consolidated Government of Duval County and recently enacted a new city government structure that will help us work more efficiently and effectively. As your City Council President, I will continue to work with Mayor Brown and all Council members to help ensure that your local government continues to live within its means.

For the balance of this year and going into future years, the Jacksonville City Council is committed to making sure Jacksonville is the best run city in the United States.

Sincerely,

A handwritten signature in black ink that reads "Stephen C. Joost". The signature is fluid and cursive.

Stephen Joost
City Council President



CITY OF JACKSONVILLE, FLORIDA

MISSION

Serving you, meeting today's challenges, focusing on the future.

VISION

To make Jacksonville's local government the most responsible and effective city government in America, and Jacksonville the best place in the nation to live, work and raise a family.

GOALS

Streamline government to make it more effective, efficient

Focus on economic development and job creation

Create public-private partnerships

Amplify Jacksonville's status as a military-friendly city

Make Jacksonville a city in which all residents feel safe in their neighborhoods

Make Jacksonville a hub for Sports and Entertainment

CITY OF JACKSONVILLE, FLORIDA



GOVERNMENT FINANCE OFFICERS ASSOCIATION

Distinguished Budget Presentation Award

PRESENTED TO

**City of Jacksonville
Florida**

For the Fiscal Year Beginning

October 1, 2010

President

Executive Director

AWARD FOR DISTINGUISHED BUDGET PRESENTATION

The Government Finance Officers Association of the United States and Canada (GFOA) presented a Distinguished Budget Presentation Award to the City of Jacksonville, Florida for its annual budget for the fiscal year beginning October 1, 2010. This is the twenty-fifth year in a row that the city has received this award.

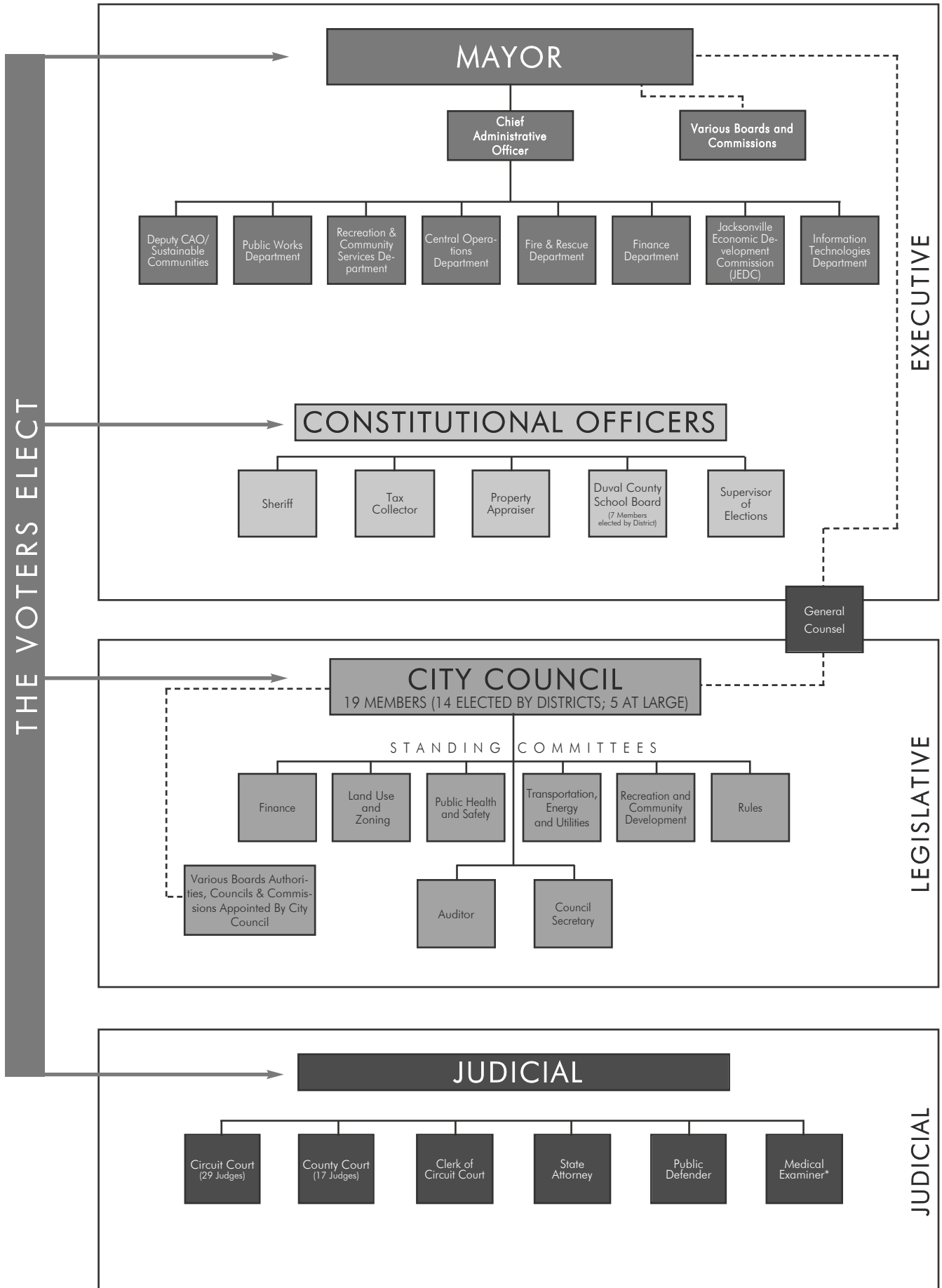
In order to receive this award, a governmental unit must publish a budget document that meets program criteria as a policy document, as an operations guide, as a financial plan, and as a communications device.

The award is valid for a period of one year only. We believe our current budget continues to conform to program requirements, and we are submitting it to GFOA to determine its eligibility for another award.

2011-2012 ANNUAL BUDGET

ORGANIZATIONAL CHART

CITY OF JACKSONVILLE, FLORIDA



CITY OF JACKSONVILLE, FLORIDA

PROFILE

Jacksonville, the largest city in land mass in the continental United States, lines both banks of the St. Johns River, which empties into the Atlantic Ocean about 20 miles from downtown. The St. Johns flows north through the state for 310 miles before turning east to the ocean at Jacksonville.

The city is a major metropolitan area located in Northeast Florida with a rapidly growing population of approximately 855,067 residents. The median age of Jacksonville residents is 35.3. The average household income is \$66,014, while the median household income is \$50,676.

Under its "strong mayor" form of government, the city's residents elect a mayor and a 19-member City Council, with five at-large members and 14 district members. Alvin Brown is Jacksonville's seventh mayor since the consolidation of Duval County and the City of Jacksonville governments in 1968. Additionally, the Florida Constitution requires the election of the following officers serving Duval County: Property Appraiser, Sheriff, Supervisor of Elections and Tax Collector. The Clerk of Courts, State Attorney and Circuit and County Judges are elected for the Fourth Judicial Circuit.

Due to its prime location, mild climate, reasonable cost of living, excellent quality of life and business-friendly government, Jacksonville is a popular location for corporate expansions and relocations. Jacksonville's status as major port location and an intermodal transportation hub is a tremendous asset for the city, which is also a leading distribution center. With a transportation network embracing international port and air cargo facilities and rail and trucking routes, millions of tons of raw materials and manufactured goods move through the city annually.

With a long history of fiscal responsibility, Jacksonville is recognized for its efficiently run government. Mayor Peyton has chosen three critical quality of life indicators as his focus for the remainder of his term: the health of the St. Johns River, economic development through job creation and public safety.

Jacksonville is home to many natural assets and claims one of the largest urban park systems in the country. The active and passive parks and preservation lands are a key part of Jacksonville's quality of life, as are the miles of beaches and waterways, a major symphony orchestra, the downtown sports and entertainment complex and myriad special events that this sports-loving city hosts each year. Home to the NFL's Jacksonville Jaguars, the city welcomed its first Super Bowl in 2005.

With a growing population, a diverse economy, many cultural and recreational opportunities and abundant natural resources, Jacksonville continues to distinguish itself as one of the nation's most dynamic and progressive cities.

CITY OF JACKSONVILLE, FLORIDA

HISTORY

Native Americans

The first human inhabitants reached the area of Jacksonville between 12,000 and 16,000 years ago. At that time, the coastline was approximately one mile further east than it is today because the Ice Age in progress at the time locked up more of the earth's water in glaciers.

The best known Native Americans to inhabit this area were the Timucua, who probably numbered about 150,000 at their peak. Following the appearance of Europeans in the 1500s, the Timucua numbers declined quickly as they succumbed to diseases introduced by European explorers and settlers as well as died in conflicts with the Europeans. By 1763, the Timucua were probably gone from the area completely.

European Discovery and Settlement

Northeast Florida was "discovered" by Ponce de Leon in 1513. He and his Spanish crew landed about 25 miles from today's Jacksonville, and named it *Pascua Florida* as a reminder that his landing occurred during the Feast of Flowers. He claimed the territory for the Spanish crown, then sailed off in search of a magic potion of eternal youth rumored to be a hidden treasure of this new land.

Jean Ribault, the French Huguenot, arrived on Florida's east coast in 1562. He met the native Timucua, exchanged gifts, and claimed possession in the name of the king of France by implanting a stone monument visible to subsequent ships.

A French colony was established in 1564, only to be eliminated by Spanish forces from nearby St. Augustine in 1565, the same year it was established. Florida's northeast coast was now firmly under Spanish control. The French did not attempt another colonization. Nothing remains of the original Fort de la Caroline used by the French. And St. Augustine, not Jacksonville, is now known as the nation's oldest city.

European Conflicts

In 1702, James Moore, the interim governor of Carolina colony, led a force of 500 English colonists and Yamasee Indians in an attack on Spanish Florida. When the colony of Georgia was established in 1733, its governor, James Oglethorpe, built a small fort on St. George Island to enforce his belief that the new English colony extended all the way to the St. Johns River. He later moved through the area on the way to attack St. Augustine during the 1740 conflict between the English and the Spanish known as the "War of Jenkins Ear."

Growth of permanent settlements

Before 1820, the larger settlement was on the south bank, where the guns of Spanish Fort St. Nicholas, erected in 1740, guarded the passing ships. A stone marker beside Atlantic Boulevard points to the fort's location.

Between 1763 and 1783, the area was a British colony known as British East Florida, but it was returned to Spain as part of the Treaty of Paris which ended the revolutionary war between England and 13 of its North American colonies.

The settlement that became Jacksonville was founded in 1791 as Cowford because of its location at a narrow point in the river where cattle once crossed. A marker now stands at the foot of Liberty Street, where the cattle were once driven across the river. From the south bank, an Indian trail led to St. Augustine. The Native Americans named the area Wacca Pilatka, which was translated to Cowford by English settlers.

In 1819, what became Jacksonville became part of the United States when Spain ceded the area to the United States in return for \$5 million as part of the Adams-Onis treaty. Florida became a

CITY OF JACKSONVILLE, FLORIDA

U.S. territory in 1821 and was granted statehood in 1845. In 1822 the city was renamed for the first military governor of the Florida Territory, General Andrew Jackson, who would later be elected President of the United States.

The earliest use of the name "Jacksonville" was in an 1822 petition to the U.S. Secretary of State asking that the town be officially recognized as a port of entry. While Andrew Jackson never visited Northeast Florida, he was the first military-governor of Florida following Spain's ceding of Florida in 1819. Jacksonville's first charter, creating a town government, was approved by the Florida Legislative Council on Feb. 9, 1832. Jacksonville's first mayor was William Mills. At that time, the office was called Intendant, which was a holdover from Spanish times.

1901 Fire

On May 3, 1901, downtown Jacksonville was ravaged by a fire that was started at a fiber factory. Known as the "Great Fire of 1901", it was one of the worst disasters in Florida history and the largest ever urban fire in the Southeast; it destroyed the business district; scoured more than 146 city blocks and turned 2,368 buildings to cinders. and rendered 10,000 residents homeless in the course of eight hours. It is said the glow from the flames could be seen in Savannah, Georgia and the smoke plumes in Raleigh, North Carolina.

After the Fire

After the Great Fire of 1901 "there seemed to be nothing left save a fringe of houses around the municipal periphery, like hair on a friar's head," reported H.L. Mencken in the Baltimore Sun. But Jacksonville got back on its feet quickly. Piers, docks, shipyards and terminals were quickly rebuilt. More than 13,000 buildings were constructed from 1901 to 1912. Architects flocked to the city, whose civic district was now virtually a blank slate. The most noted among them was the Famed New York architect, Henry J. Klutho, who relocated to Jacksonville in 1902. One of Klutho's biggest claims to fame was the St. James Building, for nearly a century the home to Cohen Brothers department store, later May-Cohen's and now City Hall.

The city still had its rail lines intact after the fire. Before the fire, Henry Flagler, a former Standard Oil partner of John D. Rockefeller's, began buying small regional lines and in 1912 merged them into the Florida East Coast (FEC) Railway. By the 1960s the city had become home to three major railroad lines: FEC, Atlantic Coast Line and the Seaboard Coast Line.

After the fire, the city reinvigorated its maritime commerce. In 1907 the river was dredged with help from the federal government to allow bigger ships into Jacksonville's terminals. The city government took control of the ports in 1912 and began building its own terminals. Jacksonville has one of the best natural seaports in the South, and, after the turn of the 20th century, shippers took advantage of distribution lines going north, south and west.

Geography and mild weather also helped Jacksonville become the Hollywood of the South. The "Metro" in Metro-Goldwyn-Mayer (MGM) was a small studio that began alongside the St. Johns River where Metropolitan Park now sits. By 1916, Jacksonville boasted more than 30 movie studios, including Metro, Vim, Kalem Garrick, Eagle, Motograph, Gaumont and Norman Studios. Comedian Oliver Hardy, who started as a ticket taker, was probably the city's most famous film star at the time.

During this era Jacksonville became a banking and insurance center. Barnett National Bank was already a major powerhouse, and its success spurred Atlantic National Bank (1903), Florida National Bank (1905) and others. One of Jacksonville's first insurance titans was the Afro-American Insurance Co., founded in 1919 by Abraham Lincoln Lewis. Later, when state law created a favorable environment for insurance companies, Jacksonville's skyline became dominated by insurance-company logos: Prudential, Gulf Life, Independent Life and American Heritage Life.

CITY OF JACKSONVILLE, FLORIDA

The U.S. Navy had a minor presence protecting the ports but did not have an official installation in Jacksonville until 1940, shortly before WWII. With the addition of two other bases, the Navy became a major employer as well as an economic force in the area.

Between 1950 and 1960, the county saw much growth in both population and development. This time frame has been referred to as the “Decade of Progress.” During this period, Duval County’s population increased by 48 percent to 451,411 residents. Development in downtown and throughout brought new business and a new federal building. City commissioners began planning to replace an airport and build the new central city library to be named after Haydon Burns, mayor of Jacksonville 1949-1965. Beyond the City limits during this decade, developers were constructing their suburban housing. Major regional enclosed shopping centers and malls opened. On the south side, Ira Koger’s Boulevard Center became one of the first suburban office parks in the nation.

The development progress was helped along in 1953 when the Florida legislature passed tax benefits for out-of-state insurance companies. From this, Prudential established its southeast regional home office in Jacksonville as well the State Farm Group expanded its facilities in the city. Later, Independent Life, Peninsula Life, Gulf Life, Blue Cross and Blue Shield, and the Afro-American Life Insurance Company built new home offices in Jacksonville. By the end of the decade, Jacksonville claimed the title “Insurance Center of the southeast,” with seventeen local headquartered insurance companies, five regional home offices, and twenty major general insurance agencies.

Jacksonville’s development expanded beyond suburban and commercial growth. Art and Children’s Museums opened and expanded. The Florida Legislature established the Jacksonville Expressway Authority(now known as the Jacksonville Transportation Authority) in 1955 following a decade of frustration and delays in the planning, funding, and construction of bridges and highways. A junior college, later to become a state university was established in Jacksonville. Downtown renewal, expanded transportation facilities, suburban growth and new or expanding cultural and educational institutions were substantial steps forward.

Consolidation

The consolidation of the Jacksonville city government and the Duval County government was initiated to achieve lower taxes, increased economic development, unification of the community, better public spending and effective administration by a more central authority.

A referendum to consolidate the county and city governments within Duval County was held on Aug. 8, 1967, and voters hoping to cut duplication, increase efficiency and restore confidence in municipal government approved the plan by a two-to-one margin. Only the small municipalities of Atlantic Beach, Baldwin, Jacksonville Beach and Neptune Beach voted not to join the consolidated government. The four separate communities, which comprise only six percent of the total county population based on the 2000 Census, provide most of their own municipal services.

On Oct. 1, 1968, the governments merged to create the Consolidated City of Jacksonville. The day was highlighted by a parade and fireworks that attracted 200,000 people. The new city limits covered an area of 841 square miles, 20 times its former size. Overnight, Jacksonville became the largest city in land area in the entire world – a record it held for many years until sparsely populated Juneau, Alaska, annexed itself into the record book.

Post Consolidation

From 1968 to 1979, a plan to revive downtown to compete with suburban shopping strips and giant shopping malls was put into effect. New construction included a downtown community college campus, a public health facility and the erection of the Independent Life Tower (later the Modis Building) which changed the city’s skyline.

CITY OF JACKSONVILLE, FLORIDA

The 1980's was the "Billion Dollar Decade" in Jacksonville as downtown development saw the empty Union Station on the western fringe of downtown converted into a convention center, a beautifully restored Florida Theatre re-opened in 1983, and the Mayport Jazz Festival moved to newly developed Metropolitan Park.

The river was a focal point in the mid-eighties. The 1.2 mile Southbank Riverwalk opened in 1985 with the promise of parks, restaurants and a beautiful view of developments on the north bank of the river. Those developments included the completion in June 1987 of the Rouse Company's Jacksonville Landing with its distinctive orange roof, retail stores, eateries and a courtyard perfect for entertainment.

Traffic flow to and from downtown was necessary for sustained growth and development. In March 1989, voters narrowly backed a referendum to replace toll booths with a half-cent sales tax increase. By the end of the year, tolls on the Mathews, Fuller Warren, Hart and I-95 Trout River bridges were a thing of the past.

Between 1991 and 1995, the River City Renaissance did bring the new City Hall at St. James, built in the shell of the vacant May-Cohen department store, and the Times-Union Center for the Performing Arts, a project that combined public and private funding and added cultural sparkle to the river's north bank. Moving city hall from its riverside location to Hemming Plaza initiated development of a downtown "government center."

A major boon came with the acquisition of the Jacksonville Jaguars National Football League franchise. On November 30, 1993, the NFL saw the potential as well as the local enthusiasm for professional football and awarded Jacksonville a franchise, making the city the home of the Jaguars.

The Better Jacksonville Plan was launched in 2000, envisioning a total of \$2.25 billion in improvements. On September 5, 2000, voters passed a half-cent sales tax to fund an ambitious program of \$1.5 billion in projects that would provide, among other things, the urban core with a state-of-the-art sports and entertainment arena, a classic-styled minor league baseball stadium, Florida's largest public library and, ultimately, a new county courthouse. This second half-penny sales tax was combined with \$750 million from the first half-penny sales tax that was passed in March 1989 to generate a total of \$2.25 billion in funding.

Seeking to make downtown more tourist and pedestrian friendly, four downtown "pocket parks" were developed and construction of the \$8.2 million dollar extension of the Northbank Riverwalk from the CSX Building to the Fuller Warren Bridge.

The arena and baseball stadium authorized under the Better Jacksonville Plan opened in 2003 and the new main library opened in October 2005.

Today, the City of Jacksonville is home to three Fortune 500® Companies, CSX Corporation, Winn-Dixie Stores, Inc., and Fidelity National Financial. The CSX Corporation is ranked 259 on the Fortune 500® list and provides rail-based transportation services in North America. It provides integrated intermodal transportation services linking customers to railroads, through trucks and terminals.

Winn-Dixie Stores, Inc. operates as a food retailer in the southeastern United States. The company's stores offer grocery, meat, seafood, produce, deli, bakery, floral, health and beauty, and other general merchandise items. Its stores also provide pharmacy, liquor, and fuel products. Today, Winn-Dixie is one of the largest food retailers in the nation and ranks 340 on the Fortune 500® list.

Fidelity National Financial, Inc., currently ranked number 366 on the fortune 500® list of America's largest companies, is a leading provider of title insurance, specialty insurance and

CITY OF JACKSONVILLE, FLORIDA

claims management services. The company is mainly comprised of: Fidelity National Title Group, Inc.; and Fidelity National Property and Casualty Insurance Group.

Military Connections

Three military installations in the City combine to make Jacksonville the second largest Naval Complex on the East Coast. The area's four Navy bases employ more than 56,000 and have a combined payroll of \$1.59 billion. The largest of these installations, Jacksonville Naval Air Station, covers 3,800 acres on the west bank of the St. Johns River and employs more than 23,000 active duty and civilian personnel. Its Naval Aviation Depot, renamed to Naval Air Depot (NADEP) Jacksonville in 2001, covers over 100 acres of land on the St. Johns River and is the largest industrial employer in northeast Florida with over 3,700 employees, and one of only three such facilities remaining in the Navy. Most recently, NADEP Jacksonville became the first command in the Department of Defense to receive comprehensive ISO 9001:2000 certification.

Naval Station Mayport is homeport for guided missile cruisers, destroyers, guided missile destroyers and guided missile frigates, a total of 23 ships, plus six helicopter squadrons. NS Mayport covers 3,409 acres and employs over 15,000 military and civilians, making the station the third largest naval facility in the continental United States.

The Marine Corps Blount Island Command is located on the east end of Blount Island and employees many employs 799 people, mostly civilians, including contractors. Its location on Blount Island in the St. Johns River makes it a premium facility for the worldwide support of the Marine Corps through its Maritime Prepositioning Program.

Although not listed as one of the three military installations in Jacksonville, the Navy's \$1.7 billion Trident Nuclear Submarine Base, located 35 miles north of the City in Kings Bay, Georgia and covering approximately 16,000 acres, is considered a part of the Jacksonville military community. It is the only base in the Navy capable of supporting the Trident II (D-5) Missile. Currently, the base berths eight submarines and employs more than 9,000 military and civilian personnel.

Military History

In 1563, a French garrison was established at Ft. Caroline.

In 1740, a Spanish garrison was established at Ft. Nicholas which was near what today is Bishop Kenny High School.

On May 17, 1777, one Revolutionary War battle, The Battle of Thomas Creek, was fought in the vicinity of the Nassau River Bridge over U.S. Highway 17.

There were no Civil War land battles were fought in Duval County, but there was an engagement between Union ships on the river and Confederate forces on St. Johns Bluff.

In 1898, during the Spanish American War, Camp Cuba Libre was established as the Commissary Depot for the 7th Army Corp, housing nearly 30,000 volunteers from across the country. In addition, 8 inch breach loading rifles were laboriously hauled up St. John's Bluff in 1898, only to be removed in 1899.

During World War I, what later became Naval Air Station (NAS) Jacksonville was known as Camp Johnston. The complex had more than 600 buildings and the second largest rifle range in the country. After WWI, the Florida National Guard took over and renamed it Camp Foster. When abandoned by the National Guard, Camp Foster served as a residence for homeless men during the Great Depression.

In 1940, what had been Camp Foster became Naval Air Station Jacksonville, which boasted an assembly and repair shop covering 1,500,000 square feet with doors 160 feet wide and 45 feet tall.

CITY OF JACKSONVILLE, FLORIDA

In 1942, Naval Station Mayport was commissioned and has since grown to be the third largest fleet concentration area in the United States.

The history of Cecil Field dates to the early years of World War II when new military bases were built across the United States to fight a two-front war. The base was named for Commander Henry Barton Cecil who died in 1933. The Defense Department decommissioned Cecil Field in September 1999.

The United States Coast Guard's Helicopter Interdiction Tactical Squadron (HITRON) Jacksonville, Florida is America's first and only airborne law enforcement unit trained and authorized to employ Airborne Use of Force (AUF). HITRON is charged with conducting two missions; interdicting and stopping suspected drug-laden, high-speed vessels known as 'go-fasts,' and Maritime Homeland Security.

FORM OF GOVERNMENT

The City of Jacksonville operates under a Strong Mayor-Council form of government. This governmental structure is based upon distinct executive and legislative branches that are elected independently of each other, and provides for prescribed checks and balances, much like the federal government. In Jacksonville, the mayor is elected county-wide and serves as the chief executive of the government. The legislative branch is represented by the members of the Jacksonville City Council. There are 19 city council members; 14 of them elected to represent distinct, geographical districts within the county and five who are elected at-large. Each councilmember must live within the district they represent, and the five at-large members must live within the at-large district they represent, even though all voters within the consolidated city/county may participate in their election. The mayor and city council members are elected to four-year terms and are limited, by law, to two consecutive terms.

The mayor is responsible for the administration of the executive government, which includes eight business units. The mayor appoints the department directors and other senior officials, all of whom must be confirmed by the city council. The mayor also has veto authority over legislation passed by the city council.

The government also retains the independently elected officials found in other Florida counties, including a Clerk of the Circuit Court, Property Appraiser, Sheriff, Supervisor of Elections and Tax Collector. These officials are elected county-wide, and each manages their respective offices. As in other Florida counties, their budgets are approved by the City Council (effectively serving as the County Board of Commissioners). The Sheriff's Office serves as the City's police department in addition to providing the services normally associated with a county sheriff.

The Jacksonville City Council enacts legislation to provide for the needs of the city. While the mayor is required to propose a city budget each year, the council is responsible for adopting the budget. The council elects from amongst its members a president and vice-president to conduct meetings and otherwise lead the legislative branch in the performance of its duties, and also hires its own staff to evaluate bills, conduct research and maintain records for the legislative branch. The council meets at 5 p.m. on the second and fourth Tuesday of each month in the council chambers on the first floor of City Hall at St. James. Citizens are encouraged to attend and participate in council meetings, and meeting agendas may be obtained online at www.coj.net or from the council secretary's office at City Hall (Suite 430) on the Friday before a meeting.

CITY OF JACKSONVILLE, FLORIDA

FACT SHEET

Duval County Population		901,271	
City of Jacksonville Population		855,067	
City Area		840.1 square miles	
Internet Home Page Address		http://www.coj.net	
	Comparisons		
	FY 10	FY 11	
	FY 12		
General Fund Budget	1,061,159,418	1,072,007,469	1,042,249,572
Net General Fund Budget	891,099,587	914,481,127	892,321,092
Total City Budget	2,053,619,136	2,072,111,887	1,969,132,087
Total Net City Budget (Includes Misc Federal Programs)	1,679,375,181	1,710,504,789	1,615,730,812
Ad Valorem Taxes (GSD)	490,818,314	506,689,525	473,405,615
City Employees			
Other	5,093	5,001	4,854
Police Officers	1,714	1,718	1,647
Fire and Rescue	<u>1,255</u>	<u>1,240</u>	<u>1,218</u>
Total Number of City Employees	8,062	7,959	7,719
Millage Rate			
Operations	9.2727	10.0353	10.0353
Debt Service	<u>0.0</u>	<u>0.0</u>	<u>0.0</u>
Total	9.2727	10.0353	10.0353

CITY OF JACKSONVILLE, FLORIDA

BUDGET HIGHLIGHTS

- The housing market troubles continue to impact property taxes which is our largest revenue source. This current fiscal year includes another drop in the city's property-tax base of 6.3% or \$3.1 billion on a year-over-year basis. The impact is a loss of \$30.3 million in revenue.
- The effects of the recession show signs of easing as most of the other major city's revenues show slight signs of improvement.
- The budget was balanced without an increase to the millage rate which is maintained at 10.0353, which is below the rolled-back rate of 10.9947 mills. A rolled-back rate is defined as the millage rate that would generate the same amount of property tax revenue from one year to the next from properties that were on the tax roll in the previous year. This means that while, on the whole, property values declined the impact to individual property owners varied. The change in the assessed value of the property determined whether there was an increase or a decrease, as well as the size of the increase or decrease.
- A total of \$58 million in expenses were cut from the general fund during the budget process. The savings include \$15.3 million from reductions in salary and benefit costs from eliminated positions and departmental and non-departmental operating cost savings from a variety of sources. Also included in these savings are debt service reductions in excess of \$8 million and \$8.2 million in information technology operating costs reductions and \$10.5 million in various internal services, program and other state mandated payments. In total, all but six departments/offices out of 21 within the city's general fund experienced a reduction in their total budget from fiscal year 2011 to fiscal year 2012. Those that did increase were due to cost beyond their immediate control such as utilities and pension.
- The budget also includes the reduction of 240 classified positions in fiscal year 2012. Public Safety accounts for 95 of those positions while the remaining 145 positions are Non-Public Safety.

CITY OF JACKSONVILLE, FLORIDA

THE ANNUAL BUDGET

The Annual Budget as developed, adopted, and implemented by the Consolidated City of Jacksonville accomplishes several purposes. First and foremost, it complies with state and local legal requirements for a balanced financial plan of operation for the City's fiscal year. As a financial plan, the budget identifies revenue and other financial resources that are anticipated to be available for appropriation, authorizes expenditures and uses of financial resources, and otherwise provides for the continuing financial operation of the City.

The budget also provides one of the most concise presentations of governmental policy, especially the implementation of policy changes. The Mayor's Budget Message in particular, identifies the City's major goals and objectives and the intended means of achieving them. The evolutionary process of the budget, through direction of the Mayor and the City Council and numerous open meetings and public hearings, ensures that the City's policies are integrated into the budget. To a very real extent, the budget clearly quantifies executive and legislative policy through its use of line item presentations and historical comparisons.

Under the framework of the procedures established in the Charter and the Ordinance Code, the budget also provides a formal, flexible guideline for the financial operation of the City. As implemented by the Mayor, the budget for each individual activity specifies how much may be expended for each type of operating account and the number and classification of each authorized position. Together with departmental vision and mission statements, these detailed components of the budget outline operational direction.

The budget serves as the main vehicle for disseminating information about the city's financial operating plan and its budget processes and documents. Although the primary use of many of the budget's schedules is for purposes internal to the government, several schedules, descriptions and exhibits are designed to enhance the public's knowledge about the City's operations. This document provides readers with a comprehensive view of the City's budget, its purposes, contents and what it means to our citizens, our departments and bond investors.

BUDGETARY ENTITY

The City of Jacksonville is a consolidated city/county political entity that extends geographically throughout Duval County. As of October 1, 1968, the beginning of consolidated government, all county, municipal and local governments and districts within Duval County, and their boards, bodies and officers, merged into a single new corporate and political entity known as the City of Jacksonville, except that the cities of Jacksonville Beach, Atlantic Beach, Neptune Beach and the Town of Baldwin were reconstituted as separate and distinct urban services districts and retained their municipal government structure.

The consolidated City of Jacksonville contains various independent agencies, including the Jacksonville Police and Fire Pension Fund, Jacksonville Electric Authority, the Jacksonville Airport Authority, the Jacksonville Port Authority, the Jacksonville Transportation Authority, the Water and Sewer Expansion Authority and the Duval County School Board. Except for the Duval County School Board, all of these entities have their budgets approved by the City Council. However, all of these agencies prepare their own budget documents and issue separate financial statements from the City. For these reasons, their budget information is presented only under the heading of "Net Consolidated Budget" in the Annual Budget publication. On the other hand, the Jacksonville Economic Development Authority and the Jacksonville Housing Finance Authority, while both component units, fall are under the executive branch of the government and have their budgets reviewed and approved by the mayor. In addition, neither of these two organizations issue separate financial statements. As a result, their detailed budget information is included in the City's Annual Budget document.

2011-2012 ANNUAL BUDGET

CITY OF JACKSONVILLE, FLORIDA

FINANCIAL POLICIES

Budgetary Policies

The City's budgetary policies are based upon guidelines and requirements established by Florida Statutes, the Consolidated City of Jacksonville Charter, the City's Ordinance Code, Executive Orders, and generally accepted accounting principles for governmental entities as well as sound financial management practices. Applicable provisions of State law are incorporated into local procedures and establish the municipal fiscal year, restrictions on taxation and conditions of participation in State revenue sharing and other programs. State law also mandates that the city must have a balanced budget.

The City of Jacksonville deems its budget to be balanced if revenues meet expenditures, without undue reliance on one-time sources, and that no bond proceeds or other debt instruments are used to satisfy recurrent operating expenditures.

In accordance with the City Charter, the budget is divided between general operating funds and capital improvement funds. In order to provide an overall view of the operating budgets of the city, independent authorities and the School Board, summary information is provided in the Comparative Net Consolidated Budget Summary.

As adopted by the City Council, the annual budget is in the form of an ordinance which contains estimated revenue and other financial sources, any revenue restrictions, special provisions which apply to miscellaneous appropriations and departmental capital outlay, authorizations of full-time positions and temporary employee hours, and any amendments to the Ordinance Code that may be related to the budget. Incorporated as integral parts of the Annual Budget Ordinance are the following schedules that specify the City's budget:

- Budgeted Revenues, Expenditures and Contingency Summary
- Schedule of Capital Outlay Projects
- Schedule of Public Service Grants
- Schedule of Appropriations by Division
- Miscellaneous Federal Programs - included for information only
- General Fund Revenues / Expenditure Projections (FY 10–15) – included for information only

As implemented by the mayor and the finance department, the budget is delineated down to the individual activity level. Managers are provided with maximum permissible expenditures by object account within activity. The maximum number of full-time employees and aggregate salary level, as well as the number of part-time hours available, is also provided. Service levels requiring additional or redistributed resources must be approved as budget amendments. A discussion of the procedures used to amend the budget follows later in this section.

This level of detail provides readers with information about specific service levels and associated resources budgeted to provide these services. City management is likewise provided with a practical means of controlling uses of resources and gauging budgetary performance for improved productivity and efficiency.

Capital Improvement Plan

The City's Capital Improvement Plan is submitted along with the Annual Budget. Section 122.603 of the municipal code requires the finance department to meet with all departments to begin the Capital Improvement Plan process no later than January 15 of each year. The Capital Improvement Plan is designed to promote long-range financial planning and provide for capital projects to be carried out in accordance with predetermined priorities of need and affordability. The Plan includes the project's estimated cost and its funding source. The Capital Improvement Plan must be adopted concurrently with

CITY OF JACKSONVILLE, FLORIDA

the Annual Budget prior to the commencement of the fiscal year (October 1). In addition, Section 106.109 of the City's Municipal Code provides that the Five Year Capital Improvements Plan must be financially feasible and provide not only the funding source and capital costs of each project but also the funding source and amount of funding that will be required for the anticipated post-construction operational costs of each project. Included in the multi-year forecast are the future needs for major capital buildings, infrastructure and equipment.

In addition to debt-financed improvements, the city tries to use a portion of its annual operating revenues to fund pay-as-you-go capital improvements. Section 106.106 (c) provides a goal of utilizing the equivalent of one mill (\$1 per \$1,000 of assessed value) of property tax revenues for the funding of capital improvements.

Quarterly Reporting

Section 106.421 of the municipal code requires the submission of a quarterly financial report to the City Council. The chief financial officer for the city and each independent agency is required to submit a financial report to the council auditor covering the funds required by the council auditor to be reported within 30 days of the end of the quarter, except for the quarter ending September 30, when the deadline is 60 days afterwards. In addition to financial information, the respective chief financial officers are required to comment on the fiscal condition of their respective agencies or the city, including any anticipated budget problems which may need to be addressed by the Council in addition to other information regarding the financial condition of the entity. The council auditor compiles these reports from the city and each independent agency and provides a consolidated report to the City Council for its review.

Mid-Year Budget Review

Section 106.110 provides for a mid-year forecast of the City's budgetary performance to date. The forecast includes an updated projection of both revenues and expenditures for the General Fund as well as any significant operating funds that are experiencing material fiscal year-end challenges or difficulties. A separate City Council meeting is scheduled to review the mid-year forecast and discuss any potential adjustments that may be needed to address issues raised. As part of the mid-year review, selected departments also provide written commentary regarding the projections for their particular department. In addition to the chief financial officer and other financial staff members, department and agency heads are required to attend this special City Council meeting to answer any questions by the City Council members.

Budgetary Position Control

The number of authorized full-time positions and part-time hours approved in the Annual Budget may not be exceeded without the approval of the City Council (Section 106.401). Positions within the maximum may be re-allocated to other departments or functions as may be necessary for the efficient operation of the government without Council approval. In addition, Section 106.402 authorizes the Council to designate certain filled positions to be deleted at the time the position becomes vacant.

Allocation of Indirect Costs

Section 106.800 of the municipal code provides for the allocation of indirect costs. The methodology used is the recognized mechanism whereby operating agencies and activities of the city can allocate indirect costs incurred in connection with the administration of city programs and can recover those incurred indirect costs from using agencies and activities. In the city's administration of federally funded grant programs, the indirect costs allocation methodology is adopted in accordance with Federal guidelines. The city's chief financial officer is authorized to prepare on behalf of the city an indirect costs allocation plan in the form required by the federal Office of Management and Budget and to file a copy of such plan with the Council Secretary. The chief financial officer is authorized to prepare and submit such future indirect costs allocation plans as are necessary to recover indirect costs of operating departments

CITY OF JACKSONVILLE, FLORIDA

incurred in the administration of federal grants in any city fiscal year and to file a copy of such plan with the Council Secretary.

Impoundment of Funds

The mayor is authorized to impound funds approved in the budget under certain circumstances. Section 106.416 of the Code allows the mayor to impound funds if 1) revenues, when annualized, will produce less than 95% of the budgeted revenues of any major fund, 2) all or part of the funds appropriated will not be available to carry out the full scope or objectives of the program, or 3) any program or project should be terminated or suspended. Any impoundment of funds must be approved by a resolution of the City Council.

Fees for Services

The municipal code provides in section 106.112 that the chief financial officer shall conduct a review of the fees imposed by the various departments of the city annually, and submit a report of the findings to the City Council. As part of this review, the chief financial officer shall determine the average cost of providing the services as well as recommend any appropriate changes to the fees in order to recover the costs of providing the service. For any new fee for similar services, the Mayor shall include such proposed new fees in the annual budget proposal to the Council or shall request introduction of an appropriate ordinance to establish such fees.

The Chief Financial Officer shall, for each existing fee found to be less than 85 percent of the actual cost to the city of providing the service relating to such fee, increase the fee by the greater amount of one-third of the difference between the existing fee and actual cost to the city of providing the service or the amount of the increase from the previous year resulting from the preceding calculation. However, no increase shall result in a fee greater than the actual cost to the city of providing the service.

Upon completion of each annual review of fees, The Chief Financial Officer is authorized, for each existing fee found to be equal to or more than 85 percent of the actual cost to the city of providing the service relating to said fee, increase the fee amount by up to the annual percentage change in the Consumer Price Index.

The Chief Financial Officer shall file any change to the fee structure with the Council Secretary and such increased fee shall become effective upon such filing unless and until the Council enacts an ordinance to the contrary.

Grant Funding

Chapter 117 of the municipal code authorizes the mayor to make application and execute necessary contracts and other documents in a form prescribed by the United States Government or the State of Florida for grants to be made to the city to assist in defraying the costs of various projects. In addition, the mayor is designated as the authorized official of the city for the purpose of furnishing such information, data and documents for the grants as may be required and otherwise to act as the authorized official of the city in connection with the grants. If the grants are made, the city, as directed by the mayor, shall maintain such records as are required by the appropriate United States or State of Florida agency under the applicable federal or state laws to support implementation of the projects generally described in the application.

While the mayor has the authority to apply for grants, the appropriation of grants and grant-related funds, changes in authorized employee positions and similar matters shall be approved by the City Council by ordinance. If the Council is requested to appropriate city funds as a match for federal or state grant funds and the amount requested to be appropriated exceeds the match amount that is required by federal or state regulations, the mayor shall disclose this fact to the Council at the time the appropriation is requested.

CITY OF JACKSONVILLE, FLORIDA

Debt Policy

While the city does not have a legal debt limit, the city has adopted debt management parameters in Section 106.111 of the municipal code that provide guidelines for the issuance of debt. These guidelines are reviewed and updated on an annual basis. There are five areas that the city has set targets as well as minimums or maximums (as applicable) for the issuance of additional bonds: 1) the overall net debt to the estimated market value of the city, 2) debt per capita, 3) debt service expenditures as a percentage of general fund expenditures, 4) the percentage of the principal that will be paid down in the first ten years of the bond issue, and 5) the unreserved, undesignated General Fund Balance as a percentage of revenues. Below are the current targets and minimums or maximums (as applicable) for each criterion.

	Target	Maximum
Net debt to estimated market value	2.50%	3.50%
Debt per capita	\$2,600	\$3,150
Debt services as a % of general fund expenditures	11.50%	13.00%
	Target	Minimum
Percentage of principal paid within ten years	50.00%	30.00%
Unreserved, undesignated general fund balance as a % of general fund revenues	10.00%	5.00%

In addition, the city has a separately adopted Debt and Swap Policy. The policy provides further guidance and limitations that are not codified. A Debt Strategy Committee consisting of the chief financial officer, comptroller, treasurer, budget officer and a representative of the council auditor's office is charged with overseeing the debt and swap portfolios of the city. The Policy restricts the use of variable rate debt to 25% of the total outstanding debt of the city. The guidelines include a discussion of the conditions under which the city will decide whether to issue fixed or variable rate debt, the timing of financing projects, debt service coverage levels, types of bond structures utilized, call provisions, and methods of sale (competitive or negotiated). Other aspects discussed in the Policy include the diversification of the debt portfolio, the use of sinking fund reserves, the use of bond insurance, the selection of underwriters and the parameters used for determining whether or not to refinance debt.

There are also two policy statements dealing with debt management that are declared in the City's Comprehensive Growth Management Plan. The first policy states that total general tax supported indebtedness, as a percentage of total assessed valuation for ad valorem purposes shall not exceed five percent. The second states that annual debt service requirements for general tax supported debt for all funds shall not exceed twenty percent of the respective year's total General Fund revenues.

Finally, Section 110.514 of the municipal code requires the city's finance department to prepare a Debt Affordability Study (the "Study") each year. This annual update of the Study allows the City to continually evaluate its fiscal health and credit quality, as well as providing an effective management tool for policymakers to control debt issuance. The Study summarizes the City's current debt position, compares the City's current position to relevant industry standards and similarly sized and rated cities and counties, and outlines the possible impacts of future debt issues on the City's credit position.

Investment Policy

Section 110.203 of the City's municipal code lists the permitted investments for the city. The permitted investments include those authorized by Florida State Statutes, section 218.415, plus additional investment options that have been approved by the City Council utilizing its home rule authority. The City's Operating funds are governed by the City's Investment Policy; pension funds and funds whose uses are restricted by debt covenants, legal, regulatory or other constraints are not within the scope of the Policy. The Investment Policy mandates that the priorities for the investment of funds is safety of

CITY OF JACKSONVILLE, FLORIDA

principal, liquidity and yield, in that order. The Investment Policy divides the operating portfolio into two portfolios: 1) the Active Portfolio, for funds that are not expected to be needed in the short-term to meet the funding needs of the City, and 2) the Liquidity Portfolio, for monies that will be used to meet near term cash flow requirements. The Policy further provides for settlement methods, broker/dealer selection, bid requirements, appropriate use of derivatives, custody of securities and continuing education requirements for staff members.

The establishment of an Investment Committee is provided for in Section 110.203. The Investment Committee is comprised of the chief financial officer, chief investment officer, treasurer, comptroller, budget officer and a designee of the chief administrative officer. The Investment Committee formulates investment strategies, establishes investment procedures and controls, sets rate of return objectives and performance benchmarks, reviews the performance and asset allocation of the City's portfolio, and provides periodic reports on compliance and performance to the City's Finance Committee.

Reserve Policy

The City's Reserve Policy for the General Fund is covered by Section 106.106 of the City's municipal code. The City has a goal of maintaining a 5% to 7% emergency reserve and a 5% to 7% operating reserve. The Policy requires that the emergency reserve shall not be used except as initiated by the Mayor through written communication to City Council, explaining the emergency, with subsequent approval by two-thirds vote of all City Council members. The Policy stipulates that the operating reserve may be drawn upon if necessary, but it is intended to be infrequently and sparingly used as a source of funding.

Swap Policy

Section 110.203 of the municipal code also authorizes the City's policy on swap transactions. Specific guidelines that are codified include the maximum notional amount as well as the requirement that a monthly calculation and reporting of same be provided to the Investment Committee. The maximum term and the minimum spread between the fixed and floating rate for an investment swap is specified in the Investment Policy. The maximum term for a floating to fixed debt swap is thirty years, but the term of each individual swap will be determined by the life of the underlying instrument that is being hedged.

The city has an additional policy document addressing swaps in greater detail that is not codified. As noted above, the Debt Strategy Committee is charged with overseeing the debt and swap portfolios of the city. This policy provides guidance regarding the utilization of hedges, including swaps, caps, options and collars. The swaps discussion includes the appropriateness and guidelines for managing floating to fixed, fixed to floating and basis swaps. Prior to entering into a swap agreement, the city must evaluate termination risk, counterparty risk, re-execution risk, amortization risk, basis risk and tax event risk and put in place provisions to minimize the exposure to these various types of risk.

The Policy also identifies how providers will be chosen and that all providers execute a Master Swap Agreement that is compliant with the International Swaps and Derivatives Association (ISDA) Master Agreement. The Master Agreement will include maintaining credit rating standards and contain a Credit Support Annex to address a credit rating downgrade below the minimum level required. The Policy also provides for diversification among providers and a mechanism for bidding swap transactions.

Pension Funding

Section 106.108 of the municipal code provides that the annual funding of the City's pension funds shall be based upon annual actuarial reports. Any benefit enhancements to a city pension plan may only be proposed if the plan is at least 90 percent funded on an actuarial basis. Exceptions to any requirement of this section shall be initiated by the mayor and shall require approval by two-thirds vote of all City Council members, after a public hearing required by law.

CITY OF JACKSONVILLE, FLORIDA

Delinquent Revenue Collections

The municipal code in chapter 112 provides for the use of a collection agency after the city has exhausted all internal collection efforts. The mayor is authorized to enter into a contract on behalf of the city with a collection agency for the collection of uncollected delinquent bills on a contingent basis and for a percentage of the amount owed, for a fixed fee per invoice or case or any other type of financial arrangement, deemed by the Finance Committee, the chief financial officer and the general counsel to be for the best interest of the city. The collection agency shall comply with all applicable federal, state and local laws governing its behavior. The collection agency shall not litigate or compromise any undisputed bills which have not been collected but shall refer all uncollected bills to the city for further processing. Disputed bills and judgments may be written-off as uncollectible under certain conditions. The chief financial officer shall prepare an annual report of all written-off claims, a copy of which shall be provided to the council auditor.

Pursuant to Florida State Statute § 938.35 and the City's Charter, the city and any collection agency or attorney retained by the city to collect any fee, fine, cost, service charge, civil penalty, or property damage claim owed to the city, shall add on and attempt to recover a collection fee of 40 percent of the amount owed at the time the matter is submitted for collection, which collection fee includes all administrative time of city personnel, any collection agency fees, and any attorneys fees and costs of the city.

Tangible Personal Property

Chapter 122 of the municipal code provides guidelines for the recordkeeping and disposition of tangible personal property that costs \$1,000 or more and has an expected life of more than one year. Each item of tangible personal property owned by the city which it is practicable to identify by marking shall be marked in the manner required by the State Auditor General and entered on a property record containing the information required by the Auditor General. A complete physical inventory of all tangible personal property shall be taken annually, and the date of the inventory shall be entered on the property. The inventory shall be compared with the property record and discrepancies shall be traced and reconciled. An inventory shall also be taken whenever there is a change in accountable officers.

The sales of tangible personal property where the estimated sales price exceeds \$1,000 shall be conducted through a competitive sealed bid process. In the alternative, if the chief of procurement and supply determines that tangible personal property may be more advantageously disposed of by public auction, he may sell the property at public auction to the highest and best bidder for cash, after publication of a notice of the auction in a newspaper of general circulation in the city, published at least ten days before the date of the auction, setting forth the date, time and place of the auction and a general description of the items to be offered for sale.

No sale of tangible personal property shall be made to a person who is an officer or employee subject to Florida State Statutes chapter 112, part III, or in which the officer or employee has a private financial interest, direct or indirect, within the meaning of part III. However, in cases where the chief of procurement and supply shall have obtained more than one written sealed bid, whether or not he shall have been required by law to advertise for bids, this prohibition shall not apply.

CITY OF JACKSONVILLE, FLORIDA

CONFORMITY WITH GENERALLY ACCEPTED ACCOUNTING PRINCIPLES (GAAP)

Budgetary and accounting policies of the City conform to generally accepted accounting principles (GAAP) for governmental entities, with certain exceptions, and are substantially comparable to the policies of most other governments. Revenue is budgeted on the modified accrual basis, although GAAP accounts for enterprise and similar trust fund revenue using the accrual basis. The modified accrual basis means that revenue is recognized when it becomes both "measurable" and "available to finance expenditures of the current period." Ad Valorem taxes and most revenue received from the state, such as the half-cent sales tax distribution and state shared revenue, is accrued, because it meets the criteria of being susceptible to accrual. On the other hand, licenses and permits, fines, and charges for services, for example, are recognized when received in cash, because they normally are not measurable until they are actually received.

The main differences between budget and GAAP are found in the treatment of interfund transfers, departmental capital outlay, depreciation and debt service principal payments. The City's budgeting practices include interfund transfers and subsidy contributions as revenue and expenditures, whereas GAAP classifies such interfund transactions as being other financing sources or uses.

All departmental capital outlay is budgeted for administrative control purposes. By including capital outlay in the annual budget, it becomes part of the readily accessible on-line control systems and appears as line items on all budget and accounting system reports.

Depreciation expense, which is recognized only in proprietary and City-wide statements, is not budgeted since it is a non-cash expense and therefore no appropriation is required. State law requires the budget to be balanced. Including depreciation expense would necessitate a corresponding adjustment elsewhere in the budget to an appropriated account, which may mislead or confuse the user of the budget.

Debt service principal payments in the proprietary funds are among the authorized appropriations from a budgeting standpoint and are thus treated as expenditures. The accounting treatment under GAAP shows these payments as a reduction in liabilities.

FUND STRUCTURE:

Under fund accounting, individual funds are established for the purpose of carrying on activities or attaining objectives in accordance with specific regulations, restrictions, or limitations. Funds with similar characteristics are grouped into generic classifications as required by GAAP. A brief description of these classifications as well as additional information regarding the budget and these funds and subfunds are included below.

Governmental Funds

These funds report transactions related to resources received and used for those services traditionally provided by city/county government. The city's only governmental fund which represents more than 10% of revenues or appropriated expenditures is the General Fund.

General Fund: The General Fund is the general operating fund of the city. It is used to account for all financial resources except those required to be accounted for in another fund. The General Fund includes the following subfunds: General Fund - General Services District (GSD), Mosquito Control, Property Appraiser, Clerk of the Court, Tax Collector, Emergency Contingency and Public Safety Initiative.

Special Revenue Funds: Special revenue funds are used to account for the proceeds of specific revenue sources (other than for major capital projects) that are legally restricted to expenditure for specified purposes. The city has numerous special revenues funds that fund a variety of activities. While the city

CITY OF JACKSONVILLE, FLORIDA

has a number of special revenue funds, none of these account for 10% or more of the city's revenues or expenditures that are appropriated. The city does not adopt a budget for all of its special revenue funds. The following funds do not have an annual budget adopted: Community Development Block Grant, Job Training Partnership Grant, Other Federal, State and Local Grants, Better Jacksonville Trust Fund and Housing and Neighborhoods.

Debt Service Funds: Debt service funds are used to accumulate, and pay for, long-term debt principal and interest. The expenditures of these funds are not appropriated in the city's annual budget since internal spending controls are set through compliance with bond covenants. For the city's debt service funds, the transfers from other funds to the debt service funds are appropriated, but the debt service funds themselves are not budgeted.

Capital Project Funds: Capital projects funds are used to acquire or construct major capital facilities (other than proprietary funds). The Capital Projects Fund receives money from the sale of bonded debt issued by the city or contribution from the General Fund to fund major capital improvement projects, which is then appropriated. No capital projects fund represents more than 10% of the revenues or appropriated expenditures for FY 11.

Proprietary Funds

These funds report transactions related to activities similar to those found in the private sector. Proprietary funds include enterprise funds, which provide services to customers outside the government, and internal service funds, which provide services to other departments within the government.

Proprietary funds distinguish operating revenues and expenses from non-operating revenues and expenses. Operating revenues and expenses generally result from providing services and producing and delivering goods in connection with the funds' principal ongoing operation. The principal operating revenues for the city's proprietary funds are charges to customers for sales and services. The city did not have any proprietary funds whose revenues or expenditures were more than 10% of the appropriated budget for FY 11.

Fiduciary Funds

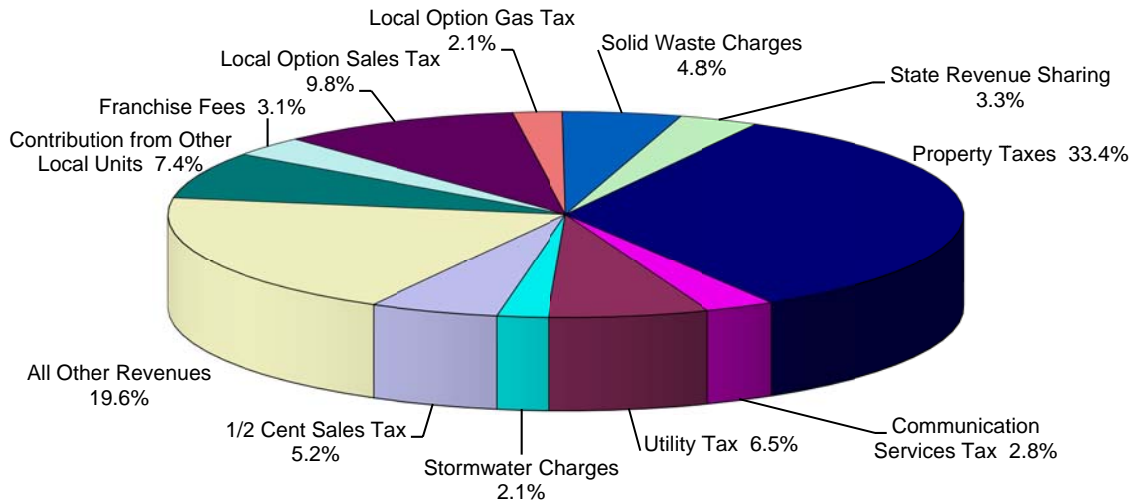
These funds are used to hold assets in a trustee or agency capacity for others, thus these monies cannot be used for the city's operating purposes. These funds include the general employees pension fund, the correctional officers pension fund and the police and fire pension fund. There are no fiduciary funds whose revenues (additions) or expenditures (deductions) were more than 10% of the appropriated budget for FY 11.

CITY OF JACKSONVILLE, FLORIDA

MAJOR CITY REVENUES

The City of Jacksonville receives a number of revenues to fund the services desired by its constituents. The methods used to project those revenues include historical trends, estimates from the State of Florida for revenues it collects and disburses, and analyzing the current and expected economic conditions for the local area as well as the nation. The budgetary assumptions and trends for the major revenue sources are detailed here. The graph below depicts the major sources of revenues for all funds of the City of Jacksonville. Not including the other category, these revenues account for 80.4% of total revenues.

REVENUES:



MAJOR REVENUE SOURCES

Property Taxes

Property (Ad Valorem) taxes account for 33.4% of overall City of Jacksonville revenues and 52% of the General Fund – GSD revenues. The percentage of General Fund revenues derived from property taxes has remained relatively constant at about 50% for several years. Property taxes are levied against real estate and certain tangible personal, non-real estate property held for commercial purposes as well as railway track property owned by railroad companies. Actual revenue estimates calculated for use in the annual budget are a mathematical exercise dictated by state law and driven by factors (assessed values, exemptions, etc.) that are not definitively known at the time the calculations are made.

Under Florida law, each county's property appraiser must certify the ad valorem tax roll to each authority levying taxes within the county by July 1st. The annual tax roll is the sum of all currently assessed valuations net of homestead exemptions, various other exemptions, deletions of any demolitions and the addition of new construction to the property tax roll.

Each levying authority must then adopt a preliminary millage rate by legislative action by August 4 of each year and file this preliminary millage rate with the property appraiser. Millage is an expression of the tax rate per thousand dollars of assessed valuation levied. This preliminary millage rate is typically the maximum rate that the jurisdiction will adopt; many jurisdictions will adopt a final millage rate that is less than the preliminary millage rate. The property appraiser will use this preliminary millage rate to prepare a notice of proposed taxes that is mailed out to each taxpayer no later than August 24. The notice of

CITY OF JACKSONVILLE, FLORIDA

proposed taxes also indicates when the first hearing on property taxes and the budget will be held by each taxing jurisdiction within the county.

Each taxing authority must hold two public hearings on the proposed millage rate and the budget before the tax rate and budget can be formally adopted. At the first public hearing, the jurisdiction will adopt a tentative millage rate and a tentative budget. After the first public hearing, the taxing authority must advertise at least two days before but not more than five days in advance of the second and final public hearing on the proposed tax levy and budget. For purposes of determining whether the jurisdiction is required to publish a notice of a tax increase, the local jurisdiction must calculate its "rolled-back" millage rate. The "rolled-back rate" is the millage rate required to yield the same property tax revenues that were collected in the prior year from the properties that were on the tax roll in the prior year. Any proposed millage rate that is higher than the "rolled-back rate" must be advertised as a tax increase. However, if the tentative millage adopted at the first public hearing is higher than the preliminary millage originally advertised, a notice must be sent to each taxpayer by first class mail indicating the taxes to be paid under the tentatively adopted millage rate as well as the taxes that would be paid under the preliminary millage rate that was originally advertised in the notice of proposed taxes.

The second public hearing is scheduled to take place in September within 15 days of the first public hearing, prior to the beginning of the new fiscal year on October 1. At the final public hearing, the tentative millage and budget are again discussed, then a final millage rate and budget are adopted by the governing body. The final adopted millage rate cannot be higher than the tentative millage rate adopted at the first public hearing. The FY 12 millage rate for the City of Jacksonville is 10.0353 mills, or \$10.0353 per thousand dollars of assessed valuation.

Local taxing authorities are required to adopt certain increases in their millage rates with a super-majority vote of their governing body. The taxing authority may adopt a millage rate of the rolled-back rate plus the percentage change in Florida per capita personal income by a simple majority vote. To adopt a millage rate of up to 110% of the rolled-back rate plus the percentage change in Florida per capita personal income, the taxing authority must get the approval of two-thirds of the membership of its governing body. To go above the 110% limit and up to the statutory limit, the taxing authority must receive the unanimous approval of the membership of its governing body; for jurisdictions with a governing body of nine or more members, a three-fourths approval is required rather than a unanimous vote. The taxing authority may also levy an amount above the 110% threshold if approved by referendum. Finally, if the taxing authority levies a millage rate that is less than the majority vote maximum rate in a given year, the savings is factored into the calculation of the maximum majority vote millage rate amount for the following year (the "adjusted rolled-back rate"). The below table illustrates these requirements for the City of Jacksonville for FY 12:

Rolled-back rate:	10.7688
Adjusted Rolled-back rate	10.9346
Change in Florida per capita personal income:	(1.05)%
Maximum majority vote millage:	10.9947
Maximum millage rate with a two-thirds vote:	12.0942

Adopting a millage rate above 12.0942 up to the 20 mills statutory cap for the City of Jacksonville would require a three-fourths vote of the membership of the City Council.

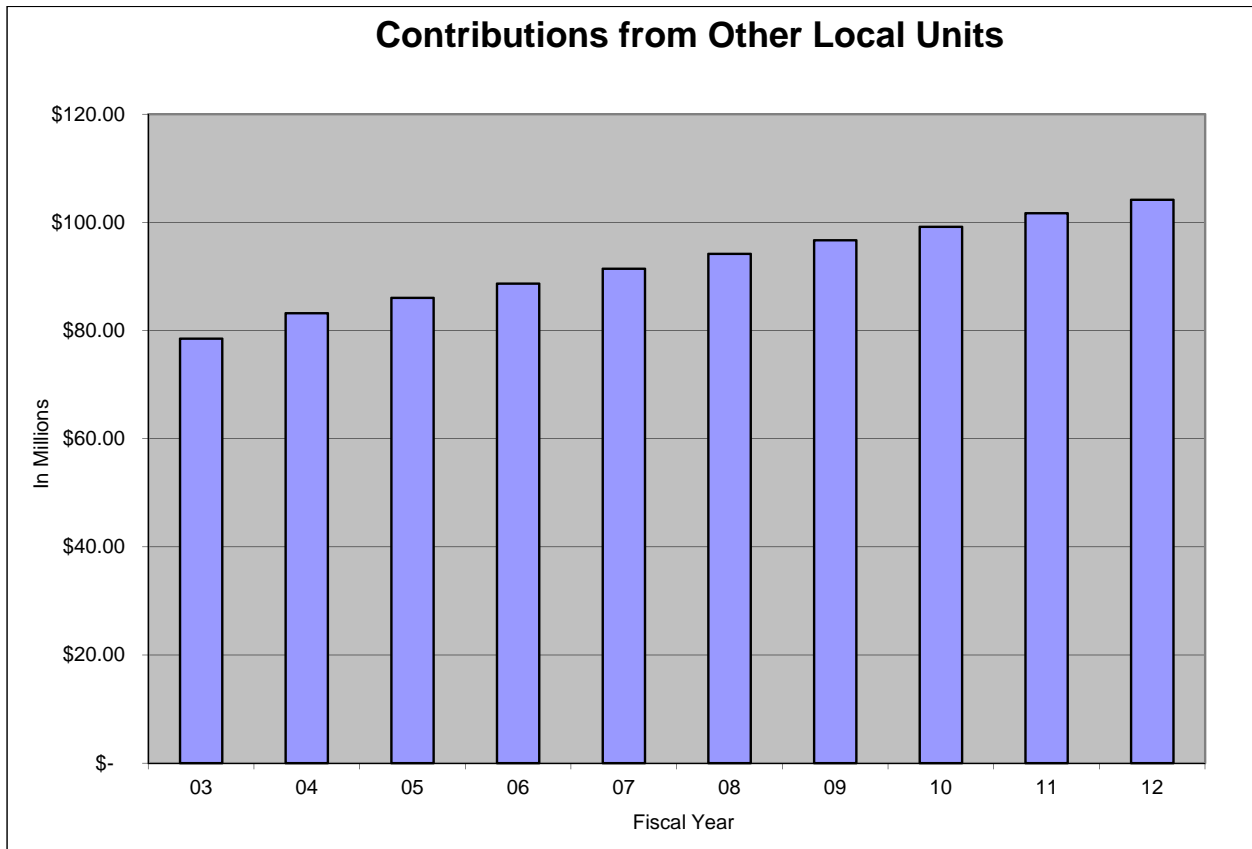
In Florida, tax bills are sent to taxpayers on November 1 and are due by the following March 31. Taxpayers may elect to pay their taxes in November and receive a 4% discount on their tax bill. The discount decreases by 1% per month thereafter (e.g., 3% discount in December), until there is no discount allowed in the month of March. For this reason, taxing authorities in Florida may budget and levy taxes on the basis that 95% of the tax levy will be collected (maximum 4% discount plus 1% allowance for uncollectible accounts). For the City of Jacksonville, the calculation of the new-year ad valorem revenue is the assessed valuation tax roll multiplied by the millage multiplied by 95.5%, a slightly higher percentage based upon historical collection rates. The City's assessed value in fiscal year 2011-2012 decreased by \$3.1 billion, or 6.3%, from fiscal year 2010-2011, after decreasing by 6.7% the previous year. The reduction in assessed value was due to the continuing fall in real estate prices, both

CITY OF JACKSONVILLE, FLORIDA

on residential properties and commercial properties. New construction added to the tax rolls amounted to \$0.3 billion, helping to offset decreases in the existing tax base. A combination of property tax revenue limitations approved by the State Legislature and Amendment One passed by the voters flattened the growth of property tax revenues for fiscal years 2008 and 2009. In FY 12, property tax revenues are expected to decrease, mainly due to the current troubles in the housing market, but we anticipate assessed values will stabilize in FY13.

Contributions from Other Local Units

The largest of these is an annual contribution made by the Jacksonville Electric Authority (JEA) that is delineated in an inter-local agreement between the city and JEA. The amount is based upon a complex formula that utilizes the annual May to May kilowatt-hours sales figures expressed in dollars. There is a floor in the formula that provides for the growth of the contribution to equal at least \$2.75 million each year. The increase in this revenue has been at the floor amount (\$2.75 million) each year since fiscal year 2003-2004. For FY 09 through FY 16, the floor amount was changed to \$2.5 million annually. We anticipate receiving the guaranteed increase for at least the next few fiscal years.

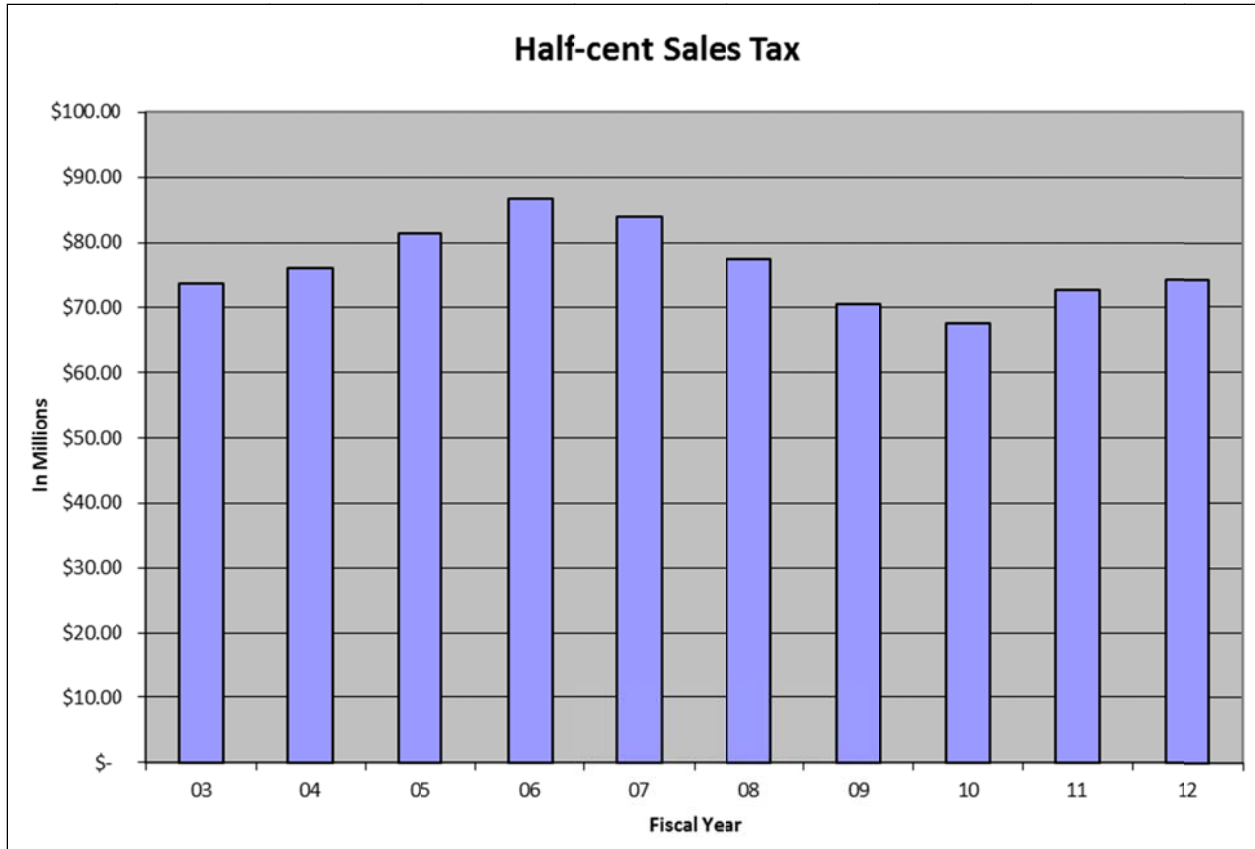


Half Cent Sales Tax

The state levies and collects six cents sales tax on various goods statewide. Approximately fifty-nine hundredths of one cent (known as the Half Cent Sales Tax) is shared with counties and cities based on a formula that takes into account the sales taxes collected within the county and the relative population within the county that lies within an incorporated area as well as within the unincorporated area. The distribution formula provides for the county to receive a proportion based upon the county's unincorporated population plus two-thirds of the county's incorporated population all divided by the sum of the county's total population plus two-thirds of the county's incorporated population. The distribution formula for municipalities is the city's population divided by the sum of the county's total population plus

CITY OF JACKSONVILLE, FLORIDA

two-thirds of the county's incorporated population. With the consolidation of the City of Jacksonville and Duval County, there are no unincorporated areas within the county. Therefore, the City of Jacksonville receives an overwhelming amount of the half-cent sales tax revenues that are distributed within Duval County (approximately 95%). The state publishes annual estimates of revenue for each jurisdiction in late May or early June. These estimates have not always proven to be particularly accurate in the past, but are used as another input into the analysis for projections in addition to the historical trend and an economic analysis of the local economy. The recession began in Florida earlier than its effects were felt in most of the country, hurting sales tax collections. Collections in FY 12 are projected to be higher than in FY 11, as the economic recovery in Florida most likely began in the second calendar quarter of 2010. The Half Cent Sales Tax is expected to recover yet still be slightly below its long-term average increase of 3.0% for the following few fiscal years.

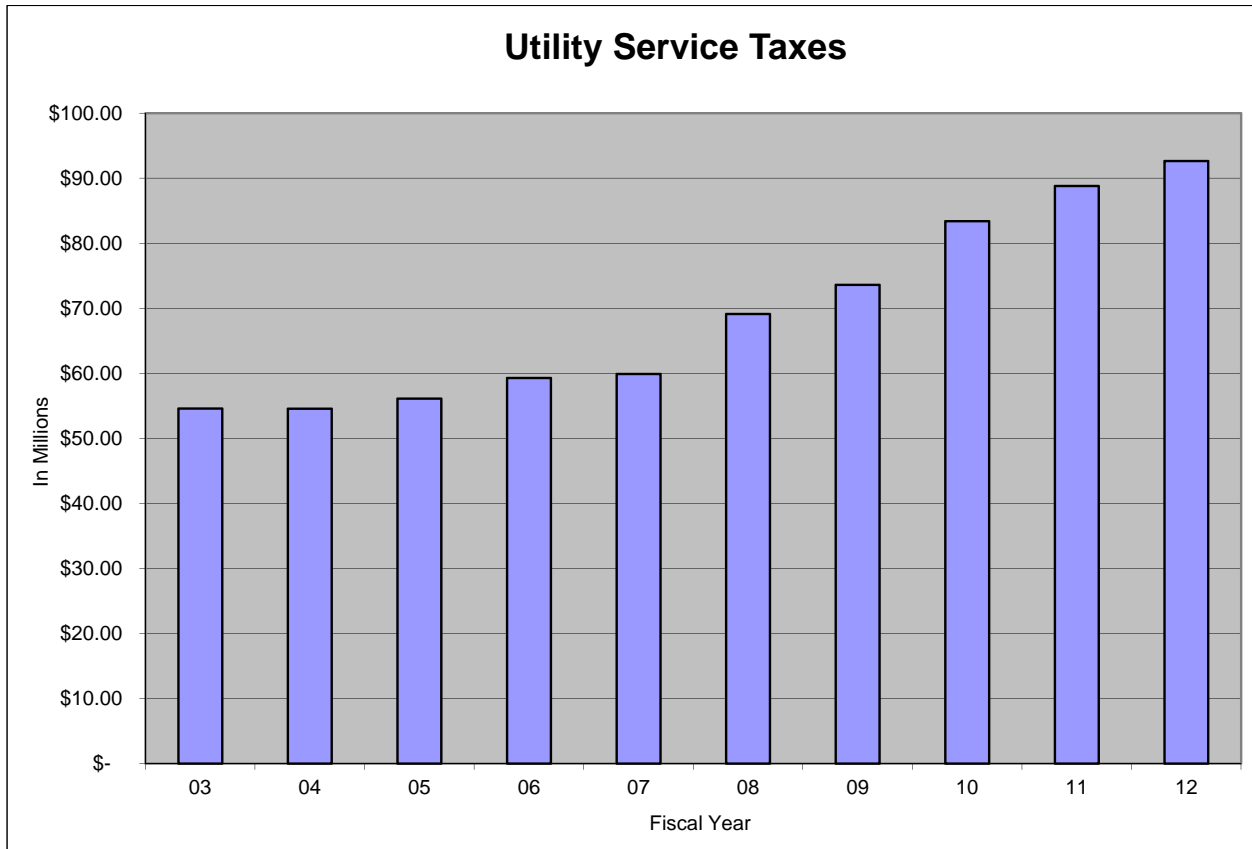


Utility Service Tax

The City levies a 10% public service tax on the sales of water, electric, and natural gas. Estimates are typically based on historical trends which take into consideration the effects of weather upon the various utilities as well as the growth in the number of users. For FY 12, as was the case for the previous two fiscal years, a more important factor is the 43.5% hike in the base electricity rate for residential customers that was phased in over a four year period beginning October 1, 2007 by JEA and increased annually every October 1 through October 1, 2010. These increases were the first base rate hikes since 1994. For FY 08, the base increase was 12.5%; for FY 09, it was 10.5%; for FY 10, it was 9.7%; for FY 11, it was 5.3%. Commercial customers saw increases in their base rates that were approximately 1% higher in each of the first three years as residential customers and the same rate of increase (5.3%) in the final year. These increases will have a negative impact on electricity demand as consumers reduce their usage in the wake of higher costs. These reductions in demand are factored into the projections for utility service tax revenues. In addition to the electricity rate increases, JEA has approved increases of approximately 44% over a four year period in water and sewer rates effective each October 1, beginning

CITY OF JACKSONVILLE, FLORIDA

in 2009 (FY 10), with the last annual increase to be effective October 1, 2012. As with the increase in electric rates, some decrease in demand is anticipated on water consumption, which is factored into the revenue projections. JEA provides utility tax revenue estimates based upon water and electric sales estimates. Since the base rate component of the bill is what is taxed under the public service tax, revenue growth is expected to be robust in fiscal year 2012, with much slower growth (1%) expected for the next few fiscal years. Utility taxes on natural gas are relatively stable due to the purchase of exempt gas out of state even though natural gas demand is increasing locally. The tax on natural gas makes up just under 1% of the total utility tax collected. For FY 12, we anticipate utility tax revenues to reach \$92.6 million, an increase of 4.3% over the FY 11 amount, most of which is attributable to the earlier mentioned rate increases.



Franchise Fees

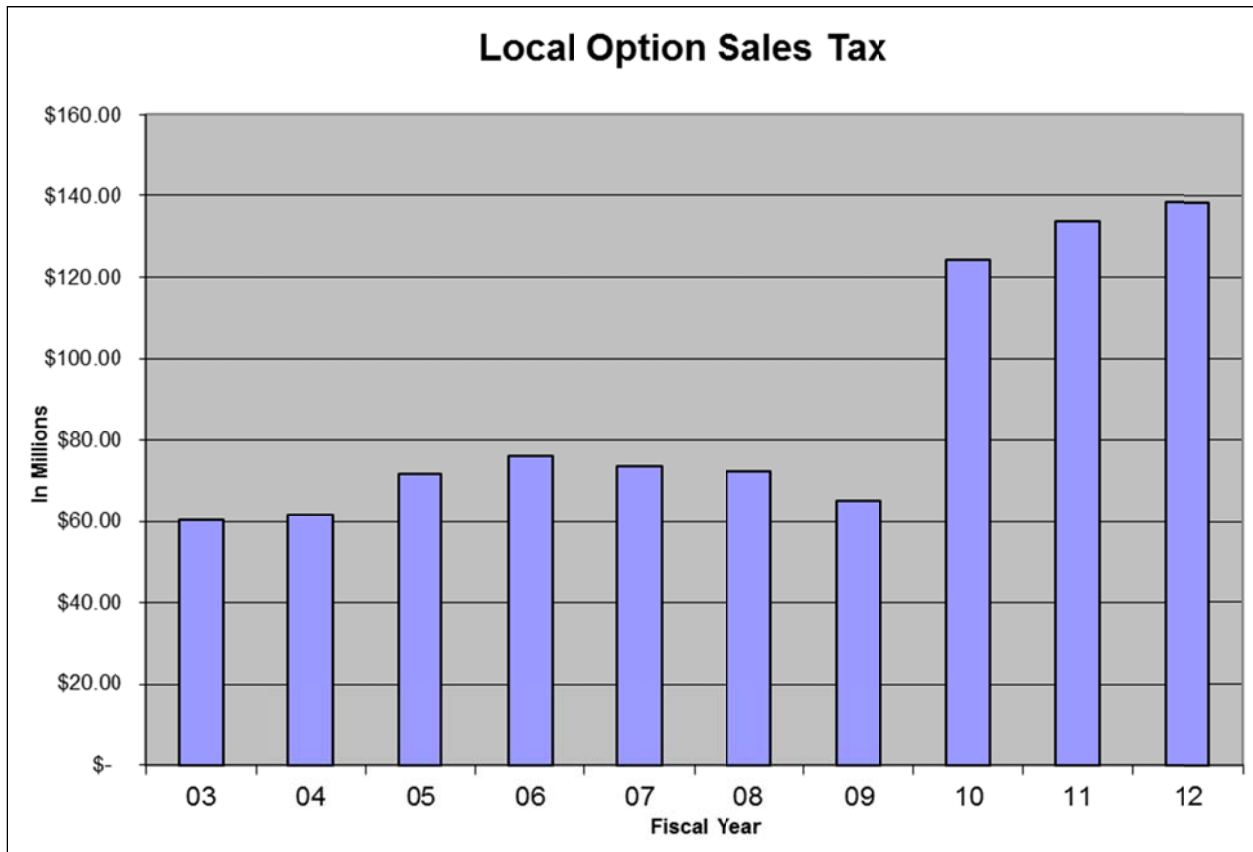
The city has had franchise fees resulting from franchise agreements for natural gas and manufactured gas distributors for several years. Beginning in FY 08 (April 2008), the city began collecting a 3% franchise fee on electric, water and sewer services. The revenues from the new franchise fee represent the vast majority (97%) of the revenue that is projected from this source in FY 12. The estimates for the franchise fee are provided by the city's utility, JEA, for the electric, water and sewer revenues. The natural and manufactured gas revenues are estimated based upon historical trends coupled with an analysis of current conditions in the energy markets.

Local Option Sales Tax

On August 11, 1989, Jacksonville citizens voted for the removal of all tolls from city bridges and certain roads and replaced the toll revenues with a local option half-cent transportation sales tax. This tax provides a permanent source of funds for the construction and maintenance of the city's roads and bridges as well as the operation and maintenance of the bus system and other public transportation

CITY OF JACKSONVILLE, FLORIDA

efforts. The state collects all sales taxes and remits to the City the actual collections for this tax, which is then forwarded to the Jacksonville Transit Authority (JTA). On September 5, 2000, the city's voters approved a referendum to authorize a second half-cent sales tax for various infrastructure improvements, including an arena, a minor league baseball stadium, road and drainage improvements, a new main library and improvements to several branch libraries, environmental land preservation and parks improvements, improvements to the Jacksonville Zoo and Cecil Field and economic development. The state publishes annual estimates of sales tax collections following its annual revenue estimating conference in March. The City compares these estimates with the City's own projections of sales tax revenues to arrive at a final estimate. Growth in the local option sales tax began to slow after FY 06, with decreases in collections experienced through FY 09. Beginning in FY 10, the city chose to appropriate within the annual budget the portion of the infrastructure half-cent sales tax that is utilized for paying debt service, thus the jump from FY 09. We anticipate that sales tax revenues will continue a modest recovery by historical standards over the next few years.

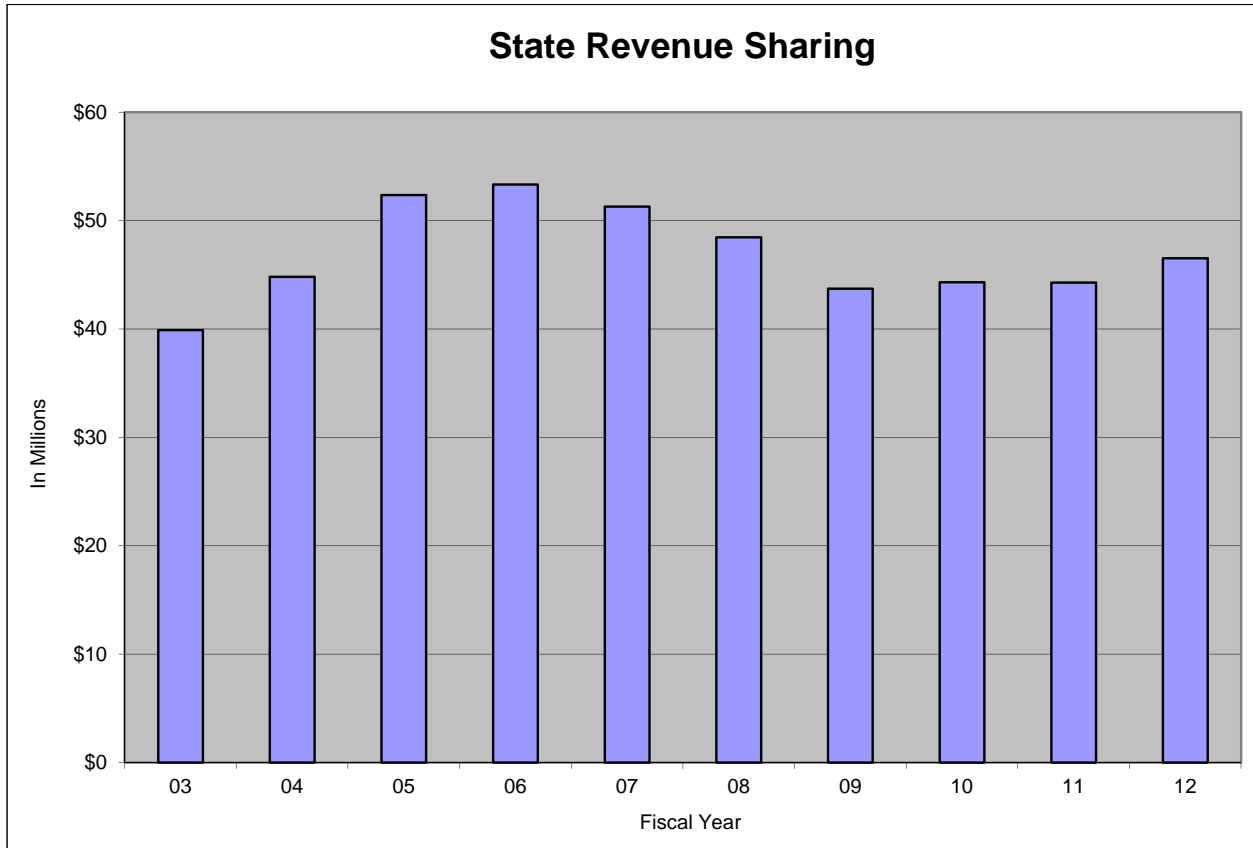


State Revenue Sharing

The state shares a portion of its levies on sales taxes, motor fuels, and cigarettes with local governments, with different formulas and different taxes being shared with municipalities and counties. For example, municipal revenue sharing is expecting to receive 70.98% of its total revenue from sales tax revenues, 29.01% from gas taxes and the remaining .01% coming from a special fuel tax. For counties, revenue sharing is projected to derive 97.55% of its funding from sales tax revenues and 2.45% from cigarette taxes. The consolidation of the City of Jacksonville and Duval County allows the city to share in both formulas and revenue streams. In addition, the city receives revenue equivalent to \$6.24 per capita as Duval County. As with other revenues collected by the state and remitted to local governments, the state annually issues projections of these revenues by jurisdiction. These projections are reviewed along with historical trends going back as far as eight years. This data, along with other available information, is then used to predict the revenues from this stream for the upcoming fiscal year. The effects of the

CITY OF JACKSONVILLE, FLORIDA

recession has been evident with sales tax and gas tax revenues struggling in FY 09, FY 10 and FY 11. We anticipate revenue sharing to slightly increase from FY 11 during FY 12, with modest recovery anticipated for future years. This fits into our projections for the economic recovery to be stronger in Jacksonville compared to the State of Florida as a whole.



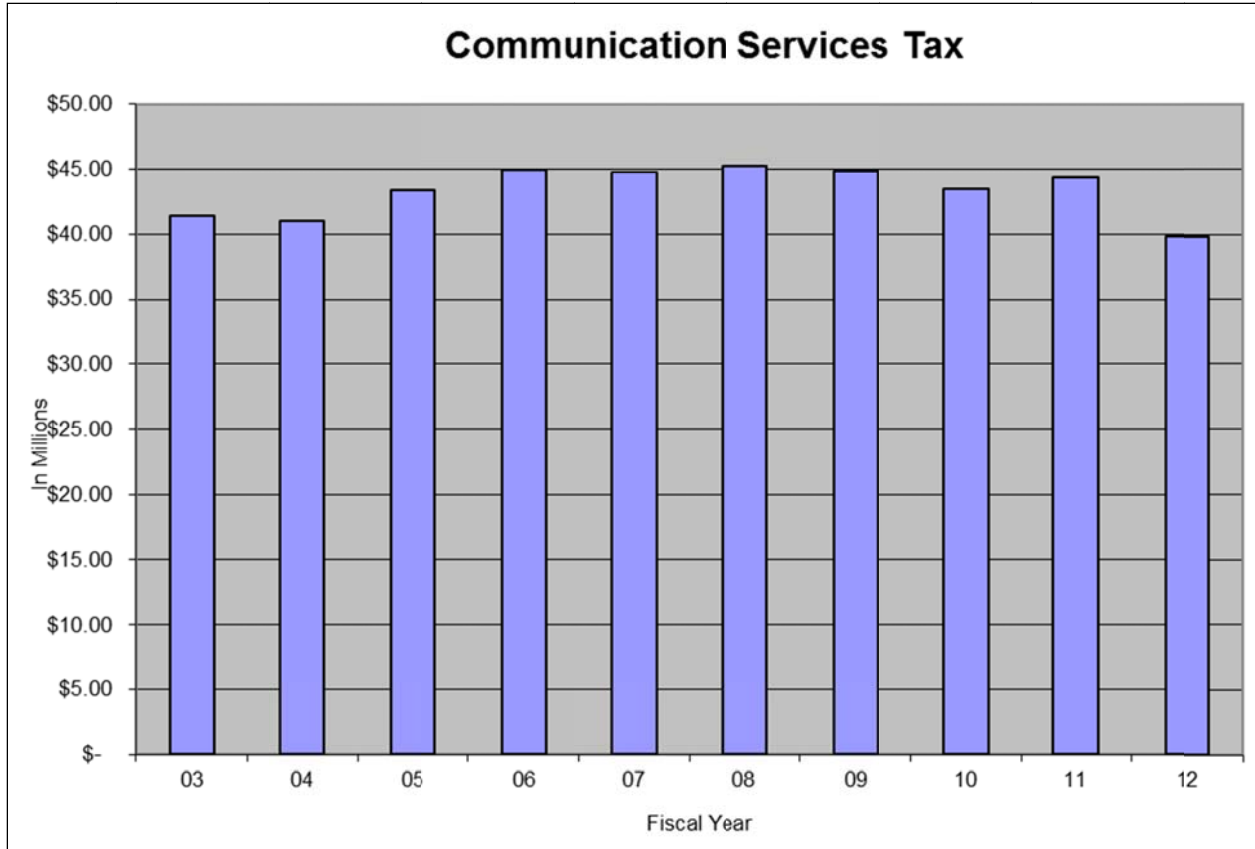
Stormwater Charges

The City of Jacksonville launched a new stormwater management fund in FY 08 (July 2008) to provide monies for drainage improvements and to improve the quality of the stormwater that ultimately flows into the St. Johns River. The stormwater fee is \$5 per month for an average household. For FY 12, the stormwater fee is expected to yield \$29.1 million for these purposes. Revenues are estimated based upon the billing units (equivalent residential units) within the city.

Communication Services Tax

The City levies a Communication Services Tax at the rate of 5.22% on the purchase of communication services (generally, telephone, wireless and cable television services) as defined by Florida Statute 202. The tax is collected by the state and then remitted to the city, after deducting an administrative fee. The state publishes annual estimates of collections each June generated via its annual revenue estimating conference. The City compares these estimates with the City's own projections of communication services tax collections based upon historical revenues to arrive at a final estimate. The recent trend by residents during the recession to forgo the use of landline phones and exclusively rely on cellular phones for communications continues to negatively impact this revenue source.

CITY OF JACKSONVILLE, FLORIDA



Solid Waste Charges

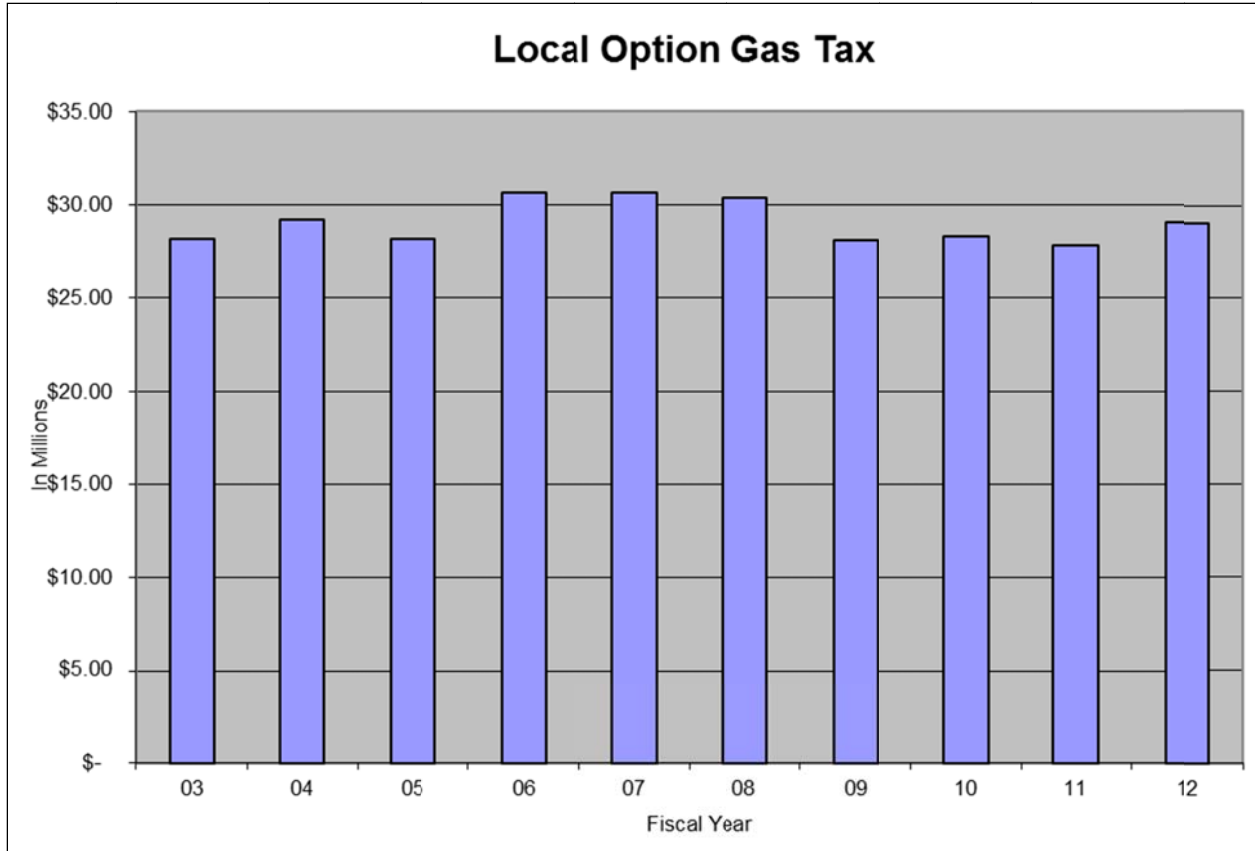
The primary source of solid waste fees is a per ton landfill tipping fee. Tonnage is projected to match levels seen in FY 08 after dropping in FY 09, as the economic recovery is expected to increase the amount of refuse collected and disposed of within the county. Franchise Fee revenues in FY 10 will be slightly higher in FY 09 as a result of more tonnage as well. The franchise fee is based upon 17% of the haulers gross revenues collected within the city boundaries for garbage, yard waste and recycling collection.

Effective October 1, 2010, the solid waste fee increased from \$5 per month to \$12.65 per month for residential garbage, yard waste and recycling collection. The fee is expected to generate \$39.2 million in revenue for FY 12.

Local Option Gas Tax

The city levies a local option gas tax six cents per gallon. In the past, this tax has provided funding for transportation services including roadway improvements and reconstruction, associated drainage for roadways and mass transit. Beginning in fiscal year 2000-2001, in accordance with the Better Jacksonville Plan (BJP) and the Interlocal Agreement between the city and the JTA, the revenue in this fund is transferred to JTA as a mass transit subsidy and for debt service. The local option gas tax saw growth in much of the past decade but has now dropped back to FY 05 levels. While gas prices peaked in the summer of 2008, the deepening of the recession led to a 7% decline in revenues in FY 09 and had remained relatively flat since that time. As economic recovery continues we project a 4.4% growth in FY 12 over FY 11.

CITY OF JACKSONVILLE, FLORIDA



Other Revenues

The revenue streams discussed thus far constitute 80.4% of all revenues anticipated to be received by the City of Jacksonville. The remaining 19.6% of revenues are individually projected using historical trends, input from departments and data from a variety of other sources. These revenues include, but are not limited to, such items as Tax Collector Fees, Court Costs, Regulatory and Inspection Fees, Ambulance and E911 Charges, and Licenses and Permits.

CITY OF JACKSONVILLE, FLORIDA

BUDGET REVISION PROCEDURES

Chapter 106 of the municipal code and city administrative policies impose restrictions on the budget to safeguard the financial resources of the city and to ensure that sound financial conduct is maintained. Within the joint framework, the Annual Budget Ordinance establishes specific appropriations and personnel caps.

In keeping with the strong Mayor form of government of the city, executive policy has established budgetary control by object account within activity for expenditures and by occupation code within activity for personnel. Any change to these authorizations requires the approval of the Mayor, and may require the approval of the Council. As one may expect, literally hundreds of budget amendments are considered each year.

Most budget amendments are initiated by the division chief, using a combined purpose transfer directive (TD) or budget transfer (BT) form with a personnel reclassification (RC) form (if needed). A TD is used to transfer budgeted appropriations from one object account to another, within the authorized transfer power of the Mayor. A BT requires City Council approval and is used for appropriation transfers outside of the Mayor's transfer powers and/or for increasing appropriations. An RC is used for any proposed transfer of authorized positions or part-time hours between activities, for changing the occupation code of an authorized position or for requesting establishment of additional positions or hours. The department head is required to approve all transfer forms.

Budget amendments are then submitted to the Budget Office for their review. The Budget Office recommendations are noted on all forms, which are then forwarded to the Accounting Division for review. After review by the Accounting Division, amendments over \$10,000 are returned to the Mayor's Budget Review Committee (MBRC) secretary for inclusion on the agenda for the following bi-weekly MBRC meeting. MBRC reviews and acts on those proposed budget amendments in accordance with administrative policy and applicable legal requirements. After an amendment that does not require Council action has been approved, it is entered into the Human Resources, Accounting and Budget systems. An action that requires Council approval is incorporated into a proposed ordinance by the Office of the General Counsel and is forwarded to the Council Rules Committee for introduction. Amendments that total \$10,000 or less are approved by the Budget Office and Accounting Division without going through the MBRC process noted above.

Actions that are beyond the Mayor's transfer powers and require City Council approval, include:

1. Appropriation of new revenues greater than \$100,000
2. Transfers between two or more subfunds of the General Fund
3. Transfers out of an Internal Services Fund account
4. Transfers affecting a Public Service Grant
5. Transfers out of or into a C.I.P. project in excess of 10% or \$500,000, whichever is less
6. Any action that affects City Council operating accounts
7. Transfers out of a reserve or cash carryover account
8. Transfers for a specific purpose, project or issue of more than \$750,000 in a single fiscal year

Budget amendments may also be initiated by the Council directly, as a memorandum for reallocations within the Council's own operating budget or as an ordinance. Upon receipt by the Rules Committee secretary, proposed budget ordinances are placed on the agenda for the next regularly scheduled Council meeting, where they are introduced and assigned to the Council Finance Committee and other committees, as appropriate. Although provisions exist for emergency action, it is normal for most legislation to proceed through three readings, which allows time for review by the Council staff and committee, and also provides time for public hearings.

After adoption by the City Council, ordinances become law when they are signed by the Mayor, or after a two-week period if not signed or vetoed by the Mayor. Unless an effective date is provided within an ordinance, it takes force when it becomes law.

CITY OF JACKSONVILLE, FLORIDA

BUDGET PROCESS

Legal Requirements

An annual budget, including all such funds as required by law, shall be prepared, approved and adopted for each fiscal year. The budget shall control the levy of taxes and expenditure of money for all City purposes during the ensuing fiscal year. The budget process shall be conducted in accordance with Chapters 125, 129, 200, and 218 of the Florida Statutes, as amended, as well as requirements spelled out in Chapter 106 of the city's municipal code.

By May 1, the Mayor must submit to the City Council a tentative proposed budget.

By June 1, the Property Appraiser must provide a preliminary estimate of taxable value to the City.

By July 1, the Property Appraiser must certify the preliminary taxable value of all real, tangible personal and centrally assessed property within each taxing district. The Mayor must present a balanced budget to the Jacksonville City Council by July 15, in accordance with Section 106.201 of the municipal code.

Within 35 days of July 1, the City Council must set proposed millage rates. At that time, a date, time and place is set for a first public hearing on the proposed budget and millage rates.

Within 65 to 80 days of July 1, or the date the Property Appraiser certifies the taxable value, the City Council must hold a public hearing to hear public testimony and to adopt a tentative budget and tentative millage rates. The first substantive issues discussed must be the percentage increase in the proposed aggregate millage rate over the rolled-back rate and the specific purposes for which the ad valorem tax revenues are being increased. Prior to the conclusion of the hearing, the City Council shall amend the proposed budget as it deems necessary, adopt the amended tentative budget, recompute its proposed millage rates and publicly announce the percent, if any, by which the recomputed proposed aggregate millage exceeds the rolled-back rate. That percentage shall be characterized as the percentage increase in property taxes tentatively adopted by the City Council (regardless of whether millage rates have changed). A date, time and place for a second public hearing is set at this hearing, which must be held within fifteen days after the first public hearing.

The City must publish two adjacent budget ads in a newspaper of general circulation in the County two to five days before the second public hearing is held. One advertisement notifies residents of the City's intent to finally adopt millage rates and a budget, identifying any increase in property taxes over the rolled-back rate, if applicable. The second advertisement summarizes the tentative budget, showing for the required fund types the proposed millage rates, balances, reserves, and major revenues and expenditures classifications. Specific size, placement, and wording requirements apply, as set forth in Chapter 200.065(3) of the Florida Statutes.

If, for any reason, the adoption of the final budget is delayed beyond the start of the next fiscal year, the City can expend moneys as outlined in Chapter 200.065(2)(g) of the Florida Statutes, as amended.

Copies of completed ordinances adopting the final millages are forwarded to the Property Appraiser and the Tax Collector within three days of adoption.

Not later than 30 days following adoption of an ordinance establishing a property tax levy, the City shall certify, to the Florida Department of Revenue, compliance with the provisions of Chapter 200 of the Florida Statutes, as amended. In addition to a statement of compliance, the certification package includes a copy of the adopted millage resolution or ordinance, a copy of the budget advertisements including proof of publication, and a copy of the Certification of Taxable Value form, as well as any other forms that may be required.

CITY OF JACKSONVILLE, FLORIDA

Mayor's Proposed Budget Preparation

The process begins with the five-year projections of revenues and expenses by the Finance Department, with special emphasis on the upcoming fiscal year's projections. Meetings with the Mayor and his Policy Chiefs are held to review the projections and the impact of assumptions on the budget. The projections are updated frequently for the impacts of any additions/deletions to the assumptions.

Like other governments faced with increased demand for services and decreasing resources, the City is faced with both challenges and opportunities regarding technology. The City's Information Technology (IT) capabilities must be flexible, scalable, secure and environmentally conscious with the ability to respond to new goals and changing operating requirements by various agencies. To facilitate this, the City develops an Information Technology Plan (ITP) which focuses specifically on the equipment replacement and system development needs of the City, its constitutional officers and independent authorities/commissions and boards.

The City also prepares a 5-year Capital Improvement Program (CIP). The CIP is a multi-year forecast of major capital buildings, infrastructures, and other needs. The City of Jacksonville has adopted in Chapter 6, Part 1 Section 106.109 Capital Improvement Funding a requirement to have a "Five-Year Capital Improvements Plan that is designed to be financially feasible and provides the funding source and amount of funding for the capital costs of each project, and the funding source and amount of funding for the anticipated post-construction operation costs of each project. The Five-Year Capital Improvements Plan shall be filed and approved each fiscal year concurrently with the annual budget."

The CIP process is designed to develop the financially feasible program that will a) meet the Capital Improvement Element of the City's Comprehensive Plan, b) provide for some cash funding of projects as well as the judicious use of debt, and c) balance Renewal and Replacement (R&R) projects (e.g. repaving, traffic signals, side walks repairs, etc.) with new and expansion projects (e.g. roads, parks, etc.). Incorporated in these reviews is a Debt Affordability Study prepared by the Treasury Division to apprise the policymakers on the practicality of debt issuance, amounts and impacts. The CIP is reviewed in conjunction with the Budget review process (see the Capital Projects section for more information).

Another key planning process impacting the budget is the Comprehensive Plan. The Comprehensive Plan describes the way the community will develop and grow; lists goals and objectives for different areas and issues within the community; and lists the city policies that direct programs, budgets and decisions. The City of Jacksonville must make changes to its Comprehensive Plan that addresses Concurrency Management, the Capital Improvements Element, which includes the Capital Improvements Program.

1. All departments/agencies responsible for impacted facilities must conduct concurrency tests prior to the issuance of orders or permits.
2. All approved orders or permits will be accompanied by a Concurrency Management Review Certificate (CRC) stating it passed concurrency tests.
 - Concurrency is service level standards for development and maintenance of capital facilities and services
3. A Capital Improvements Element (CIE) is a set of policies and procedures for:
 - Maintaining infrastructure and public facilities
 - Outlining implementation strategies
 - Outlining service levels requirements
 - The CIP is adopted into this document.

The internal service providers conduct meetings with their clients to develop the budgets for the internal service funds. Prior to the development of the proposed budget, the internal service providers prepare their budgets in order for these services to be included in the client departments' budget submittals.

CITY OF JACKSONVILLE, FLORIDA

Beginning with the development of the FY 11 Budget, the City held a series of budget workshop meetings that allowed residents to meet and discuss the various departmental functions and budgets. A total of eight of these budget workshops were held, with the first occurring in February and the final workshop in mid-May. In addition, City Council members held separate meetings to discuss budget issues with their constituents during the spring and early summer.

At the end of March, the Budget Office convenes a meeting attended by representatives from all Executive Departments and Elected Officials to explain the budget process as well as to provide a set of the respective organization's original budget and staffing level reports. The departments have approximately four weeks to prepare current level and improved service level requests and return them to the Budget Office, using the forms and reports supplied by the Budget Office. During this period, the departments hold their own meetings and work-sessions as well as with the Administrative Services Division on their budget requests, and all departments work closely with the Budget Office. As reports with more current information become available, especially after the close of the second fiscal quarter, the Budget Office provides the updated information to the departments.

At the end of April, the Budget Office prepares a tentative proposed Budget based upon the budget submissions that have been received from the various departments and constitutional officers. Based upon these submissions, the Mayor consults with his executive staff to formulate a tentative proposed millage rate to be submitted as part of the tentative proposed Budget.

Upon submission of the departmental budget requests, the Budget Office reviews each request and meets with each department to discuss their proposed budgets. The Budget Office and the departments will revise the proposed budgets as they deem necessary as a result of their meetings. To the extent that the Budget Office and a department or constitutional officer cannot agree on a proposed budget, the revised proposed budgets are then submitted for review to the Mayor's Budget Review Committee (MBRC). The MBRC is a standing executive committee that is comprised of five voting members made up of the Chief Administrative Officer, Deputy Chief Administrative Officer, Chief Financial Officer, and the Policy Chiefs of the Mayor. This committee then makes any final budget recommendations to the Mayor on the proposed budget. The Mayor then consults with his executive staff, reviews the latest fiscal information available, and makes any final changes to the proposed Budget. Once the final changes are completed, the Mayor directs the Budget Office to prepare the Proposed Budget for submission to the City Council for review.

The Mayor's Proposed Budget is presented to the City Council on the second Tuesday in July; the budget ordinance, millage levy ordinance, and related resolutions and legislation are introduced. The Mayor's Proposed Budget book provides the necessary budget reports needed to allow the City Council to review the Mayor's Budget and to make whatever changes they feel are required to express their own policies. Activity and Departmental recap reports provide information on original budget, revised budget, year-to-date and annualized expenditures, as well as a comparison of the recommended budget versus the revised budget. Revenue schedules and other statistical information are also provided.

Council Budget Review and Adoption

The Council begins its review of the Mayor's Proposed Budget in July. For the first several weeks, review and analysis are conducted primarily by the Council Auditor's staff. At the same time that the City Council is considering the Mayor's proposed budget for the general government, they also consider the budgets of the independent agencies over which it has legislative control. As in the case of the general government, the independent agencies must submit to the City Council balanced budget proposals. During this phase of budget preparation, most of the interaction occurs between the Council Auditor's Office and the Budget Office.

State law requires that a proposed millage rate be approved and filed by August 4 of each year to comply with Truth in Millage (TRIM) requirements. The proposed millage is based upon the Proposed Budget

2011-2012 ANNUAL BUDGET

CITY OF JACKSONVILLE, FLORIDA

submitted by the Mayor. The proposed millage as well as the date and time of the first public hearing on the proposed millage and tentative budget is provided to the Property Appraiser and Tax Collector by August 4. This information is utilized by the Property Appraiser to mail out the Notice of Proposed Taxes to each property owner by August 24.

The Council Finance Committee and other standing committees of the Council begin to conduct their own budget reviews in August. Review procedures vary by committee, but most committees elect to hold information gathering budget hearings. During detailed budget hearings with various departments, the Finance Committee develops specific amendment recommendations. The Budget Office works with the Council Auditor's staff to incorporate the Finance Committee and other Council changes into the proposed budget.

Preparation of the budget is a highly interactive process throughout the schedule, as may be seen from the following calendar. Specific dates shown are those applicable to the fiscal year 2011 budget preparation phase.

BUDGET CALENDAR

January 15	Deadline to submit CIP forms with priority rankings to the Budget Office.
March 12	Deadline for internal service providers to submit their proposed budget to the Budget Office.
March 23	Electronic distribution to the departments of budget instructions and forms, including reports with five months of data and current level targets.
March 26	Budget Kickoff meeting is held.
March 31	ITP Committee prepares priority list of IT projects.
April 5	CIP submissions are reviewed and prioritized.
April 19	Deadline for posting revenue projections and current level request to the Budget System, and submitting budget forms to the Budget Office. Submissions also include a letter of transmittal that explains the major factors affecting the department's budgetary requirements.
April 30	Finance Director with Chief Administrative Officer/Mayor and Mayor's Chiefs review CIP and ITP.
April 30	Deadline for entering grant requests into GIFTS system.
May 1	Tentative proposed Budget is submitted to City Council.
May 10–June 2	Departmental Budget review with the Budget Office.
May 14–June 4	Distribution of revised reports to the departments that includes Budget Office recommendations on current level funding. Revisions made by the Budget Office are generally based upon consistently applied determinations that are agreed to by the departments.
June 1	Preliminary estimates of taxable values is received from the Property Appraiser.

2011-2012 ANNUAL BUDGET

CITY OF JACKSONVILLE, FLORIDA

June 21	The MBRC reviews any unresolved differences and makes recommendations on funding to the Mayor.
June 21-June 25	Review of proposed budget, culminating with final budget decisions by the Mayor.
July 1	Certifications of Taxable Value received from the Property Appraiser.
July 15	The Mayor's Proposed Budget is presented to the City Council.
July 18	The Council begins its review of the Mayor's Proposed Budget.
July 27	City Council adopts proposed millage for Truth in Millage (T.R.I.M.) notice.
August 12 - August 30	The Council Finance Committee and other standing committees review the Proposed Budget.
September 13	During the first Council meeting in September, public hearings are held on both the proposed millage and the proposed budget. Following the public hearings, the Council adopts a tentative millage rate and a tentative budget.
September 21	The Finance Committee makes its final recommendation to the Council on the proposed budget. The recommended budget is made available for public inspection for seven days.
September 27	After the final public hearings, the Millage Levy Ordinance and the Budget Ordinance, as amended, are adopted by the City Council. Both ordinances are then signed by the Mayor.
October 1	The new fiscal year begins.

CITY OF JACKSONVILLE, FLORIDA

FINANCIAL CONDITION PROJECTED FUND BALANCES AT SEPTEMBER 30, 2012 (in thousands)

	General Funds	Special Revenue Funds	Enterprise Funds	Internal Service Funds	Fiscal Yr 2011-12 Totals
ESTIMATED BEG FUND BALANCE	130,843	196,596	165,176	92,224	584,839
BUDGETED SOURCES:					
Taxes, Licenses & Permits	640,218	187,313	10,716	0	838,247
Intergovernmental Revenue	128,279	8,302	0	0	136,580
General Government Charges	17,419	1,049	608	273,377	292,453
Earnings on Investments	8,421	2,011	1,640	5,399	17,471
Fines and Forfeitures	2,575	696	659	0	3,930
Charges for Services	50,606	21,962	113,086	18	185,671
Special Assessments	0	0	0	0	0
Miscellaneous	15,884	3,621	10,431	948	30,884
Banking Fund Borrowings	0	0	17,506	58,526	76,032
Contributions from Other Funds	109,641	27,014	21,623	1,137	159,415
Total Sources	973,044	251,967	176,269	339,404	1,740,684
BUDGETED USES:					
Salaries and Benefits	542,367	13,765	23,989	28,643	608,764
Operating expense	249,056	30,029	128,202	287,770	695,057
Capital outlay	6,130	749	31,710	7,702	46,290
Debt service	77,053	76,058	5	19,717	172,833
Assistance to other agencies	43,531	125,795	0	1,333	170,660
Contributions to other funds	53,998	5,529	1,612	0	61,139
Total Uses	972,135	251,926	185,518	345,164	1,754,743
Projected Ending Fund Balance	131,752	196,638	155,927	86,463	570,781
Percentage Change:	0.7%	0.0%	-5.6% a	-6.2% b	-2.4%

a) The decrease in projected fund balance is due to a \$10.7 million appropriation of retained earnings in the Landfill Closure fund (443).

b) The net decrease in projected fund balance is due to a total \$7.3 million in various appropriations of retained earnings offset by a \$1.1 million cash carryover to fund balance entry in the self insurance fund (561).

Footnotes:

Estimated Beginning Fund Balance is the sum of the respective unaudited fund balance figures for the prior year ending September 30. Balances pulled November 8, 2011 before year-end close out.

Excluded from Total Sources: Intrafund Transfers In, Non Operating Sources, Pension Fund Contributions, Sales of Surplus Materials and Debt Proceed

Excluded from Total Uses: Intrafund Transfers Out, Cash Carryovers and Reserves that are not expected to be appropriated during the fiscal year.

CITY OF JACKSONVILLE, FLORIDA

STATEMENT OF REVENUE, EXPENDITURES AND CHANGES IN FUND BALANCES (in thousands)

	General Fund	Special Revenue Funds	Enterprise Funds	Internal Service Funds	Totals
FISCAL YEAR ENDED SEPT 30, 2009					
Fund Balance, Beginning of Year	\$ 98,158	\$ 243,043	\$ 138,138	\$ 46,866	\$ 526,205
Operating - Rev/(Exp)					
Revenues	959,147	338,659	124,332	225,612	1,647,750
Expenditures	(827,467)	(274,146)	(147,413)	(215,712)	(1,464,738)
Operating Income (Loss)	131,680	64,513	(23,081)	9,900	183,012
Non Operating - Rev/(Exp)					
Transfers In	6,113	31,125	53,738	4,346	95,322
Transfers Out	(131,062)	(75,132)	(23,539)	0	(229,733)
Long Term Debt Issued/Captial Contributions	5,292	0	0	0	5,292
Fund Balance, End of Year	<u>\$ 110,181</u>	<u>\$ 263,549</u>	<u>\$ 145,256</u>	<u>\$ 61,112</u>	<u>\$ 580,098</u>
FISCAL YEAR ENDED SEPT 30, 2010					
Fund Balance, Beginning of Year	\$ 110,181	\$ 263,549	\$ 145,256	\$ 61,112	\$ 580,098
Operating - Rev/(Exp)					
Revenues	976,478	331,858	116,480	252,640	1,677,456
Expenditures	(870,052)	(300,227)	(146,772)	(229,717)	(1,546,768)
Operating Income (Loss)	106,426	31,631	(30,292)	22,923	130,688
Non Operating - Rev/(Exp)					
Transfers In	16,747	32,473	43,937	3,769	96,926
Transfers Out	(126,335)	(84,985)	(8,403)	(8,414)	(228,137)
Long Term Debt Issued/Captial Contributions	3,556	0	0	0	3,556
Change in reserve for inventory of supplies	(510)	0	0	0	(510)
Fund Balance, End of Year	<u>\$ 110,065</u>	<u>\$ 242,668</u>	<u>\$ 150,498</u>	<u>\$ 79,390</u>	<u>\$ 582,620</u>
FISCAL YEAR ENDED SEPT 30, 2011					
Fund Balance, Beginning of Year	\$ 110,065	\$ 242,668	\$ 150,498	\$ 79,390	\$ 582,620
Operating - Rev/(Exp)					
Revenues	983,744	301,141	129,553	255,254	1,669,691
Expenditures	(851,479)	(307,011)	(137,963)	(242,086)	(1,538,539)
Operating Income (Loss)	132,265	(5,870)	(8,411)	13,168	131,152
Non Operating - Rev/(Exp)					
Transfers In	9,296	30,495	24,806	3,176	67,773
Transfers Out	(121,102)	(70,697)	(1,717)	(3,509)	(197,025)
Long Term Debt Issued/Captial Contributions	319	0	0	0	319
Estimated Fund Balance, End of Year	<u>\$ 130,843</u>	<u>\$ 196,596</u>	<u>\$ 165,176</u>	<u>\$ 92,224</u>	<u>\$ 584,839</u>

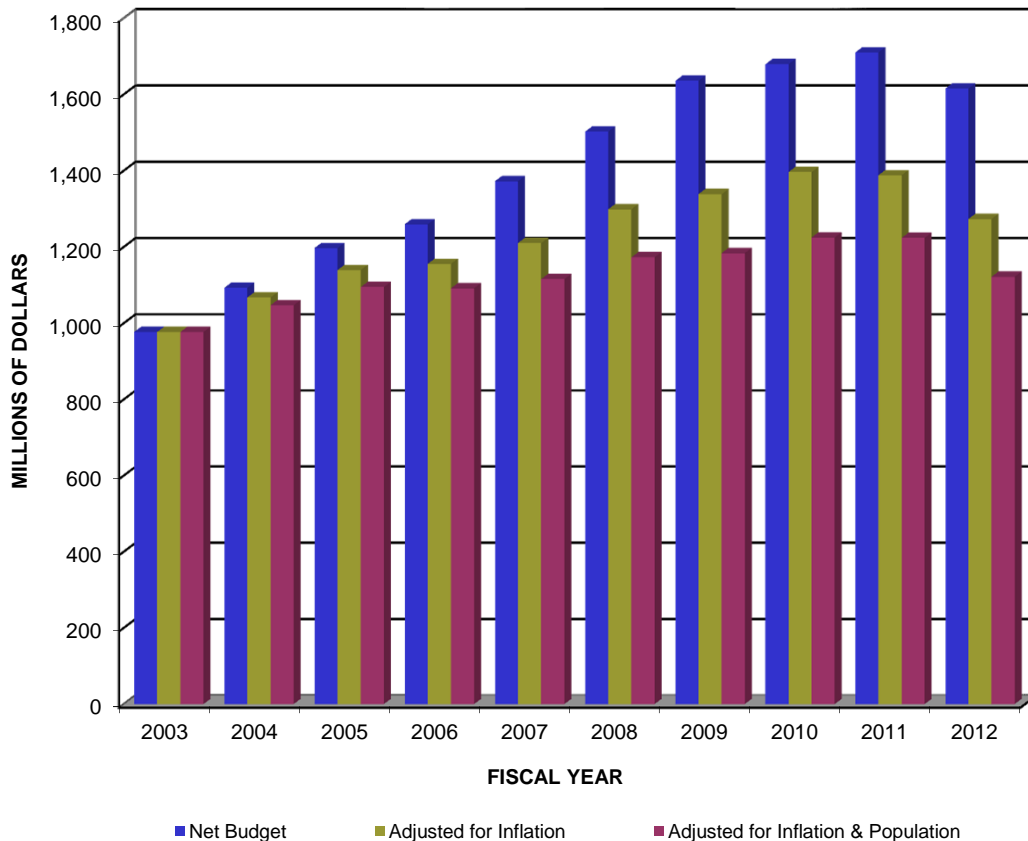
CITY OF JACKSONVILLE, FLORIDA

NET CITY BUDGET

Interfund transfers and the cost of services provided by one division to another division of government (internal service costs) can overstate the true overall cost of providing services in the budget. Transfers are dollars in the budget that are moved from one fund to another fund. This movement of dollars between funds does not reflect any additional spending on programs or projects, but the total budget figures would count these as expenditures within both of these funds, resulting in a degree of double counting. The graph on this page and the Comparative Budget Summary on the following pages are presented on a net basis and present a truer picture of the actual size of Jacksonville's budget, by adjusting for those items which are double counted.

As shown below, the net budget of the City has increased from \$977.1 million in fiscal year 2003 to \$1.616 billion for fiscal year 2012. However, adjusting for inflation during the period, the fiscal year 2012 budget would be equivalent to a budget in fiscal year 2003 of \$1.274 billion. When also taking into account the population growth during the same period, the fiscal year 2012 budget is equivalent to a budget of \$1.122 billion in fiscal year 2003.

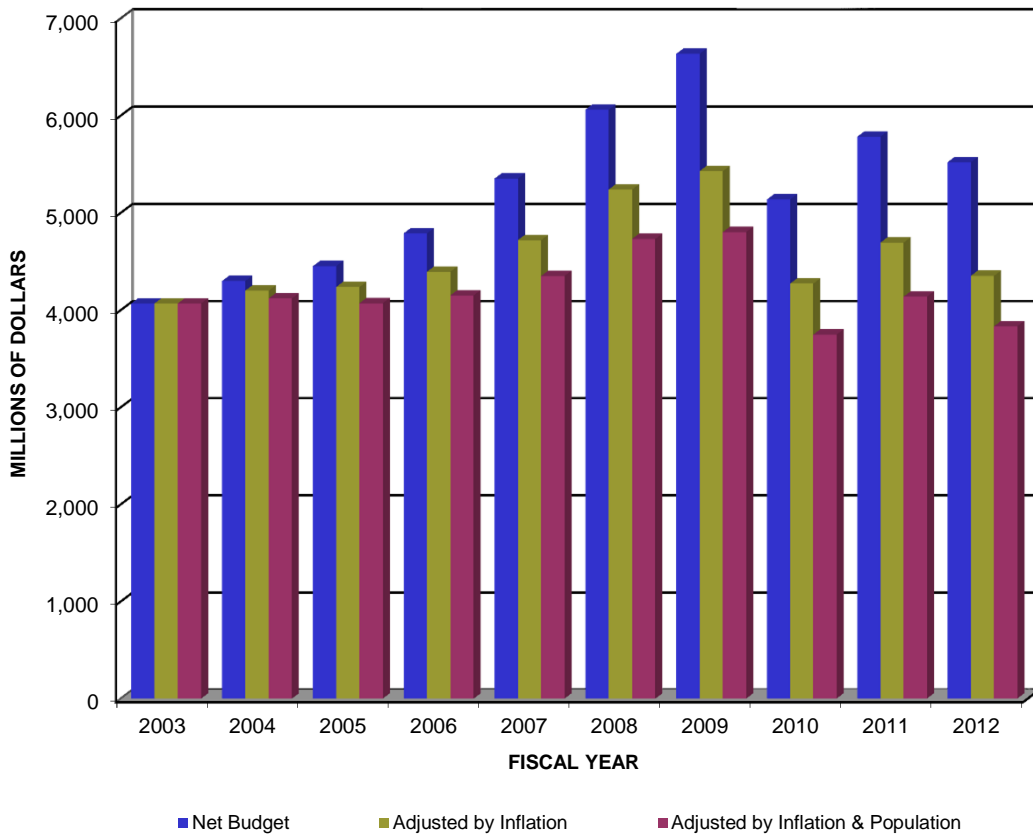
NET CITY BUDGET



CITY OF JACKSONVILLE, FLORIDA

The following graph shows the net consolidated budgets for the City of Jacksonville, its independent authorities and the Duval County School Board. This combination represents the total consolidated budget for most of the City's residents. As may be seen by comparing the two graphs, the total consolidated budget trend is similar to that of the City in that when adjusted for inflation and population both trends are relatively flat.

NET CONSOLIDATED BUDGET



Following the Comparative Budget Summary are the schedules and analyses which focus on the budget for the City of Jacksonville. It should be noted, that all figures are from the originally adopted budgets, unless otherwise stated, and prior years figures are restated to reflect organizational changes. Any budget revisions which are material at the level of detail presented are explained.

CITY OF JACKSONVILLE, FLORIDA

COMPARATIVE NET CITY BUDGET FOR FISCAL YEARS 2010-11 AND 2011-12 (Excluding Fund to Fund Transfers)

	FY 11 Budgeted	FY 12 Budgeted	% Of Change
General Fund	\$ 914,481,127	892,321,092	(2.42) %
Capital Project Funds	147,321,636	56,189,745	(61.86)
Special Revenue Funds	353,449,763	365,633,050	3.45
Enterprise Funds	192,698,922	199,416,341	3.49
Internal Service Funds	90,979,055	96,197,699	5.74
General Trust and Agency Funds	950,816	1,434,179	50.84
Component Units	<u>10,623,470</u>	<u>4,538,706</u>	<u>(57.28)</u>
TOTAL CITY OF JACKSONVILLE	\$ <u>1,710,504,789</u>	<u>1,615,730,812</u>	<u>(5.54) %</u>

A More Detailed Summary Follows.

CITY OF JACKSONVILLE, FLORIDA

COMPARATIVE NET CONSOLIDATED BUDGET FOR FISCAL YEARS 2009-10, 2010-11 AND 2011-12

	FY 10 Budgeted	FY 11 Budgeted	FY 12 Budgeted
CITY OF JACKSONVILLE			
GENERAL FUND	\$1,061,159,418	\$1,072,007,469	\$1,042,249,572
Less: Cash Carryover	41,602,251	44,362,825	47,571,751
Contributions to Other Funds:			
Alcoholic Rehab Trust Fund	333,642	333,987	249,281
Beach Erosion	550,000	200,000	200,000
Capital Project Funds	2,737,636	3,700,000	6,985,071
Cecil Commerce Center	1,500,038	1,509,133	1,622,988
Children's Commission	21,058,173	20,673,779	19,384,287
City Venues	7,836,182	9,801,442	8,703,230
Community Development	269,268	275,357	0
Court Technology - Recording Fees	0	544,845	1,113,050
Federal Programs	424,264	491,265	424,266
Hanna Park	381,941	499,578	238,511
Huguenot Park	0	0	384,496
Information Technology	500,000	482,000	0
Jacksonville Economic Development	9,692,005	8,866,911	1,428,860
Jacksonville Port Authority	8,445,478	7,989,018	5,905,702
Jacksonville Transportation Authority	1,220,350	1,254,804	1,284,270
JEDC - Cecil Field Trust	0	0	578,724
Motor Vehicle Inspection	0	40,000	0
Public Parking Garage	0	1,075,715	0
Public Parking System	0	60,427	0
Solid Waste Disposal	21,417,409	0	0
Storm Water	1,293,851	869,685	1,482,501
Tax Increment Districts	0	2,220,543	3,322,168
Vehicle Replacement	1,244,062	1,250,000	0
Full Cost Recovery	19,056,977	18,818,729	18,342,333
Transfers between General Funds	22,839,482	23,491,315	22,252,177
Interfund and Intrafund Transfers	7,656,822	8,714,984	8,454,814
TOTAL - GENERAL FUND	891,099,587	914,481,127	892,321,092

CITY OF JACKSONVILLE, FLORIDA

COMPARATIVE NET CONSOLIDATED BUDGET FOR FISCAL YEARS 2009-10, 2010-11 AND 2011-12

	FY 10 Budgeted	FY 11 Budgeted	FY 12 Budgeted
CAPITAL PROJECT FUND	129,180,251	147,721,636	56,585,745
Less: Cash Carryover	1,951,100	400,000	396,000
Transfers between Capital Project Funds	0	0	0
Contributions to Other Funds	0	0	0
TOTAL - CAPITAL PROJECT FUND	127,229,151	147,321,636	56,189,745
SPECIAL REVENUE FUNDS	239,105,282	253,132,561	253,678,029
Plus: Anticipated Grants (1)	145,906,281	108,039,721	119,236,301
Less: Cash Carryover	584,170	1,049,513	1,752,504
Prior Year's Federal Expenditures			
Transfers between Sp Rev Funds	416,673	435,317	75,000
Contributions to Other Funds:			
General Fund	5,603,941	4,937,689	5,453,776
Capital Project Funds	10,062,975	1,300,000	0
TOTAL - SPECIAL REVENUE FUNDS	368,343,804	353,449,763	365,633,050
ENTERPRISE FUNDS	199,174,790	206,964,338	221,640,020
Less: Cash Carryover	8,715,302	-8,215,652	3,186,619
Transfers between Enterprise Funds	35,779,812	22,081,068	18,641,060
Contributions to Other Funds	1,951,100	400,000	396,000
TOTAL - ENTERPRISE FUNDS	152,728,576	192,698,922	199,416,341
INTERNAL SERVICE FUNDS	402,384,153	369,012,010	378,422,545
Less: Cash Carryover	573,174	2,358,967	1,564,799
Transfers between Internal Svc Funds	3,207,755	4,341,586	7,283,193
Charges to City and Independent Agencies	269,370,441	271,332,402	273,376,854
Contributions to Other Funds	2,145,902	0	0
TOTAL - INTERNAL SERVICE FUNDS	127,086,881	90,979,055	96,197,699
GENERAL TRUST AND AGENCY FUNDS	9,205,703	11,845,227	12,017,470
Less: Cash Carryover	3,758	0	0
Pension Fund Charges	8,392,105	10,894,411	10,583,291
TOTAL - GENERAL TRUST AND AGENCY FUNDS	809,840	950,816	1,434,179
COMPONENT UNITS	13,409,539	11,428,646	4,538,706
Less: Cash Carryover	3,664	3,664	0
Transfers between Component Units	1,328,533	801,512	0
Contributions to Other Funds	0	0	0
TOTAL - COMPONENT UNITS	12,077,342	10,623,470	4,538,706
TOTAL CITY OF JACKSONVILLE	1,679,375,181	1,710,504,789	1,615,730,812

CITY OF JACKSONVILLE, FLORIDA

COMPARATIVE NET CONSOLIDATED BUDGET FOR FISCAL YEARS 2009-10, 2010-11 AND 2011-12

	FY 10 Budgeted	FY 11 Budgeted	FY 12 Budgeted
INDEPENDENT AUTHORITIES			
JACKSONVILLE ELECTRIC AUTHORITY			
Operations	1,090,924,120	1,806,261,038	1,890,793,451
Capital	466,846,000	394,538,407	312,850,000
Less: Transfer to Operating Capital Outlay	36,637,440	100,021,356	250,399,795
Contribution to WSEA	800,000	800,000	0
Contribution to General Fund - GSD	99,187,538	101,687,538	104,187,538
TOTAL - JACKSONVILLE ELECTRIC AUTHORITY	1,421,145,142	1,998,290,551	1,849,056,118
JACKSONVILLE AVIATION AUTHORITY			
Operations	75,475,341	76,363,643	79,057,645
Capital	30,390,625	18,097,269	33,388,800
Less: Transfer to Operating Capital Outlay	8,717,000	7,632,659	10,423,262
TOTAL - JACKSONVILLE AVIATION AUTHORITY	97,148,966	86,828,253	102,023,183
JACKSONVILLE PORT AUTHORITY			
Operations	56,710,102	58,537,333	59,798,478
Capital	69,620,369	67,423,005	122,899,420
Less: Transfer to Operating Capital Outlay	2,207,732	3,985,201	4,421,538
TOTAL - JACKSONVILLE PORT AUTHORITY	124,122,739	121,975,137	178,276,360
JACKSONVILLE TRANSPORTATION AUTHORITY			
Operations	107,372,807	103,547,309	164,032,610
Capital	70,642,126	67,700,805	12,086,104
Less: Contribution from General Fund - GSD	31,220,350	29,071,706	30,336,261
Transfers within/to Divisions	2,600,000	3,954,450	3,800,672
TOTAL- JACKSONVILLE TRANSP AUTHORITY	144,194,583	138,221,958	141,981,781
POLICE & FIRE PENSION FUND			
	7,194,325	8,105,669	9,078,585
Less: Interfund Transfers	0	0	0
TOTAL - POLICE & FIRE PENSION FUND	7,194,325	8,105,669	9,078,585
WATER & SEWER EXPANSION AUTHORITY (WSEA)			
	1,695,330	1,134,672	0
Less: Interfund Transfers	436,030	334,672	0
TOTAL - WSEA	1,259,300	800,000	0
TOTAL - INDEPENDENT AUTHORITIES	1,795,065,055	2,354,221,568	2,280,416,027
OTHER AGENCIES			
DUVAL COUNTY SCHOOL BOARD			
	1,712,321,373	1,776,249,424	1,676,288,018
Less: Interfund Transfers	47,943,079	55,981,290	49,921,878
TOTAL - DUVAL COUNTY SCHOOL BOARD	1,664,378,294	1,720,268,134	1,626,366,140
TOTAL NET CONSOLIDATED BUDGET	\$5,138,818,530	\$5,784,994,491	\$5,522,512,979

(1) Includes grant funding from Federal and State governments as well as other governments and non-profit and for-profit entities. Detail is provided on the Anticipated Grant Schedule.

CITY OF JACKSONVILLE, FLORIDA



2011-2012 ANNUAL BUDGET

CITY OF JACKSONVILLE, FLORIDA

BUDGETED REVENUE, EXPENDITURES AND RESERVES FOR THE FISCAL YEAR ENDING SEPTEMBER 30, 2012

	GENERAL FUNDS	SPECIAL REVENUE FUNDS	CAPITAL PROJECT FUNDS
REVENUES			
AD VALOREM TAXES	454,805,549	18,600,066	0
BUSINESS TAXES	7,634,660	0	0
CONTRIB & DONATIONS FROM PRIVATE SOURCES	0	416,300	0
CONTRIBUTIONS FROM OTHER FUNDS	27,705,953	27,014,047	7,381,071
CONTRIBUTIONS FROM OTHER LOCAL UNITS	104,187,538	0	0
COURT-RELATED REVENUES	190,237	4,969,542	0
CULTURE AND RECREATION	2,207,505	1,766,639	0
DEBT PROCEEDS	0	0	40,843,889
DISPOSITION OF FIXED ASSETS	50,000	0	0
FEDERAL GRANTS	113,100	656,444	0
FEDERAL PAYMENTS IN LIEU OF TAXES	24,000	0	0
FRANCHISE FEES	44,227,187	0	0
GENERAL GOVERNMENT	17,419,429	1,048,609	0
HUMAN SERVICES	1,971,720	1,073,040	0
INTEREST, INCL PROFITS ON INVESTMENTS	8,421,099	2,010,655	8,360,785
JUDGMENT AND FINES	716,215	225,810	0
NON OPERATING SOURCES	46,892,965	1,710,876	0
OTHER CHARGES FOR SERVICES	27,149,528	0	0
OTHER FINES AND/OR FORFEITS	1,416,747	369,786	0
OTHER LICENSES AND PERMITS	0	355,000	0
OTHER MISCELLANEOUS REVENUE	14,691,380	3,026,442	0
PENSION FUND CONTRIBUTIONS	0	0	0
PHYSICAL ENVIRONMENT	375,640	1,253,194	0
PROCEEDS OF REFUNDING BONDS	0	0	0
PUBLIC SAFETY	18,711,424	12,899,652	0
RENTS AND ROYALTIES	1,143,092	178,136	0
SALES AND USE TAXES	1,097,022	168,357,856	0
SALES OF SURPLUS MATERIALS & SCRAPS	60,000	0	0
STATE GRANTS	420,488	13,604	0
STATE SHARED REVENUES	127,721,006	7,631,626	0
TRANSPORTATION	0	0	0
UTILITY SERVICE TAXES	132,453,917	0	0
VIOLATIONS OF LOCAL ORDINANCES	442,171	100,705	0
TOTAL REVENUES	1,042,249,572	253,678,029	56,585,745

CITY OF JACKSONVILLE, FLORIDA

BUDGETED REVENUE, EXPENDITURES AND RESERVES FOR THE FISCAL YEAR ENDING SEPTEMBER 30, 2012

ENTERPRISE FUNDS	INTERNAL SERVICE FUNDS	TRUST & AGENCY FUNDS	COMPONENT UNITS	TOTAL
0	0	0	0	473,405,615
0	0	0	0	7,634,660
0	0	0	0	416,300
54,558,209	32,830,037	0	0	149,489,317
0	0	0	2,007,584	106,195,122
0	0	0	0	5,159,779
5,605,279	0	0	0	9,579,423
17,505,947	58,525,982	0	0	116,875,818
0	450,000	0	375,481	875,481
0	0	0	0	769,544
0	0	0	0	24,000
0	0	0	0	44,227,187
608,445	273,376,854	0	2,500	292,455,837
0	0	0	0	3,044,760
1,640,305	5,398,993	0	288,960	26,120,797
0	0	580,000	0	1,522,025
11,392,316	7,325,435	0	685,683	68,007,275
5,210,012	0	0	0	32,359,540
0	0	0	0	1,786,533
0	0	0	0	355,000
3,482,395	497,711	833,879	120,864	22,652,671
0	0	10,603,591	0	10,603,591
97,391,160	0	0	0	99,019,994
0	0	0	158,591	158,591
469,000	0	0	0	32,080,076
6,948,702	0	0	899,043	9,168,973
10,716,166	0	0	0	180,171,044
1,043,178	0	0	0	1,103,178
0	0	0	0	434,092
0	0	0	0	135,352,632
4,410,238	17,533	0	0	4,427,771
0	0	0	0	132,453,917
658,668	0	0	0	1,201,544
221,640,020	378,422,545	12,017,470	4,538,706	1,969,132,087

CITY OF JACKSONVILLE, FLORIDA

BUDGETED REVENUE, EXPENDITURES AND RESERVES FOR THE FISCAL YEAR ENDING SEPTEMBER 30, 2012

	GENERAL FUNDS	SPECIAL REVENUE FUNDS	CAPITAL PROJECT FUNDS
EXPENDITURES-DEPARTMENTAL			
PERSONNEL EXPENSES	542,366,865	13,765,242	0
OPERATING EXPENSES	238,136,379	28,874,801	0
CAPITAL OUTLAY	6,129,929	748,511	56,189,745
GRANTS AND AIDS	43,531,258	125,795,137	0
OTHER USES	10,668,867	1,154,567	0
TOTAL EXPENDITURES-DEPARTMENTAL	840,833,298	170,338,258	56,189,745
EXPENDITURES-NON-DEPARTMENTAL			
CASH CARRYOVER	46,050,295	1,752,504	0
CASH CARRYOVER-TO FUND BALANCE	1,521,456	0	396,000
CONTINGENCY (Detailed Below)	1,232,114	0	0
CONTRIBUTION FROM PRIMARY GOVERNMENT	9,197,556	0	0
DEBT SVC TRANSFER OUT - INTEREST	37,052,798	46,771,176	0
DEBT SVC TRANSFER OUT - PRINCIPAL	39,190,181	29,282,187	0
DEBT SVC TRANSFER OUT-FISCAL AGENT FEES	517,236	5,128	0
DEBT SVC TRANSFER(INTRAFUND) - INTEREST	0	0	0
DEBT SVC TRANSFER(INTRAFUND) - PRINCIPAL	0	0	0
DEBT SVC TRANSFER(INTRAFUND)-FISCAL AGNT	0	0	0
FISCAL AGENT FEES	292,612	0	0
LOAN REPAYMENT	0	0	0
TRANSFER OUT - INTERFUND	44,109,849	5,528,776	0
TRANSFER OUT - INTRAFUND	22,252,177	0	0
TOTAL EXPENDITURES-NON-DEPARTMENTAL	201,416,274	83,339,771	396,000
TOTAL APPROPRIATIONS	1,042,249,572	253,678,029	56,585,745

SUB REPORT: CONTINGENCY DETAIL

EXECUTIVE OPERATING CONTINGENCY-COUNCIL	125,000	0	0
EXECUTIVE OPERATING CONTINGENCY-JOINT	719	0	0
EXECUTIVE OPERATING CONTINGENCY-MAYOR	125,000	0	0
FEDERAL MATCHING GRANTS (B1-B)	424,441	0	0
FEDERAL PROGRAMS CONTINGENCY	266,350	0	0
DESIGNATED COUNCIL CONTINGENCIES:			
Special Council Contingency	12,500	0	0
Supervisor of Elections	278,104	0	0
	1,232,114	0	0

CITY OF JACKSONVILLE, FLORIDA

BUDGETED REVENUE, EXPENDITURES AND RESERVES FOR THE FISCAL YEAR ENDING SEPTEMBER 30, 2012

ENTERPRISE FUNDS	INTERNAL SERVICE FUNDS	TRUST & AGENCY FUNDS	COMPONENT UNITS	TOTAL
23,988,988	28,642,574	764,413	1,811,549	611,339,631
99,049,592	200,921,034	11,058,021	2,357,056	580,396,883
31,710,024	7,701,912	2,500	3	102,482,624
0	1,333,144	0	183,815	170,843,354
29,152,611	86,848,894	192,536	186,283	128,203,758
183,901,215	325,447,558	12,017,470	4,538,706	1,593,266,250
3,186,619	493,191	0	0	51,482,609
0	1,071,608	0	0	2,989,064
0	0	0	0	1,232,114
0	0	0	0	9,197,556
0	0	0	0	83,823,974
0	0	0	0	68,472,368
0	0	0	0	522,364
6,671,136	12,134,036	0	0	18,805,172
8,834,698	12,273,000	0	0	21,107,698
4,646	3,200	0	0	7,846
4,646	3,200	0	0	300,458
0	19,713,559	0	0	19,713,559
1,611,969	0	0	0	51,250,594
17,425,091	7,283,193	0	0	46,960,461
37,738,805	52,974,987	0	0	375,865,837
221,640,020	378,422,545	12,017,470	4,538,706	1,969,132,087
0	0	0	0	125,000
0	0	0	0	719
0	0	0	0	125,000
0	0	0	0	424,441
0	0	0	0	266,350
0	0	0	0	12,500
0	0	0	0	278,104
0	0	0	0	1,232,114

CITY OF JACKSONVILLE, FLORIDA

BUDGETED REVENUES BY DEPARTMENT ALL FUNDS FOR THE FISCAL YEAR ENDING SEPTEMBER 30, 2012

	Fiscal Year		Dollar Change	Percent Change
	2010-2011	2011-2012		
Department:				
Advisory Boards	\$ 299,651	\$ 107,081	\$ (192,570)	(64.3%)
Central Operations	149,927,018	153,750,966	3,823,948	2.6%
City Council	4,640,665	4,865,767	225,102	4.9%
Clerk of the Court	2,749,179	2,835,627	86,448	3.1%
Courts	4,013,200	5,604,272	1,591,072	39.6%
Environmental and Compliance	8,213,937	8,771,165	557,228	6.8%
Finance	73,995,303	77,338,329	3,343,026	4.5%
Fire and Rescue	21,667,645	22,216,739	549,094	2.5%
General Counsel	8,873,013	8,666,559	(206,454)	(2.3%)
Housing and Neighborhoods	139,600	127,036	(12,564)	(9.0%)
Information Technology	39,265,472	34,267,060	(4,998,412)	(12.7%)
Jacksonville Children's Commission	298,300	302,300	4,000	1.3%
Jacksonville Economic Dev Commission	23,487,672	24,343,335	855,663	3.6%
Jacksonville Housing Finance Authority	57,367	47,563	(9,804)	(17.1%)
Jacksonville Human Rights Commission	109,550	113,800	4,250	3.9%
Medical Examiner	1,122,707	1,256,720	134,013	11.9%
Office of the Sheriff	19,057,432	14,224,498	(4,832,934)	(25.4%)
Planning and Development	11,660,518	9,797,650	(1,862,868)	(16.0%)
Public Libraries	1,694,125	1,744,136	50,011	3.0%
Public Works	138,333,610	108,342,821	(29,990,789)	(21.7%)
Recreation & Community Services	4,881,059	4,685,716	(195,343)	(4.0%)
Supervisor of Elections	10,000	11,000	1,000	10.0%
Tax Collector	10,484,971	10,393,677	(91,294)	(0.9%)
Total Departmental Revenues	\$ 524,981,994	\$ 493,813,817	\$ (31,168,177)	(5.9%)
Non-Departmental:				
Banking Fund Loan Proceeds	\$ 16,761,909	\$ 58,349,836	\$ 41,587,927	248.1%
Bond Proceeds	189,424,968	58,684,573	(130,740,395)	(69.0%)
Fund Balance/Retained Earnings	18,528,885	68,007,275	49,478,390	267.0%
Jacksonville City-Wide Activities	1,056,577,539	1,023,988,556	(32,588,983)	(3.1%)
Pension Contributions	10,894,411	10,603,591	(290,820)	(2.7%)
Transfers In (including debt)	254,942,181	255,684,439	742,258	0.3%
Non-Departmental Revenues	\$ 1,547,129,893	\$ 1,475,318,270	\$ (71,811,623)	(4.6%)
Total Revenues	\$ 2,072,111,887	\$ 1,969,132,087	\$ (102,979,800)	(5.0%)

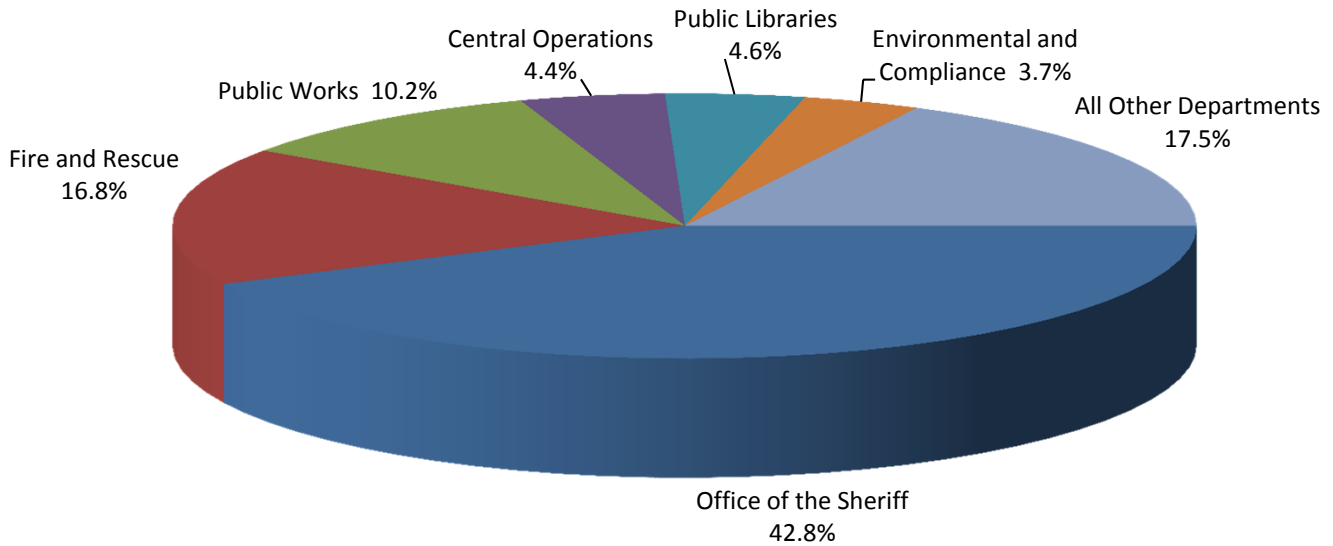
CITY OF JACKSONVILLE, FLORIDA

BUDGETED EXPENDITURES BY DEPARTMENT ALL FUNDS FOR THE FISCAL YEAR ENDING SEPTEMBER 30, 2012

	Fiscal Year		Dollar Change	Percent Change
	2010-2011	2011-2012		
Department:				
Advisory Boards	\$ 404,068	\$ 419,354	\$ 15,286	3.8%
Central Operations	162,246,631	169,850,992	7,604,361	4.7%
City Council	14,323,777	14,047,128	(276,649)	(1.9%)
Clerk of the Court	3,569,133	3,442,887	(126,246)	(3.5%)
Courts	3,221,679	3,301,617	79,938	2.5%
Environmental and Compliance	47,696,190	58,340,298	10,644,108	22.3%
Finance	58,135,892	55,270,566	(2,865,326)	(4.9%)
Fire and Rescue	163,108,499	159,439,201	(3,669,298)	(2.2%)
General Counsel	9,507,154	9,408,440	(98,714)	(1.0%)
Housing and Neighborhoods	850,357	829,743	(20,614)	(2.4%)
Information Technology	37,951,952	29,672,567	(8,279,385)	(21.8%)
Jacksonville Children's Commission	26,658,405	26,120,615	(537,790)	(2.0%)
Jacksonville Economic Dev Commission	43,103,598	35,457,320	(7,646,278)	(17.7%)
Jacksonville Housing Finance Authority	531,871	543,921	12,050	2.3%
Jacksonville Human Rights Commission	982,048	901,518	(80,530)	(8.2%)
Mayor's Office	2,946,609	2,082,207	(864,402)	(29.3%)
Medical Examiner	2,839,653	2,676,172	(163,481)	(5.8%)
Office of the Sheriff	354,370,777	350,404,801	(3,965,976)	(1.1%)
Planning and Development	17,030,744	13,901,172	(3,129,572)	(18.4%)
Property Appraiser	8,775,816	8,831,738	55,922	0.6%
Public Defender	1,281,693	1,393,720	112,027	8.7%
Public Health	769,049	957,789	188,740	24.5%
Public Libraries	39,743,559	38,355,011	(1,388,548)	(3.5%)
Public Works	333,656,416	253,139,803	(80,516,613)	(24.1%)
Recreation & Community Services	64,513,829	39,784,112	(24,729,717)	(38.3%)
State Attorney	1,657,575	1,498,138	(159,437)	(9.6%)
Supervisor of Elections	8,383,341	6,520,013	(1,863,328)	(22.2%)
Tax Collector	15,027,876	14,902,151	(125,725)	(0.8%)
Total Departmental Expenditures	\$ 1,423,288,191	\$ 1,301,492,994	\$ (121,795,197)	(8.6%)
Non-Departmental:				
Banking Fund Loans	\$ 64,761,909	\$ 58,525,982	\$ (6,235,927)	(9.6%)
Contingency/Cash Carryover	52,827,869	55,703,787	2,875,918	5.4%
Jacksonville City-Wide Activities	116,807,420	137,704,248	20,896,828	17.9%
Proprietary Funds Debt Service	41,503,976	50,774,812	9,270,836	22.3%
Transfers Out	119,926,976	107,408,611	(12,518,365)	(10.4%)
Transfers to Debt Service Funds	252,995,546	257,521,653	4,526,107	1.8%
Non-Departmental Expenditures	\$ 648,823,696	\$ 667,639,093	\$ 18,815,397	2.9%
Total Expenditures	\$ 2,072,111,887	\$ 1,969,132,087	\$ (102,979,800)	(5.0%)

CITY OF JACKSONVILLE, FLORIDA

PERSONNEL DISTRIBUTION BY DEPARTMENT



DEPARTMENT	CLASSIFIED POSITIONS				
	Fiscal Year 2009-10	Fiscal Year 2010-11	Fiscal Year 2011-12	Percent of Total	Percent Change
Office of the Sheriff	3,362	3,371	3,301	42.8%	(2.1%)
Fire and Rescue	1,339	1,325	1,300	16.8%	(1.9%)
Public Works	794	790	786	10.2%	(0.5%)
Public Libraries	363	355	354	4.6%	(0.3%)
Central Operations	401	379	340	4.4%	(10.3%)
Environmental and Compliance	294	293	287	3.7%	(2.0%)
OTHER					
Tax Collector	244	244	235	2.9%	(3.7%)
Recreation and Community Services	238	236	216	2.8%	(8.5%)
Planning and Development	194	190	161	2.0%	(15.3%)
Information Technology	190	165	146	1.9%	(11.5%)
Property Appraiser	128	128	122	1.6%	(4.7%)
Finance	100	100	97	1.3%	(3.0%)
City Council	82	82	78	1.0%	(4.9%)
General Counsel	74	71	70	0.9%	(1.4%)
Jacksonville Children's Commission	50	49	44	0.6%	(10.2%)
Clerk of the Court	37	35	35	0.5%	0.0%
Supervisor of Elections	34	34	35	0.5%	2.9%
Medical Examiner	27	27	27	0.3%	0.0%
Mayor's Office	24	23	23	0.3%	0.0%
Jacksonville Economic Dev. Commission	17	17	17	0.2%	0.0%
Courts	22	16	16	0.2%	0.0%
Jacksonville Human Rights Commission	17	13	12	0.2%	(7.7%)
Vacancy Pool	20	5	5	0.1%	0.0%
Advisory Boards	5	5	5	0.1%	0.0%
Housing and Neighborhoods	4	4	4	0.1%	0.0%
Jacksonville Housing & Finance Authority	2	2	3	0.0%	50.0%
TOTAL	8,062	7,959	7,719	100.0%	(3.0%)

CITY OF JACKSONVILLE, FLORIDA

PERSONNEL DISTRIBUTION BY DEPARTMENT

Classified Positions:

Central Operations – A total cap decreased by thirty-nine positions. Four positions were transferred to other Departments and a total of thirty-five positions were eliminated as part of the budget process: thirty-one were in the General Fund-GSD, three were in the Fleet Operations fund and one was in the Group Health fund.

Information Technology - Nineteen positions were eliminated as part of the budget process.

Jacksonville Children's Commission - Three positions were eliminated and two positions were transferred to Federal Grants funding as part of the budget process.

Jacksonville Housing & Finance Authority- One position was added as part of the budget process.

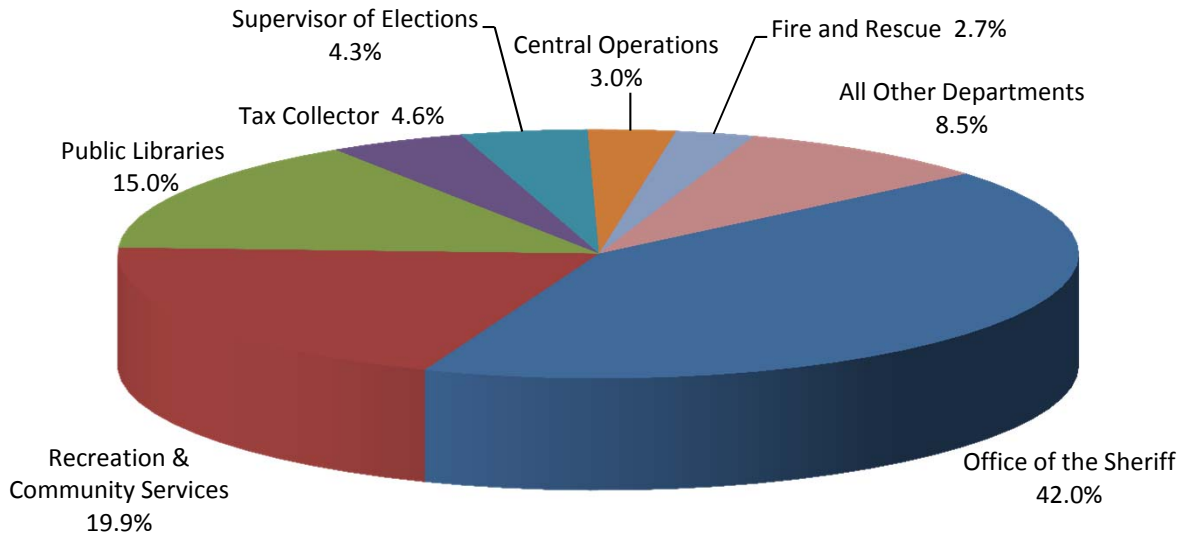
Jacksonville Human Rights Commission – One position was eliminated as part of the budget process.

Planning and Development - A total of twenty-nine positions were eliminated as part of the budget process. Eighteen positions were eliminated from the Building Inspection Division given the downturn in the construction industry and mid-term economic outlook. Seven positions were eliminated in the Community Planning Division and three were eliminated in the Development Services Division. The elimination of these ten positions is not expected to have an impact upon the delivery of services and was related to a reorganization within the Department. During FY 11, one (1) Planning Business Manager position was transferred from the Office of the Director to Central Operations Department / Administrative Services Division.

Recreation and Community Services - A total of twenty positions were eliminated as part of the budget process in a continuing effort to reduce operating expenses.

CITY OF JACKSONVILLE, FLORIDA

PART-TIME HOUR DISTRIBUTION BY DEPARTMENT

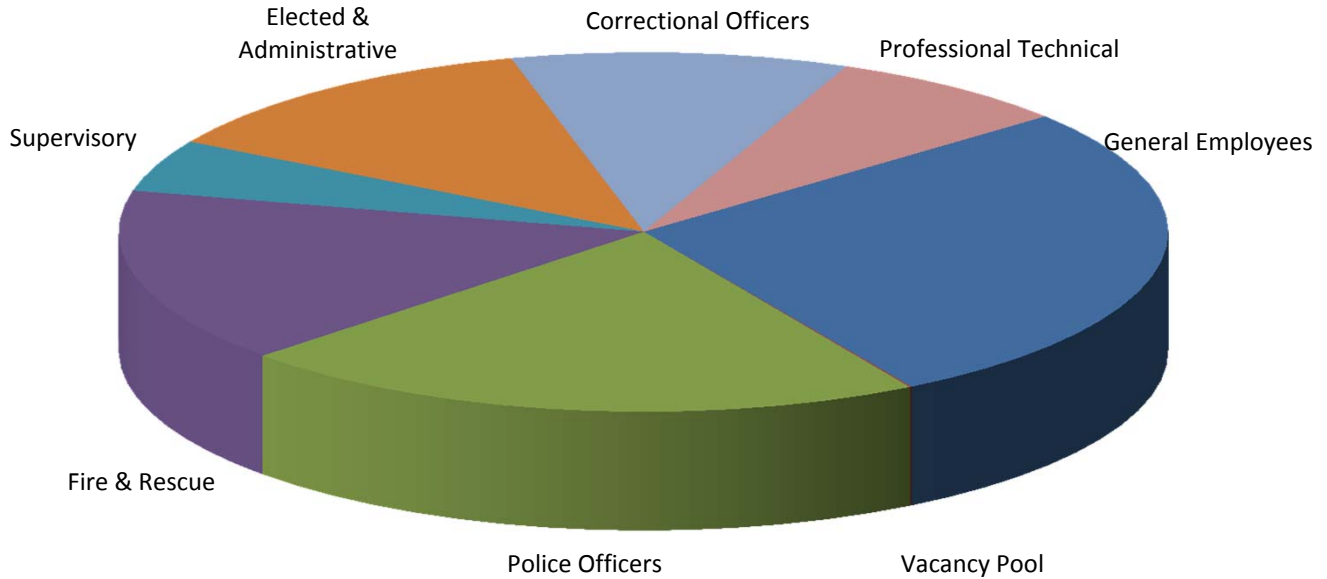


PART-TIME HOURS

DEPARTMENT	Fiscal Year 2009-10	Fiscal Year 2010-11	Fiscal Year 2011-12	Percent of Total	Percent Change
Office of the Sheriff	447,489	463,971	553,708	42.0%	19.3%
Recreation & Community Services	288,390	264,486	262,190	19.9%	(0.9%)
Public Libraries	200,935	197,459	197,459	15.0%	0.0%
Tax Collector	59,340	59,340	60,640	4.6%	2.2%
Supervisor of Elections	42,870	76,925	56,294	4.3%	(26.8%)
Central Operations	41,552	41,552	39,004	3.0%	(6.1%)
Fire and Rescue	123,060	104,860	34,964	2.7%	(66.7%)
OTHER					
Public Works	24,355	24,355	27,505	1.9%	12.9%
Environmental and Compliance	11,148	20,393	20,393	1.4%	0.0%
Information Technology	8,300	11,300	11,300	0.9%	0.0%
Finance	9,000	9,000	9,000	0.7%	0.0%
Mayor's Office	7,438	7,438	7,438	0.6%	0.0%
Vacancy Pool	20,400	15,500	6,240	0.5%	(59.7%)
Medical Examiner	6,240	6,240	6,240	0.5%	0.0%
Planning and Development	5,257	5,257	5,257	0.4%	0.0%
General Counsel	4,680	4,680	4,680	0.4%	0.0%
Jacksonville Economic Dev. Commission	4,160	4,160	4,160	0.3%	0.0%
Property Appraiser	4,160	4,160	4,160	0.3%	0.0%
City Council	3,480	3,960	3,481	0.3%	(12.1%)
Jacksonville Housing Finance Authority	2,080	2,080	2,080	0.1%	0.0%
Courts	0	1,250	1,250	0.1%	0.0%
Jacksonville Children's Commission	1,020	1,020	1,020	0.1%	0.0%
TOTAL	1,315,354	1,329,386	1,318,463	100.0%	(0.8%)

CITY OF JACKSONVILLE, FLORIDA

PERSONNEL DISTRIBUTION BY EMPLOYEE TYPE

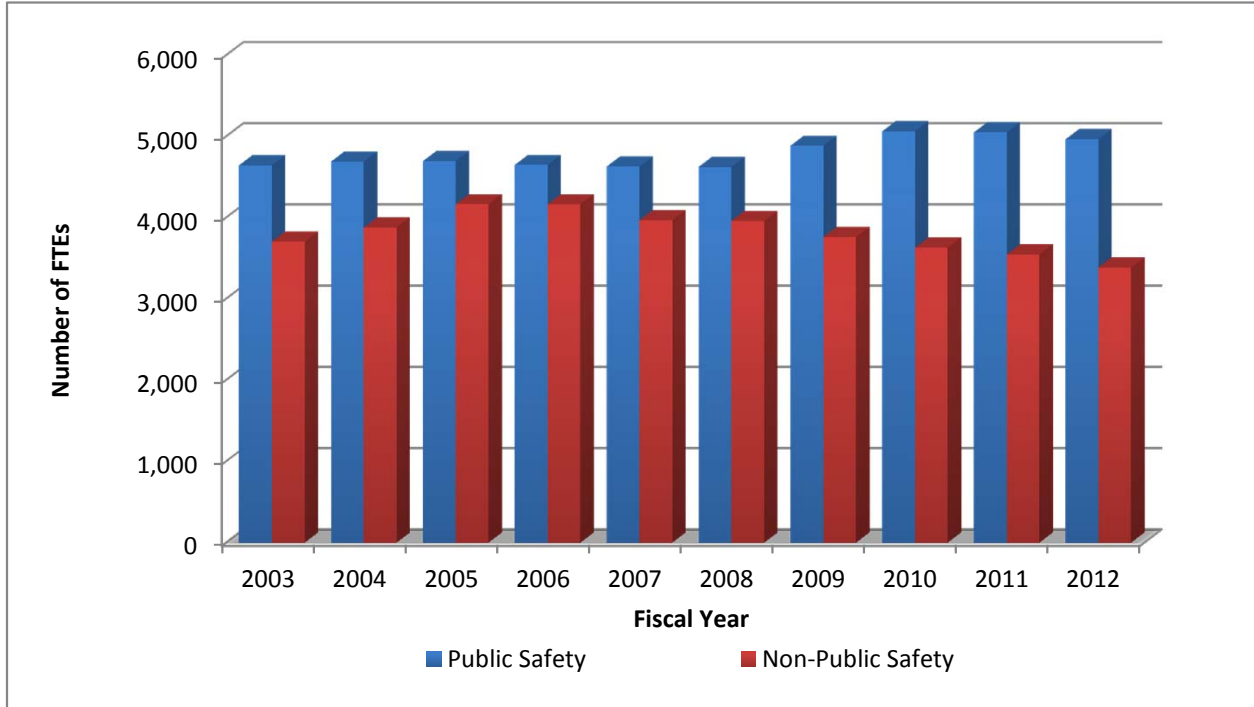


CLASSIFIED POSITIONS

GROUP DESCRIPTION	Fiscal Year 2009-10	Fiscal Year 2010-11	Fiscal Year 2011-12	Percent Of Total	Change
General Employees	2,204	2,149	2,131	27.5%	-18
Police Officers	1,714	1,718	1,647	21.3%	-71
Fire and Rescue	1,255	1,240	1,218	15.8%	-22
Elected & Administrative	1,036	1,028	969	12.6%	-59
Correctional Officers	804	804	803	10.4%	-1
Professional/Technical	630	636	584	7.6%	-52
Supervisory	399	379	362	4.7%	-17
Vacancy Pool	20	5	5	0.1%	0
Total	8,062	7,959	7,719	100%	-240

CITY OF JACKSONVILLE, FLORIDA

PUBLIC SAFETY VERSUS NON-PUBLIC SAFETY STAFFING-ALL FUNDS (Full-Time Equivalents)



TOTAL STAFFING

Fiscal Year	Public Safety	Non-Public Safety	Total Staffing
FY 03	4,646	3,705	8,351
FY 04	4,690	3,878	8,568
FY 05	4,696	4,166	8,862
FY 06	4,650	4,164	8,814
FY 07	4,630	3,969	8,599
FY 08	4,625	3,960	8,585
FY 09	4,886	3,760	8,646
FY 10	5,064	3,630	8,694
FY 11	5,051	3,547	8,598
FY 12	4,966	3,387	8,353

CITY OF JACKSONVILLE, FLORIDA

INTERFUND CONTRIBUTIONS

The following analysis presents interfund contributions which are internal to the City, excluding interfund charges for services.

	TRANSFERS IN	TRANSFERS OUT	NET
GENERAL FUND			
General Fund - GSD	5,453,776	45,538,709	(40,084,933)
Total	5,453,776	45,538,709	(40,084,933)
SPECIAL REVENUE FUNDS			
Air Pollution - EPA	424,266		424,266
Alcohol Rehabilitation Program	249,281		249,281
Beach Erosion - Local	200,000		200,000
Cecil Field Commerce Center	1,622,988		1,622,988
Community Development Block Grant	75,000	127,036	(52,036)
Concurrency Management		118,383	(118,383)
Jacksonville Children's Commission	19,384,287		19,384,287
JIA Area Redevelopment Tax Increment District		3,725,348	(3,725,348)
Kathryn A Hanna Park	238,511		238,511
Northside Tax Increment District	3,322,168	75,000	3,247,168
Recording Fees Technology	1,113,050		1,113,050
Southside Tax Increment District		1,483,009	(1,483,009)
Total	26,629,551	5,528,776	21,100,775
CAPITAL PROJECT FUNDS			
2011 Authorized Capital Projects	6,985,071		6,985,071
General Capital Projects	396,000		396,000
SW Facilities Mitigation Projects		125,000	(125,000)
Grant Capital Improvement Projects		65,000	(65,000)
Total	7,381,071	190,000	7,191,071
ENTERPRISE FUNDS			
Baseball Stadium	634,337		634,337
Convention Center	1,330,901	146,227	1,184,674
Equestrian Center	697,381		697,381
Memorial Arena	146,227	944,742	(798,515)
Municipal Stadium	6,487,033	396,000	6,091,033
Performing Arts Center	623,320		623,320
Huguenot Park	384,496		384,496
Stormwater	1,482,501		1,482,501
Total	11,786,196	1,486,969	10,299,227
INTERNAL SERVICES FUNDS			
Vehicle Replacement	65,000		65,000
Total	65,000	0	65,000
COMPONENT UNITS			
Jacksonville Economic Development Comm.	1,428,860		1,428,860
Total	1,428,860	0	1,428,860
TOTAL BUDGETED FUNDS	52,744,454	52,744,454	0

CITY OF JACKSONVILLE, FLORIDA

ANTICIPATED GRANTS

Each year the City of Jacksonville operates a number of grant programs which are funded by contributions from the Federal and State governments as well as other governments and non-profit and for-profit entities. The City's participation in these programs typically is governed by separate contractual agreements with the specific funding entity.

The grant funds that are anticipated to be received are included as part of the Special Revenue Funds net total on the Comparative Net Consolidated Budget schedule, but because they are appropriated through separate legislation rather than the budget process, these amounts are omitted from the other areas within the Annual Budget. The following schedules are presented in order to provide the reader with an overview of the City's participation in these programs.

The FY 12 anticipated grants are shown in three separate schedules:

- Multi-year Awards or Recurring Grants Requiring No City Match
- Multi-year Awards or Recurring Grants that Require a City Match
- Miscellaneous Provisional Grants

The first two schedules are for grants that have multi-year awards or are recurring in nature. These grants as well as their associated position and part-time hours, are approved by City Council as part of the budget process and can be appropriated by the Mayor without additional Council approval. The third schedule is for miscellaneous provisional grants, which are those grants that are not recurring or multi-year and will require City Council approval if received. It should be noted that the figures shown on these schedules are estimates.

CITY OF JACKSONVILLE, FLORIDA

ANTICIPATED GRANTS MULTI-YEAR AWARDS OR RECURRING GRANTS REQUIRING NO CITY MATCH

City Department/ Division	Grantor	Grant Name	Project Description	Grant Award	In Kind Contribution	Positions	Part-Time Hours
Constitutional Officers\ Court Administration	Department of Health and Human Services SAMHSA Center	Adult Treatment Drug Court	To cover professional services provided by River Region services, Inc. for Adult Drug Court countywide. Expand and enhance substance abuse treatment in 'problem solving' courts. Providing alcohol and drug treatment, recovery services supporting substance abuse treatment, screening assessment, case management and program coordination for the defendants.	\$887,364.00	\$0.00	0	0
Constitutional Officers\ Court Administration	Department of Health and Human Services Substance Abuse and Mental Health Services Administration	Department of Health and Human Services SAMHSA Center	Expand and Enhance substance abuse treatment services in problem solving courts for Adults.	\$900,000.00	\$0.00	0	0
Environmental & Compliance\ Animal Care and Control	Pet Smart Charities	Targeted Spay/Neuter Program	The two year program focuses on reducing shelter admissions and deaths from target zip codes that will essential decrease the number of cats entering into local area shelters. The program will decrease shelter admissions by 24% over 2 yrs and increase surgeries 25.8 per 1,000 residents.	\$199,500.00	\$0.00	0	0
Environmental and Compliance\ Environmental Quality	Department of Homeland Security	Homeland Security Biowatch Program	Sensitive.	\$293,343.00	\$0.00	2	0
Environmental and Compliance\ Environmental Quality	Florida Department of Environmental Protection	Air Pollution Tag Fee	The grant will help local efforts with air pollution control.	\$612,080.00	\$0.00	8	0
Environmental and Compliance\ Environmental Quality	Florida Department of Environmental Protection	Air Pollution Title V - Permits	Funding supports the permitting of the Major Air Pollution Sources in Duval County, to insure compliance with Federal, State and Local Environmental Regulations. This action also supports compliance with the National Ambient Air Quality Standards, thus protecting the health and the welfare of the community.	\$581,631.00	\$0.00	6	0
Environmental and Compliance\ Environmental Quality	Florida Department of Environmental Protection	Ambient Air Monitoring	Air Pollution Control	\$82,139.00	\$0.00	1	0
Environmental and Compliance\ Environmental Quality	Florida Department of Environmental Protection	Asbestos	Provides support for City inspection of asbestos removal projects in order to protect the health and welfare of the community.	\$13,605.00	\$0.00	0	0
Environmental and Compliance\ Environmental Quality	Florida Department of Environmental Protection	Gasoline Storage Tank Cleanup	The grant from the Florida Department of Environmental Protection is to manage the the cleanup of petroleum contaminated sites in Duval County.	\$968,156.00	\$0.00	22	3,120
Environmental and Compliance\ Environmental Quality	Florida Department of Environmental Protection	Storage Tank System Compliance Verification Program	To perform inspections and enforcement of storage tank systems to prevent future spills and resulting public liability.	\$501,474.00	\$0.00	8	2,040
Environmental and Compliance\ Environmental Quality	US Department of Homeland Security	Monitoring Demonstration Study (MDS)	Provide critical air quality data.	\$323,705.00	\$0.00	2	0
Environmental and Compliance\ Environmental Quality	US Environmental Protection Agency	Particulate Matter 103 Grant	The primary objective of this project is to collect quality assured data on ambient air concentrations of fine particulate matter (PM2.5), and its precursors in Duval County, Florida. Data will be utilized for PM2.5 National Ambient Air Quality Standards comparisons; development and tracking of implementation plans; assessments of regional haze; and assistance for health studies and other ambient aerosol research activities.	\$86,621.00	\$0.00	1	0

CITY OF JACKSONVILLE, FLORIDA

ANTICIPATED GRANTS MULTI-YEAR AWARDS OR RECURRING GRANTS REQUIRING NO CITY MATCH

City Department/ Division	Grantor	Grant Name	Project Description	Grant Award	In Kind Contribution	Positions	Part-Time Hours
Environmental and Compliance\ Office of the Director	US Department of Energy	American Recovery and Reinvestment Act Energy Efficiency and Conservation Block Grant (EECBG)	This grant has multiple activities all encompassing energy efficiency. They are as follows: city building energy audits and retrofits, waste reduction, clean transportation, community efficiency incentives, clean energy job training, clean energy distribution demonstration, community sustainability awareness.	\$7,891,500.00	\$0.00	1	2,600
Environmental and Compliance\ Office of the Director	US Department of Energy/ Southeast Energy Efficiency Alliance (SEEA)	American Recovery and Reinvestment Act Energy Efficiency and Conservation Block Grant (EECBG)	The purpose of this federal initiative is to assist commercial and multi-family entities in implementing energy efficiency and conservation strategies by conducting audits, building retrofits, and a Property Assessed Conservation Energy (PACE) district.	\$1,200,000.00	\$0.00	0	0
Fire & Rescue \ Emergency Preparedness	US Department of Homeland Security/ FEMA	Community Emergency Response Team grant (CERT)	To promote volunteer activities that support homeland security and community safety throughout Duval County.	\$7,000.00	\$0.00	0	0
Fire & Rescue \ Emergency Preparedness	US Department of Homeland Security	Emergency Management Preparedness Assistance Grant (EMPA)	Funds created by the Florida Legislature in 1993 to implement necessary improvements in the emergency management programs state-wide.	\$103,000.00	\$103,000.00	2	1,300
Fire & Rescue \ Emergency Preparedness	US Department of Homeland Security	Emergency Management Preparedness Grant (EMPG)	To enable Duval County to better respond to catastrophic events by providing necessary support and training to the County's Emergency Management Office.	\$180,000.00	\$180,000.00	0	0
Fire & Rescue \ Emergency Preparedness	US Department of Homeland Security	Metropolitan Medical Response Systems (MMRS)	MMRS Grant Program assist in preparing Duval County for catastrophic events that require widespread medical response.	\$350,000.00	\$0.00	1	0
Fire & Rescue \ Emergency Preparedness	US Department of Homeland Security	Urban Area Security Initiative (UASI)	To address unique training, planning, equipment, and exercise needs in high-threat, high density urban areas. To enhance and sustain capability to prevent, respond to and recover from threats to acts of terrorism within the northeast Florida region. Equipment will be purchased for JFRD, JSO and Emergency Preparedness. This includes vehicles, mapping systems, portable communications equipment, software, satellite phones, surveillance equipment, etc.	\$6,000,000.00	\$0.00	7	0
Fire & Rescue \ Emergency Preparedness	US Department of Homeland Security/Florida Division of Emergency Management	State Homeland Security Grant (SHSGP)	To Improve the ability of Duval County first responders/receivers to prevent and respond to terrorist attacks using chemical, biological, radiological nuclear or explosive weapons.	\$110,000.00	\$0.00	0	0
Fire & Rescue \ Fire Operations	US Department of Homeland Security	Urban Search and Rescue/HAZMAT	Funding through the Department of Homeland Security to aid in the sustainment of JFRD USAR and HAZMAT teams.	\$290,000.00	\$0.00	0	0
Fire & Rescue \ Rescue	Florida Division of Emergency Management	EMS County Award	To enhance and improved rescue services provided to the citizens of Jacksonville.	\$250,000.00	\$0.00	0	0
Jacksonville Economic Development Commission	US Department of Commerce	Economic Development Assistance: Public Works Projects	To excavate and expand Lake Fretwell (the master storm water retention pond at Cecil Commerce Center) to help attract new businesses and help existing businesses expand. The local permitting agencies will not allow any more development to be permitted on JEDC property, at Cecil, at this time, because of the lack of drainage capacity in Lake Fretwell.	\$1,320,000.00	\$0.00	0	0
Jacksonville Sheriff's Office	Florida Department of Law Enforcement	2010 Edward Byrne Memorial Justice Assistance Grant (JAG)	Provide a public safety analyst to work with Atlantic Beach, Neptune Beach and Jacksonville Beach police departments.	\$71,217.00	\$0.00	1	0
Jacksonville Sheriff's Office	Florida Department of Law Enforcement	Edward Byrne Memorial Justice Assistance Grant (JAG)	Purchase system to enable access to fingerprints, ability to match more prints to crime scenes in less time.	\$106,845.00	\$0.00	0	0

CITY OF JACKSONVILLE, FLORIDA

ANTICIPATED GRANTS MULTI-YEAR AWARDS OR RECURRING GRANTS REQUIRING NO CITY MATCH

City Department/ Division	Grantor	Grant Name	Project Description	Grant Award	In Kind Contribution	Positions	Part-Time Hours
Jacksonville Sheriff's Office	Florida Department of Law Enforcement	Edward Byrne Memorial Justice Assistance Grant (JAG)	Purchase a Work Assist Vehicle capable of reaching highest shelves in property and evidence facility.	\$15,000.00	\$0.00	0	0
Jacksonville Sheriff's Office	Florida Department of Law Enforcement	Recovery Act Edward Byrne Memorial Justice Assistance Grant (JAG)	Provide each inmate with an identification wristband that is bar coded and includes a photo of the inmate, allowing us to immediately identify inmates and their locations within the jail facility.	\$201,501.00	\$0.00	0	0
Jacksonville Sheriff's Office	US Department of Homeland Security	JSO Waterborne Operation Facility	Improved marine response.	\$4,434,400.00	\$0.00	0	0
Jacksonville Sheriff's Office	US Department of Justice	Solving Cold Cases with DNA	To review cold case homicide and sexual assault cases from 1992 - 2001 to determine if there is DNA evidence available; submit the evidence to an accredited DNA lab; continue investigation of the case following suspect ID through prosecution.	\$649,829.00	\$0.00	0	0
Jacksonville Sheriff's Office	US Department of Justice, Community Oriented Policing Services	COPS Technology Program	Improved detection of radiological incidents.	\$750,000.00	\$0.00	0	0
Jacksonville Sheriff's Office	US Department of Justice, Office of Community Oriented Policing Services	2009 COPS Hiring Recovery Program	Hire 50 police officers to perform Community Policing activities for the Jacksonville Sheriff's Office. Project only includes salary and benefits for 36 months.	\$9,212,250.00	\$0.00	50	0
Jacksonville Sheriff's Office	US Department of Justice/ Florida Department of Law Enforcement	Jacksonville Sheriff's Office Training Project	Provide leadership training to all supervisory personnel within JSO.	\$320,732.00	\$0.00	1	0
Jacksonville Sheriff's Office	US Department of Justice/ Florida Department of Law Enforcement	Port Security Grant Program (2009 American Recovery and Reinvestment Act)	Purchase a single mobile x-ray enhancement system. JAX Mobile X-Ray Enhancement System	\$200,000.00	\$0.00	0	0
Mayor's Office	US Department of Education	Fund for the Improvement of Education	The Out of School Suspension (OSS) program (a.k.a. STEPS) provides an alternative for suspended Duval County students to receive academic and behavioral support during their suspension time. The grant will provide for the funding of one salaried social worker, four teachers, and consumable supplies. The goals and objectives are to keep truant youth in the program, and provide counseling and case management services to program participants.	\$332,999.00	\$0.00	0	0
Mayor's Office	US Department of Justice/ Office of Juvenile Justice and Delinquency Prevention	FY 2010 Congressionally Selected Award	The City of Jacksonville will use the FY 2009 award to support the Jacksonville Journey: Take a Step Crime Prevention initiative which seeks to reduce and/or prevent criminal activity amount youth ages 5-18. The project is designed to keep those youth occupied with a structured afterschool program that will foster positive youth development and act as a deterrent from crime in their neighborhoods. We seek to ask for a no cost grant extension for funds that remain at the end of 09/30/2011. We will seek to use excess funding in FY12.	\$1,250,000.00	\$0.00	0	0
Public Works	JEA	Joint Infrastructure Project	Joint Infrastructure Projects	\$1,000,000.00	\$0.00	0	0
Public Works\ Public Buildings	US Housing and Urban Development/ State of Florida Department of Community Affairs	Disaster Recovery Community Development Block Grant (CDBG)	To appropriate the grant award under the 2008 Disaster Recovery Program to the City of Jacksonville received from the State of Florida Department of Community Affairs. Grant funds will be used to repair damages to eighteen (18) projects in Duval County during Tropical Storm Fay, involving drainage improvements, roof repairs/replacement and miscellaneous repairs to facilities.	\$5,127,671.00	\$0.00	1	0

CITY OF JACKSONVILLE, FLORIDA

ANTICIPATED GRANTS MULTI-YEAR AWARDS OR RECURRING GRANTS REQUIRING NO CITY MATCH

City Department/ Division	Grantor	Grant Name	Project Description	Grant Award	In Kind Contribution	Positions	Part-Time Hours
Public Works\ Right of Way & Grounds Maintenance	US Department of Homeland Security/FEMA	Hazard Mitigation Grant Program	As a Hazard Mitigation Grant Program project, the City of Jacksonville, proposes to wind retrofit five (5) buildings by installing accordion shutters on windows; and a garage door braces to withstand wind speed up to 120 miles per hour.	\$504,116.00	\$0.00	0	0
Recreation and Community Services\ Adult Services	Florida Department of Elder Affairs	Senior Companion	Senior Companions touch the lives of adults who need extra assistance to live independently a peer volunteer program that provides services to elders at risk of institutionalization due to chronic illnesses, disabilities or isolation. Senior Companion volunteers provide: companionship and advocacy and respite to caregivers of frail elders.	\$5,000.00	\$0.00	0	0
Recreation and Community Services\ Behavioral and Human Services	US Department of Health and Human Services	HIV Emergency Relief Projects Grant	The City of Jacksonville receives funding from the U.S. Department of Health and Human Services to provide HIV-related health and support services to persons living with HIV/AIDS and residing in the Jacksonville Transitional Grant Area comprising Duval, Clay, Nassau, and St. Johns Counties. These services include outpatient medical care, medications, dental care, home health care, mental health counseling, substance abuse treatment, and case management.	\$5,581,086.00	\$0.00	4	0
Recreation and Community Services\ Behavioral and Human Services	US Department of Justice/Office of Violence Against Women	Arrest Grant	Funding will be used to establish a Domestic Violence Court system for Duval County. The City of Jacksonville is the lead agency, in partnership with JSO, the State Attorney's Office, the Fourth Judicial Circuit Court, and Hubbard House.	\$749,370.00	\$0.00	6.5	1,040
Recreation and Community Services\ Behavioral and Human Services	US Department of Justice/Office of Violence Against Women	Safe Havens Grant - Enhanced Integrated Services	Funding for this project will encourage consistency among the judges in issuing orders for supervised visitation and exchange when domestic violence is present, develop strategies for attorneys to consolidate cases to ensure that issues of domestic violence are heard in the context of the family law case, promote the ability of pro se victims to successfully motion for the consolidation of related cases to ensure that domestic violence is considered in all hearings involving child custody, provide consistent staffing within the courts to ensure streamlined communication, and provide the availability of visitation and exchange services for victims of domestic violence.	\$391,213.00	\$0.00	0	12,064
Recreation and Community Services\ Grants Compliance/Office of the Director	Carnival Foundation	Carnival Foundation Community Initiative Art and Culture Grant	Ritz Theatre will use grant funds to sustain the essential position of the museum assistant/ educator, who assists in the research and development of museum exhibits and implements the delivery of educational field trips and group tours.	\$25,000.00	\$0.00	0	1,560
Recreation and Community Services\ Grants Compliance/Office of the Director	U.S. Department of Justice, Bureau of Justice Assistance	The Edward Byrne Memorial Justice Assistance Grant (JAG) (Federal)	The funds allocated to the City of Jacksonville are distributed among ten Community Programs: Behavioral and Human Services Division, Victim Services Center -- Intimate Violence Enhanced Services Program, Children's Mental Health Coalition -- Mental Health Assessment Program, Communities In Schools -- Student Enrichment Career Development, Court Administration -- Dependency Drug Court, Family Nurturing Center -- Safe Swaps, Gateway Community Services -- Juvenile Assessment Center, Jacksonville Area Legal Aid, Inc. -- Business Opportunities for Ex-Offenders, Northeast Florida Healthy Start Coalition, Inc. -- The Azalea Project, North side Community Involvement -- WIN (Working to Improve Neighborhoods), and the State Attorney -- Community Prosecution Unit. These programs serve the residents of Jacksonville/Duval County in enhancing safety and security, and providing opportunities for adult ex-offenders, victims of crime, prevention and education, drug treatment and enforcement, and community law enforcement.	\$613,641.00	\$0.00	6	3,120

CITY OF JACKSONVILLE, FLORIDA

ANTICIPATED GRANTS MULTI-YEAR AWARDS OR RECURRING GRANTS REQUIRING NO CITY MATCH

City Department/ Division	Grantor	Grant Name	Project Description	Grant Award	In Kind Contribution	Positions	Part-Time Hours
Recreation and Community Services\ Grants Compliance/Office of the Director	US Department of Justice/ Bureau of Justice Assistance	FY 2009 Recovery Act Edward Byrne Memorial Justice Assistance Grant Program Local Solicitation	The American Recovery and Reinvestment Act (ARRA) Justice Assistance Grant (JAG) encompasses a three-fold approach that includes law enforcement, prevention and targeted intervention to reduce crime in Duval County. The City of Jacksonville will allocate the JAG Recovery Act funding amount six community programs previously funded under the Jacksonville Journey: Take A Step program. The funds will be utilized to retain, create positions, and preserve the program services administered by approved providers with an overall goal of achieving 50% reduction in recidivism for the target population by 2012 in Duval County.	\$3,016,863.00	\$0.00	1	0
Recreation and Community Services\ Grants Compliance/Office of the Director	US Department of Labor	Youth Build	The Jacksonville Youth Build Program is funded by the US Department of Labor and is a unique model that works with economically disadvantaged youth (males) ages 16/24 that have a record of criminal activity. The Department of Recreation and Community Services, OJJOBP initiated this program in 1995. Since its inception it has evolved into a highly effective education and leadership development program for the City's hardest to serve youth who are court involved. Over 80% of the Youth Build graduates are multiple felons with the majority of the juveniles having been adjudicated as adults. Our Youth Build Program allows the students to construct or rehabilitate homes for the homeless and low income people in the community. Students prepare for GED's/high school diplomas, vocational school, or college. The curriculum integrates academics with life skills and job readiness activities.	\$1,052,861.00	\$143,656.00	5	0
Recreation and Community Services\ Grants Compliance/Office of the Director	Wells Fargo	Wells Fargo Arts and Culture Grant	Ritz Theatre and Museum will use grant funds to sustain the essential position of the museum assistant/educator, who assists in research and development of exhibits and implements the delivery of educational field trips and group tours.	\$25,000.00	\$0.00	0	0
Recreation and Community Services\ Jacksonville Public Library	Institute of Museum and Library Services	Library as Place: Creating a Community Learning and Information Commons	This information literacy project will provide access to new technologies for Murray Hill service area residents caught between the digital divide and the need to access information critical for obtaining essential services--food, shelter, childcare and jobs.	\$35,827.00	\$0.00	2	0
Recreation and Community Services\ Jacksonville Public Library	National Endowment for the Humanities	Civil War Sesquicentennial National Traveling Exhibition Lincoln: The Constitution and the Civil War	In observance of the 150th anniversary of the Civil War, Jacksonville Public Library will host the national traveling LCCW exhibition for six-weeks in spring 2012 (first choice date). The exhibit, offered free to the public, will engage children, teens, and adults in the historical significance of President Lincoln and the impact of the Civil War on the U.S. and Jacksonville in particular.	\$750.00	\$50,000.00	0	0
Recreation and Community Services\ Military Affairs, Veterans, & Disabled Services	US Department of Defense/ US Navy	Wastewater Reuse System construction NAS Jacksonville	The St. John Water Management District is negotiating with NAS Jacksonville on funding the construction of a wastewater reuse system for the base. The Navy cannot receive state funding for construction projects so COJ Military Affairs would receive the grant and act as fiscal agent.	\$1,000,000.00	\$0.00	0	1,560
Recreation and Community Services\ Military Affairs, Veterans, & Disabled Services	US Department of Homeland Security	Defense Infrastructure Grant	Grant will support Navy efforts to acquire development easements around Outlying Field Whitehouse. This is an on-going effort to prevent encroachment in the noise/crash zones of OLF Whitehouse.	\$200,000.00	\$0.00	0	0
Recreation and Community Services\ Military Affairs, Veterans, & Disabled Services	US Department of Homeland Security	Defense Reinvestment GRANT	This grant supports the federal advocacy team that represents COJ on military issues.	\$125,000.00	\$41,667.00	0	0
TOTAL OF MULTI-YEAR AWARDS OR RECURRING GRANTS REQUIRING NO CITY MATCH (B1a):				\$60,149,289	\$518,323	138.5	28,404

CITY OF JACKSONVILLE, FLORIDA

ANTICIPATED GRANTS MULTI-YEAR AWARDS OR RECURRING GRANTS THAT REQUIRE A CITY MATCH

City Department/Division	Grantor	Grant Name	Project Description	Grant Award	Match Requested	Overmatch Requested	In Kind Contribution	Positions	Part-Time Hours
Environmental and Compliance\ Environmental Quality	US Environmental Protection Agency	EPA 105 Grant	Air Pollution Control - This is a continuation grant with the application to be submitted in June/July 2011. The grant amount requested was provided by EPA staff.	\$529,408.00	\$1.00	\$0.00	\$0.00	14	0
Environmental and Compliance\ Environmental Quality	Florida Department of Environmental Protection	Gasoline Storage Tank Inspection	The grant from the Florida Department of Environmental Protection is to inspect the petroleum contaminated sites in Duval County.	\$360,393.60	\$1.00	\$0.00	\$0.00	8	3120
Environmental and Compliance\ Mosquito Control	Florida Department of Agriculture and Consumer Services	Mosquito Control State 1 Matching Funds	Local mosquito program to provide public health pest control. Subject to elimination due to state budget cuts.	\$35,000.00	\$35,000.00	\$0.00	\$0.00	0	2,080
Fire & Rescue \ Emergency Preparedness	US Department of Homeland Security	Hazard Analysis Agreement	To update the hazards for all facilities which have reported to the State Emergency Response Commission the presence of those specific Extremely Hazardous Substances designated by the U.S. Environmental Protection Agency in quantities at or above the Threshold Planning Quantity. Match/Overmatch needed to support cost of 1 FTE for the Hazard Analysis Grant Program requirements and compliance.	\$23,500.00	\$23,500.00	\$21,000.00	\$0.00	1	0
Fire & Rescue \ Emergency Preparedness	US Department of Homeland Security	Citizen Corps Program (CCP)	To promote volunteer activities that support homeland security and community safety throughout Duval County.	\$7,000.00	\$0.00	\$3,000.00	\$0.00	1	0
Recreation and Community Services\ Adult Services	Corporation for National and Community Service	Foster Grandparent Program	Foster Grandparents are individuals age 60 and over who thrive on direct interaction with children and believe they can make a difference in their lives. Income-eligible Foster Grandparents receive a modest stipend to help offset the costs of volunteering. They devote their volunteer service entirely to disadvantaged or disabled children tutoring those with low literacy skills.	\$371,557.00	\$81,046.00	\$0.00	\$22,884.00	4	1,300
Recreation and Community Services\ Adult Services	Corporation for National and Community Service Senior Corps RETIRED SR. VOLUNTEER PROGRAM (RSVP)	Senior Corps Retired Senior Volunteer Program	RSVP is America's largest volunteer network for people age 55 and over. Volunteers provide service opportunities for those who want to make a difference in their communities while maintaining the flexibility to decide who and how frequently they serve. RSVP Tale tellers read to pre-k and Kindergarten children to support children literacy skills.	\$86,311.00	\$133,000.00	\$0.00	\$0.00	3	1,300
Recreation and Community Services\ Adult Services	Department of Elder Affairs	RELIEF	A state-funded program that provides in-home respite for homebound elders. Respite services allow the caregiver to leave the premises of homebound elders for a brief period of time.	\$82,300.00	\$15,500.00	\$0.00	\$0.00	1	0
Recreation and Community Services\ Adult Services	US Department of Health & Human Services	Older Americans Act (OAA) Title III B & C1 Nutrition Services Incentive Program (NSIP)	Provides activities and programs that promote healthy living for citizens of Duval County 60 years of age and over. Grantor requires match funds. Additional funds needed as local match to support the 56 program staff for 19 Centers; 27 Transportation buses for services, and other operating cost within the program. This local match is budgeted in the Mayor's FY 12 budget, in the Adult Services Division: RCAH011JSSP totaling \$2,528,033.00.	\$1,235,255.00	\$123,526.00	\$2,822,445.00	\$0.00	56	5,200

CITY OF JACKSONVILLE, FLORIDA

ANTICIPATED GRANTS MULTI-YEAR AWARDS OR RECURRING GRANTS THAT REQUIRE A CITY MATCH

City Department/Division	Grantor	Grant Name	Project Description	Grant Award	Match Requested	Overmatch Requested	In Kind Contribution	Positions	Part-Time Hours
Recreation and Community Services\ Behavioral and Human Services	US Department of Justice/Office of the Violence Against Women/Office of the Attorney General, State of Florida	Victims of Crime Act (VOCA) Grant	The Three Victim Services Advocates supported by this grant inform crime victims about the Victim Compensation application process, including wage loss, loss of support, disability, treatment expense, mental health, property loss reimbursement, and burial assistance. \$5,288.00 in funding from the Reserve for Federal Programs account is requested to cover the difference between anticipated State VOCA Funding for the program and the projected actual program cost. The overmatch is needed to provide for the increase in personnel fringe benefits for three Victim Advocate positions.	\$146,326.00	\$32,864.00	\$5,288.00	\$32,864.00	3	0
Recreation and Community Services\ Jacksonville Public Library	Institute of Museum and Library Services	Library Services and Technology Act (LSTA) Grant VASE	Expanding Horizons provides solutions to a local adult literacy crisis and continues to increase learning opportunities for adults with limited reading and functioning skills. Delivery of these services include four components--distance learning, technology, outreach, and volunteer recruitment and training.	\$87,140.00	\$29,241.00	\$0.00	\$0.00	2	686
Recreation and Community Services\ Military Affairs, Veterans, & Disabled Services	US Department of Labor	Jacksonville Urban Homeless Veterans Reintegration Program	To provide a continuum of care for 120 homeless Veterans. Services will include: case management, job counseling, job placement, career training/vouchers, social services support and transitional housing.	\$300,000.00	\$30,000.00	\$0.00	0	3	0
Recreation and Community Services\ Office of the Director	Florida Inland Navigation District	FIND (Trout River Bridge South)	This project will renovate the construction of the bridge including the construction of parking, a walkway bridge, renovation of the surface of the bridge and railing and safety barriers at the Trout River Bridge.	\$410,000.00	\$410,000.00	\$0.00	0	0	0
Recreation and Community Services\ Office of the Director	Florida Inland Navigation District	FIND (Ortega River Mooring Field & Channel Markers)	This project will consist of the design permit, and construction for waterway channel markers for the Ortega River between the Grand Ave. Bridge and the confluence of the Cedar River and the Ortega River; approx. 8000 feet.	\$100,000.00	\$100,000.00	\$0.00	0	0	0
TOTAL MULTI-YEAR AWARDS OR RECURRING GRANTS REQUIRING A CITY MATCH (B1b)				\$3,774,191	\$1,013,679	\$2,851,733	\$55,748	96	13,686

CITY OF JACKSONVILLE, FLORIDA

ANTICIPATED GRANTS MISCELLANEOUS PROVISIONAL GRANTS

City Department/ Division	Grantor	Grant Name	Project Description	Grant Award	Match Requested	Overmatch Requested	In Kind Contribution	Positions	Part-Time Hours
Constitutional Officers\ Supervisor of Elections	Florida Elections Activities	FY 2010-11 Federal Elections Activities Funds	Mailing or publishing sample ballots which must include additional information on voting procedures, voting rights or voting technology.	\$20,000.00	\$0.00	\$24,639.00	\$0.00	0	0
Fire & Rescue \ Fire Operations	US Department of Homeland Security	AFG	Generators for stations	\$200,000.00	\$50,000.00	\$0.00	\$0.00	0	0
Fire & Rescue \ Emergency Preparedness	US Department of Homeland Security/Florida Division of Emergency Management	Flood Mitigation (FMA) - 6768 Bakersfield Dr.	Mitigation grants to reduce or eliminate flooding to homeowners' properties in Duval County. Grants are filed on behalf of certain homeowners' by the Emergency Preparedness Division to reduce or eliminate flooding of their properties.	\$257,043.00	\$0.00	\$0.00	\$0.00	0	0
Fire & Rescue \ Emergency Preparedness	US Department of Homeland Security/Florida Division of Emergency Management	Severe Repetitive Loss - 6850 Bakersfield Dr.	Mitigation grants to reduce or eliminate flooding to homeowners' properties in Duval County. Grants are filed on behalf of certain homeowners' by the Emergency Preparedness Division to reduce or eliminate flooding of their properties.	\$277,275.00	\$0.00	\$0.00	\$0.00	0	0
Fire & Rescue \ Emergency Preparedness	US Department of Homeland Security/Florida Division of Emergency Management	Severe Repetitive Loss - 5138 Martha Ann Dr.	Mitigation grants to reduce or eliminate flooding to homeowners' properties in Duval County. Grants are filed on behalf of certain homeowners' by the Emergency Preparedness Division to reduce or eliminate flooding of their properties.	\$474,667.00	\$0.00	\$0.00	\$0.00	0	0
Fire & Rescue \ Emergency Preparedness	US Department of Homeland Security/Florida Division of Emergency Management	Severe Repetitive Loss - 5180 Martha Ann Dr.	Mitigation grants to reduce or eliminate flooding to homeowners' properties in Duval County. Grants are filed on behalf of certain homeowners' by the Emergency Preparedness Division to reduce or eliminate flooding of their properties.	\$671,489.00	\$0.00	\$0.00	\$0.00	1	0
Fire & Rescue \ Emergency Preparedness	US Department of Homeland Security/Florida Division of Emergency Management	Severe Repetitive Loss - 10131 Paxton Road	Mitigation grants to reduce or eliminate flooding to homeowners' properties in Duval County. Grants are filed on behalf of certain homeowners' by the Emergency Preparedness Division to reduce or eliminate flooding of their properties.	\$215,797.00	\$0.00	\$0.00	\$0.00	0	0
Fire & Rescue \ Emergency Preparedness	US Department of Homeland Security/Florida Division of Emergency Management	Severe Repetitive Loss - 1873 Powell Place	Mitigation grants to reduce or eliminate flooding to homeowners' properties in Duval County. Grants are filed on behalf of certain homeowners' by the Emergency Preparedness Division to reduce or eliminate flooding of their properties.	\$503,671.25	\$0.00	\$0.00	\$0.00	0	0
Fire & Rescue \ Emergency Preparedness	US Department of Homeland Security/Florida Division of Emergency Management	Flood Mitigation (FMA) - 3915 San Jose Blvd	Mitigation grants to reduce or eliminate flooding to homeowners' properties in Duval County. Grants are filed on behalf of certain homeowners' by the Emergency Preparedness Division to reduce or eliminate flooding of their properties.	\$338,782.00	\$0.00	\$0.00	\$0.00	0	0

CITY OF JACKSONVILLE, FLORIDA

ANTICIPATED GRANTS MISCELLANEOUS PROVISIONAL GRANTS

City Department/ Division	Grantor	Grant Name	Project Description	Grant Award	Match Requested	Overmatch Requested	In Kind Contribution	Positions	Part-Time Hours
Recreation and Community Services\ Recreation and Community Programming	National Endowment for the Humanities	Museum Collections Care and Management	The Ritz Theatre and Museum is seeking funding to hire a collections conservation professional to train museum staff and guide the development and implementation of a plan for ongoing environmental monitoring, conservation of artifacts and care of exhibit collections.	\$113,937.00	\$45,961.00	\$0.00	\$45,961.00	2	1,650
Recreation and Community Services\ Grants Compliance\ Office of the Director	Florida Department of Environmental Protection	William F. Sheffield Park 1A	The current park property is an undeveloped parcel with no buildings located in the City of Jacksonville, Duval County. The park named as William F. Sheffield Park, is located in the north side location of the City of Jacksonville, it is the only Regional Park in the planning district. The site has two large man made lakes on the site, and has plenty of open space for development. The grant application is for Phase IA, which will include one soccer field, three basketball courts, Skate Park, parking, restroom/attendant building and the infrastructure for these facilities. There is a great need for these proposed amenities as there are not any other locations for active recreation for soccer and basketball. The additional amenity of the skate park is highly anticipated, this development would be the third skate park developed in the City of Jacksonville and the only one in this planning district.	\$400,000.00	\$200,000.00	\$0.00	\$0.00	0	0
Recreation and Community Services\ Grants Compliance\ Office of the Director	Florida Department of Environmental Protection	William F. Sheffield Park 1B	The current park property is an undeveloped parcel with no buildings located in the City of Jacksonville, Duval County. The park named as William F. Sheffield Park, is located in the north side location of the City of Jacksonville, it is the only Regional Park in the planning district. The site has two large man made lakes on the site, and has plenty of open space for development. The grant application is for Phase IB, which will include canoe launch, fishing pier, one soccer field, three football fields, picnic facilities, parking, restroom/concession/storage building and the infrastructure for these facilities. There is a great need for these proposed amenities as there are not any other locations for active recreation for soccer and football in this planning district.	\$400,000.00	\$200,000.00	\$0.00	\$0.00	0	0
Recreation and Community Services\ Grants Compliance\ Office of the Director	Florida Department of Environmental Protection	Ringhaver Park	The existing park needs renovations to the existing four (4) soft ball fields and to the existing aging (25+ years old) central building. Renovating the soft ball fields with a the renovations for a new building, which would include ground floor restrooms, concession, storage and electrical rooms with a second story consisting of the press box/scorekeepers room, is the request for this grant. There are no known natural or historical resources and or impacts to a preservation or conservation area. The limits of construction would be to the existing site.	\$400,000.00	\$200,000.00	\$0.00	\$0.00	0	0
Recreation and Community Services\ Grants Compliance\ Office of the Director	Florida Department of Environmental Protection	Jefferson Street Park - Julius Guinyard Park and Pool Renovation	Restoration of playground, fields, support facilities, basketball court, ada access, restroom, pool.	\$400,000.00	\$200,000.00	\$0.00	\$0.00	0	0
Recreation and Community Services\ Grants Compliance\ Office of the Director	Florida Department of Environmental Protection	William F Sheffield Regional Park Phase I	FRDAP is a competitive grant program that provides financial assistance to local governments for development or acquisition of land for public outdoor recreational purposes. The goal of this project is to open a Regional Park for the benefit of the north side residents. The construction of Phase One is intended to include the full infrastructure to the park including roadway improvements, and to have 2 full size Soccer fields (may be used as multi-purpose Fields), a fishing pier and kayak launch, restroom facilities, skate park and basketball courts.	\$400,000.00	\$200,000.00	\$200,000.00	\$0.00	0	0
TOTAL MISCELLANEOUS PROVISIONAL GRANTS (B1c):				\$5,072,661	\$1,095,961	\$224,639	\$45,961	3	1,650

CITY OF JACKSONVILLE, FLORIDA

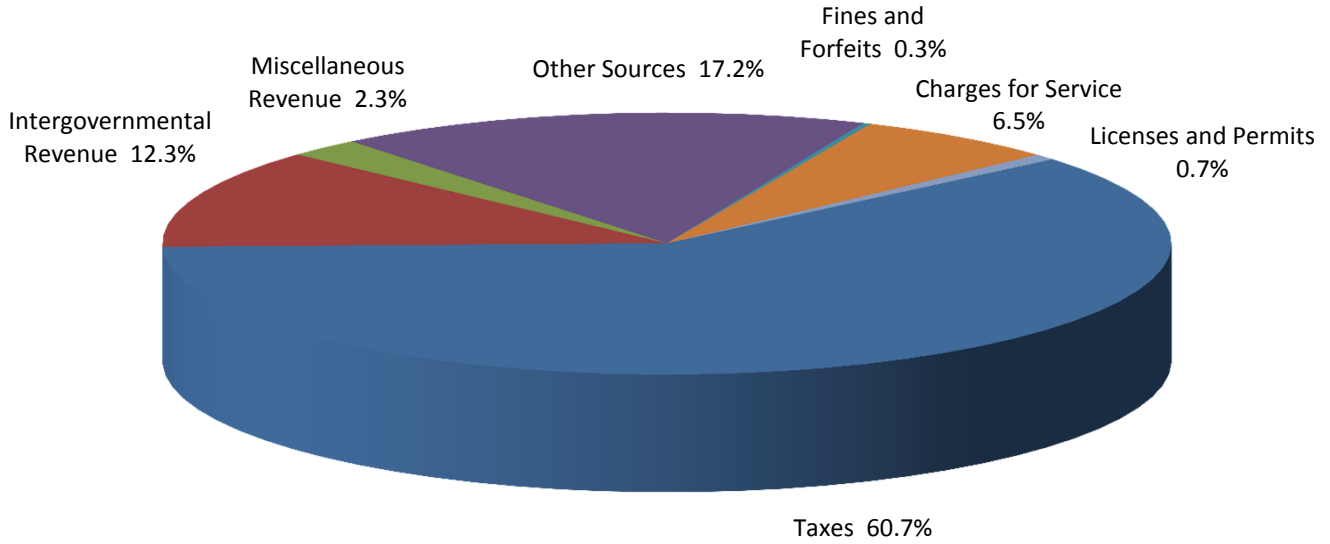
GENERAL FUND Summary of Subfunds

S/F	Description	Personnel Expenses	Operating Expenses	Capital Outlay	Debt Service	Grants and Aids	Other Uses	FY 12 Budgeted
011	General Fund-GSD	521,730,630	201,979,800	6,110,920	106,534,347	35,040,853	86,530,572	957,927,122
012	Mosquito Control	21,978	248,027	19,003				289,008
015	Property Appraiser	7,278,125	1,553,612	1				8,831,738
016	Clerk of the Court	1,420,220	1,092,675	1			929,991	3,442,887
017	Tax Collector	11,332,213	3,265,988	3				14,598,204
018	Emergency Reserve						47,571,751	47,571,751
019	Public Safety Initiative	583,699	514,757	1		8,490,405		9,588,862
	Total General Fund	542,366,865	208,654,859	6,129,929	106,534,347	43,531,258	135,032,314	1,042,249,572

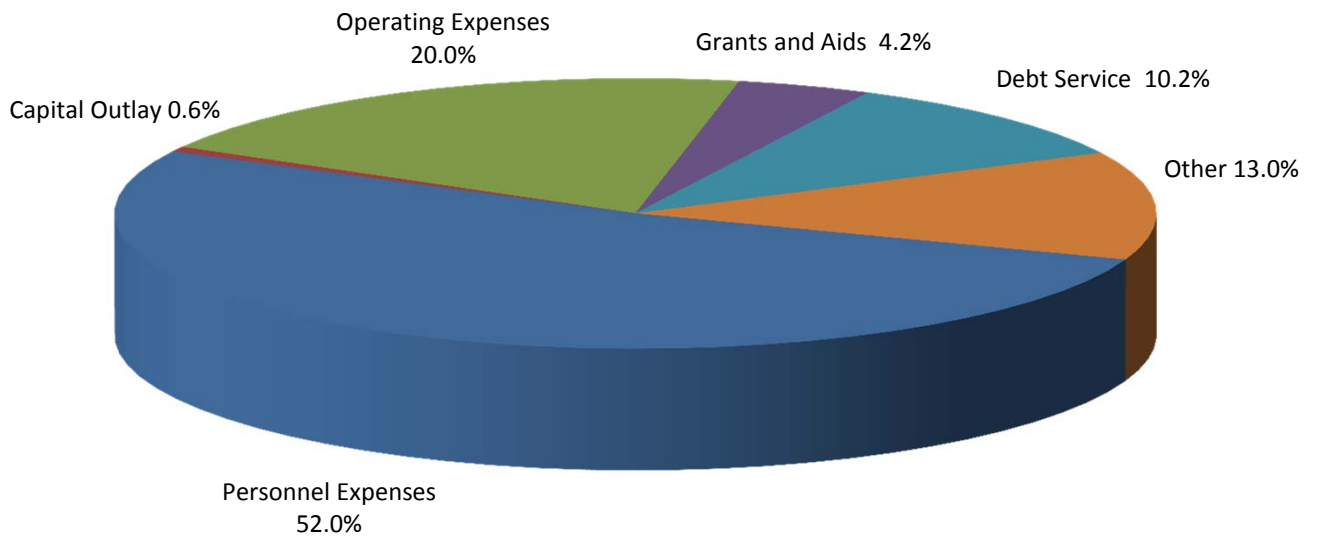
CITY OF JACKSONVILLE, FLORIDA

GENERAL FUND

REVENUE SOURCES



EXPENDITURES BY CATEGORY



CITY OF JACKSONVILLE, FLORIDA

GENERAL FUND - GENERAL SERVICE DISTRICT
SUBFUND -- 011

SCHEDULE OF REVENUES

	FY 10 ACTUAL	FY 11 BUDGET	FY 12 APPROVED
NON-DEPARTMENTAL REVENUES			
AD VALOREM TAXES	497,699,989	506,689,525	473,405,615
DISTRIBUTIONS TO TAX INCREMENT DISTRICTS	-21,168,255	-21,156,253	-18,600,066
NET AD VALOREM TAXES	476,531,734	485,533,272	454,805,549
SALES AND USE TAXES	1,057,830	1,138,500	1,097,022
FRANCHISE FEES	39,842,249	43,924,385	44,227,187
UTILITY SERVICE TAXES	126,878,390	133,171,627	132,453,917
BUSINESS TAXES	8,052,071	7,775,760	7,634,660
FEDERAL PAYMENTS IN LIEU OF TAXES	23,685	25,000	24,000
STATE SHARED REVENUES	118,716,464	123,857,232	127,721,006
CONTRIBUTIONS FROM OTHER LOCAL UNITS	99,187,528	101,687,538	104,187,538
GENERAL GOVERNMENT	5		
PHYSICAL ENVIRONMENT	87,002		
OTHER CHARGES FOR SERVICES	19,027,293	18,818,729	18,342,333
VIOLATIONS OF LOCAL ORDINANCES	6,457	24,801	3,000
OTHER FINES AND/OR FORFEITS	1,405,800	1,660,535	1,387,118
INTEREST, INCL PROFITS ON INVESTMENTS	10,349,456	7,940,834	6,810,696
RENTS AND ROYALTIES	869,812	680,235	659,210
DISPOSITION OF FIXED ASSETS	15,129	40,000	50,000
OTHER MISCELLANEOUS REVENUE	5,278,333	5,278,729	5,227,594
CONTRIBUTIONS FROM OTHER FUNDS	19,957,741	4,937,689	5,453,776
NON OPERATING SOURCES	311,658		
TOTAL NON-DEPARTMENTAL REVENUES	927,598,639	936,494,866	910,084,606
DEPARTMENTAL REVENUES			
ADVISORY BOARDS	103,741	299,651	107,081
CENTRAL OPERATIONS	77,153	168,409	71,896
CITY COUNCIL	178,738	428,855	347,767
COURTS	8,314		297
ENVIRONMENTAL & COMPLIANCE	815,378	1,320,637	1,327,009
FINANCE	63,120	58,257	58,920
FIRE AND RESCUE	23,963,438	21,276,449	21,785,424
HUMAN RIGHTS COMMISSION	95,963	109,550	113,800
MAYOR'S OFFICE	10,522		
MEDICAL EXAMINER	1,109,023	1,122,707	1,256,720
OFFICE OF THE SHERIFF	17,071,397	14,894,118	8,572,832
PLANNING AND DEVELOPMENT	785,531	1,328,524	1,064,990
PUBLIC LIBRARIES	1,612,542	1,553,325	1,603,000
PUBLIC WORKS	8,655,528	9,644,323	9,903,483
RECREATION & COMMUNITY SERVICES	1,229,650	1,656,167	1,618,297
SUPERVISOR OF ELECTIONS	23,698	10,000	11,000
TOTAL DEPARTMENTAL REVENUES	55,803,737	53,870,972	47,842,516
TOTAL GENERAL FUND - GSD REVENUES	983,402,375	990,365,838	957,927,122

CITY OF JACKSONVILLE, FLORIDA

GENERAL FUND - GENERAL SERVICES DISTRICT
SUBFUND -- 011

VARIOUS REVENUE DETAIL

INTERFUND TRANSERS IN (CONTRIBUTIONS FROM OTHER FUNDS)	FY 10 ACTUAL	FY 11 BUDGET	FY 12 APPROVED
TRANSFER FR EMERGENCY CONTIG TO GF-GSD	3,210,274		
TRANSFER FR CONCUR MGMT SYS TO GF-GSD	343,281	176,816	118,383
TRF TO 011 GENFD GSD FR SF127	286,473		
TRANSFER FR ENVIRON PROTECTNTO GF-GSD	125,000	25,000	
TRANSFER FR SOUTHSIDE TID TO GF-GSD	790,947	532,209	1,483,009
TRANSFER FR JIA REDV TID TO GF-GSD	5,185,240	4,064,064	3,725,348
TRANSFER FR COMMUNITY DEV TO GF-GSD	139,600	139,600	127,036
TRF TO 011 GENFD GSD FR METRO PK MAINT	985		
TRF TO 011 GENFD FR 1F7 SHERIFF'S GRANTS	33,503		
TRANSFER FR CODE ENF/REV FD 1L2	1,555,721		
TRF TO 011 GENFD GSD FR 331 GRANT IMP'MT	332,863		
TRF TO 011 GENFD GSD FR OFFC OF GEN COUN	921,790		
TRANSFER FR SELF INSURANCE TO GF-GSD	7,032,064		
TOTAL INTERFUND TRANSERS IN	19,957,741	4,937,689	5,453,776
	FY 10 ACTUAL	FY 11 BUDGET	FY 12 APPROVED
CONTRIBUTIONS FROM OTHER LOCAL UNITS			
JEA - CONTRIBUTIONS TO/FROM			
CONTRIBUTIONS FROM COMPONENT UNIT	79,007,252	81,921,684	83,037,710
CONTRIBUTION FROM JEA/WATER&SEWER	20,180,276	19,765,854	21,149,828
TOTAL CONTRIBUTIONS FROM OTHER LOCAL UNITS	99,187,528	101,687,538	104,187,538
	FY 10 ACTUAL	FY 11 BUDGET	FY 12 APPROVED
STATE SHARED REVENUE DETAIL			
1/2 CENT SALES TAX (FS 202.18 2C)	67,641,900	72,728,053	74,305,912
ALCOHOLIC BEVERAGE LICENSE (FS 561.342)	610,026	615,000	658,489
GASOLINE TAXES 7TH CENT	3,709,876	3,741,717	3,780,594
INSURANCE AGENTS LICENSES (FS 624.501)	179,375	200,000	180,000
MOBILE HOME LICENSES (FS 320.08)	287,472	300,000	265,000
MOTOR FUEL USE TAX - COUNTY	28,949	29,585	26,809
MUNICIPAL FUEL TAX REFUND (FS 206.41 4)	240,673	228,562	225,009
REV SHARED-1/17 CIGARETTE TAX	430,740	421,035	424,784
REV SHARED-8TH CENT GAS TAX	6,428,168	5,738,720	6,556,488
REV SHARED-COUNTY SALES	16,072,287	17,152,814	17,423,341
REV SHARED-MUNICIPAL SALES	15,723,947	15,297,051	16,723,095
SPECIAL FUEL & MOTOR FUEL USE TAX	8,501	2,150	7,197
ST SHARED-POPULATION(\$6.24) FS218.23(2)	5,643,506	5,671,724	5,389,401
SURPLUS GAS TAX (FS 206.41 1A)	1,711,045	1,730,821	1,754,887
TOTAL STATE SHARED REVENUE	118,716,464	123,857,232	127,721,006

CITY OF JACKSONVILLE, FLORIDA

GENERAL FUND - GENERAL SERVICE DISTRICT
SUBFUND -- 011

SCHEDULE OF EXPENDITURES

	FY 10 ACTUAL	FY 11 BUDGET	FY 12 APPROVED
DEPARTMENTAL EXPENSES			
ADVISORY BOARDS	455,371	404,068	419,354
CENTRAL OPERATIONS	19,601,812	20,265,271	16,692,747
CITY COUNCIL	8,682,848	8,883,614	7,998,083
COURTS	1,290,153	852,580	884,121
ENVIRONMENTAL & COMPLIANCE	18,829,904	17,932,245	16,483,388
FINANCE	8,368,967	6,921,766	6,274,735
FIRE AND RESCUE	163,997,233	163,801,008	160,842,607
GENERAL COUNSEL	720,003	308,651	370,017
HOUSING			260,763
HUMAN RIGHTS COMMISSION	1,230,630	982,048	901,518
MAYOR'S OFFICE	2,084,643	2,946,609	2,082,207
MEDICAL EXAMINER	2,850,106	2,839,653	2,676,172
OFFICE OF THE SHERIFF	349,349,999	350,387,721	345,894,759
PLANNING AND DEVELOPMENT	7,901,738	7,473,512	6,347,875
PUBLIC DEFENDER	944,146	936,989	1,013,642
PUBLIC HEALTH	281,497	769,049	957,789
PUBLIC LIBRARIES	41,335,723	39,602,759	38,213,875
PUBLIC WORKS	79,018,792	79,769,323	81,472,297
RECREATION & COMMUNITY SERVICES	47,718,673	49,765,389	30,578,390
STATE ATTORNEY	358,522	188,343	179,012
SUPERVISOR OF ELECTIONS	5,994,862	9,493,916	7,157,820
TOTAL DEPARTMENTAL EXPENSES	761,015,621	764,524,514	727,701,171
NON-DEPARTMENTAL EXPENSES			
CITYWIDE ACTIVITIES	48,304,428	50,182,428	76,959,537
CITYWIDE ACTIVITIES - COUNCIL	314,271	323,275	310,217
CONTINGENCIES		12,053,552	1,232,114
DEBT FEES - BOND RELATED	2,636,378	330,000	292,612
DEBT SERVICE TRANSFERS - FISCAL AGENT		1,017,158	517,236
DEBT SERVICE TRANSFERS - INTEREST	28,144,955	37,530,735	37,052,798
DEBT SERVICE TRANSFERS - PRINCIPAL	31,493,943	38,994,790	39,190,181
INTER-LOCAL AGREEMENTS	2,788,605	2,745,904	2,164,264
SUBFUND LEVEL ACTIVITIES	19,043,523	15,144,411	6,144,966
TRANSFER OUT TO OTHER FUNDS	86,089,186	67,519,071	66,362,026
TOTAL NON-DEPARTMENTAL EXPENSES	218,815,289	225,841,324	230,225,951
TOTAL GENERAL FUND - GSD EXPENDITURES	979,831,045	990,365,838	957,927,122

CITY OF JACKSONVILLE, FLORIDA

GENERAL FUND - GENERAL SERVICES DISTRICT

SUBFUND -- 011

SCHEDULE OF NON-DEPARTMENTAL EXPENDITURES

	FY 10 ACTUAL	FY 11 BUDGET	FY 12 APPROVED
CITYWIDE ACTIVITIES			
MEDICAID INPATIENT HOSPITAL CARE			11,164,250
SMG - GATOR BOWL GAME	50,000	300,000	370,000
CITYWIDE INTERNAL SVC ALLOCATION	153,647	10,000	18,386
ECONOMIC GRANT PROGRAM			2,919,700
QUALIFIED TARGET INDUSTRIES			572,729
JUVENILE JUSTICE	6,248,619	6,673,853	3,946,128
CITYWIDE BANKING FUND ALLOCATIONS	39,876		
FLORIDA/GEORGIA GAME COSTS		400,000	309,000
LOBBYIST FEES	679,962	291,612	227,862
WATER SEWER EXPANSION AUTHORITY	335,606	334,672	52,057
MEDICAID NURSING HOME CARE			1,441,647
TRANSITIONAL GOVERNMENT-MAYORAL		75,000	
OPERATIONAL STUDIES	151,525		
PUBLIC SERVICE GRANTS			2,327,217
PSG - CULTURAL COUNCIL			2,850,000
ANTICIPATED SAVINGS FROM REORGANIZATION			
ZOO CONTRACT			1,282,500
LICENSE AGREEMENTS AND FEES		6,631	17,265
415 LIMIT PENSION COST	1,473	4,504	38,815
FLORIDA/GEORGIA GAME BLEACHERS		269,379	269,379
METRO PLANNING ORGASSESSMENT	226,243	225,130	216,066
NORTH FLORIDA REGIONAL COUNCIL	368,015	368,015	368,015
BUSINESS IMPRV DISTRICT-DOWNTOWN VISION	229,747	229,747	311,660
BANKING FUND DEBT REPAYMENT - ZOO	653,827		
MUNICIPAL DUES & AFFILIATION	188,856	388,681	388,622
REFUND - TAXES OVERPD/ERROR/CONTROVERSY	5,492	13,500	5,500
FILING FEE LOCAL ORD-PUBLIC DEFENDER	8,436	30,000	30,000
SHANDS JAX MEDICAL CENTER CONTRIBUTION	23,775,594	23,775,594	23,775,594
BJP 20% GAS TAX CONTRIB TO FISCAL AGENT	1,713,715	1,730,821	1,754,887
CIP DEBT REPAYMENT TO BANKING FUND	12,317,307	14,633,021	21,804,805
ANNUAL INDEPENDENT AUDIT	384,100	315,000	315,000
ECONOMIC DEVELOPMENT			
TAX DEED PURCHASES	691,319	25,600	100,000
SUBSIDIZED PENSION FUNDS	29,068	29,668	30,453
FILING FEE LOCAL ORD-STATE ATTORNEY	52,000	52,000	52,000
TOTAL CITYWIDE ACTIVITIES	48,304,428	50,182,428	76,959,537
CITYWIDE ACTIVITIES - COUNCIL			
F.R.S.S. TIME BUYBACK	314,271	323,275	310,217
TOTAL CITYWIDE ACTIVITIES - COUNCIL	314,271	323,275	310,217

CITY OF JACKSONVILLE, FLORIDA

GENERAL FUND - GENERAL SERVICES DISTRICT
SUBFUND -- 011

SCHEDULE OF NON-DEPARTMENTAL EXPENDITURES

	FY 10 ACTUAL	FY 11 BUDGET	FY 12 APPROVED
CONTINGENCIES			
SP COUNCIL CONTINGENCY-BUDGET			12,500
SP COUNCIL CONTINGENCY-SUPV OF ELECTIONS		216,807	278,104
EXECUTIVE OP CONTINGENCY - COUNCIL		125,000	125,000
FEDERAL PROGRAMS CONTINGENCY		704,648	266,350
FEDERAL MATCHING GRANTS (B1-B)		1,184,122	424,441
EXECUTIVE OP CONTINGENCY - MAYOR		125,000	125,000
EXECUTIVE OP CONTINGENCY - JOINT		250,000	719
BUDGET STABILIZATION CONTINGENCY		9,447,975	
TOTAL CONTINGENCIES		12,053,552	1,232,114
DEBT FEES - BOND RELATED			
FISCAL AGENT FEES GF-GSD	2,636,378	330,000	292,612
TOTAL DEBT FEES - BOND RELATED	2,636,378	330,000	292,612
DEBT SERVICE TRANSFERS - FISCAL AGENT			
TRF FR 011 GF TO 22Y - FISCAL AGENT FEES		431	431
TRF FR 011 GF TO 25A - FISCAL AGENT FEES		1,350	1,350
TRF FR 011 GF TO 259 - FISCAL AGENT FEES		998,122	498,719
TRF FR 011 GF TO 256 - FISCAL AGENT FEES		450	450
TRF FR 011 GF TO 255 - FISCAL AGENT FEES		2,950	2,950
TRF FR 011 GF TO 254 - FISCAL AGENT FEES		2,950	2,950
TRF FR 011 GF TO 253 - FISCAL AGENT FEES		2,950	2,950
TRF FR 011 GF TO 22Z - FISCAL AGENT FEES		431	431
TRF FR 011 GF TO 25C-COURTHOUSE DEBT		450	
TRF FR 011 GF TO 22W - FISCAL AGENT FEES		431	431
TRF FR 011 GF TO 22U - FISCAL AGENT FEES		431	431
TRF FR 011 GF TO 22I - FISCAL AGENT FEES		1,000	1,000
TRF FR 011 GF TO 22C - FISCAL AGENT FEES		2,950	2,950
TRF FR 011 GF TO 229 - FISCAL AGENT FEES		400	400
TRF FR 011 GF TO 227 - FISCAL AGENT FEES		431	431
TRF FR 011 GF TO 222 - FISCAL AGENT FEES		500	500
TRF FR 011 GF TO 22X - FISCAL AGENT FEES		500	431
TRF FR 011 GF TO 225 - FISCAL AGENT FEES		431	431
TOTAL DEBT SERVICE TRANSFERS - FISCAL AGENT		1,017,158	517,236

CITY OF JACKSONVILLE, FLORIDA

GENERAL FUND - GENERAL SERVICES DISTRICT SUBFUND -- 011

SCHEDULE OF NON-DEPARTMENTAL EXPENDITURES

	FY 10 ACTUAL	FY 11 BUDGET	FY 12 APPROVED
DEBT SERVICE TRANSFERS - INTEREST			
TRF FR 011 GF TO 22Y-02 GUAR ENTITLEMENT	4,640,660	4,782,193	4,668,805
TRF FR 011 GF TO 22X-02A ETR REFUNDING	357,376	608,458	293,856
TRF FR 011 GF TO 22W-01B ETR/SHIPYARDS	1,937,486	2,031,237	1,978,014
TRF FR 011 GF TO 22U-01 RCR SALES TAX	3,226,393	3,432,400	2,977,734
TRF FR 011 GF TO 22I-96 RCR SALES TX BDS	132,750	136,093	135,845
TRF FR 011 GF TO 22H-06C ETR/CARLING	378,131	195,928	185,572
TRF FR 011 GF TO 229-03AETRRIB/PROTON BM	630,457	612,965	582,096
TRF FR 011 GF TO 22C-ETR 2005A	1,160,964	1,168,769	1,166,640
TRF FR 011 GF TO 222-93 ETR FOR DSI	2,079,391	2,233,783	3,105,195
TRF FR 011 GF TO 225-02 LOCAL GVT TAX	1,943,257	2,038,745	1,923,744
TRF FR 011 GF TO 25D-COURTHOUSE DEBT		1,787,040	1,926,868
TRF FR 011 GF TO 227-03B&C ETR BONDS	1,564,837	1,684,805	1,681,047
TRF FR 011 GF TO 22Z-02B ETR BNDS/SHANDS	2,316,323	2,537,867	2,432,885
TRF FR 011 GF TO 561-ADAM'S MARK	378,260	334,546	315,179
TRF FR 011 GF TO 4D6-PERFORMING ARTS	8,647		
TRF FR 011 GF TO 25C-COURTHOUSE DEBT		2,541,789	2,298,214
TRF FR 011 GF TO 25B-09C SPEC REV	575,705	1,516,800	1,463,118
TRF FR 011 GF TO 25A-09AB&C	2,500,682	2,439,816	2,345,559
TRF FR 011 GF TO 256-07 ETR (INT)	1,820,890	1,780,281	1,730,882
TRF FR 011 GF TO 255-06C ETR	192,597	237,135	216,333
TRF FR 011 GF TO 254-06B ETR REF	356,188	337,837	285,152
TRF FR 011 GF TO 259-08A&B (97'S&02)	209,301	3,435,368	3,734,984
TRF FR 011 GF TO 239-HUD 108LOAN/HTV ASC	4,294		
TRF FR 011 GF TO 4F6-EQUESTRIAN CNT	54,830		
TRF FR 011 GF TO 253-06A ETR BONDS	1,675,536	1,656,880	1,605,076
TOTAL DEBT SERVICE TRANSFERS - INTEREST	28,144,955	37,530,735	37,052,798

CITY OF JACKSONVILLE, FLORIDA

GENERAL FUND - GENERAL SERVICES DISTRICT

SUBFUND -- 011

SCHEDULE OF NON-DEPARTMENTAL EXPENDITURES

	FY 10 ACTUAL	FY 11 BUDGET	FY 12 APPROVED
DEBT SERVICE TRANSFERS - PRINCIPAL			
TRF FR 011 GF TO 25B-09C SPEC REV	471,087	1,165,000	3,020,000
TRF FR 011 GF TO 254-06B ETR REF		1,490,000	1,830,000
TRF FR 011 GF TO 255-06C ETR		436,613	458,086
TRF FR 011 GF TO 561-ADAM'S MARK	693,348	724,202	756,429
TRF FR 011 GF TO 256-07 ETR	1,060,000	1,105,000	1,145,000
TRF FR 011 GF TO 25A-09AB&C ETR	2,505,000	3,035,000	3,055,000
TRF FR 011 GF TO 253-06A ETR BONDS		1,370,000	1,420,000
TRF FR 011 GF TO 22U-01 RCR SALES TAX	8,230,000	8,580,000	9,050,000
TRF FR 011 GF TO 25C-COURTHOUSE DEBT			943,000
TRF FR 011 GF TO 259-08A&B (97'S&02)	1,270,619	3,427,219	2,600,302
TRF FR 011 GF TO 22Z-02B ETR BNDS/SHANDS	2,325,000	2,400,000	2,495,000
TRF FR 011 GF TO 22Y-02 GUAR ENTITLEMENT	2,485,000	2,080,000	2,680,000
TRF FR 011 GF TO 4F6-EQUESTRIAN CNT	1,740		
TRF FR 011 GF TO 222-93ETR FOR DSP	1,076,112	1,061,197	1,352,429
TRF FR 011 GF TO 22W-01B ETR/SHIPYARDS	1,035,000	1,080,000	1,130,000
TRF FR 011 GF TO 225-02 LOCAL GVT TAX	2,850,000	2,950,000	3,065,000
TRF FR 011 GF TO 239-HUD 108 LOAN/HTV AS	76,037		
TRF FR 011 GF TO 227-03B&C ETR BONDS	15,000	15,000	20,000
TRF FR 011 GF TO 22X-02A ETR REFUNDING	6,465,000	6,805,000	2,865,000
TRF FR 011 GF TO 22H-06C CARLING		310,559	314,935
TRF FR 011 GF TO 229-03AETRRIB/PROTON BM	935,000	960,000	990,000
TOTAL DEBT SERVICE TRANSFERS - PRINCIPAL	31,493,943	38,994,790	39,190,181
INTER-LOCAL AGREEMENTS			
ATLANTIC BCH LG/BCH-CAPITAL ONLY	9,000	9,000	9,000
ATLANTIC & NEPTUNE BCH FIRE SERVICE	226,887	233,696	240,705
ATLANTIC BCH LIFEGUARD/BCH CLEAN-UP	180,980	186,410	192,002
JACKSONVILLE BCH LIFEGUARD/BCH CLEAN-UP	579,968	597,368	615,288
NEPTUNE BCH LIFEGUARD/BCH CLEAN-UP	185,265	190,824	196,548
BEACHES-SOLID WASTE DISPOSAL CHARGES	1,606,505	1,528,606	910,721
TOTAL INTER-LOCAL AGREEMENTS	2,788,605	2,745,904	2,164,264
SUBFUND LEVEL ACTIVITIES			
PERSONNEL LASPE-CONTINGENCY		-5,073,863	-5,791,767
JEDC-CECIL FIELD - CONTRIBUTIONS TO/FROM			578,724
JEDC - CONTRIBUTIONS TO/FROM	9,189,244	8,866,911	1,428,860
JTA - CONTRIBUTIONS TO/FROM	1,220,350	1,254,804	1,284,270
PROPERTY LEASE W/ WJCT-JAZZ FESTIVAL	30,000	30,000	30,000
ASH SETTLEMENT REPAYMENT TO BANKING FUND		2,077,541	2,709,177
GENERAL FUND - GENERAL SERVICE DISTRICT	440,927		
JPA - CONTRIBUTIONS TO/FROM	8,163,002	7,989,018	5,905,702
TOTAL SUBFUND LEVEL ACTIVITIES	19,043,523	15,144,411	6,144,966

CITY OF JACKSONVILLE, FLORIDA

GENERAL FUND - GENERAL SERVICES DISTRICT

SUBFUND -- 011

SCHEDULE OF NON-DEPARTMENTAL EXPENDITURES

	FY 10 ACTUAL	FY 11 BUDGET	FY 12 APPROVED
TRANSFER OUT TO OTHER FUNDS			
GEN FUND-GSD TRANSFER TO SMG-CONVENTION		1,252,369	1,330,901
GEN FUND-GSD TRANSFER TO FY12 CIP FUND			6,985,071
GEN FUND-GSD TRANSFER TO GRANT IMPRV PRJ	836,029	896,800	
GEN FUND-GSD TRANSFER TO PUBLIC PRKNG SY		60,427	
GEN FUND-GSD TRANSFER TO PK GARAGE REV		1,075,715	
GEN FUND-GSD TRANSFER TO VEHICLE INSPECT		40,000	
GEN FUND-GSD TRANSFER TO SOLID WASTE DSP	21,417,409		
GEN FUND-GSD TRANSFER TO STORMWATER OPS	1,293,851	869,685	1,482,501
GEN FUND-GSD TRANSFER TO SMG-STADIUM	7,801,574	6,526,670	5,542,291
GEN FUND-GSD TRANSFER TO SMG-PERFRM ARTS	42,921	595,907	623,320
GEN FUND-GSD TRANSFER TO SMG-EQUESTRIAN	121,431	744,772	572,381
GEN FUND-GSD TRANSFER TO DIRECT VEH RPL	1,244,062	1,250,000	
GEN FUND-GSD TRANSFER TO ITD OPERATIONS	500,000	482,000	
GEN FUND-GSD TRANSFER TO FY11 CIP FUND		2,803,200	
GEN FUND-GSD TRANSFER TO SMG-BBALL GRNDS		681,724	634,337
TRF FR 011 GENFD GSD TO HUGUENOT PARK			384,496
TRF FR 011 GENFD GSD TO 533 COMMUNICATIO	480		
GEN FUND-GSD TRANSFER TO PROP APPRAISER	8,496,946	8,414,084	8,307,635
GEN FUND-GSD TRANSFER TO TAX COLLECTOR	3,558,227	4,174,115	3,748,420
GEN FUND-GSD TRANSFER TO PUBLIC SAFT INT	6,274,013	10,083,162	9,588,862
GEN FUND-GSD TRANSFER TO AIR POLL EPA	424,264	491,265	424,266
GEN FUND-GSD TRANSFER TO ALCOHOL REHAB	333,642	333,987	249,281
GEN FUND-GSD TRANSFER TO RECORDING FEES		544,845	1,113,050
TRF FR 011 GENFD GSD TO SF165	2,275,419		
GEN FUND-GSD TRANSFER TO N.E. TID		2,220,543	3,322,168
GEN FUND-GSD TRANSFER TO CLERK OF COURT	1,063,700	819,954	607,260
GEN FUND-GSD TRANSFER TO CDBG	270,387	275,357	
GEN FUND-GSD TRANSFER TO FY10 CIP FUND	2,737,636		
GEN FUND-GSD TRANSFER TO HANNA PARK	381,941	499,578	238,511
GEN FUND-GSD TRANSFER TO CECIL COMM CTR	1,575,367	1,509,133	1,622,988
TRF FR 011 GENFD GSD TO MISC FED PROJ	53,357		
TRF FR 011 GENFD GSD TO 1F2 PREPD GRANT	26,425		
GEN FUND-GSD TRANSFER TO BCH EROSION LOC	550,000	200,000	200,000
TRF FR 011 GENFD GSD TO COMM SVC MS GRTS	3,234,836		
TRF FR 011 GENFD GSD TO 1F9 FIRE/RES GRT	707,785		
TRF FR 011 GENFD TO S'PVISOR ELECTION GR	14,312		
GEN FUND-GSD TRANSFER TO GENRL CAP PROJ	-205,000		
GEN FUND-GSD TRANSFER TO JCC	21,058,173	20,673,779	19,384,287
TOTAL TRANSFER OUT TO OTHER FUNDS	86,089,186	67,519,071	66,362,026
TOTAL NON-DEPARTMENTAL EXPENDITURES	218,815,289	225,841,324	230,225,951

CITY OF JACKSONVILLE, FLORIDA

GENERAL FUND - GENERAL SERVICES DISTRICT
SUBFUND -- 011

EMPLOYEE CAP BY DEPARTMENT

	FY 11 BUDGET	FY 12 APPROVED	CHANGE FROM FY
FULL TIME EMPLOYEE POSITIONS			
ADVISORY BOARDS	5	5	0
CENTRAL OPERATIONS	233	198	-35
CITY COUNCIL	81	77	-4
ENVIRONMENTAL & COMPLIANCE	211	207	-4
FINANCE	71	68	-3
FIRE AND RESCUE	1,321	1,296	-25
GENERAL COUNSEL	1	1	0
HOUSING	0	4	4
HUMAN RIGHTS COMMISSION	13	12	-1
JACKSONVILLE CITYWIDE ACTIVITIES	5	5	0
MAYOR'S OFFICE	23	23	0
MEDICAL EXAMINER	27	27	0
OFFICE OF THE SHERIFF	3,354	3,283	-71
PLANNING AND DEVELOPMENT	82	71	-11
PUBLIC LIBRARIES	353	352	-1
PUBLIC WORKS	466	462	-4
RECREATION & COMMUNITY SERVICES	213	194	-19
SUPERVISOR OF ELECTIONS	34	35	1
TOTAL FULL TIME EMPLOYEE POSITIONS	6,493	6,320	-173
GENERAL FUND - GENERAL SERVICES DISTRICT	6,493	6,320	-173

CITY OF JACKSONVILLE, FLORIDA

ADVISORY BOARDS

General Fund GSD

REVENUE AND EXPENDITURES	FY 10 Actual	FY 11 Budget	FY 12 Approved	Change From Prior Year Percent	Dollar
REVENUE					
Charges for Services	101,815	292,500	105,000	-64.1%	-187,500
Fines and Forfeits	-160	1	1	0.0%	0
Miscellaneous Revenue	2,086	7,150	2,080	-70.9%	-5,070
TOTAL REVENUE	103,741	299,651	107,081	-64.3%	-192,570
EXPENDITURES					
Salaries	246,407	245,672	243,570	-0.9%	-2,102
Employer Provided Benefits	70,678	67,414	78,551	16.5%	11,137
Internal Service Charges	119,762	72,310	81,484	12.7%	9,174
Other Operating Expenses	18,524	18,671	15,748	-15.7%	-2,923
Capital Outlay	0	1	1	0.0%	0
TOTAL EXPENDITURES	455,371	404,068	419,354	3.8%	15,286

AUTHORIZED POSITION CAP	FY 11 Budget	FY 12 Approved	Change
Authorized Positions	5	5	
Part-Time Hours			

CITY OF JACKSONVILLE, FLORIDA

ADVISORY BOARDS GENERAL FUND (011)

BACKGROUND:

This fund includes the Mayor's Asian Commission, Civil Service Board, Construction Trades Qualifying Board (CTQB), Hispanic American Advisory Board, and the Mayor's Commission on the Status of Women.

REVENUES:

Charges for Services:

The decrease of \$187,500 is mainly due to the seasonality of contractor certification and renewal revenue. The CTQB issued certificates are renewed every two years.

Miscellaneous Revenue:

The decrease of \$5,070 is mainly due to a reduction in miscellaneous sales and charges and sales of books and regulations.

EXPENDITURES:

Employer Provided Benefits:

The increase of \$11,137 is mainly due to a rise of \$9,772 in pension costs and an increase of \$1,770 in group hospitalization insurance.

Internal Service Charges:

The net increase of \$9,174 is mainly due to a rise of \$12,538 in ITD charges. This increase was slightly offset by declines of \$2,305 in OGC legal and \$1,623 in copier consolidation.

Other Operating Expenses:

The decrease of \$2,923 is mainly due to a decrease of \$1,124 in printing and binding and a decrease of \$690 in miscellaneous services and charges.

EMPLOYEE CAP CHANGES:

There are no changes.

CITY OF JACKSONVILLE, FLORIDA

CENTRAL OPERATIONS

General Fund GSD

REVENUE AND EXPENDITURES	FY 10 Actual	FY 11 Budget	FY 12 Approved	Change From Prior Year Percent	Change From Prior Year Dollar
REVENUE					
Charges for Services	66,096	66,096	66,096	0.0%	0
Miscellaneous Revenue	11,057	102,313	5,800	-94.3%	-96,513
TOTAL REVENUE	77,153	168,409	71,896	-57.3%	-96,513
EXPENDITURES					
Salaries	10,451,007	10,219,223	8,705,625	-14.8%	-1,513,598
Lapse	0	0	-121,481		-121,481
Employer Provided Benefits	3,187,929	3,038,328	2,970,992	-2.2%	-67,336
Internal Service Charges	4,208,545	3,732,520	3,179,265	-14.8%	-553,255
Other Operating Expenses	1,738,477	3,267,850	1,958,344	-40.1%	-1,309,506
Capital Outlay	1,326	2	2	0.0%	0
Banking Fund Debt Repayment	14,529	7,348	0	-100.0%	-7,348
TOTAL EXPENDITURES	19,601,812	20,265,271	16,692,747	-17.6%	-3,572,524

AUTHORIZED POSITION CAP	FY 11 Budget	FY 12 Approved	Change
Authorized Positions	233	198	-35
Part-Time Hours	9,472	6,924	-2,548

CITY OF JACKSONVILLE, FLORIDA

CENTRAL OPERATIONS GENERAL FUND (011)

BACKGROUND:

In the General Fund, this department consists of Administrative Services, Human Resources, Office of the Director (Call Center and Public Information) and Procurement. Equal Business Opportunity/Contract Compliance was a division and as a result of efficiency review and significant reduction in staff will be incorporated within the Office of the Director.

REVENUES:

Miscellaneous Revenue:

The net decrease of \$96,513 is primarily the result of the Jacksonville Electric Authority (JEA) not participating with the Disparity Study.

EXPENDITURES:

Salaries:

The net decrease of \$1,513,598 is mainly attributable to the Employee Cap Changes noted below, unfunding of three (3) positions, in addition to a reduction in part-time salaries of \$61,999 and overtime of \$26,293. This is offset somewhat with a slight increase in leave sellback.

Lapse:

The lapse represents savings from personnel reductions.

Employer Provided Benefits:

The net decrease of \$67,336 is mainly due to reductions in group health insurance of \$150,181, workers' compensation of \$31,379, Medicare tax of \$19,262 and group life insurance of \$13,845. This is minimally offset somewhat with higher pension contribution costs of \$147,300.

Internal Service Charges:

The net decrease of \$553,255 is primarily due to reductions in ITD charges of \$545,508 and copier consolidation of \$89,431. This is somewhat offset with increases in legal of \$35,095, telecommunication charges of \$24,112 and copy center of \$21,997.

Other Operating Expenses:

The net decrease of \$1,309,506 is mainly attributable to reductions in professional services of \$992,410, tuition reimbursement of \$150,000, printing of 43,730 employee training of \$35,000, advertising and promotion of \$20,710, contractual services of \$19,200, office supplies of \$14,845, dues, subscriptions and memberships of \$5,842 and food of \$4,500. In addition, \$45,839 for the rewards and recognition program was transferred to employee benefits. This is offset somewhat with increases in other rent of \$16,000 and miscellaneous services and charges of \$6,400.

Banking Fund Debt Repayment:

The decrease of \$7,348 is the removal of the banking fund debt.

EMPLOYEE CAP CHANGES:

There was a net reduction of thirty one (31) positions. There were four (4) positions transferred to other departments.

CITY OF JACKSONVILLE, FLORIDA

CITY COUNCIL
General Fund GSD

REVENUE AND EXPENDITURES	FY 10 Actual	FY 11 Budget	FY 12 Approved	Change From Prior Year	
				Percent	Dollar
REVENUE					
Charges for Services	82,748	120,300	110,000	-8.6%	-10,300
Miscellaneous Revenue	73,982	308,555	237,767	-22.9%	-70,788
Other Sources	22,008	0	0		0
TOTAL REVENUE	178,738	428,855	347,767	-18.9%	-81,088
EXPENDITURES					
Salaries	4,479,276	4,606,957	4,446,589	-3.5%	-160,368
Employer Provided Benefits	1,361,600	1,373,127	1,410,073	2.7%	36,946
Internal Service Charges	1,454,508	1,348,415	1,155,611	-14.3%	-192,804
Other Operating Expenses	1,338,799	1,518,682	956,009	-37.1%	-562,673
Capital Outlay	25,488	4	4	0.0%	0
Banking Fund Debt Repayment	23,176	36,429	29,797	-18.2%	-6,632
TOTAL EXPENDITURES	8,682,848	8,883,614	7,998,083	-10.0%	-885,531

AUTHORIZED POSITION CAP	FY 11 Budget	FY 12 Approved	Change
Authorized Positions	81	77	-4
Part-Time Hours	3,960	3,481	-479

CITY OF JACKSONVILLE, FLORIDA

CITY COUNCIL GENERAL FUND (011)

BACKGROUND:

This Department provides for the operation and salary expenditures for the City Council and its staff including the Office of the Council Auditor and the Value Adjustment Board.

REVENUES:

Charges for Services:

The decrease is due to lower anticipated Value Adjustment Board protest fee revenue.

Miscellaneous Revenue:

The change is due to Value Adjustment Board reimbursement from the Duval County School Board based on the statutory 2/5 cost calculation.

EXPENDITURES:

Salaries

The change is due to the elimination of four positions as detailed in the section for employee cap changes.

Employer Provided Benefits:

The net increase is due to a \$120,934 increase in City pension costs offset by the impact of eliminating four positions as well as a significant reduction in the Florida retirement system pension costs.

Internal Services Charges:

The decrease is mainly due to a \$103,362 reduction in the General Counsel allocation and reductions in various IT allocations totaling \$89,721.

Other Operating Expenses:

The main causes for the decrease include reductions of \$240,000 in professional services funding in the Value Adjustment Board, \$158,763 from switching to live web video streaming instead of televised Council hearings, \$46,354 in miscellaneous services & charges, \$25,000 in advertising & promotion as well as other smaller operating expense reductions.

Banking Fund Debt Repayment:

The reduction is due to a reduction in the interest and principal payback for Banking Fund borrowing.

EMPLOYEE CAP CHANGES:

One position in the Office of the Council Auditor was eliminated and three positions were eliminated from Staff Services as well as 479 part-time hours.

CITY OF JACKSONVILLE, FLORIDA

COURTS

General Fund GSD

REVENUE AND EXPENDITURES	FY 10 Actual	FY 11 Budget	FY 12 Approved	Change From Prior Year	
				Percent	Dollar
REVENUE					
Charges for Services	2,044	0	297		297
Miscellaneous Revenue	6,270	0	0		0
TOTAL REVENUE	8,314	0	297		297
EXPENDITURES					
Internal Service Charges	546,187	172,882	210,085	21.5%	37,203
Other Operating Expenses	715,726	644,698	639,036	-0.9%	-5,662
Capital Outlay	28,240	35,000	35,000	0.0%	0
TOTAL EXPENDITURES	1,290,153	852,580	884,121	3.7%	31,541

AUTHORIZED POSITION CAP	FY 11 Budget	FY 12 Approved	Change
Authorized Positions			
Part-Time Hours			

CITY OF JACKSONVILLE, FLORIDA

COURTS GENERAL FUND (011)

BACKGROUND:

The Courts' budget includes the Circuit Court and County Court expenses exclusive of the cost of Judges and other State employees. Also included in the budget are certain costs associated with the operation of the Court Administrator's Office. Due to Revision 7 to Article 5 of the State Constitution, the County is now responsible for paying expenses related to certain court-related functions. The County is responsible for providing facilities, maintenance, utilities, security, communications, existing radio systems and the existing Multi-Agency Criminal Justice Information System (CJIS) to the Courts.

REVENUES:

Charges for Services:

The increase of \$297 is attributable to an increase in court drug test fees.

EXPENDITURES:

Internal Service Charges:

The increase of \$37,203 is mainly attributable to increases of \$43,771 in telecommunication charges, \$8,215 in copier consolidation and \$3,768 in mailroom charges. This is offset somewhat with a decrease of \$19,941 in ITD charges.

Other Operating Expenses:

The net decrease of \$5,662 is mainly attributable to decreases of \$11,524 in repairs and maintenance, \$3,522 in equipment rentals, \$3,388 in lease purchase, \$1,000 in miscellaneous services and charges and \$800 in operating supplies. This is offset somewhat with an increase of \$13,822 in rentals (land and buildings).

EMPLOYEE CAP CHANGES:

There are no employees in the General Fund part of the Courts.

CITY OF JACKSONVILLE, FLORIDA

ENVIRONMENTAL & COMPLIANCE

General Fund GSD

REVENUE AND EXPENDITURES	FY 10 Actual	FY 11 Budget	FY 12 Approved	Change From Prior Year	
				Percent	Dollar
REVENUE					
Charges for Services	733,130	1,265,745	1,241,925	-1.9%	-23,820
Fines and Forfeits	81,178	53,408	84,000	57.3%	30,592
Miscellaneous Revenue	1,069	1,484	1,084	-27.0%	-400
TOTAL REVENUE	815,378	1,320,637	1,327,009	0.5%	6,372
EXPENDITURES					
Salaries	8,490,036	8,489,199	8,042,127	-5.3%	-447,072
Employer Provided Benefits	2,771,598	2,811,037	3,026,205	7.7%	215,168
Internal Service Charges	3,056,366	2,633,045	2,512,390	-4.6%	-120,655
Other Operating Expenses	4,433,862	3,966,903	2,902,662	-26.8%	-1,064,241
Capital Outlay	0	4	4	0.0%	0
Banking Fund Debt Repayment	78,041	32,057	0	-100.0%	-32,057
TOTAL EXPENDITURES	18,829,904	17,932,245	16,483,388	-8.1%	-1,448,857

AUTHORIZED POSITION CAP	FY 11 Budget	FY 12 Approved	Change
Authorized Positions	211	207	-4
Part-Time Hours	9,717	9,717	

CITY OF JACKSONVILLE, FLORIDA

ENVIRONMENTAL & COMPLIANCE GENERAL FUND (011)

BACKGROUND:

The Department of Environmental and Compliance contains the Environmental Quality, Municipal Code Compliance, Mosquito Control, Animal Care & Protective Services and Public Parking divisions. In addition, the department conducts Clean it Up Green it Up, Keep America Beautiful, Consumer Affairs, Sustainability, Ash Site Clean Up/Project New Ground Activities and Adult Arcade Inspection. The Mayor's recommended budget for FY12 for the Environmental & Compliance department will support the agency in completing a range of regulatory functions that will ensure the improvement in the health of the St. Johns River, maintain healthy air quality levels, improve sustainability practices and reduce environmental and safety hazards that impact the citizens of Duval County.

REVENUES:

Charges for Services:

The decrease of \$23,820 is mainly due to a reduction of \$20,000 in owner surrender revenue and \$2,000 in pet shop permit revenue

Fines and Forfeits:

The increase of \$30,592 is due to a rise of \$20,000 in animal care and control civil penalties and \$10,592 in civil fines and penalties.

EXPENDITURES:

Salaries:

The decrease of \$447,072 is mainly due to a reduction in salaries of \$438,132 due to the unfunding and elimination of various positions and a reduction of \$9,600 in part time salaries.

Employer Provided Benefits:

The increase of \$215,168 is mainly due to an increase of \$237,074 in pensions costs. This increase was slightly offset by a decrease of \$9,695 in group life insurance costs.

Internal Service Charges:

The net decrease of \$120,655 is primarily due to a net reduction of \$132,579 in ITD. This is slightly offset by an increase of \$7,113 in offsite storage allocation costs.

Other Operating Expenses:

The decrease of \$1,064,241 is mainly due to reductions of \$276,520 in contractual services, \$186,269 in rentals land and leases, \$116,000 in other operating supplies, \$82,625 in professional services, \$72,600 in contractual services – journey, \$70,000 in demolition and site clearance, \$41,992 in civil defense, \$37,260 in printing and binding commercial costs and \$31,334 in repair and maintenance supplies.

Banking Fund Debt Repayments:

The decrease of \$32,057 is due to the reduction of the banking fund allocation to the Code Compliance division.

EMPLOYEE CAP CHANGES:

The employee cap was decreased by four positions.

CITY OF JACKSONVILLE, FLORIDA

FINANCE

General Fund GSD

REVENUE AND EXPENDITURES	FY 10 Actual	FY 11 Budget	FY 12 Approved	Change From Prior Year	
				Percent	Dollar
REVENUE					
Charges for Services	33,580	29,000	29,000	0.0%	0
Miscellaneous Revenue	29,540	29,257	29,920	2.3%	663
TOTAL REVENUE	63,120	58,257	58,920	1.1%	663
EXPENDITURES					
Salaries	4,928,739	4,037,633	3,685,936	-8.7%	-351,697
Lapse	0	0	-62,922		-62,922
Employer Provided Benefits	1,301,782	1,067,629	1,134,842	6.3%	67,213
Internal Service Charges	1,607,264	1,328,307	1,119,282	-15.7%	-209,025
Other Operating Expenses	531,182	488,193	397,593	-18.6%	-90,600
Capital Outlay	0	4	4	0.0%	0
TOTAL EXPENDITURES	8,368,967	6,921,766	6,274,735	-9.3%	-647,031

AUTHORIZED POSITION CAP	FY 11 Budget	FY 12 Approved	Change
Authorized Positions	71	68	-3
Part-Time Hours	5,120	5,120	

CITY OF JACKSONVILLE, FLORIDA

FINANCE GENERAL FUND - GSD (011)

BACKGROUND:

The Finance Department includes the Office of the Director, Accounting, Budget, Treasury, Risk Management and Pension Administration. The department provides accounting services and financial reports to other city departments, provides support services to general government departments in the development of their budgets, provides efficient administration of risk and insurance analyses and act as adviser to city government on insurance related matters, Administers the Pension Plans to insure retiree benefits are paid and provide customers with a high degree of customers service, timely measure and record cash, investment and debt activities for the City.

EXPENDITURES:

Salaries:

The \$357,697 decrease reflects the impact of eliminating three positions and a reduction of \$50,000 in part-time salaries.

Lapse:

The salary and benefit lapse has been increased to reflect the anticipated attrition in FY 12.

Employer Provided Benefits:

The \$67,213 increase is primarily due to higher cost in pension contribution.

Internal Service Charges:

The \$209,025 decrease is primarily due to a net reduction of \$162,056 in ITD charges, \$26,058 in copy center and \$18,864 in copier consolidation.

Other Operating Expenses:

The decrease of \$90,600 is primarily due to reductions of \$60,075 in professional services, \$9,600 in other operating supplies, \$9,367 in repairs and maintenance and \$5,550 in printing and binding.

EMPLOYEE CAP CHANGES:

Three positions were eliminated as part of the budget process.

CITY OF JACKSONVILLE, FLORIDA

FIRE AND RESCUE
General Fund GSD

REVENUE AND EXPENDITURES	FY 10 Actual	FY 11 Budget	FY 12 Approved	Change From Prior Year Percent	Dollar
REVENUE					
Intergovernmental Revenue	7,681	0	0		0
Charges for Services	17,551,125	16,863,893	17,345,274	2.9%	481,381
Fines and Forfeits	765	2,838	1,500	-47.1%	-1,338
Miscellaneous Revenue	4,982,324	4,409,718	4,438,650	0.7%	28,932
Other Sources	1,421,543	0	0		0
TOTAL REVENUE	23,963,438	21,276,449	21,785,424	2.4%	508,975

EXPENDITURES

Salaries	90,479,394	90,158,274	89,637,639	-0.6%	-520,635
Lapse	0	-1,039,379	-1,460,991	40.6%	-421,612
Employer Provided Benefits	48,357,446	49,502,191	49,071,874	-0.9%	-430,317
Internal Service Charges	16,172,550	16,639,399	14,786,929	-11.1%	-1,852,470
Other Operating Expenses	6,626,305	6,396,241	6,729,117	5.2%	332,876
Capital Outlay	1,511,546	266,636	262,604	-1.5%	-4,032
Banking Fund Debt Repayment	1,284,372	1,877,646	1,815,435	-3.3%	-62,211
TOTAL EXPENDITURES	164,431,612	163,801,008	160,842,607	-1.8%	-2,958,401

AUTHORIZED POSITION CAP

	FY 11 Budget	FY 12 Approved	Change
--	-----------------	-------------------	--------

Authorized Positions	1,321	1,296	-25
Part-Time Hours	104,860	34,964	-69,896

CITY OF JACKSONVILLE, FLORIDA

FIRE AND RESCUE GENERAL FUND – GSD (011)

BACKGROUND:

The Jacksonville Fire and Rescue Department (JFRD) is comprised of the Office of the Director and six divisions. The divisions are Administrative Services, Emergency Preparedness, Fire Operations and Communications, Fire Prevention, Fire Rescue and Training and Emergency Medical Service. The primary mission of JFRD is to preserve and protect the lives, property and environment of our community. JFRD processes calls for emergency assistance quickly and effectively to reduce response times to citizens, administer a community-wide emergency management plan, perform fire and life safety building inspections, review new construction plans for fire code compliance, conduct public safety education programs, deliver the highest quality of pre-hospital care, promote state of the art training, education and certification to all personnel necessary to ensure that JFRD remains competent and efficient in providing citizens and visitors of Duval County the absolute best delivery of emergency services.

REVENUES:

Charges for Services:

The increase is primarily due to increased Rescue medical transport revenues.

EXPENDITURES:

Salaries:

The net decrease is due to the financial impact of eliminating twenty-five positions, as well as reductions in part-time salaries of \$295,872, terminal leave for DROP employees of \$216,460, and overtime of \$139,662. These decreases are offset somewhat by the impact of budgeting of a 3% salary reduction in FY 11 when a 2% reduction was realized as part of collective bargaining.

Lapse:

The proposed lapse anticipates reducing, through attrition, relief Lieutenants by twelve positions and holding vacant all positions related to the FY 12 DROP.

Employer Provided Benefits:

The decrease is due primarily to reductions in workers compensation costs of \$444,981 and \$622,623 in pension costs which are partially offset by a \$707,793 increase in health insurance costs.

Internal Service Charges:

The reduction is mainly due to a \$1,291,780 reduction in vehicle rental charges.

Other Operating Expenses:

The net increase is mainly due to increases in other operating supplies of \$157,021 for medical and other operating supplies, professional services of \$91,117 for firefighter immunizations and pulmonary function tests, fire hose / bunker gear of \$37,250 and general liability insurance allocation of \$31,463.

Capital Outlay:

Funding has been provided for bay door operators, replacement breathing air compressors and portable power units.

Banking Fund Debt Repayment:

The reduction is due to a reduction in the interest and principal payback for Banking Fund borrowing.

EMPLOYEE CAP CHANGES:

Twenty red-lined positions were eliminated during FY 11. Five positions as well as part-time hours related to the cadet program were eliminated as part of the budget process.

CITY OF JACKSONVILLE, FLORIDA

GENERAL COUNSEL

General Fund GSD

REVENUE AND EXPENDITURES	FY 10 Actual	FY 11 Budget	FY 12 Approved	Change From Prior Year	
				Percent	Dollar
EXPENDITURES					
Salaries	126,994	122,183	122,979	0.7%	796
Employer Provided Benefits	28,268	19,081	21,918	14.9%	2,837
Internal Service Charges	20,087	13,236	72,198	445.5%	58,962
Other Operating Expenses	544,654	154,149	152,920	-0.8%	-1,229
Capital Outlay	0	2	2	0.0%	0
TOTAL EXPENDITURES	720,003	308,651	370,017	19.9%	61,366

AUTHORIZED POSITION CAP	FY 11 Budget	FY 12 Approved	Change
Authorized Positions	1	1	
Part-Time Hours	2,080	2,080	

CITY OF JACKSONVILLE, FLORIDA

GENERAL COUNSEL GENERAL FUND (011)

BACKGROUND:

This fund accounts for the Duval Legislative Delegation, Ethics Office and Judgments, Claims and Losses which provides resources to be used for the defense of the City against legal action.

REVENUES:

There are no revenues for the General Fund division of this department.

EXPENDITURES:

Employer Provided Benefits:

The increase of \$2,837 is mainly due to an increase of \$2,037 in pensions costs and an increase of \$871 in group hospitalization insurance costs.

Internal Service Charges:

The net increase of \$58,912 is mainly due to a \$61,540 increase in OGC Legal service charges. These increases were slightly offset by a \$3,956 decrease in ITD charges.

EMPLOYEE CAP CHANGES:

There are no changes to employee cap.

CITY OF JACKSONVILLE, FLORIDA

HOUSING

General Fund GSD

REVENUE AND EXPENDITURES	FY 10 Actual	FY 11 Budget	FY 12 Approved	Change From Prior Year	
				Percent	Dollar
EXPENDITURES					
Salaries	0	0	170,086		170,086
Employer Provided Benefits	0	0	57,091		57,091
Internal Service Charges	0	0	29,865		29,865
Other Operating Expenses	0	0	3,721		3,721
TOTAL EXPENDITURES	0	0	260,763		260,763

AUTHORIZED POSITION CAP	FY 11 Budget	FY 12 Approved	Change
Authorized Positions		4	4
Part-Time Hours			

CITY OF JACKSONVILLE, FLORIDA

HOUSING GENERAL FUND - GSD (011)

BACKGROUND:

In accordance with a recommendation from the Affordable Housing Task Force in 2006, it was recommended to remove the federal and state housing and community development grants from the Mayor's annual budget cycle and handle them through separate legislation. Beginning in FY 12, the General Fund's portion of the Housing Department will no longer be budgeted in subfund 1A1, thus ending interfund transfers.

EXPENDITURES:

Salaries:

The increase of \$170,086 is due to the transfer of expenses from subfund 1A1 into the general fund.

Employer Provided Benefits:

The increase of \$57,091 is due to the transfer of expenses from subfund 1A1 into the general fund.

Internal Service Charges:

The increase of \$29,865 is due to the transfer of expenses from subfund 1A1 into the general fund.

Other Operating Expenses

The increase of \$3,721 is due to the transfer of expenses from subfund 1A1 into the general fund.

EMPLOYEE CAP CHANGES:

Four (4) authorized positions were added via a transfer from subfund 1A1.

CITY OF JACKSONVILLE, FLORIDA

HUMAN RIGHTS COMMISSION
General Fund GSD

REVENUE AND EXPENDITURES	FY 10 Actual	FY 11 Budget	FY 12 Approved	Change From Prior Year	
				Percent	Dollar
REVENUE					
Intergovernmental Revenue	95,400	108,850	113,100	3.9%	4,250
Miscellaneous Revenue	563	700	700	0.0%	0
TOTAL REVENUE	95,963	109,550	113,800	3.9%	4,250
EXPENDITURES					
Salaries	733,353	618,197	584,027	-5.5%	-34,170
Employer Provided Benefits	230,252	176,671	190,506	7.8%	13,835
Internal Service Charges	176,724	113,933	98,731	-13.3%	-15,202
Other Operating Expenses	90,300	73,246	28,253	-61.4%	-44,993
Capital Outlay	0	1	1	0.0%	0
TOTAL EXPENDITURES	1,230,630	982,048	901,518	-8.2%	-80,530

AUTHORIZED POSITION CAP	FY 11 Budget	FY 12 Approved	Change
Authorized Positions	13	12	-1
Part-Time Hours			

CITY OF JACKSONVILLE, FLORIDA

JACKSONVILLE HUMAN RIGHTS COMMISSION GENERAL FUND - GSD (011)

BACKGROUND:

The Jacksonville Human Rights Commission (JHRC) within the City focuses on promoting and encouraging fair treatment and equal opportunity for all. The Commission strives to eliminate discrimination and promote mutual understanding and respect. Equal Opportunity/Equal Access (EO/EA), the only division under JHRC, resolves non-compliance with equal opportunity employment laws and investigates allegations made by job applicants and city employees.

REVENUES:

Intergovernmental Revenue:

The increase of \$4,250 is due to an anticipated increase in the United States Equal Employment and Opportunity Commission Award.

EXPENDITURES:

Salaries:

The decrease of \$34,170 is primarily due to the elimination of one position.

Employee Provided Benefits:

The increase of \$13,835 is primarily due to higher cost in pension contribution.

Internal Service Charges:

The decrease of \$15,202 is primarily due to a net reduction of \$8,825 in ITD charges and \$5,786 in copier consolidation.

Other Operating Expenses:

The decrease of \$44,933 is primarily due to the reduction of \$35,000 in professional services, \$2,650 in miscellaneous services and charges, \$2,105 in dues, subscriptions and memberships, \$1,700 in office supplies, \$1,600 in food cost for Study Circles events and \$1,120 in printing and binding.

EMPLOYEE CAP CHANGES:

One position was eliminated.

CITY OF JACKSONVILLE, FLORIDA

MAYOR'S OFFICE
General Fund GSD

REVENUE AND EXPENDITURES	FY 10 Actual	FY 11 Budget	FY 12 Approved	Change From Prior Year	
				Percent	Dollar
REVENUE					
Miscellaneous Revenue	10,522	0	0		0
TOTAL REVENUE	10,522	0	0		0
EXPENDITURES					
Salaries	1,398,700	2,162,433	1,382,149	-36.1%	-780,284
Employer Provided Benefits	354,619	490,182	350,316	-28.5%	-139,866
Internal Service Charges	279,543	223,973	235,077	5.0%	11,104
Other Operating Expenses	51,779	70,019	114,664	63.8%	44,645
Capital Outlay	0	2	1	-50.0%	-1
TOTAL EXPENDITURES	2,084,643	2,946,609	2,082,207	-29.3%	-864,402

AUTHORIZED POSITION CAP	FY 11 Budget	FY 12 Approved	Change
Authorized Positions	23	23	
Part-Time Hours	7,438	7,438	

CITY OF JACKSONVILLE, FLORIDA

MAYOR'S OFFICE GENERAL FUND (011)

BACKGROUND:

This fund provides for the operating and salary expenditures of the Mayor's Office and the Office of the Inspector General.

REVENUES:

There are no revenues.

EXPENDITURES:

Salaries:

The decrease of \$780,284 is mainly due to a decrease of \$549,081 in salaries in the Inspector General's office and a reduction of \$50,193 in part time salaries.

Employer Provided Benefits:

The decrease of \$139,866 is mainly due to reductions of \$65,716 in group hospitalization insurance, \$31,629 in pension costs, \$16,988 in Florida retirement system costs and \$10,152 in workers compensation costs.

Internal Service Charges:

The net increase of \$11,104 is mainly due to higher costs of \$14,055 in ITD charges. The increases were somewhat offset by reductions of \$4,005 in mailroom charges.

Other Operating Expenses:

The increase of \$44,645 is mainly due to rises of \$60,000 in travel, \$3,300 in employee training, and \$1,800 in other operating supplies. It was somewhat offset by reductions of \$4,359 in professional services, \$4,240 in dues subscriptions and memberships, \$3,350 in public relations protocol, \$2,150 in printing and binding commercial and \$1,606 in office supplies.

EMPLOYEE CAP CHANGES:

There were no changes.

CITY OF JACKSONVILLE, FLORIDA

MEDICAL EXAMINER
General Fund GSD

REVENUE AND EXPENDITURES	FY 10 Actual	FY 11 Budget	FY 12 Approved	Change From Prior Year Percent	Dollar
REVENUE					
Charges for Services	1,108,852	1,122,707	1,256,720	11.9%	134,013
Miscellaneous Revenue	171	0	0		0
TOTAL REVENUE	1,109,023	1,122,707	1,256,720	11.9%	134,013
EXPENDITURES					
Salaries	1,737,208	1,796,501	1,729,823	-3.7%	-66,678
Employer Provided Benefits	494,756	469,081	519,673	10.8%	50,592
Internal Service Charges	280,915	246,282	110,761	-55.0%	-135,521
Other Operating Expenses	337,227	327,788	315,914	-3.6%	-11,874
Capital Outlay	0	1	1	0.0%	0
TOTAL EXPENDITURES	2,850,106	2,839,653	2,676,172	-5.8%	-163,481

AUTHORIZED POSITION CAP	FY 11 Budget	FY 12 Approved	Change
Authorized Positions	27	27	
Part-Time Hours	6,240	6,240	

CITY OF JACKSONVILLE, FLORIDA

MEDICAL EXAMINER OFFICE GENERAL FUND - GSD (011)

BACKGROUND:

The Medical Examiner provides autopsies, toxicological examinations, and histopathological preparations of tissues, autopsy reports, depositions, scene investigations, and expert witness testimony to Duval County, Nassau County, Clay County, Union County, and parts of District III, which includes service to Columbia, Hamilton, Lafayette and Suwannee Counties.

REVENUES:

Charges for Services:

The increase of \$134,013 is due to a rise in services provided.

EXPENDITURES:

Salaries:

The \$66,678 decrease is primarily due to vacant positions being filled at a reduced pay rate.

Employer Provided Benefits:

The increase of \$50,592 is primarily due to higher cost in pension contributions.

Internal Service Charges:

The decrease of \$135,521 is primarily due to a net reduction of \$120,984 in ITD charges and \$16,102 in telecommunication costs.

Other Operating Expenses:

The decrease of \$11,874 is primarily due to the reductions of \$6,000 in professional services, \$3,000 in fuel oil and gas-heat/power and \$2,100 in clothing, clean, shoe/transfer.

EMPLOYEE CAP CHANGES:

There are no changes in the cap.

CITY OF JACKSONVILLE, FLORIDA

OFFICE OF THE SHERIFF
General Fund GSD

REVENUE AND EXPENDITURES	FY 10 Actual	FY 11 Budget	FY 12 Approved	Change From Prior Year Percent	Dollar
REVENUE					
Intergovernmental Revenue	5,013	0	0		0
Charges for Services	12,502,683	11,254,616	6,648,665	-40.9%	-4,605,951
Fines and Forfeits	1,499,961	1,582,953	1,097,014	-30.7%	-485,939
Miscellaneous Revenue	950,807	891,549	827,153	-7.2%	-64,396
Other Sources	2,112,934	1,165,000	0	-100.0%	-1,165,000
TOTAL REVENUE	17,071,397	14,894,118	8,572,832	-42.4%	-6,321,286

EXPENDITURES

Salaries	197,117,751	195,935,031	195,135,980	-0.4%	-799,051
Lapse	0	-2,683,095	-1,883,611	-29.8%	799,484
Employer Provided Benefits	92,256,121	95,789,984	94,036,093	-1.8%	-1,753,891
Internal Service Charges	28,180,968	27,472,641	26,029,240	-5.3%	-1,443,401
Other Operating Expenses	27,646,369	30,095,772	30,412,035	1.1%	316,263
Capital Outlay	2,805,458	1,355,006	41,297	-97.0%	-1,313,709
Extraordinary Lapse	0	-94,000	0	-100.0%	94,000
Banking Fund Debt Repayment	1,343,331	2,516,382	2,123,725	-15.6%	-392,657
TOTAL EXPENDITURES	349,349,999	350,387,721	345,894,759	-1.3%	-4,492,962

AUTHORIZED POSITION CAP

	FY 11 Budget	FY 12 Approved	Change
Authorized Positions	3,354	3,283	-71
Part-Time Hours	463,971	553,708	89,737

CITY OF JACKSONVILLE, FLORIDA

OFFICE OF THE SHERIFF GENERAL FUND - GSD (011)

BACKGROUND:

The Jacksonville Sheriff's Office mission is to protect the lives and property of the citizens of this community, to preserve the peace, and to prevent crime and disorder while constantly guarding personal liberties as prescribed by law.

REVENUES:

Charges for Services:

The \$4,605,951 decrease is primarily due to the reduction of \$2,300,000 in the Duval County School Board – School Resource Officers contract, \$1,357,206 in the Jacksonville Port Authority Security contract, \$494,744 in inmate subsistence revenue, \$142,000 in civil income individuals, \$55,012 in finger prints/background check/photographs and \$45,951 in housing Federal prisoners.

Fines and Forfeits:

The decrease of \$485,939 is mainly due to the reduction of \$323,785 in Sheriff's fines and estreatures and \$159,833 in criminal justice education fines.

Miscellaneous Revenue:

The decrease of \$64,396 is primarily due to a drop of \$104,418 in overtime reimbursement charges. This decrease was somewhat offset by an increase of \$36,036 in miscellaneous services and charges and \$4,778 in instructor's fees/Florida State College of Jacksonville.

Other Sources:

The decrease of \$1,165,000 is due to a reduction in banking funds for FY 12.

EXPENDITURES:

Salaries:

The decrease of \$799,051 is primarily due to a reduction of 71 positions.

Lapse:

The decrease is due to a reduction in the lapse amount.

Employee Provided Benefits:

The decrease of \$1,753,891 is primarily due to a reduction of 71 positions and \$1,304,605 in workers' compensation insurance.

Internal Service Charges:

The decrease of \$1,443,401 is primarily due to a net reduction of \$975,032 in fleet charges, \$632,922 in telecommunication and \$205,820 in wireless communication. These decrease were somewhat offset by a net increase of \$189,018 in ITD charges, \$121,835 in radio charges and \$102,540 in copier consolidation cost.

Other Operating Expenses:

The increase of \$316,263 is primarily due to a rise of \$284,628 in general liability insurance cost, \$171,484 in professional services, \$214,955 in hardware/software maintenance and licenses cost, \$147,177 in contract for food services, \$140,234 in chemical and drugs and \$130,177 in security/guard service cost. These increases were somewhat offset by a reduction of \$199,639 in clothing, uniforms, and safety equipment, \$174,224 in miscellaneous services and charges, \$182,267 in repair and maintenance supplies, \$123,342 in employee training and \$107,412 in service of process.

CITY OF JACKSONVILLE, FLORIDA

Capital Outlay:

The \$1,313,709 decrease is due to a reduction in banking funds for FY 12.

Extraordinary Lapse:

The decrease is due to the elimination of the contingency lapse.

Banking Fund Debt Repayment:

The decrease of \$392,657 is due to a reduction in equipment funded by the banking fund.

EMPLOYEE CAP CHANGES:

A total of seventy-one (71) positions were eliminated as part of the budget process (20 FY 11 redlined positions, 10 police offers were shifted to the Federal grants fund, 39 police officers and 2 police sergeants).

CITY OF JACKSONVILLE, FLORIDA

PLANNING AND DEVELOPMENT

General Fund GSD

REVENUE AND EXPENDITURES	FY 10 Actual	FY 11 Budget	FY 12 Approved	Change From Prior Year Percent	Dollar
REVENUE					
Charges for Services	671,661	1,181,185	966,490	-18.2%	-214,695
Fines and Forfeits	2,632	5,264	2,500	-52.5%	-2,764
Miscellaneous Revenue	111,238	142,075	96,000	-32.4%	-46,075
TOTAL REVENUE	785,531	1,328,524	1,064,990	-19.8%	-263,534
EXPENDITURES					
Salaries	4,200,355	4,146,232	3,499,715	-15.6%	-646,517
Lapse	0	0	-119,325		-119,325
Employer Provided Benefits	1,288,942	1,238,022	1,202,251	-2.9%	-35,771
Internal Service Charges	1,373,009	1,231,641	928,701	-24.6%	-302,940
Other Operating Expenses	1,039,432	857,612	836,528	-2.5%	-21,084
Capital Outlay	0	5	5	0.0%	0
TOTAL EXPENDITURES	7,901,738	7,473,512	6,347,875	-15.1%	-1,125,637

AUTHORIZED POSITION CAP	FY 11 Budget	FY 12 Approved	Change
Authorized Positions	82	71	-11
Part-Time Hours	5,257	5,257	

CITY OF JACKSONVILLE, FLORIDA

PLANNING & DEVELOPMENT GENERAL FUND - GSD (011)

BACKGROUND:

The Planning and Development Department manages existing and future development within the City of Jacksonville. Matters pertaining to zoning, the comprehensive plan, concurrency, land use, various trades inspections and building codes fall within the purview of this department.

The general fund portion of the Planning and Development Department consists of the Office of the Director, Community Planning Division, Current Planning Division, and Development Services Division.

REVENUES:

Charges for Services:

The net decrease of \$214,695 is primarily due to lower projections in zoning and re-zoning fees (\$134,385) and comprehensive amendment fees (\$69,515).

Fines and Forfeits:

Civil fines and penalties, occurring in the City's Historic Preservation Districts, are projected to be lower by \$2,764 in FY 12.

Miscellaneous Revenue:

The decrease of \$46,075 is attributable to lower collections of filing fees associated with right-of-way permits.

EXPENDITURES:

Salaries:

The net decrease of \$646,517 is due to the change in positions described in the Employee Cap Changes section below including reductions in part-time wages (\$6,436), leave sellback (\$3,515) and overtime (\$3,000), offset by an increase in special pay of \$1,086.

Lapse:

The lapse represents savings from the redlining of a Deputy Director position.

Employer Provided Benefits:

The decrease of \$35,771 is primarily reflective of the reduction and reclassification of positions. A reduction in the allocation for workers' compensation insurance contributed \$7,535 to the overall decrease.

Internal Service Charges:

The net decrease of \$302,940 reflects cost reductions in the areas of: information technology (\$239,066), copy center/mailroom (\$25,141), legal services (\$23,205), copier consolidation (\$21,456), and fleet management (18,393). These cost reductions were offset by an increase in telecommunication costs of \$24,321.

Other Operating Expenses:

The net decrease of \$21,084 reflects various cost reductions, primarily in the areas of: office supplies (\$12,874), general liability and miscellaneous insurance (\$5,866), printing (\$3,223), equipment rentals (\$1,002), miscellaneous services (\$820), and local mileage (\$600). Offsetting these cost reductions were increases in the provision for plant renewal and employee training and development of \$3,729 and \$842, respectively.

CITY OF JACKSONVILLE, FLORIDA

EMPLOYEE CAP CHANGES:

A reduction of eleven (11) positions is reflected in the FY 12 budget. Ten (10) positions were eliminated from the FY 12 budget and one (1) Planning Business Manager position was transferred from the Office of the Director to Central Operations Department / Administrative Services Division during FY 11.

Additionally, nine (9) positions were reclassified to lower classifications given a reorganization of the department, and three (3) positions, including the Chief of Community Planning Division, were unfunded.

CITY OF JACKSONVILLE, FLORIDA

PUBLIC DEFENDER
General Fund GSD

REVENUE AND EXPENDITURES	FY 10 Actual	FY 11 Budget	FY 12 Approved	Change From Prior Year	
				Percent	Dollar
EXPENDITURES					
Internal Service Charges	211,578	182,883	167,783	-8.3%	-15,100
Other Operating Expenses	732,568	754,105	845,858	12.2%	91,753
Capital Outlay	0	1	1	0.0%	0
TOTAL EXPENDITURES	944,146	936,989	1,013,642	8.2%	76,653

AUTHORIZED POSITION CAP	FY 11 Budget	FY 12 Approved	Change
Authorized Positions			
Part-Time Hours			

CITY OF JACKSONVILLE, FLORIDA

PUBLIC DEFENDER GENERAL FUND (011)

BACKGROUND:

The Public Defender Office is an agency of the State of Florida. Chapter 27.54 of the Florida Statutes requires that the Public Defender's office be provided with such office space, utilities, telephone, custodial, library, transportation and communication services as may be necessary for the proper and efficient functioning of their offices.

EXPENDITURES:

Internal Service Charges:

The net decrease of \$15,100 is mainly attributable to a decrease of \$41,954 in telecommunication charges. This is offset somewhat with an increase of \$25,017 for wireless communication.

Other Operating Expenses:

The increase of \$91,753 is attributable to an increase for rentals and leases of buildings in anticipation of moving to the Godbold building in November, 2011.

EMPLOYEE CAP CHANGES:

There are no City funded positions.

CITY OF JACKSONVILLE, FLORIDA

PUBLIC HEALTH
General Fund GSD

REVENUE AND EXPENDITURES	FY 10 Actual	FY 11 Budget	FY 12 Approved	Change From Prior Year	
				Percent	Dollar
EXPENDITURES					
Internal Service Charges	50,993	49,983	50,547	1.1%	564
Other Operating Expenses	230,504	719,066	276,738	-61.5%	-442,328
Grants, Aids & Contributions	0	0	630,504		630,504
TOTAL EXPENDITURES	281,497	769,049	957,789	24.5%	188,740

AUTHORIZED POSITION CAP	FY 11 Budget	FY 12 Approved	Change
Authorized Positions			
Part-Time Hours			

CITY OF JACKSONVILLE, FLORIDA

PUBLIC HEALTH GENERAL FUND - GSD (011)

BACKGROUND:

The Duval County Health Department is a partnership between the State of Florida and the City of Jacksonville. The funding for the Duval County Health Department comes from the State of Florida, the City of Jacksonville, and from county fees for vital statistics, communicable disease, primary care and environmental health.

REVENUES:

There are no revenues associated with the Duval County Health Department.

EXPENDITURES:

Other Operating Expenses:

The \$442,328 decrease is a result of transferring the local match for grants funds to the Grants and Aids section.

Grants, Aids and Contributions:

The \$607,915 represents the local match for Federal grants.

EMPLOYEE CAP CHANGES:

There are no positions.

CITY OF JACKSONVILLE, FLORIDA

PUBLIC LIBRARIES

General Fund GSD

REVENUE AND EXPENDITURES	FY 10 Actual	FY 11 Budget	FY 12 Approved	Change From Prior Year Percent	Dollar
REVENUE					
Charges for Services	1,567,363	1,510,825	1,560,000	3.3%	49,175
Miscellaneous Revenue	45,179	42,500	43,000	1.2%	500
TOTAL REVENUE	1,612,542	1,553,325	1,603,000	3.2%	49,675
EXPENDITURES					
Salaries	14,221,084	14,309,242	13,506,076	-5.6%	-803,166
Employer Provided Benefits	4,328,927	4,051,866	4,405,276	8.7%	353,410
Internal Service Charges	6,314,140	5,787,668	4,930,822	-14.8%	-856,846
Other Operating Expenses	3,799,600	4,132,454	3,639,465	-11.9%	-492,989
Library Materials	3,719,601	3,107,629	3,107,629	0.0%	0
Capital Outlay	15,995	1	1	0.0%	0
Indirect Cost	8,936,376	8,213,899	8,624,606	5.0%	410,707
TOTAL EXPENDITURES	41,335,723	39,602,759	38,213,875	-3.5%	-1,388,884

AUTHORIZED POSITION CAP	FY 11 Budget	FY 12 Approved	Change
Authorized Positions	353	352	-1
Part-Time Hours	195,899	195,899	

CITY OF JACKSONVILLE, FLORIDA

JACKSONVILLE PUBLIC LIBRARIES GENERAL FUND (011)

BACKGROUND:

The Jacksonville Public Library system consists of a main library and twenty regional, community, and neighborhood branch libraries. The system services the needs of Duval County as well as neighboring areas, Baker, Clay, Nassau, and St. Johns Counties.

REVENUES:

Charges for Services:

The increase of \$49,175 is due to a rise in library revenues of \$29,175 and internet printing revenues of \$20,000.

EXPENDITURES:

Salaries:

The decrease of \$803,166 is primarily due to reductions in permanent and probationary salaries of \$567,187, \$215,368 in salaries overtime and \$18,000 in supervisory shift differential costs.

Employer Provided Benefits:

The increase of \$353,410 is mainly due to an increase of \$307,549 in pension costs and \$23,090 in group hospitalization insurance.

Internal Service Charges:

The decrease of \$856,846 is mainly due to a decrease of \$649,602 in telecommunication costs, \$157,890 in ITD charges and \$50,646 in copier consolidation charges.

Other Operating Expenses:

The reduction of \$492,989 is due to decreases of \$149,798 in contractual services, \$82,727 in maintenance contracts on equipment, \$68,046 in security guard service, \$58,575 in hardware software maintenance and licenses, \$44,625 in miscellaneous insurance, \$36,684 in furniture and equipment, \$29,656 in other operating supplies, \$12,001 in office supplies printers copiers and \$10,000 in postage.

Indirect Cost:

The increase of \$410,707 in indirect cost is attributable to a change in the Indirect Cost Study by MAXIMUS Consulting Services, Inc.

EMPLOYEE CAP CHANGES:

The employee cap was reduced by one position.

CITY OF JACKSONVILLE, FLORIDA

PUBLIC WORKS
General Fund GSD

REVENUE AND EXPENDITURES	FY 10 Actual	FY 11 Budget	FY 12 Approved	Change From Prior Year	
				Percent	Dollar
REVENUE					
Intergovernmental Revenue	410,488	297,000	410,488	38.2%	113,488
Charges for Services	5,366,407	6,431,784	6,218,828	-3.3%	-212,956
Miscellaneous Revenue	2,878,633	2,915,539	3,274,167	12.3%	358,628
TOTAL REVENUE	8,655,528	9,644,323	9,903,483	2.7%	259,160
EXPENDITURES					
Salaries	18,787,829	18,294,466	18,190,570	-0.6%	-103,896
Lapse	0	0	-157,518		-157,518
Employer Provided Benefits	6,906,734	6,972,023	7,637,201	9.5%	665,178
Internal Service Charges	6,311,795	5,794,183	5,713,243	-1.4%	-80,940
Other Operating Expenses	45,586,740	47,331,508	48,065,063	1.5%	733,555
Capital Outlay	1,904,846	2,469,553	2,664,355	7.9%	194,802
Supervision Allocation	-507,405	-1,092,410	-640,617	-41.4%	451,793
Banking Fund Debt Repayment	7,296	0	0		0
TOTAL EXPENDITURES	78,997,836	79,769,323	81,472,297	2.1%	1,702,974

AUTHORIZED POSITION CAP	FY 11 Budget	FY 12 Approved	Change
Authorized Positions	466	462	-4
Part-Time Hours	24,355	24,905	550

CITY OF JACKSONVILLE, FLORIDA

PUBLIC WORKS GENERAL FUND - GSD (011)

BACKGROUND:

The Public Works Department consists of the Office of the Director and five Divisions: Engineering and Construction Management, Public Buildings, Real Estate, Right of Way and Grounds Maintenance and Solid Waste.

The Engineering and Construction Management Division's primary responsibility is to plan and design public works projects. The Public Buildings Division provides security, custodial and maintenance and repair services for all public buildings. The Real Estate Division manages the financial aspects of the City's real estate holdings in terms of acquisition, appraisals, disposals, inventories, and usage assessments. The Right of Way and Grounds Maintenance Division plans, builds and maintains streets, highways and drainage facilities and their landscapes. The Division also provides and maintains street lighting, traffic signals, traffic control devices, including railroad crossings, and landscaping at public buildings, streets, parks and other public sites. The general fund operations of the Solid Waste Division comprise the monitoring and collecting of litter and illegal dumping along streets and public right-of-ways.

REVENUES:

Intergovernmental Revenue:

The budgeted amount reflects the agreement with the State of Florida Department of Transportation for mowing, litter removal, edging and tree-trimming on public right-of-ways.

Charges for Services:

The net decrease of \$212,956 is primarily related to a \$201,078 decrease in security guard/alarm service and a \$253,894 reduction in building (internal) rents. These decreases were substantially offset by a \$194,802 increase in the provision for plant renewal and \$48,840 for charges for sidewalk and curb repairs.

Miscellaneous Revenue:

The net increase of \$358,628 is primarily the result of a \$300,117 increase in reimbursement from the Florida Department of Transportation for the maintenance and operation of street lights and traffic signals on the State highway system in Duval County. A \$60,000 budget was established for the sale of recyclables in connection with a paper recycling contract. Offsetting these increases is a decrease of \$9,406 in the level of tenant revenues derived from leases at the Ed Ball Building.

EXPENDITURES:

Salaries:

The net reduction of \$103,896 in salaries is mostly attributable to the change in positions and part-time hours described in the Employee Cap Changes section below. Other contributing factors to the overall decrease included a reduction in the provision for leave sellback of \$78,953, offset by increases in the level of overtime and special pay in the amounts of \$71,000 and \$18,007, respectively.

Lapse:

The lapse represents savings from the redlining of a Deputy Director position.

Employer Provided Benefits:

The net increase of \$665,178 is primarily due to increases in pension contribution costs of \$677,982 and group health insurance premiums of \$157,630. These cost savings were mostly offset by a decrease in the provision for workers compensation charges of \$158,654.

Internal Service Charges:

The net decrease of \$80,940 is primarily reflective of a reduction in information technology costs of \$110,256 and telecommunication costs of \$30,298. These cost savings were partially offset by an increase in mailroom charges of \$44,482 and fleet management costs of \$22,879.

CITY OF JACKSONVILLE, FLORIDA

Other Operating Expenses:

The net increase of \$733,555 is mostly due to an increase in utility costs of \$2,692,977, of which \$2,140,518 is associated with the new County Courthouse Complex. Increases in the allocations of general liability and miscellaneous insurance of \$216,942 also contributed to the overall increase. Partially offsetting these increases were reductions in contractual services of \$1,640,174, operating supplies of \$290,726, miscellaneous services and charges of \$195,392 and repairs and maintenance of \$156,351.

Capital Outlay:

The increase of \$194,802 is attributable to an increase in the provision for plant renewal.

Supervision Allocation:

The adjustment of \$451,793 is mostly attributable to a \$526,680 reduction in the estimates for real estate staff time billed to various capital projects involving the purchase of land, easements and right-of-ways. Offsetting this reduction is a \$78,843 increase in the supervisory allocation for the Solid Waste Division for charges associated with the Office of the Chief.

EMPLOYEE CAP CHANGES:

A net reduction of four (4) positions is reflected in the FY 12 budget. Eighteen (18) positions were eliminated and thirteen (13) positions were created in connection with the new County Courthouse Complex. In addition, a Grant Project Administrator position, which receives 100 percent of its funding from grant sources, was authorized.

The increase in the number of part-time hours by 550 is due to the anticipated hiring of one (1) part-time Engineer for the Office of the Director to work various special projects.

CITY OF JACKSONVILLE, FLORIDA

RECREATION & COMMUNITY SERVICES

General Fund GSD

REVENUE AND EXPENDITURES	FY 10 Actual	FY 11 Budget	FY 12 Approved	Change From Prior Year Percent	Dollar
REVENUE					
Charges for Services	202,922	284,562	623,505	119.1%	338,943
Miscellaneous Revenue	1,026,728	1,371,605	994,792	-27.5%	-376,813
TOTAL REVENUE	1,229,650	1,656,167	1,618,297	-2.3%	-37,870
EXPENDITURES					
Salaries	10,878,095	10,855,165	9,637,739	-11.2%	-1,217,426
Employer Provided Benefits	3,117,288	2,853,346	2,734,035	-4.2%	-119,311
Internal Service Charges	2,951,488	2,221,704	2,084,969	-6.2%	-136,735
Other Operating Expenses	25,276,915	25,362,845	13,122,387	-48.3%	-12,240,458
Capital Outlay	0	5	6	20.0%	1
Grants, Aids & Contributions	5,488,667	8,472,324	2,999,254	-64.6%	-5,473,070
Banking Fund Debt Repayment	6,220	0	0		0
TOTAL EXPENDITURES	47,718,673	49,765,389	30,578,390	-38.6%	-19,186,999

AUTHORIZED POSITION CAP	FY 11 Budget	FY 12 Approved	Change
Authorized Positions	213	194	-19
Part-Time Hours	233,539	231,199	-2,340

CITY OF JACKSONVILLE, FLORIDA

RECREATION & COMMUNITY SERVICES GENERAL FUND (011)

BACKGROUND:

The Department of Recreation & Community Services is comprised of six divisions. The six divisions are Adult Services, Behavioral and Human Services, Office of the Director, Recreation and Community Programming, Waterfront Management, and Military Affairs, Veteran and Disabled Services.

The Office of the Director includes the Office of the Education Commissioner, Cooperative Extension Office, Grant Compliance, JaxParks Community Relations Office, the Office of Special Events, the Park Planning and Development Office, and the Ritz Theatre.

The Recreation and Community Services Department is responsible for providing many human and social services to the City of Jacksonville, including but not limited to being responsible for city parks, preserves, entertainment venues, pools, marinas, waterfront facilities, and programs targeted specifically toward seniors, victims of crimes, veterans, and the disabled.

REVENUES:

Charges for Services:

The net increase of \$338,943 is primarily due to a rise of \$245,500 in summer camps, \$70,000 in ticket sales and \$24,443 in organized event charges.

Miscellaneous Revenue:

The net decrease of \$376,813 is mainly due to reductions of \$314,372 in miscellaneous sales and charges, \$20,000 in welfare reimbursement, \$15,000 in reimbursement for victim services and \$13,600 in rental of city facilities, including the Ritz Theater and city-owned golf courses.

EXPENDITURES:

Salaries:

The decrease of \$1,217,426 is mainly due to a reduction of \$1,118,874 in permanent salaries through a reduction in workforce. Additionally, there is a reduction of \$59,397 in part-time salary dollars and \$43,507 in overtime salary dollars.

Employer Provided Benefits:

The decrease of \$119,311 is primarily due to reductions of \$116,986 in health insurance, \$75,266 in workers' compensation, \$19,066 in Medicare taxes and \$11,517 in life insurance. These reductions were somewhat offset by increases of \$84,151 in pension costs, \$13,104 in defined contribution pension costs and \$12,326 in payroll taxes.

Internal Service Charges:

The decrease of \$136,735 is primarily due to reductions of \$220,757 in telecommunications and \$20,634 in ITD computer service charges. These decreases were somewhat offset by an increase of \$77,541 in copy center and \$23,040 in wireless communication.

Other Operating Expenses:

The decrease of \$12,240,458 is primarily the result of moving expenditures of \$8,893,704 in inpatient Medicaid costs, \$1,441,647 in nursing home Medicaid costs and \$1,282,500 in contractual services for the Jacksonville Zoo to non-departmental expenditures. Additionally, there is a decrease of \$205,265 in guard service, \$119,876 in miscellaneous services and charges, \$106,765 in printing and binding commercial and \$88,703 in repairs and maintenance. These reductions were partially offset by an increase of \$98,922 in plant renewal charges.

CITY OF JACKSONVILLE, FLORIDA

Grants, Aids and Contributions:

The decrease of \$5,473,070 is mainly due to moving expenditures of \$5,418,934 for Public Service Grants and the Cultural Council to non-departmental expenditures. This reduction is slightly offset by an increase of \$7,331 to the Jacksonville Senior Services Program.

EMPLOYEE CAP CHANGES:

Authorized positions decreased by nineteen (19) positions.

CITY OF JACKSONVILLE, FLORIDA

STATE ATTORNEY
General Fund GSD

REVENUE AND EXPENDITURES	FY 10 Actual	FY 11 Budget	FY 12 Approved	Change From Prior Year	
				Percent	Dollar
EXPENDITURES					
Internal Service Charges	355,052	185,342	176,011	-5.0%	-9,331
Other Operating Expenses	3,470	3,000	3,000	0.0%	0
Capital Outlay	0	1	1	0.0%	0
TOTAL EXPENDITURES	358,522	188,343	179,012	-5.0%	-9,331

AUTHORIZED POSITION CAP	FY 11 Budget	FY 12 Approved	Change
Authorized Positions			
Part-Time Hours			

CITY OF JACKSONVILLE, FLORIDA

STATE ATTORNEY GENERAL FUND (011)

BACKGROUND:

Chapter 27.34 of the Florida Statutes requires the City of Jacksonville to provide the State Attorney with office space, utilities, telephone services, custodial services, library services, transportation services and communication services as may be necessary for the proper and efficient functioning of their offices.

EXPENDITURES:

Internal Service Charges:

The net decrease of \$9,331 is mainly attributable to decreases of \$76,021 in ITD data center services and \$14,197 in telecommunication charges. This is offset somewhat with an increase of \$68,924 in offsite storage, \$11,401 in wireless communication charges and \$632 in Radio charges.

EMPLOYEE CAP CHANGES:

There are no City funded positions.

CITY OF JACKSONVILLE, FLORIDA

SUPERVISOR OF ELECTIONS
General Fund GSD

REVENUE AND EXPENDITURES	FY 10 Actual	FY 11 Budget	FY 12 Approved	Change From Prior Year Percent	Dollar
REVENUE					
Miscellaneous Revenue	23,698	10,000	11,000	10.0%	1,000
TOTAL REVENUE	23,698	10,000	11,000	10.0%	1,000
EXPENDITURES					
Salaries	2,376,775	4,285,400	3,220,598	-24.8%	-1,064,802
Employer Provided Benefits	545,846	516,647	540,120	4.5%	23,473
Internal Service Charges	318,381	376,771	312,175	-17.1%	-64,596
Other Operating Expenses	1,914,164	3,204,522	2,447,119	-23.6%	-757,403
Capital Outlay	0	1	1	0.0%	0
Banking Fund Debt Repayment	839,696	1,110,575	637,807	-42.6%	-472,768
TOTAL EXPENDITURES	5,994,862	9,493,916	7,157,820	-24.6%	-2,336,096

AUTHORIZED POSITION CAP	FY 11 Budget	FY 12 Approved	Change
Authorized Positions	34	35	1
Part-Time Hours	76,925	56,294	-20,631

CITY OF JACKSONVILLE, FLORIDA

SUPERVISOR OF ELECTIONS GENERAL FUND (011)

BACKGROUND:

The Supervisor of Elections Office registers all voters in Duval County, educates voters with State and local laws and how to vote, staffs early voting sites prior to an election, staffs call center prior to an election, processes absentee ballots prior to an election and conducts State and local elections of Duval County in accordance with the elections laws of Florida.

REVENUES:

Miscellaneous Revenue:

The increase of \$1,000 is attributable to candidate filing fees and petitions.

EXPENDITURES:

Salaries:

The net decrease of \$1,064,802 is mainly due to reductions in part-time salaries of \$760,925 and overtime of \$337,990 due to the number of elections dropping from three (3) to two (2). This is offset somewhat with increases of one (1) position.

Employer Provided Benefits:

The net increase of \$23,473 is primarily attributable to higher pension contribution costs of \$61,912 and group health insurance of \$20,776. This is offset somewhat with decreases in medicare tax of \$34,787, workers' compensation of \$11,035, State pension contribution of \$9,805, group life insurance of \$1,871 and FICA taxes of \$1,806.

Internal Service Charges:

The net decrease of \$64,596 is mainly the result of a decline in telecommunication charges of \$81,167. This is offset somewhat with an increase of \$23,056 in copy center charges.

Other Operating Expenses:

The net decrease of \$757,403 is the result of going from three (3) to two (2) elections (presidential preference and primary). The major decreases are in miscellaneous services and charges of \$377,489, office supplies of \$309,800, postage of \$114,957, rent of \$27,000, advertising and promotion of \$26,565 and travel of \$1,600. This is offset somewhat with increases in repairs and maintenance of \$65,931, rentals (land and buildings) of \$25,977, printing of \$9,226.

Banking Fund Debt Repayment:

The decrease of \$472,768 is for lower banking fund debt.

EMPLOYEE CAP CHANGES:

The cap increased by one (1) position. There was a decrease in part-time hours of 20,631 for elections work.

CITY OF JACKSONVILLE, FLORIDA

MOSQUITO CONTROL - STATE 1

SUBFUND -- 012

	FY 10 Actual	FY 11 Budget	FY 12 Approved	Change From Prior Year	
				Percent	Dollar
REVENUE					
ENVIRONMENTAL & COMPLIANCE					
Intergovernmental Revenue	37,683	16,910	10,000	-40.9%	-6,910
Miscellaneous Revenue	148	22,000	17,690	-19.6%	-4,310
Transfers from Fund Balance	30,745	0	0		0
	68,576	38,910	27,690	-28.8%	-11,220
JACKSONVILLE CITYWIDE ACTIVITIES					
Miscellaneous Revenue	17,843	4,422	11,320	156.0%	6,898
Transfers from Fund Balance	292,096	44,025	249,998	467.9%	205,973
	309,939	48,447	261,318	439.4%	212,871
TOTAL REVENUE	378,514	87,357	289,008	230.8%	201,651
EXPENDITURES					
ENVIRONMENTAL & COMPLIANCE					
Salaries	0	20,800	20,800	0.0%	0
Employer Provided Benefits	360	1,359	1,178	-13.3%	-181
Internal Service Charges	0	0	500		500
Other Operating Expenses	7,784	45,198	247,527	447.7%	202,329
Capital Outlay	254,594	20,000	19,003	-5.0%	-997
	262,738	87,357	289,008	230.8%	201,651
TOTAL EXPENDITURES	262,738	87,357	289,008	230.8%	201,651

AUTHORIZED POSITION CAP

	FY 11 Budget	FY 12 Approved	Change
--	-----------------	-------------------	--------

Authorized Positions
Part-Time Hours

2,080	2,080
-------	-------

CITY OF JACKSONVILLE, FLORIDA

MOSQUITO CONTROL STATE 1 (012)

BACKGROUND:

Subfund 012 is mandated by Florida Statute 388.261 to administer mosquito control activities within the county. The Mayor's recommended budget for the Mosquito Control Division in FY 12 will continue to support efforts to control the population of mosquitoes and help reduce mosquito borne illnesses in Duval County.

REVENUES:

Intergovernmental Revenue:

The reduction of \$6,910 is due to reduced state funds for this activity.

Miscellaneous Revenue:

The decrease of \$4,310 in Environmental and Compliance is due to a reduction in miscellaneous sales and charges.

The increase of \$6,898 in Jacksonville Citywide Activities is due to higher investment pool earnings.

Transfers from Fund Balance:

The increased transfer of \$205,973 is due to an increased contribution from fund balance.

EXPENDITURES:

Other Operating Expenses:

The increase of \$202,329 is mainly due to an increase of \$141,032 in other operating supplies, an increase of \$49,750 in repairs and maintenance and an increase of \$6,120 in dues subscriptions and memberships.

EMPLOYEE CAP CHANGES:

There are no changes to the employee cap.

CITY OF JACKSONVILLE, FLORIDA

PROPERTY APPRAISER

SUBFUND -- 015

	FY 10 Actual	FY 11 Budget	FY 12 Approved	Change From Prior Year	
				Percent	Dollar
REVENUE					
JACKSONVILLE CITYWIDE ACTIVITIES					
Charges for Services	341,157	322,018	306,811	-4.7%	-15,207
Miscellaneous Revenue	114,394	39,786	16,469	-58.6%	-23,317
Transfers from Fund Balance	550,000	0	200,823		200,823
	1,005,551	361,804	524,103	44.9%	162,299
TRANSFERS-NON DEPARTMENTAL					
Transfers From Other Funds	8,496,946	8,414,084	8,307,635	-1.3%	-106,449
	8,496,946	8,414,084	8,307,635	-1.3%	-106,449
TOTAL REVENUE	9,502,497	8,775,888	8,831,738	0.6%	55,850
EXPENDITURES					
PROPERTY APPRAISER					
Salaries	5,549,601	5,486,593	5,373,146	-2.1%	-113,447
Lapse	0	0	-10,836		-10,836
Employer Provided Benefits	1,760,167	1,725,356	1,915,815	11.0%	190,459
Internal Service Charges	1,147,750	810,045	797,829	-1.5%	-12,216
Other Operating Expenses	740,739	753,821	755,783	0.3%	1,962
Capital Outlay	70,540	1	1	0.0%	0
Banking Fund Debt Repayment	4,779	72	0	-100.0%	-72
	9,273,576	8,775,888	8,831,738	0.6%	55,850
TOTAL EXPENDITURES	9,273,576	8,775,888	8,831,738	0.6%	55,850

AUTHORIZED POSITION CAP

	FY 11 Budget	FY 12 Approved	Change
Authorized Positions	128	122	-6
Part-Time Hours	4,160	4,160	

CITY OF JACKSONVILLE, FLORIDA

PROPERTY APPRAISER (015)

BACKGROUND:

The Property Appraiser is a constitutional officer within the consolidated City of Jacksonville. As established in Article 10 of the Jacksonville Charter, the Property Appraiser is responsible for assessing all real and personal property in Duval County. The Property Appraiser's Office is governed by the Florida Statutes and the Jacksonville Municipal Code. Pursuant to Section 193.1142 of the Florida Statutes, the Department of Revenue is responsible for reviewing and approving the Property Appraiser's assessment roll on a yearly basis. However, funding for the Property Appraiser's Office is mainly through a General Fund Contribution.

The Property Appraiser's Office is divided into seven departments, which include Residential, Commercial, Land Records, Personal Records, Field Operations, Administration and Records Management.

REVENUES:

Charges for Services:

The decrease of \$15,207 is attributable to a decrease in fees from the Florida Inland Navigation District and the St. Johns River Water Management District.

Miscellaneous Revenue:

The decrease of \$23,317 is attributable to a decrease in investment earnings.

Transfers from Fund Balance:

The increase of \$200,823 is to appropriate excess funds not needed in the subfund.

Transfers from Other Funds:

The decrease of \$106,449 from the general fund is due to a decrease in expenses.

EXPENDITURES:

Salaries:

The decrease of \$113,447 is mainly due to a decrease of \$127,897 for six (6) positions. This is offset somewhat with an increase in special pay of \$14,450.

Lapse:

The lapse represents savings from personnel reductions.

Employer Provided Benefits:

The net increase of \$190,459 is primarily attributable to higher pension contribution costs of \$173,260 and group health insurance of \$43,293. This offset somewhat with a decrease of six (6) positions.

Internal Service Charges:

The net decrease of \$12,216 is mainly due to a decrease in ITD charges of \$90,660. This is offset somewhat with increases in legal expenses of \$30,000, fleet of \$16,281, copier consolidation of \$15,105, telecommunication charges of \$12,106 and wireless communication of \$5,920.

Other Operating Expenses:

The net increase of \$1,962 is mainly attributed to an increase in repairs and maintenance of \$13,489. This is offset somewhat with decreases in printing of \$5,100, operating supplies of \$3,433, postage of \$2,010 and professional services of \$800.

CITY OF JACKSONVILLE, FLORIDA

EMPLOYEE CAP CHANGES:

The cap decreased by six (6) positions.

CITY OF JACKSONVILLE, FLORIDA

CLERK OF THE COURT

SUBFUND -- 016

	FY 10 Actual	FY 11 Budget	FY 12 Approved	Change From Prior Year	
				Percent	Dollar
REVENUE					
CLERK OF THE COURT					
Charges for Services	2,547,394	2,740,822	2,834,362	3.4%	93,540
Miscellaneous Revenue	2,636	8,357	1,265	-84.9%	-7,092
	2,550,031	2,749,179	2,835,627	3.1%	86,448
JACKSONVILLE CITYWIDE ACTIVITIES					
Miscellaneous Revenue	-35,552	0	0		0
	-35,552	0	0		0
TRANSFERS-NON DEPARTMENTAL					
Transfers From Other Funds	1,063,700	819,954	607,260	-25.9%	-212,694
	1,063,700	819,954	607,260	-25.9%	-212,694
TOTAL REVENUE	3,578,178	3,569,133	3,442,887	-3.5%	-126,246
EXPENDITURES					
CLERK OF THE COURT					
Salaries	1,121,626	1,066,628	1,017,594	-4.6%	-49,034
Employer Provided Benefits	419,860	372,001	402,626	8.2%	30,625
Internal Service Charges	979,666	739,764	611,687	-17.3%	-128,077
Other Operating Expenses	413,852	444,643	480,988	8.2%	36,345
Capital Outlay	0	1	1	0.0%	0
Supervision Allocation	211,319	191,689	177,208	-7.6%	-14,481
Indirect Cost	773,171	754,407	752,783	-0.2%	-1,624
	3,919,494	3,569,133	3,442,887	-3.5%	-126,246
TOTAL EXPENDITURES	3,919,494	3,569,133	3,442,887	-3.5%	-126,246
AUTHORIZED POSITION CAP					
		FY 11 Budget	FY 12 Approved	Change	
Authorized Positions		35	35		
Part-Time Hours					

CITY OF JACKSONVILLE, FLORIDA

CLERK OF THE COURT (016)

BACKGROUND:

Pursuant to Article 5 of the of the Florida Constitution and Section 28 of the Florida Statutes, the Clerk of the Circuit Court is the official recorder of all instruments that may, by law, be recorded in the county. Examples of these instruments included deeds, marriage licenses, documentary stamps, etc. A fee of \$10 for the first page and \$8.50 for each additional page is charged each time a document is recorded with the Clerk of the Court.

The County side of the Clerk (S/F 016) receives \$5.00 for the first page and \$4.00 for each additional page. The rest of the fee goes into various other accounts.

REVENUES:

Charges for Services:

The net increase of \$93,540 is primarily the result of increases in recording fees, documentary stamps, marriage licenses and copy charges. This is offset somewhat with a decrease in applications for tax deeds.

Miscellaneous Revenue

The decrease of \$7,092 is the result of a decrease for Court Cost Compliance.

Transfers from Other Funds

The decrease of \$212,694 from the General Fund is due to a decrease in expenses and an increase in revenues.

EXPENDITURES:

Salaries:

The net decrease of \$49,034 is mainly attributable to unfunding two (2) positions.

Employer Provided Benefits:

The net increase of \$30,625 is mainly attributable to higher pension contribution costs of \$36,729. This is offset somewhat with decreases in group health insurance of \$2,536, group life insurance of \$1,245, workers' compensation of \$1,052 and medicare tax of \$832.

Internal Service Charges:

The net decrease of \$128,077 is primarily attributable to decreases in ITD charges of \$528,976, telecommunication charges of \$83,895, mailroom charges of \$32,305 and legal \$18,783. This is offset mostly with an increase in offsite storage of \$535,882.

Other Operating Expenses:

The net increase of \$36,345 is mainly attributable to increases in postage of \$39,403, rentals (land and buildings) of \$6,294, lease purchase of \$5,712 and term lease with option of \$3,318. This is offset somewhat with a decrease in office supplies of \$19,148.

Supervision Allocation:

The decrease of \$14,481 is a reduction of the Clerks' State Administrative Allocation.

EMPLOYEE CAP CHANGES:

There are no changes in the number of authorized positions.

CITY OF JACKSONVILLE, FLORIDA

TAX COLLECTOR

SUBFUND -- 017

	FY 10 Actual	FY 11 Budget	FY 12 Approved	Change From Prior Year	
				Percent	Dollar
REVENUE					
JACKSONVILLE CITYWIDE ACTIVITIES					
Miscellaneous Revenue	299,784	104,180	64,258	-38.3%	-39,922
Transfers from Fund Balance	1,689,665	0	391,849		391,849
	<u>1,989,449</u>	<u>104,180</u>	<u>456,107</u>	<u>337.8%</u>	<u>351,927</u>
TAX COLLECTOR					
Charges for Services	9,537,345	10,466,971	10,370,177	-0.9%	-96,794
Miscellaneous Revenue	18,101	18,000	23,500	30.6%	5,500
Transfers from Fund Balance	1,779,480	0	0		0
	<u>11,334,927</u>	<u>10,484,971</u>	<u>10,393,677</u>	<u>-0.9%</u>	<u>-91,294</u>
TRANSFERS-NON DEPARTMENTAL					
Transfers From Other Funds	3,558,227	4,174,115	3,748,420	-10.2%	-425,695
	<u>3,558,227</u>	<u>4,174,115</u>	<u>3,748,420</u>	<u>-10.2%</u>	<u>-425,695</u>
TOTAL REVENUE	16,882,602	14,763,266	14,598,204	-1.1%	-165,062
EXPENDITURES					
JACKSONVILLE CITYWIDE ACTIVITIES					
Lapse	0	-335,185	-303,947	-9.3%	31,238
Contingencies	0	15,000	0	-100.0%	-15,000
	<u>0</u>	<u>-320,185</u>	<u>-303,947</u>	<u>-5.1%</u>	<u>16,238</u>
TAX COLLECTOR					
Salaries	8,291,786	8,727,680	8,633,031	-1.1%	-94,649
Employer Provided Benefits	2,730,107	2,724,880	3,003,129	10.2%	278,249
Internal Service Charges	1,183,690	1,338,722	1,208,104	-9.8%	-130,618
Other Operating Expenses	2,269,282	2,236,592	2,057,884	-8.0%	-178,708
Capital Outlay	46,594	2	3	50.0%	1
Banking Fund Debt Repayment	239,271	55,575	0	-100.0%	-55,575
	<u>14,760,729</u>	<u>15,083,451</u>	<u>14,902,151</u>	<u>-1.2%</u>	<u>-181,300</u>
TOTAL EXPENDITURES	14,760,729	14,763,266	14,598,204	-1.1%	-165,062
AUTHORIZED POSITION CAP					
		FY 11 Budget	FY 12 Approved	Change	
Authorized Positions		244	235	-9	
Part-Time Hours		59,340	60,640	1,300	

CITY OF JACKSONVILLE, FLORIDA

TAX COLLECTOR (017)

BACKGROUND:

The Tax Collector's budget includes funding for the branches, current and delinquent taxes, and supervision and general collection.

REVENUES:

Charges for Services:

The net decrease of \$96,794 is mainly attributed to decreases in St. Johns River Water Management collection fees of \$115,000 and tag registration of \$ 50,000. This is offset somewhat with increase in reimbursement of the Tax Collector from Solid Waste and Stormwater of \$43,625, auto tag mailing o \$10,000, fast title of \$5,000, delinquent tax sales collection fees of \$5,000 and tax redemption fees tangible registration of \$4,000.

Miscellaneous Revenue:

The decrease of \$39,922 in Citywide Activities is due to lower investment earnings.

The increase of \$5,500 in the Tax Collector is attributable to miscellaneous sales and charges.

Transfer from Fund Balance:

The increase of \$391,849 is to appropriate excess funds not needed in the subfund.

Transfers from Other Funds:

The decrease of \$425,695 from the General Fund is due to decreases in budgeted expenses.

EXPENDITURES:

Salaries:

The net decrease of \$94,649 is mainly due to a decrease of nine (9) positions. This is offset somewhat with increases in part-time salaries of \$13,000 and special pay of \$22,570.

Lapse:

The lapse of \$31,238 represents savings from personnel reductions.

Employer Provided Benefits:

The net increase of \$278,249 is mainly attributable to higher pension contribution costs of \$255,563 and group health insurance of \$48,170. This is offset somewhat with decreases of nine (9) positions.

Internal Service Charges:

The net decrease of \$130,618 is mostly due to a decrease in telecommunication charges of \$129,209.

Other Operating Expenses:

The net decrease of \$178,708 is mainly attributable to decreases in advertising and promotion of \$ 40,000, miscellaneous services and charges of \$40,000, repairs and maintenance of \$38,988, office supplies of \$35,000 and. rentals (land and buildings) of \$27,504.

Banking Fund Debt Repayment:

The decrease of \$55,575 is for lower banking fund debt.

Contingencies:

The decrease of \$15,000 is attributed to a travel contingency imposed in FY11.

CITY OF JACKSONVILLE, FLORIDA

EMPLOYEE CAP CHANGES:

The cap decreased by nine (9) positions and 1,300 in part-time hours.

CITY OF JACKSONVILLE, FLORIDA

EMERGENCY CONTINGENCY

SUBFUND -- 018

	FY 10 Actual	FY 11 Budget	FY 12 Approved	Change From Prior Year	
				Percent	Dollar
REVENUE					
JACKSONVILLE CITYWIDE ACTIVITIES					
Miscellaneous Revenue	4,018,274	1,736,165	1,521,456	-12.4%	-214,709
Transfers from Fund Balance	41,602,251	42,626,660	46,050,295	8.0%	3,423,635
	<u>45,620,525</u>	<u>44,362,825</u>	<u>47,571,751</u>	7.2%	3,208,926
TOTAL REVENUE	45,620,525	44,362,825	47,571,751	7.2%	3,208,926
EXPENDITURES					
JACKSONVILLE CITYWIDE ACTIVITIES					
Cash Carryover	0	44,362,825	47,571,751	7.2%	3,208,926
	<u>0</u>	<u>44,362,825</u>	<u>47,571,751</u>	7.2%	3,208,926
TRANSFERS-NON DEPARTMENTAL					
Transfers to Other Funds	3,210,274	0	0		0
	<u>3,210,274</u>	<u>0</u>	<u>0</u>		<u>0</u>
TOTAL EXPENDITURES	3,210,274	44,362,825	47,571,751	7.2%	3,208,926
AUTHORIZED POSITION CAP					
		FY 11 Budget	FY 12 Approved	Change	

Authorized Positions
Part-Time Hours

CITY OF JACKSONVILLE, FLORIDA

EMERGENCY CONTINGENCY (018)

BACKGROUND:

This fund is the General Fund's Emergency Contingency, which was moved to a separate fund as part of the FY 06 and FY 07 budget ordinances. The goal for this fund is to provide between five and seven percent (25.5 days average cash flow) of the total General Fund budgeted expenditures. This fund is shown in the budget at its total all years anticipated balance.

REVENUES:

Miscellaneous Revenue:

The budgeted amount represents anticipated interest earnings. Interest earnings for FY 12 are expected to decrease due to lower investment returns.

Transfers from Fund Balance:

The FY12 budget amount reflects the estimated FY 11 ending cash balance for this fund.

EXPENDITURES:

Cash Carryover:

This amount is the estimated FY 12 ending cash balance including interest income.

EMPLOYEE CAP CHANGES:

There are no positions in this subfund.

CITY OF JACKSONVILLE, FLORIDA

PUBLIC SAFETY INITIATIVE

SUBFUND -- 019

	FY 10 Actual	FY 11 Budget	FY 12 Approved	Change From Prior Year	
				Percent	Dollar
REVENUE					
TRANSFERS-NON DEPARTMENTAL					
Transfers From Other Funds	6,274,013	10,083,162	9,588,862	-4.9%	-494,300
	6,274,013	10,083,162	9,588,862	-4.9%	-494,300
TOTAL REVENUE	6,274,013	10,083,162	9,588,862	-4.9%	-494,300
EXPENDITURES					
HOUSING					
Grants, Aids & Contributions	689,120	500,000	493,980	-1.2%	-6,020
	689,120	500,000	493,980	-1.2%	-6,020
JACKSONVILLE CHILDREN'S COMMISSION					
Internal Service Charges	0	1	1	0.0%	0
Grants, Aids & Contributions	5,974,008	5,636,866	6,325,986	12.2%	689,120
	5,974,008	5,636,867	6,325,987	12.2%	689,120
JACKSONVILLE CITYWIDE ACTIVITIES					
Contingencies	0	800,000	0	-100.0%	-800,000
	0	800,000	0	-100.0%	-800,000
CENTRAL OPERATIONS					
Salaries	208,707	205,687	205,671	0.0%	-16
Employer Provided Benefits	15,978	2,982	2,998	0.5%	16
Internal Service Charges	142	551	551	0.0%	0
	224,827	209,220	209,220	0.0%	0
RECREATION & COMMUNITY SERVICES					
Salaries	195,419	0	0		0
Employer Provided Benefits	9,959	0	0		0
Internal Service Charges	4,719	0	0		0
Other Operating Expenses	20,499	250,000	0	-100.0%	-250,000
Grants, Aids & Contributions	524,889	1,634,600	1,670,439	2.2%	35,839
	755,483	1,884,600	1,670,439	-11.4%	-214,161
OFFICE OF THE SHERIFF					
Salaries	-1,331	258,287	282,049	9.2%	23,762
Employer Provided Benefits	-96	73,908	92,981	25.8%	19,073
Other Operating Expenses	49,449	720,279	514,205	-28.6%	-206,074
Capital Outlay	11,381	1	1	0.0%	0
	59,403	1,052,475	889,236	-15.5%	-163,239
TOTAL EXPENDITURES	7,702,841	10,083,162	9,588,862	-4.9%	-494,300

AUTHORIZED POSITION CAP

	FY 11 Budget	FY 12 Approved	Change
Authorized Positions	9	10	1
Part-Time Hours	30,000	30,000	

2011-2012 ANNUAL BUDGET

CITY OF JACKSONVILLE, FLORIDA

PUBLIC SAFETY INITIATIVE (019)

BACKGROUND:

This subfund was established as part of the FY 09 budget ordinance (Ord No. 2008-555-E) to account for the non-enforcement activities of the "Jacksonville Journey". The *Journey* provides funding for expanded early literacy programs, supervised after-school guidance and recreational programs and expanded activities during the summer. It also dedicates funding to expand existing juvenile crime prevention and intervention programs and ex-offender programs help individuals make the transition to becoming productive citizens.

REVENUES:

Transfers From Other Funds:

This is the amount of the transfer from the General Fund (011) to fund the Jacksonville Journey Oversight Committee approved programs.

EXPENDITURES:

In addition to the subfund 019 financial page, there is a chart that delineates the funding in FY 11 and FY 12 for each program of the Public Safety Initiative (Jacksonville Journey).

Housing:

Local Initiatives Support Corporation (LISC)

- FY 12 funding was reduced slightly.

Jacksonville Children's Commission:

Early Literacy

- FY 12 funding will remain flat.

Summer Camps

- FY 12 funding will remain flat.

Team-Up Programs

- The overall funding for the project was reduced by \$560,880. The net increase in this fund reflects making up for the loss of \$1.25 million of grant funding.

Out of School Suspension

- FY 12 funding will remain flat.

Jacksonville Citywide Activities:

Jax Commitment Scholarship Program

- The funding for this program was placed in a Council contingency as part of the FY 11 budget process. In FY 12 this program is not funded.

Central Operations:

Summer Jobs Program

- This activity houses the 30,000 part-time hours. FY 12 funding will remain flat.

CITY OF JACKSONVILLE, FLORIDA

Recreation & Community Services:

All programs will be performed by private entities. This accounts for the elimination of expenses in both the personnel and operating areas.

Juvenile Crime Prevention & Intervention

- FY 12 funding will remain flat.

Ex-Offender Employment Program

- The FY 12 budget for these programs has been decreased by \$34,961.

Ex-Offender Training/Re-entry

- The FY 12 budget for these programs has been decreased by \$79,200.

After School Recreation League

Family Foundations

- These programs will not be continued in FY 12 and \$350,000 of funding has been removed.

Gang Intervention

- This program is funded at \$250,000 and replaces the After School Recreation Leagues run by the Recreation and Community Services Department. The revised program was competitively bid in an RFP process and was awarded to Gateway Community Services.

Officer of the Sheriff:

Juvenile Assessment Center

- The decrease of \$63,239 is the net of a \$40,517 increase in the cost of security offset by the use of prior year funding of \$103,756.

Ex-Offender Re-Entry Portal

- This activity includes the ten authorized positions. The funding for the program was reduced by \$100,000.

EMPLOYEE CAP CHANGES:

The increase is due to the addition of a position in the Ex-Offender Re-entry Portal program during the current fiscal year.

CITY OF JACKSONVILLE, FLORIDA

Jacksonville Journey Oversight Committee
 Public Safety Initiative (Jacksonville Journey)
 FY 2011-2012 Budget

Program Description	FY 10-11 Approved by Council		FY 11 - 12 Approved by Council	
	General Fund Contribution	Grant / Other	General Fund Contribution	Grant / Other
Local Initiatives Support Corporation	\$ 500,000		\$ 493,980	
Early Literacy	\$ 2,000,000		\$ 2,000,000	
Summer Camps	\$ 1,081,400		\$ 1,081,400	
Out of School Suspension	\$ 1,067,423		\$ 1,067,423	
Team-Up Programs	\$ 1,488,044	\$ 1,250,000	\$ 2,177,164	
Summer Jobs Program	\$ 209,220		\$ 209,220	
Ex-Offender Employment Programs	\$ 475,000		\$ 440,039	
Gang Intervention	\$ -		\$ 250,000	
Juvenile Crime Prevention & Intervention	\$ 321,600		\$ 321,600	
Jax Commitment Scholarship Program	\$ 800,000		\$ -	
Family Foundations	\$ 100,000		\$ -	
After School Recreation Leagues	\$ 250,000		\$ -	
Ex-Offender Training/Re-entry	\$ 738,000		\$ 658,800	
Juvenile Assessment Center	\$ 352,475		\$ 289,236	
Ex-Offender RE-entry Portal (JREC)	\$ 700,000		\$ 600,000	
	\$ 10,083,162	\$ 1,250,000	\$ 9,588,862	\$ -

FY11 Approved Funding (all sources): \$ 11,333,162

FY12 Proposed Funding (all sources): \$ 9,588,862

CITY OF JACKSONVILLE, FLORIDA

SPECIAL REVENUE FUNDS

Table of Contents

Debt Service Fund

- 111 Debt Service Fund

Children's Commission

- 191 Children's Commission

City Council

- 132 Tourist Development Council

Courts

- 15B Duval County Law Library
- 15L Juvenile Drug Court
- 15Q Court Innovations-Judicial Support
- 15T Court Cost Courthouse Trust
- 15U Recording Fees Technology
- 15V Teen Court Programs Trust

Environmental and Compliance

- 121 Air Pollution Tag Fee
- 127 Air Pollution EPA
- 128 Ambient Air Monitoring
- 154 Hazardous Waste Program
- 15D Training and Cruelty Prevention
- 15G Veterinary Services
- 1H2 Animal Care and Control Programs
- 1HK Adult Arcade Inspection

Fire and Rescue

- 159 Building Inspection

Housing

- 1A1 Community Development

Jacksonville Citywide Activities

- 142 Local Option ½ Cent Trans.
- 181 Northside TID
- 182 Southside TID
- 184 Jacksonville Beach TID
- 185 JIA Area TID – Redevelopment
- 186 Soutel/Moncrief TID
- 1F4 Beach Erosion – Local

Planning and Development

- 112 Concurrency Management
- 159 Building Inspection

Public Defender

- 15U Recording Fees Technology

Public Library

- 15W Library Conference Facility Trust

Public Works

- 141 Streets & Hwys 5-yr Road Program
- 143 Local Option Gas Tax
- 15F Tree Protection Fund
- 15T Court Cost Courthouse Trust
- 1D1 Huguenot Park
- 1D2 Kathryn A Hanna Park

Recreation and Community Services

- 157 Alcoholic Rehab Program
- 15R Legal Aid
- 1D1 Huguenot Park
- 1D2 Kathryn A Hanna Park
- 1D8 Florida Boater Improv Program
- 1DA Cecil Field Commerce Center
- 1HA Driver Education Safety Trust

Sheriff

- 171 911 Emergency User Fee

State Attorney

- 15T Court Cost Courthouse Trust
- 15U Recording Fees Technology

CITY OF JACKSONVILLE, FLORIDA

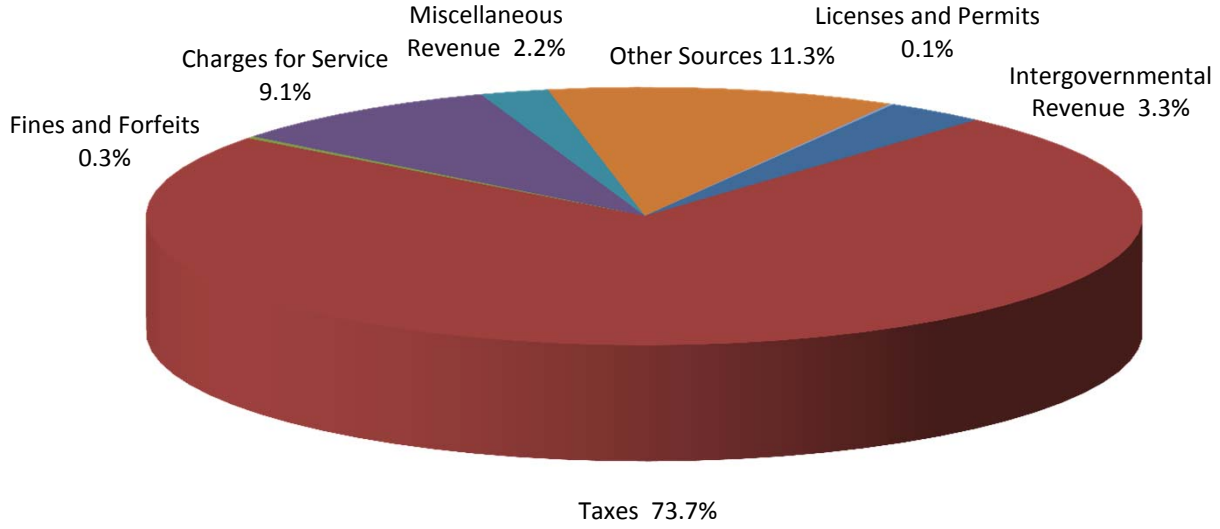
SPECIAL REVENUE FUNDS Summary of Subfunds

S/F	Description	Personnel Expenses	Operating Expenses	Capital Outlay	Debt Service	Grants and Aids	Other Uses	FY 12 Budgeted
112	Concurrency Management	281,123	168,389	1			337,467	786,980
121	Air Pollution Tag Fee	482,936	51,721	49,126			45,227	629,010
127	Air Pollution EPA	803,732	103,197	3,980			49,758	960,667
128	Ambient Air Monitoring		13,604				7,697	21,301
132	Tourist Development Council	77,759	6,001,083					6,078,842
141	Streets & Hwys 5-yr Road Program			493,225		7,019,546		7,512,771
142	Local Option 1/2 Cent Trans.					68,628,508		68,628,508
143	Local Option Gas Tax					29,051,991		29,051,991
154	Hazardous Waste Program	221,118	83,510				161,190	465,818
157	Alcoholic Rehab Program					513,661		513,661
159	Building Inspection	5,643,135	1,273,335	2	770,474		769,549	8,456,495
15B	Duval County Law Library	174,933	20,469	110,120			10,056	315,578
15D	Animal Care & Control		4,500					4,500
15F	Tree Protection Fund		81,614					81,614
15G	Veterinary Services		67,076				92,924	160,000
15L	Juvenile Drug Court	125,786	191,711					317,497
15Q	Court Innovations-Judicial Support	213,201	86,554					299,755
15R	Legal Aid		299,755					299,755
15T	Court Cost Courthouse Trust		1,537,985	5,600	1,901,844		62,826	3,508,255
15U	Recording Fees Technology		2,090,292	86,450				2,176,742
15V	Teen Court Programs Trust	407,795	84,323					492,118
15W	Library Conference Facility Trust	91,532	49,604					141,136
171	911 Emergency User Fee	422,616	4,408,035	1				4,830,652
181	Northside TID		5,482,313		2,233,522		75,000	7,790,835
182	Southside TID		1,300,000		532,248		1,483,009	3,315,257
184	Jacksonville Beach TID					4,651,758		4,651,758
185	JIA Area TID - Redevelopment		385,000		1,744,145		3,725,348	5,854,493
186	Soutel/Moncrief TID						419,891	419,891
191	Children's Commission	2,847,239	1,592,712	4		15,354,673		19,794,628
1A1	Community Development					75,000	127,036	202,036
1D1	Huguenot Park	403,186	246,395				174,345	823,926
1D2	Kathryn A Hanna Park	714,625	430,854	1			212,455	1,357,935
1D8	Florida Boater Improv Program		160,000					160,000
1DA	Cecil Field Commerce Center	659,633	1,287,188	1				1,946,822
1F4	Beach Erosion - Local						200,000	200,000
1H2	Animal Care & Control Programs	90,841	571,185				263,044	925,070
1HA	Driver Education Safety Trust					500,000		500,000
1HK	Environmental Protection	104,052	31,923				219,025	355,000
111	Better Jacksonville Trust				69,646,732			69,646,732
Total Special Revenue Funds		13,765,242	28,104,327	748,511	76,828,965	125,795,137	8,435,847	253,678,029

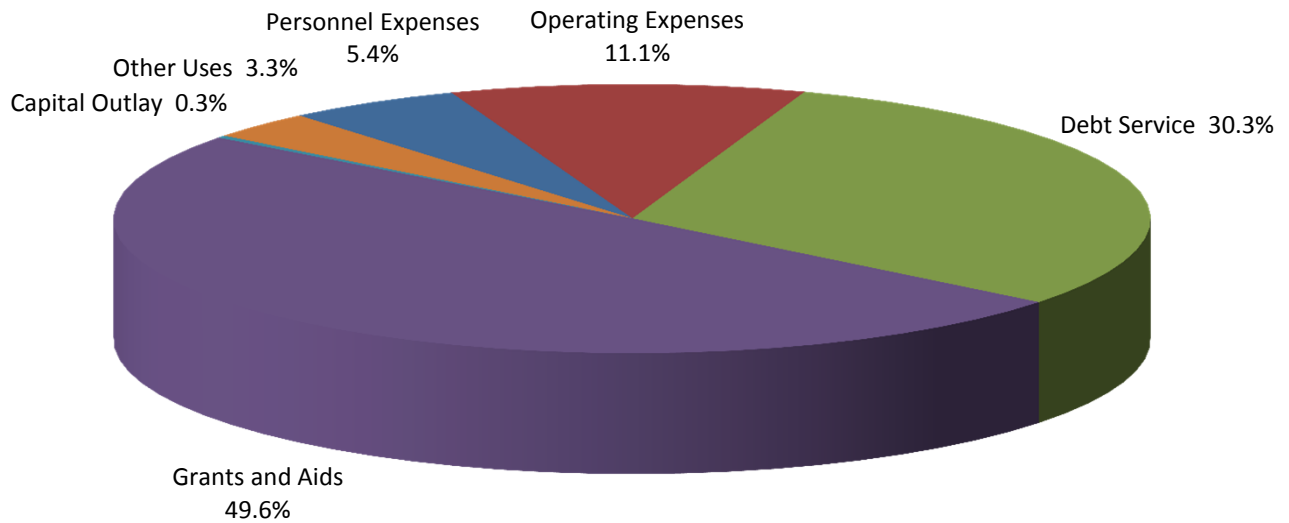
CITY OF JACKSONVILLE, FLORIDA

SPECIAL REVENUE FUNDS

REVENUE SOURCES



EXPENDITURES BY CATEGORY



CITY OF JACKSONVILLE, FLORIDA

CONCURRENCY MANAGEMENT SYSTEM

SUBFUND -- 112

	FY 10 Actual	FY 11 Budget	FY 12 Approved	Change From Prior Year	
				Percent	Dollar
REVENUE					
JACKSONVILLE CITYWIDE ACTIVITIES					
Miscellaneous Revenue	177,315	70,000	49,600	-29.1%	-20,400
Transfers from Fund Balance	280,542	179,125	0	-100.0%	-179,125
	<u>457,857</u>	<u>249,125</u>	<u>49,600</u>	<u>-80.1%</u>	<u>-199,525</u>
PLANNING AND DEVELOPMENT					
Charges for Services	602,749	686,000	737,380	7.5%	51,380
	<u>602,749</u>	<u>686,000</u>	<u>737,380</u>	<u>7.5%</u>	<u>51,380</u>
TOTAL REVENUE	1,060,605	935,125	786,980	-15.8%	-148,145
EXPENDITURES					
JACKSONVILLE CITYWIDE ACTIVITIES					
Cash Carryover	0	0	219,084		219,084
	<u>0</u>	<u>0</u>	<u>219,084</u>		<u>219,084</u>
PLANNING AND DEVELOPMENT					
Salaries	265,141	259,846	207,523	-20.1%	-52,323
Employer Provided Benefits	78,713	74,033	73,600	-0.6%	-433
Internal Service Charges	296,452	112,983	132,984	17.7%	20,001
Other Operating Expenses	727,054	311,446	35,405	-88.6%	-276,041
Capital Outlay	0	1	1	0.0%	0
	<u>1,367,361</u>	<u>758,309</u>	<u>449,513</u>	<u>-40.7%</u>	<u>-308,796</u>
TRANSFERS-NON DEPARTMENTAL					
Transfers to Other Funds	343,281	176,816	118,383	-33.0%	-58,433
	<u>343,281</u>	<u>176,816</u>	<u>118,383</u>	<u>-33.0%</u>	<u>-58,433</u>
TOTAL EXPENDITURES	1,710,642	935,125	786,980	-15.8%	-148,145
AUTHORIZED POSITION CAP					
		FY 11 Budget	FY 12 Approved	Change	
Authorized Positions		5	5		
Part-Time Hours					

CITY OF JACKSONVILLE, FLORIDA

CONCURRENCY MANAGEMENT SYSTEM (112)

BACKGROUND:

The City of Jacksonville implemented the Concurrency and Mobility Management System Office to ensure the availability of public facilities, except traffic circulation and mass transit, and the adequacy of those facilities at adopted levels of service concurrent with the impacts of development and to provide traffic circulation and mass transit public facilities at the adopted performance standards consistent with the 2030 Mobility Plan. It provides the local structure for administering the state law, Chapter 163, Part II, Florida Statutes.

This purpose is implemented by means of a Concurrency and Mobility Management System (CMMS) which measures the potential impact of a proposed development on the adopted minimum levels of service for all public facilities, except traffic circulation and mass transit, and manages the collection of mobility fees pertaining to traffic circulation and mass transit public facilities consistent with the 2030 Mobility Plan, as established in the 2030 Comprehensive Plan, when an application for a final development order or final development permit is submitted. The CMMS ensures that the adopted levels of service and performance standards are not degraded by the issuance of a final development order, or a final development permit.

REVENUES:

Miscellaneous Revenue:

Investment earnings are expected to decrease by \$20,400.

Transfers from Fund Balance:

A transfer from fund balance, to support concurrency operations, is not financially necessary in FY 12 given the overall reduction in operating costs and projected increase in Charges for Services.

Charges for Services:

The increase of \$51,380 is attributable to higher revenue projections in the areas of Concurrency Reservation Certificates and Conditional Capacity Availability Statements.

EXPENDITURES:

Cash Carryover:

The availability of a cash carryover in FY 12 is primarily due to the overall reduction in operating costs, including the 7.5 percent expected increase in Charges for Services.

Salaries:

The decrease of \$52,323 reflects the unfunding of a City Planner III position for the purposes of contributing to increased pension contribution costs.

Internal Service Charges:

The increase of \$20,001 is mostly due to information technology costs surrounding upgrades to the Concurrency System database.

Other Operating Expenses:

The net decrease of \$276,041 is due to a reduction in building rental (in-house) and plant renewal charges in the amounts of \$270,988 and \$4,687, respectively given the correction in the amount of assigned space to the Concurrency Management Section including a \$500 reduction in printing costs. These reductions were offset by a \$134 increase in the allocation for general liability and miscellaneous insurance.

CITY OF JACKSONVILLE, FLORIDA

Transfers to Other Funds:

The decrease of \$58,433 to the general fund reflects lower costs borne by staff paid in the general fund for concurrency reviews in the amount of \$123,475, offset by a \$65,042 contribution to the general fund for increased pension contribution costs.

EMPLOYEE CAP CHANGES:

There are no changes to the employee cap. During FY 11, a City Planner Manager position was reclassified to a City Planner Supervisor given a reorganization of the department. During FY 12, a City Planner III position will be unfunded.

CITY OF JACKSONVILLE, FLORIDA

AIR POLLUTION TAG FEE

SUBFUND -- 121

	FY 10 Actual	FY 11 Budget	FY 12 Approved	Change From Prior Year	
				Percent	Dollar
REVENUE					
ENVIRONMENTAL & COMPLIANCE					
Intergovernmental Revenue	591,628	639,236	612,080	-4.2%	-27,156
	591,628	639,236	612,080	-4.2%	-27,156
JACKSONVILLE CITYWIDE ACTIVITIES					
Miscellaneous Revenue	36,632	21,958	16,930	-22.9%	-5,028
	36,632	21,958	16,930	-22.9%	-5,028
TOTAL REVENUE	628,260	661,194	629,010	-4.9%	-32,184
EXPENDITURES					
ENVIRONMENTAL & COMPLIANCE					
Salaries	423,028	371,175	342,511	-7.7%	-28,664
Employer Provided Benefits	118,896	133,475	140,425	5.2%	6,950
Internal Service Charges	41,528	28,436	20,100	-29.3%	-8,336
Other Operating Expenses	7,588	31,523	31,621	0.3%	98
Capital Outlay	0	0	49,126		49,126
Indirect Cost	36,999	36,999	37,670	1.8%	671
	628,039	601,608	621,453	3.3%	19,845
JACKSONVILLE CITYWIDE ACTIVITIES					
Cash Carryover	0	59,586	7,557	-87.3%	-52,029
	0	59,586	7,557	-87.3%	-52,029
TOTAL EXPENDITURES	628,039	661,194	629,010	-4.9%	-32,184
AUTHORIZED POSITION CAP					
		FY 11 Budget	FY 12 Approved	Change	
Authorized Positions		8	7	-1	
Part-Time Hours					

CITY OF JACKSONVILLE, FLORIDA

AIR POLLUTION TAG FEE (121)

BACKGROUND:

Ordinance 2008-0513 grants the authority for the Air Pollution Tag fee, within the Environmental Quality Division, to be assessed in order to support activities which ensure compliance with the National Ambient Air Quality Standards. Activities include but are not limited to permit compliance, inspection of air pollution sources, and citizen complaints.

REVENUES:

Intergovernmental Revenue:

The decrease of \$27,156 is due to reduced funding from the state.

Miscellaneous Revenue:

The decrease of \$5,028 is due to a lower assumption for investment pool earnings.

EXPENDITURES:

Salaries:

The reduction of \$28,664 is mainly due to the deletion of a vacant position.

Employer Provided Benefits:

The increase of \$6,950 is mainly due to an increase in pension costs.

Internal Service Charges:

The reduction of \$8,336 is mainly due to decreases of \$5,855 in ITD charges and \$2,447 in fleet vehicle rental.

Capital Outlay:

The increase of \$49,126 is due to purchasing new equipment to meet new regulations and air quality standards set by the EPA.

EMPLOYEE CAP CHANGES:

The employee cap was reduced by one position.

CITY OF JACKSONVILLE, FLORIDA

AIR POLLUTION EPA

SUBFUND -- 127

	FY 10 Actual	FY 11 Budget	FY 12 Approved	Change From Prior Year	
				Percent	Dollar
REVENUE					
ENVIRONMENTAL & COMPLIANCE					
Intergovernmental Revenue	709,962	791,712	529,408	-33.1%	-262,304
Other Sources	0	0	0		0
	<u>709,962</u>	<u>791,712</u>	<u>529,408</u>	<u>-33.1%</u>	<u>-262,304</u>
JACKSONVILLE CITYWIDE ACTIVITIES					
Miscellaneous Revenue	33,311	14,002	6,993	-50.1%	-7,009
	<u>33,311</u>	<u>14,002</u>	<u>6,993</u>	<u>-50.1%</u>	<u>-7,009</u>
TRANSFERS-NON DEPARTMENTAL					
Transfers From Other Funds	424,264	491,265	424,266	-13.6%	-66,999
	<u>424,264</u>	<u>491,265</u>	<u>424,266</u>	<u>-13.6%</u>	<u>-66,999</u>
TOTAL REVENUE	1,167,537	1,296,979	960,667	-25.9%	-336,312
EXPENDITURES					
ENVIRONMENTAL & COMPLIANCE					
Salaries	640,127	594,110	592,284	-0.3%	-1,826
Employer Provided Benefits	180,494	185,668	211,448	13.9%	25,780
Internal Service Charges	67,780	56,827	55,561	-2.2%	-1,266
Other Operating Expenses	73,162	70,030	47,636	-32.0%	-22,394
Capital Outlay	63,461	290,996	3,980	-98.6%	-287,016
Indirect Cost	62,809	49,443	49,758	0.6%	315
Other	0	0	0		0
	<u>1,087,832</u>	<u>1,247,074</u>	<u>960,667</u>	<u>-23.0%</u>	<u>-286,407</u>
JACKSONVILLE CITYWIDE ACTIVITIES					
Cash Carryover	0	49,905	0	-100.0%	-49,905
	<u>0</u>	<u>49,905</u>	<u>0</u>	<u>-100.0%</u>	<u>-49,905</u>
TRANSFERS-NON DEPARTMENTAL					
Transfers to Other Funds	286,473	0	0		0
	<u>286,473</u>	<u>0</u>	<u>0</u>		<u>0</u>
TOTAL EXPENDITURES	1,374,305	1,296,979	960,667	-25.9%	-336,312

AUTHORIZED POSITION CAP

	FY 11 Budget	FY 12 Approved	Change
Authorized Positions	14	14	0
Part-Time Hours			

CITY OF JACKSONVILLE, FLORIDA

AIR POLLUTION EPA (127)

BACKGROUND:

The Clean Air Act of 1970 allows for the Air Pollution EPA grant, within the Environmental Quality Division, to help support activities to ensure compliance with Federal and State Air Quality Standards. Activities include but are not limited to permit compliance, ambient air monitoring, and citizen complaints.

REVENUES:

Intergovernmental Revenue:

The decrease of \$262,304 represents reduced funding from the federal government.

Miscellaneous Revenue:

The decrease of \$7,009 is due to lower investment pool earnings.

Transfers from Other Funds:

The decrease of \$66,999 is due to a reduced contribution from the General Fund.

EXPENDITURES:

Other Operating Expenses:

The increase of \$25,780 is mainly due to increased pension contribution costs.

Other Operating Expenses:

The decrease of \$22,394 is mainly due to reductions in other operating supplies of \$12,136, travel expense of \$3,000, office supplies of \$3,000, dues, subscriptions and memberships of \$1,500, employee training of \$1,500 and repairs and maintenance of \$1,000.

Capital Outlay:

The decrease of \$287,016 is attributable to fewer upgrades for ambient air monitoring equipment.

Cash Carryover:

The decrease of \$49,905 is due to a reduction of excess funds in this subfund for FY 12.

EMPLOYEE CAP CHANGES:

There were no changes.

CITY OF JACKSONVILLE, FLORIDA

AMBIENT AIR MONITORING

SUBFUND -- 128

	FY 10 Actual	FY 11 Budget	FY 12 Approved	Change From Prior Year	
				Percent	Dollar
REVENUE					
ENVIRONMENTAL & COMPLIANCE					
Intergovernmental Revenue	78,087	13,605	13,604	0.0%	-1
	78,087	13,605	13,604	0.0%	-1
JACKSONVILLE CITYWIDE ACTIVITIES					
Miscellaneous Revenue	17,627	20,000	7,697	-61.5%	-12,303
	17,627	20,000	7,697	-61.5%	-12,303
TOTAL REVENUE	95,714	33,605	21,301	-36.6%	-12,304
EXPENDITURES					
ENVIRONMENTAL & COMPLIANCE					
Salaries	43,468	0	0		0
Employer Provided Benefits	12,048	0	0		0
Internal Service Charges	3,225	0	0		0
Other Operating Expenses	10,245	33,605	13,604	-59.5%	-20,001
Indirect Cost	3,857	0	0		0
	72,843	33,605	13,604	-59.5%	-20,001
JACKSONVILLE CITYWIDE ACTIVITIES					
Cash Carryover	0	0	7,697		7,697
	0	0	7,697		7,697
TOTAL EXPENDITURES	72,843	33,605	21,301	-36.6%	-12,304

AUTHORIZED POSITION CAP

	FY 11 Budget	FY 12 Approved	Change
--	-----------------	-------------------	--------

Authorized Positions
Part-Time Hours

CITY OF JACKSONVILLE, FLORIDA

AMBIENT AIR MONITORING (128)

BACKGROUND:

The Environmental Quality Division is mandated by the U.S. Department of Environmental Protection to monitor air quality in Duval County and observe progress whenever possible.

REVENUES:

Miscellaneous Revenue:

The decrease of \$12,303 is due to a reduction in investment pool earnings.

EXPENDITURES:

Other Operating Expenses:

The decrease of \$20,001 is due to reduced revenues available for expenditure.

JACKSONVILLE CITYWIDE ACTIVITIES:

Cash Carryover:

The increase of \$7,697 is due to an increased fund balance contribution for FY12.

EMPLOYEE CAP CHANGES:

There are no positions associated with this sub fund.

CITY OF JACKSONVILLE, FLORIDA

TOURIST DEVELOPMENT COUNCIL

SUBFUND -- 132

	FY 10 Actual	FY 11 Budget	FY 12 Approved	Change From Prior Year	
				Percent	Dollar
REVENUE					
CITY COUNCIL					
Taxes	4,560,689	4,211,810	4,518,000	7.3%	306,190
	4,560,689	4,211,810	4,518,000	7.3%	306,190
JACKSONVILLE CITYWIDE ACTIVITIES					
Miscellaneous Revenue	140,790	60,000	58,500	-2.5%	-1,500
Transfers from Fund Balance	2,637,000	1,204,782	1,502,342	24.7%	297,560
	2,777,790	1,264,782	1,560,842	23.4%	296,060
TOTAL REVENUE	7,338,479	5,476,592	6,078,842	11.0%	602,250
EXPENDITURES					
CITY COUNCIL					
Salaries	59,293	57,689	58,587	1.6%	898
Employer Provided Benefits	14,982	16,920	19,172	13.3%	2,252
Internal Service Charges	480	3,249	2,980	-8.3%	-269
Other Operating Expenses	6,117,150	5,398,734	5,998,103	11.1%	599,369
	6,191,904	5,476,592	6,078,842	11.0%	602,250
TOTAL EXPENDITURES	6,191,904	5,476,592	6,078,842	11.0%	602,250
AUTHORIZED POSITION CAP					
		FY 11 Budget	FY 12 Approved	Change	
Authorized Positions		1	1		
Part-Time Hours					

CITY OF JACKSONVILLE, FLORIDA

TOURIST DEVELOPMENT COUNCIL (132)

BACKGROUND:

This fund accounts for the first two percent tax levy on lodging. The Tax Collector collects the Tourist Development Tax and remits it to the City for administration by the Duval Tourist Development Council or TDC.

REVENUES:

Taxes:

Tourist Development tax revenues are projected to increase to just below FY 10 levels.

Miscellaneous Revenue:

This amount represents anticipated FY 12 interest earnings. Interest earnings are expected to decrease due to lower investment returns.

Transfer from Fund Balance:

A transfer from fund balance has been budgeted in FY 12 to fund upcoming events and various programs.

EXPENDITURES:

Salaries:

The increase is mainly due to realizing a 2% pay reduction rather than the 3% pay reduction anticipated when the FY 11 Budget was adopted.

Employer Benefits:

The increase is due to higher pension costs.

Internal Service Charges:

The net decrease is due to a reduction in the General Counsel allocation.

Other Operating Expenses:

Increased grant funding has been provided in FY 12 for various events including the Gator Bowl game, First Coast Golf and the Florida / Georgia game. This area also contains funding for Visit Jacksonville (www.visitjacksonville.com).

EMPLOYEE CAP CHANGES:

There are no changes to the employee cap.

CITY OF JACKSONVILLE, FLORIDA

STREETS & HIGHWAYS 5-YEAR ROAD PROGRAM

SUBFUND -- 141

	FY 10 Actual	FY 11 Budget	FY 12 Approved	Change From Prior Year	
				Percent	Dollar
REVENUE					
JACKSONVILLE CITYWIDE ACTIVITIES					
Intergovernmental Revenue	6,838,185	6,923,284	7,019,546	1.4%	96,262
Miscellaneous Revenue	1,216,496	782,195	493,225	-36.9%	-288,970
Transfers from Fund Balance	-8,009,179	0	0		0
	45,502	7,705,479	7,512,771	-2.5%	-192,708
TOTAL REVENUE	45,502	7,705,479	7,512,771	-2.5%	-192,708
EXPENDITURES					
JACKSONVILLE CITYWIDE ACTIVITIES					
Grants, Aids & Contributions	6,854,859	6,923,284	7,019,546	1.4%	96,262
Cash Carryover	18,086	0	0		0
	6,872,945	6,923,284	7,019,546	1.4%	96,262
PUBLIC WORKS					
Other Operating Expenses	8,700	0	0		0
Capital Outlay	3,746,882	782,195	493,225	-36.9%	-288,970
	3,755,582	782,195	493,225	-36.9%	-288,970
TOTAL EXPENDITURES	10,628,527	7,705,479	7,512,771	-2.5%	-192,708
AUTHORIZED POSITION CAP					
		FY 11 Budget	FY 12 Approved	Change	

Authorized Positions
Part-Time Hours

CITY OF JACKSONVILLE, FLORIDA

STREETS & HIGHWAYS 5-YEAR ROAD PROGRAM (141)

BACKGROUND:

The Streets and Highways 5-Year Road Program Subfund is funded by 80% of the Fifth and Sixth Cent Gas Tax collected by the State of Florida and disbursed to the Cities for major road and drainage improvements. Funding is used for various projects and debt service in accordance with the Better Jacksonville Plan and the Interlocal Agreement between the City of Jacksonville and the Jacksonville Transportation Authority (JTA). The Interlocal Agreement between the City and the JTA provides that both parties pledge their constitutional gas tax and local option sales tax revenues, respectively, to a \$750,000,000 bond issue for roadway and transportation improvements, while using the City's local option gas tax revenues for operation of the JTA Mass Transit Division.

REVENUES:

Intergovernmental Revenue:

The budgeted amount of \$7,019,546 represents 80% of the 5th and 6th Cent Gas Tax revenues. These revenues are impacted by the consumption of gasoline, which is directly affected by the state of the economy, projections in tourism, and the infusion of more gasoline-efficient vehicles and hybrids.

Miscellaneous Revenue:

Investment earnings are expected to decrease by \$288,970.

EXPENDITURES:

Grants, Aids & Contributions:

The proposed contribution to JTA, based upon 80% of the 5th and 6th Cent Gas tax revenues, is budgeted in accordance with the Better Jacksonville Plan and the Interlocal agreement between the City and JTA.

Capital Outlay:

Accounting for the \$288,970 decrease in Capital Outlay is a \$132,195 reduction in intersection improvements, a \$85,066 reduction in roadway signs and signals, and a \$71,709 reduction in traffic signal and street light maintenance.

Capital projects within this subfund reflect County-wide needs and those of an on-going nature. These variations will not significantly impact service levels and are consistent with the 5-Year County Road Program Capital Plan.

EMPLOYEE CAP CHANGES:

There are no employees associated with this subfund.

CITY OF JACKSONVILLE, FLORIDA

LOCAL OPTION 1/2 CENT TRANSPORTATION

SUBFUND -- 142

	FY 10 Actual	FY 11 Budget	FY 12 Approved	Change From Prior Year	
				Percent	Dollar
REVENUE					
JACKSONVILLE CITYWIDE ACTIVITIES					
Taxes	62,868,149	65,900,805	68,628,508	4.1%	2,727,703
Miscellaneous Revenue	158,665	0	0		0
	63,026,814	65,900,805	68,628,508	4.1%	2,727,703
TOTAL REVENUE	63,026,814	65,900,805	68,628,508	4.1%	2,727,703
EXPENDITURES					
JACKSONVILLE CITYWIDE ACTIVITIES					
Grants, Aids & Contributions	68,169,867	65,900,805	68,628,508	4.1%	2,727,703
	68,169,867	65,900,805	68,628,508	4.1%	2,727,703
TOTAL EXPENDITURES	68,169,867	65,900,805	68,628,508	4.1%	2,727,703
AUTHORIZED POSITION CAP					
		FY 11 Budget	FY 12 Approved	Change	

Authorized Positions
Part-Time Hours

CITY OF JACKSONVILLE, FLORIDA

LOCAL OPTION ½ CENT TRANSPORTATION (142)

BACKGROUND:

The Local Option 1/2-Cent Transportation Fund was created in response to an August 11, 1989 referendum passed by the citizens of Jacksonville who voted for the removal of all tolls from City bridges and certain roads in order to replace such funding with a Local Option 1/2-Cent Sales Tax. This funding provides for the construction and maintenance of the City's roads and bridges as well as the operation and maintenance of the City's mass transit system.

The State Department of Revenue remits the 1/2-cent sales taxes to the City of Jacksonville. The City, in turn, forwards the 1/2-cent sales taxes to the Jacksonville Transportation Authority (JTA) pursuant to the terms and conditions of the Interlocal Agreement, as amended, and the Better Jacksonville Plan.

REVENUES:

Taxes:

The budgeted amount represents the revenues estimated to be generated from the local option half-cent sales tax. The revenue is expected to increase by 4.1 percent for FY 12.

EXPENDITURES:

Grants, Aids & Contributions:

The local option half-cent sales tax for transportation is a pass-through to the JTA. The funding will be used towards the construction and maintenance of City roads and bridges as well as the operation and maintenance of the City's mass transit system.

EMPLOYEE CAP CHANGES:

There are no employees associated with this subfund.

CITY OF JACKSONVILLE, FLORIDA

LOCAL OPTION GAS TAX

SUBFUND -- 143

	FY 10 Actual	FY 11 Budget	FY 12 Approved	Change From Prior Year	
				Percent	Dollar
REVENUE					
JACKSONVILLE CITYWIDE ACTIVITIES					
Taxes	28,252,678	27,816,902	29,051,991	4.4%	1,235,089
Miscellaneous Revenue	32,091	0	0		0
	28,284,770	27,816,902	29,051,991	4.4%	1,235,089
TOTAL REVENUE	28,284,770	27,816,902	29,051,991	4.4%	1,235,089
EXPENDITURES					
PUBLIC WORKS					
Grants, Aids & Contributions	28,269,053	27,816,902	29,051,991	4.4%	1,235,089
	28,269,053	27,816,902	29,051,991	4.4%	1,235,089
TOTAL EXPENDITURES	28,269,053	27,816,902	29,051,991	4.4%	1,235,089
AUTHORIZED POSITION CAP					
		FY 11 Budget	FY 12 Approved	Change	

Authorized Positions
Part-Time Hours

CITY OF JACKSONVILLE, FLORIDA

LOCAL OPTION GAS TAX (143)

BACKGROUND:

The Local Option Gas Tax is the City's share of the Six-Cent Local Option Gas Tax collected from gasoline sales in Duval County. The Six-Cent Local Option Gas Tax Fund was authorized by Florida Statute Chapter 336 to be expended for public transportation operations and maintenance, drainage projects, street lighting, traffic signs and signals, bridge maintenance and operation, and debt service for transportation capital projects.

In accordance with the Better Jacksonville Plan, and the Interlocal Agreement between the City and the Jacksonville Transportation Authority (JTA), as amended, the gas tax revenue recorded in this subfund will be transferred to JTA as a mass-transit subsidy.

REVENUES:

Taxes:

The budgeted amount represents the revenues estimated to be generated from the local option gas tax. The revenue is expected to increase by 4.4 percent for FY 12.

EXPENDITURES:

Grants, Aids & Contributions:

These funds are strictly a pass-through to the JTA pursuant to the Interlocal Agreement. Eligible uses of funding are: public transportation operations and maintenance, pedestrian safety improvements, drainage projects, street lighting, traffic signs and signals, bridge maintenance and operation, and debt service for transportation capital projects.

EMPLOYEE CAP CHANGES:

There are no employees associated with this subfund.

CITY OF JACKSONVILLE, FLORIDA

HAZARDOUS WASTE PROGRAM

SUBFUND -- 154

	FY 10 Actual	FY 11 Budget	FY 12 Approved	Change From Prior Year	
				Percent	Dollar
REVENUE					
ENVIRONMENTAL & COMPLIANCE					
Charges for Services	368,158	458,375	455,575	-0.6%	-2,800
	<u>368,158</u>	<u>458,375</u>	<u>455,575</u>	<u>-0.6%</u>	<u>-2,800</u>
JACKSONVILLE CITYWIDE ACTIVITIES					
Miscellaneous Revenue	17,408	11,504	10,243	-11.0%	-1,261
Transfers from Fund Balance	12,142	0	0		0
	<u>29,550</u>	<u>11,504</u>	<u>10,243</u>	<u>-11.0%</u>	<u>-1,261</u>
TOTAL REVENUE	397,708	469,879	465,818	-0.9%	-4,061
EXPENDITURES					
ENVIRONMENTAL & COMPLIANCE					
Salaries	171,703	172,585	156,297	-9.4%	-16,288
Employer Provided Benefits	54,045	57,352	64,821	13.0%	7,469
Internal Service Charges	36,412	25,418	20,766	-18.3%	-4,652
Other Operating Expenses	14,320	141,933	62,744	-55.8%	-79,189
Indirect Cost	49,088	70,813	70,942	0.2%	129
	<u>325,568</u>	<u>468,101</u>	<u>375,570</u>	<u>-19.8%</u>	<u>-92,531</u>
JACKSONVILLE CITYWIDE ACTIVITIES					
Cash Carryover	0	1,778	90,248	4975.8%	88,470
	<u>0</u>	<u>1,778</u>	<u>90,248</u>	<u>4975.8%</u>	<u>88,470</u>
TOTAL EXPENDITURES	325,568	469,879	465,818	-0.9%	-4,061
AUTHORIZED POSITION CAP					
		FY 11 Budget	FY 12 Approved	Change	
Authorized Positions		5	5		
Part-Time Hours					

CITY OF JACKSONVILLE, FLORIDA

HAZARDOUS WASTE PROGRAM (154)

BACKGROUND:

The Environmental Quality Division is mandated by Florida Statute 403.7225 to perform hazardous waste assessments within the county. Employees perform hazardous waste verification inspections that include pollution prevention, outreach, and education and compliance assistance activities. They inspect types, amounts and sources of hazardous waste generated by generators and companies.

REVENUES:

Charges for Services:

The decrease of \$2,800 is due to reduced hazardous waste fees.

Miscellaneous Revenue:

The decrease of \$1,261 is due to a lower assumption for investment pool earnings.

EXPENDITURES:

Salaries:

The decrease of \$16,288 is mainly due to the hiring of a new employee at a lower rate.

Employer Provided Benefits

The increase of \$7,469 is mainly due to an increase of \$5,534 in group hospitalization insurance and an increase of \$1,898 in defined contribution pension costs.

Internal Service Charges:

The decrease of \$4,652 is mainly due to reductions in ITD data center service of \$5,840 and \$1,128 in fleet repair and maintenance charges. This was offset by an increase of \$2,020 in Computer System Maintenance/Security charges.

Other Operating Expenses:

The decrease of \$79,189 is mainly due to a reduction in trust fund authorized expenditures.

Cash Carryover:

The increase of \$88,470 is due to excess funds being appropriated to this line item.

EMPLOYEE CAP CHANGES:

There are no changes to the employee cap.

CITY OF JACKSONVILLE, FLORIDA

ALCOHOLIC REHABILITATION PROGRAM

SUBFUND -- 157

	FY 10 Actual	FY 11 Budget	FY 12 Approved	Change From Prior Year	
				Percent	Dollar
REVENUE					
JACKSONVILLE CITYWIDE ACTIVITIES					
Miscellaneous Revenue	9,943	0	2,570		2,570
Transfers from Fund Balance	0	0	36,000		36,000
	9,943	0	38,570		38,570
RECREATION & COMMUNITY SERVICES					
Fines and Forfeits	260,895	270,320	225,810	-16.5%	-44,510
	260,895	270,320	225,810	-16.5%	-44,510
TRANSFERS-NON DEPARTMENTAL					
Transfers From Other Funds	333,642	333,987	249,281	-25.4%	-84,706
	333,642	333,987	249,281	-25.4%	-84,706
TOTAL REVENUE	604,480	604,307	513,661	-15.0%	-90,646
EXPENDITURES					
RECREATION & COMMUNITY SERVICES					
Grants, Aids & Contributions	592,728	604,307	513,661	-15.0%	-90,646
	592,728	604,307	513,661	-15.0%	-90,646
TOTAL EXPENDITURES	592,728	604,307	513,661	-15.0%	-90,646
AUTHORIZED POSITION CAP					
		FY 11 Budget	FY 12 Approved	Change	

Authorized Positions
Part-Time Hours

CITY OF JACKSONVILLE, FLORIDA

ALCOHOLIC REHABILITATION PROGRAM (157)

BACKGROUND:

Section 111.205 of the Municipal Code created the Special Alcoholic Rehabilitation Trust Fund. Funds are deposited into this trust fund and represent money received by the City as fines imposed for alcohol-related offenses under the Florida Statutes Sections 316.193, 856.011, 860.03 and 860.13. Seventy percent of alcohol-related fines collected by the City are deposited into the trust.

In accordance with Section 111.205 of the Municipal Code, 86% of the 70% of alcohol-related fines collected are to be paid to Gateway Community Services, which offers treatment for both alcohol and drug abuse.

REVENUES:

Miscellaneous Revenue

This revenue is comprised of interest earnings.

Transfers From Fund Balance:

There is a transfer from fund balance proposed for FY 12.

Fines & Forfeits:

The trust receives revenues paid for DUI fines less 30% that is paid to the Police and Fire Pension Fund. Anticipated revenues will decrease 16.5% from FY 11 to \$225,810.

Transfers From Other Funds

The General Fund funds the difference between the money deposited into this trust fund and the total appropriation to fund the alcoholic rehabilitation program.

EXPENDITURES:

Grants, Aids and Contributions:

The \$513,661 represents a grant to Gateway Community Services for alcoholic rehabilitation programs. This is a 15% decrease from FY 11.

EMPLOYEE CAP CHANGES:

There are no positions in this subfund.

CITY OF JACKSONVILLE, FLORIDA

BUILDING INSPECTION

SUBFUND -- 159

	FY 10 Actual	FY 11 Budget	FY 12 Approved	Change From Prior Year	
				Percent	Dollar
REVENUE					
FIRE AND RESCUE					
Charges for Services	314,817	375,288	419,029	11.7%	43,741
Fines and Forfeits	720	0	0		0
Miscellaneous Revenue	15,758	15,908	12,286	-22.8%	-3,622
	<u>331,295</u>	<u>391,196</u>	<u>431,315</u>	10.3%	40,119
JACKSONVILLE CITYWIDE ACTIVITIES					
Miscellaneous Revenue	160,312	144,000	29,900	-79.2%	-114,100
Transfers from Fund Balance	3,343,871	0	0		0
	<u>3,504,183</u>	<u>144,000</u>	<u>29,900</u>	-79.2%	-114,100
PLANNING AND DEVELOPMENT					
Charges for Services	6,313,975	9,417,272	7,803,075	-17.1%	-1,614,197
Fines and Forfeits	112,086	80,283	96,205	19.8%	15,922
Miscellaneous Revenue	109,141	148,439	96,000	-35.3%	-52,439
	<u>6,535,202</u>	<u>9,645,994</u>	<u>7,995,280</u>	-17.1%	-1,650,714
TOTAL REVENUE	10,370,680	10,181,190	8,456,495	-16.9%	-1,724,695
EXPENDITURES					
FIRE AND RESCUE					
Salaries	233,561	261,652	278,055	6.3%	16,403
Employer Provided Benefits	107,611	120,966	111,627	-7.7%	-9,339
Internal Service Charges	13,600	16,754	18,462	10.2%	1,708
Other Operating Expenses	3,556	3,994	3,884	-2.8%	-110
Capital Outlay	0	1	1	0.0%	0
	<u>358,329</u>	<u>403,367</u>	<u>412,029</u>	2.1%	8,662
JACKSONVILLE CITYWIDE ACTIVITIES					
Cash Carryover	0	209,150	170,208	-18.6%	-38,942
	<u>0</u>	<u>209,150</u>	<u>170,208</u>	-18.6%	-38,942
PLANNING AND DEVELOPMENT					
Salaries	4,826,924	4,652,979	3,792,590	-18.5%	-860,389
Employer Provided Benefits	1,568,093	1,549,186	1,460,863	-5.7%	-88,323
Internal Service Charges	1,358,712	1,440,644	772,643	-46.4%	-668,001
Other Operating Expenses	560,186	560,880	478,346	-14.7%	-82,534
Capital Outlay	0	1	1	0.0%	0
Supervision Allocation	0	0	0		0
Indirect Cost	595,233	595,233	599,341	0.7%	4,108
Banking Fund Debt Repayment	598,845	769,750	770,474	0.1%	724
	<u>9,507,992</u>	<u>9,568,673</u>	<u>7,874,258</u>	-17.7%	-1,694,415
TOTAL EXPENDITURES	9,866,321	10,181,190	8,456,495	-16.9%	-1,724,695

AUTHORIZED POSITION CAP

	FY 11 Budget	FY 12 Approved	Change
Authorized Positions	107	89	-18
Part-Time Hours			

2011-2012 ANNUAL BUDGET

CITY OF JACKSONVILLE, FLORIDA

BUILDING INSPECTION (159)

PLANNING & DEVELOPMENT

BACKGROUND:

The Building Inspection Subfund accounts for the finances of the Building and Inspection Division within the Planning and Development Department and to a lesser degree the finances of the Fire Plans Review Section of the Jacksonville Fire and Rescue Department. The Building Inspection Division is responsible for ensuring that existing and future developments and construction comply with the Florida Building Code and local ordinances. The Division's primary roles are to ensure the safety of buildings and related landscapes by performing inspections and enforcing building, electrical, plumbing, mechanical, and other related city codes. In addition, the Division performs reviews of various permit applications and plans examination.

REVENUES:

Miscellaneous Revenue:

Investment earnings in Citywide Activities are expected to decrease by \$114,100.

The net decrease of \$52,439 in Planning & Development is due to lower fees from miscellaneous sales and charges of \$62,433. Offsetting this decrease is a projected increase in the sale of books, maps and regulations of \$9,994.

Fines and Forfeits:

The \$15,922 increase is primarily attributable to higher projections of reactivation/reinstatement fees of \$61,204, offset by lower projections of code violations fees of \$43,204.

Charges for Services:

The net decrease of \$1,614,197 is primarily due to lower projections in the trade areas of: building inspections (\$753,755), plumbing inspections (\$342,047), reinspections (\$199,388), building permit reviews (181,145), mechanical inspections (\$144,584) and electrical inspections (\$63,196). Primary offsets to the decreases are increases in the areas of licensed contractor fees and plans reviews in the amounts of \$47,300 and \$45,365, respectively.

EXPENDITURES:

Salaries:

The decrease of \$860,389 is due to the elimination of 18 positions and the unfunding of three (3) additional Construction Trades Inspector positions in FY 12, as compared to FY 11, and a \$13,000 reduction in the provision of overtime.

Employer Provided Benefits:

The net decrease of \$88,323 is primarily reflective of the reduction and unfunding of positions. A reduction in the allocation for workers compensation contributed \$30,437 to the overall decrease. These cost reductions were offset by a \$36,669 increase in pension contribution costs.

Internal Service Charges:

The net decrease of \$668,001 is primarily due to a reduction in information technology costs in the amount of \$606,935. Lower fleet management costs of \$75,097 also contributed to the overall decrease. These cost reductions were mostly offset by a \$23,963 increase in telecommunication costs.

Other Operating Expenses:

The decrease of \$82,534 reflects various operating cost reductions, most notable in the categories of credit card fees (\$36,000), repairs and maintenance (\$9,226), operating supplies (\$8,805), general liability and miscellaneous insurance (\$8,764), and uniform costs (\$8,250). These cost reductions were slightly offset by an increase in the allocation of building rental (in-house) of \$1,697.

CITY OF JACKSONVILLE, FLORIDA

Indirect Cost:

The allocation of indirect costs is supported by a Full Cost Allocation Plan prepared annually by an outside consultant.

FIRE & RESCUE

BACKGROUND:

Fire Plans Review of the Fire & Rescue Department is housed in the Building Inspection Subfund.

REVENUES:

Charges for Services:

The net increase is due to higher plans review revenues (\$44,965) offset slightly by a decrease in re-inspection fees (\$1,224).

Miscellaneous Revenue:

The decrease is due to a reduction in after hour inspections.

EXPENDITURES:

Salaries:

The increase is due primarily to realizing a 2% pay reduction rather than the 3% pay reduction anticipated when the FY 11 Budget was adopted as well as increases in special pay (\$8,107) and overtime (\$4,000).

Employer Provided Benefits:

The decrease is mainly due to a \$15,095 reduction in the Florida retirement pension cost.

Internal Service Charges:

The increases are mainly due to higher telecommunication charges (\$1,436) and Fleet charges (\$640).

EMPLOYEE CAP CHANGES:

Eighteen (18) positions were eliminated from the FY 12 budget in the Planning and Development Department / Building Inspection Division. During FY 12, five (5) Construction Trades Inspector positions and one (1) Building Plans Examiner position will be unfunded in the Building Inspection Division.

CITY OF JACKSONVILLE, FLORIDA



2011-2012 ANNUAL BUDGET

CITY OF JACKSONVILLE, FLORIDA

DUVAL COUNTY LAW LIBRARY

SUBFUND -- 15B

	FY 10 Actual	FY 11 Budget	FY 12 Approved	Change From Prior Year	
				Percent	Dollar
REVENUE					
COURTS					
Charges for Services	314,405	319,070	299,755	-6.1%	-19,315
Miscellaneous Revenue	18,201	17,500	15,823	-9.6%	-1,677
	332,606	336,570	315,578	-6.2%	-20,992
TOTAL REVENUE	332,606	336,570	315,578	-6.2%	-20,992
EXPENDITURES					
COURTS					
Salaries	142,090	137,873	140,230	1.7%	2,357
Employer Provided Benefits	35,241	37,620	34,703	-7.8%	-2,917
Other Operating Expenses	30,054	32,682	20,469	-37.4%	-12,213
Library Materials	114,558	110,361	110,120	-0.2%	-241
Indirect Cost	16,978	18,034	10,056	-44.2%	-7,978
	338,922	336,570	315,578	-6.2%	-20,992
TOTAL EXPENDITURES	338,922	336,570	315,578	-6.2%	-20,992

AUTHORIZED POSITION CAP

	FY 11 Budget	FY 12 Approved	Change
Authorized Positions	3	3	
Part-Time Hours			

CITY OF JACKSONVILLE, FLORIDA

DUVAL COUNTY LAW LIBRARY (15B)

BACKGROUND:

The Duval County Law Library is for all judges, trial court law clerks, attorneys, courthouse personnel and the general public. As of July 1, 2004, a \$65 fee is imposed pursuant to Florida Statute 939.185 and Ordinance 2004-609 on felony, misdemeanor or criminal traffic offenses of which 25% is used to fund personnel and legal materials for the public as part of a law library.

REVENUES:

Charges for Services:

The decrease of \$19,315 is mainly due to lower fee revenues.

Miscellaneous Revenue:

The net decrease of \$1,677 is the result of a reduction in coin operated copier revenues of \$3,500. This is offset slightly by an increase of \$1,823 for miscellaneous revenue.

EXPENDITURES:

Salaries:

The increase of \$2,357 is primarily due to realizing a 2% pay reduction rather than the 3% pay reduction anticipated when the FY11 Budget was adopted.

Employer Provided Benefits:

The net decrease of \$2,917 is due primarily to decreases of \$3,756 in pension and \$1,501 in group health insurance. This is offset somewhat with an increase of \$2,681 in FICA taxes.

Other Operating Expenses:

The net decrease of \$12,213 is mainly attributable to decreases of \$7,229 in repairs and maintenance and \$5,149 in installment purchases.

Indirect Cost:

The allocation of Indirect Costs is supported by a Full Cost Allocation Plan prepared annually by an outside consultant.

EMPLOYEE CAP CHANGES:

There are no cap changes.

CITY OF JACKSONVILLE, FLORIDA

ANIMAL CARE & CONTROL

SUBFUND -- 15D

	FY 10 Actual	FY 11 Budget	FY 12 Approved	Change From Prior Year	
				Percent	Dollar
REVENUE					
ENVIRONMENTAL & COMPLIANCE					
Fines and Forfeits	0	0	4,500		4,500
	0	0	4,500		4,500
TOTAL REVENUE	0	0	4,500		4,500
EXPENDITURES					
ENVIRONMENTAL & COMPLIANCE					
Other Operating Expenses	0	0	4,500		4,500
	0	0	4,500		4,500
TOTAL EXPENDITURES	0	0	4,500		4,500
AUTHORIZED POSITION CAP					
		FY 11 Budget	FY 12 Approved	Change	

Authorized Positions
Part-Time Hours

CITY OF JACKSONVILLE, FLORIDA

TRAINING & CRUELTY PREVENTION (15D)

BACKGROUND:

Ordinance 2010-527 grants the Animal Care and Protective Services Division authority to oversee the Training and Cruelty Prevention Fund. Revenues are derived from a \$5 surcharge on civil penalties related to animal cruelty ordinances.

REVENUES:

Fines and Forfeits:

Revenues are projected to be at \$4,500 for FY 12, which is the first year this fund is active.

EXPENDITURES:

Other Operating Expenses:

The expenditures of this fund for FY 12 will be for travel and training.

EMPLOYEE CAP CHANGES:

There are no positions associated with this sub fund.

CITY OF JACKSONVILLE, FLORIDA

TREE PROTECTION FUND

SUBFUND -- 15F

	FY 10 Actual	FY 11 Budget	FY 12 Approved	Change From Prior Year	
				Percent	Dollar
REVENUE					
JACKSONVILLE CITYWIDE ACTIVITIES					
Miscellaneous Revenue	1,199,369	3,551,544	81,614	-97.7%	-3,469,930
Transfers from Fund Balance	4,768,290	-25,238,921	0	-100.0%	25,238,921
	5,967,658	-21,687,377	81,614	-100.4%	21,768,991
PUBLIC WORKS					
Charges for Services	10,918	953,324	0	-100.0%	-953,324
Miscellaneous Revenue	377,553	26,900,849	0	-100.0%	-26,900,849
Transfers from Fund Balance	153,605	-6,064,824	0	-100.0%	6,064,824
	542,076	21,789,349	0	-100.0%	-21,789,349
TOTAL REVENUE	6,509,735	101,972	81,614	-20.0%	-20,358
EXPENDITURES					
JACKSONVILLE CITYWIDE ACTIVITIES					
Transfers to Other Funds	12,150	0	0		0
	12,150	0	0		0
PUBLIC WORKS					
Internal Service Charges	0	409	364	-11.0%	-45
Other Operating Expenses	2,007,704	101,563	81,250	-20.0%	-20,313
	2,007,704	101,972	81,614	-20.0%	-20,358
TOTAL EXPENDITURES	2,019,854	101,972	81,614	-20.0%	-20,358

AUTHORIZED POSITION CAP

FY 11 Budget	FY 12 Approved	Change
-----------------	-------------------	--------

Authorized Positions
Part-Time Hours

CITY OF JACKSONVILLE, FLORIDA

TREE PROTECTION FUND (15F)

BACKGROUND:

Protected trees are required to be conserved during the clearing of land for development purposes wherever and whenever reasonably possible. To the extent that protected trees are lost or destroyed, the developer mitigates their loss or destruction by planting replacement trees or by paying a monetary contribution to the City of Jacksonville's Tree Protection and Related Expenditures Trust Fund. All monetary contributions are to be used exclusively for the planting or replanting of mitigation trees, and for their maintenance, along the public rights-of-way and on public lands within Duval County. The primary purpose is to mitigate the loss or destruction of protected trees during development.

REVENUES:

In FY 11, a corrective entry to this "all years" fund removed prior year fund balance appropriations, appropriated prior year revenues and adjusted FY 10 and FY 11 budgeted revenues. This correction accounts for all of the change in this category.

The budgeted value for FY 12 derives from investment earnings and will provide the source of funding for tree mitigation activities in FY 12.

EXPENDITURES:

Internal Service Charges:

Funding in this category provides for copy center usage.

Other Operating Expenses:

The budgeted value represents 25 percent of the amount budgeted for tree maintenance activities in the Public Works Department.

EMPLOYEE CAP CHANGES:

There are no employees associated with this subfund.

CITY OF JACKSONVILLE, FLORIDA

VETERINARY SERVICES

SUBFUND -- 15G

	FY 10 Actual	FY 11 Budget	FY 12 Approved	Change From Prior Year	
				Percent	Dollar
REVENUE					
ENVIRONMENTAL & COMPLIANCE					
Charges for Services	50,529	70,000	160,000	128.6%	90,000
Fines and Forfeits	2,754	1,000	0	-100.0%	-1,000
Miscellaneous Revenue	1,968	0	0		0
	55,251	71,000	160,000	125.4%	89,000
JACKSONVILLE CITYWIDE ACTIVITIES					
Miscellaneous Revenue	0	4,560	0	-100.0%	-4,560
	0	4,560	0	-100.0%	-4,560
TOTAL REVENUE	55,251	75,560	160,000	111.8%	84,440
EXPENDITURES					
ENVIRONMENTAL & COMPLIANCE					
Other Operating Expenses	32,625	66,638	66,638	0.0%	0
	32,625	66,638	66,638	0.0%	0
JACKSONVILLE CITYWIDE ACTIVITIES					
Other Operating Expenses	0	438	438	0.0%	0
Cash Carryover	0	8,484	92,924	995.3%	84,440
	0	8,922	93,362	946.4%	84,440
TOTAL EXPENDITURES	32,625	75,560	160,000	111.8%	84,440
AUTHORIZED POSITION CAP					
		FY 11 Budget	FY 12 Approved	Change	

Authorized Positions
Part-Time Hours

CITY OF JACKSONVILLE, FLORIDA

VETERINARY SERVICES (15G)

BACKGROUND:

Ordinance 2010-527 grants the Animal Care and Protective Services Division authority to oversee the Veterinary Services Trust Fund. Revenues are derived from animal licenses and permits.

REVENUES:

Charges for Services:

The increase of \$90,000 is due to the projection of higher sales volumes for animal licenses and permits.

Fines and Forfeits:

The reduction of \$1,000 is due to this fee no longer being charged for this activity. The revenues for this category are now being posted under subfund 15D per the ordinance referenced above.

Miscellaneous Revenue:

The reduction of \$4,560 is due to the above referenced ordinance which mandates that interest earnings be retained in the general fund.

EXPENDITURES

Cash Carryover:

The increase of \$84,440 is due to excess funds being appropriated to the cash carryover line item.

EMPLOYEE CAP CHANGES:

There are no positions associated with this sub fund.

CITY OF JACKSONVILLE, FLORIDA

JUVENILE DRUG COURT

SUBFUND -- 15L

	FY 10 Actual	FY 11 Budget	FY 12 Approved	Change From Prior Year	
				Percent	Dollar
REVENUE					
COURTS					
Charges for Services	314,450	319,070	299,755	-6.1%	-19,315
	314,450	319,070	299,755	-6.1%	-19,315
JACKSONVILLE CITYWIDE ACTIVITIES					
Miscellaneous Revenue	29,664	4,811	17,742	268.8%	12,931
	29,664	4,811	17,742	268.8%	12,931
TOTAL REVENUE	344,114	323,881	317,497	-2.0%	-6,384
EXPENDITURES					
COURTS					
Salaries	87,429	88,508	89,670	1.3%	1,162
Employer Provided Benefits	23,997	24,463	36,116	47.6%	11,653
Internal Service Charges	0	0	996		996
Other Operating Expenses	145,136	210,910	190,715	-9.6%	-20,195
	256,562	323,881	317,497	-2.0%	-6,384
TOTAL EXPENDITURES	256,562	323,881	317,497	-2.0%	-6,384
AUTHORIZED POSITION CAP					
		FY 11 Budget	FY 12 Approved	Change	
Authorized Positions		2	2		
Part-Time Hours					

CITY OF JACKSONVILLE, FLORIDA

JUVENILE DRUG COURT (15L)

BACKGROUND:

As of July 1, 2004, a \$65 fee is imposed pursuant to Florida Statute 939.185 and Ordinance 2004-609 on felony, misdemeanor or criminal traffic offenses of which 25% is used to fund juvenile assessment and other juvenile alternative programs.

REVENUES:

Charges for Services:

The decrease of \$19,315 is due to lower fee revenues.

Miscellaneous Revenue:

The increase of \$12,931 is the result of higher investment earnings.

EXPENDITURES:

Salaries:

The increase of \$1,162 is primarily due to realizing a 2% pay reduction rather than the 3% pay reduction anticipated when the FY11 Budget was adopted.

Employer Provider Benefits:

The net increase of \$11,653 is primarily attributable to an increase of \$8,040 in group health insurance and \$3,758 in higher pension contribution costs.

Internal Service Charges:

The increase of \$996 is attributable to an increase in wireless communication.

Other Operating Expenses:

The net decrease of \$20,195 is mainly due to decreases of \$15,292 in contractual services and \$8,000 in travel expenses. The decrease was partially offset by an increase of \$7,897 in miscellaneous services.

EMPLOYEE CAP CHANGES:

There are no cap changes.

CITY OF JACKSONVILLE, FLORIDA

COURT INNOVATIONS-JUDICIAL SUPPORT

SUBFUND -- 15Q

	FY 10 Actual	FY 11 Budget	FY 12 Approved	Change From Prior Year	
				Percent	Dollar
REVENUE					
COURTS					
Charges for Services	314,405	319,070	299,755	-6.1%	-19,315
	314,405	319,070	299,755	-6.1%	-19,315
JACKSONVILLE CITYWIDE ACTIVITIES					
Miscellaneous Revenue	635	0	0		0
	635	0	0		0
TOTAL REVENUE	315,040	319,070	299,755	-6.1%	-19,315
EXPENDITURES					
COURTS					
Salaries	152,669	165,807	166,105	0.2%	298
Employer Provided Benefits	48,891	39,262	47,096	20.0%	7,834
Internal Service Charges	1,632	1,632	0	-100.0%	-1,632
Other Operating Expenses	62,281	112,369	86,554	-23.0%	-25,815
	265,473	319,070	299,755	-6.1%	-19,315
TOTAL EXPENDITURES	265,473	319,070	299,755	-6.1%	-19,315
AUTHORIZED POSITION CAP					
		FY 11 Budget	FY 12 Approved	Change	
Authorized Positions		3	3		
Part-Time Hours		1,250	1,250		

CITY OF JACKSONVILLE, FLORIDA

COURT INNOVATIONS-JUDICIAL SUPPORT (15Q)

BACKGROUND:

As of July 1, 2004, a \$65 fee is imposed pursuant to Florida Statute 939.185 and Ordinance 2004-609-E on felony, misdemeanor or criminal traffic offenses of which 25% is used for Court Innovations which funds Judicial Support. This new revenue is the result of the revision to Article 5 of the State Constitution.

REVENUES:

Charges for Services:

The decrease of \$19,315 is due to lower fee revenues.

EXPENDITURES:

Salaries:

The net increase of \$298 is attributable to an increase of \$5,048 for some minor salary adjustments. This is offset somewhat by a decrease of \$4,750 in part time salaries.

Employer Provided Benefits:

The net increase of \$7,834 is mainly the result of higher pension contribution costs of \$6,672 and increases in group health insurance of \$990.

Internal Service Charges:

The decrease of \$1,632 is attributable to a decrease in mailroom charges.

Other Operating Expenses:

The net decrease of \$25,815 is primarily the result of decreases of \$12,536 in professional services for senior judges needed to cover various judiciary cases, \$9,663 in miscellaneous services and charges, \$2,000 in employee training and \$2,000 in travel.

EMPLOYEE CAP CHANGES:

There are no cap changes.

CITY OF JACKSONVILLE, FLORIDA

LEGAL AID

SUBFUND -- 15R

	FY 10 Actual	FY 11 Budget	FY 12 Approved	Change From Prior Year	
				Percent	Dollar
REVENUE					
COURTS					
Charges for Services	314,405	0	0		0
	314,405	0	0		0
JACKSONVILLE CITYWIDE ACTIVITIES					
Miscellaneous Revenue	-16,511	0	0		0
	-16,511	0	0		0
RECREATION & COMMUNITY SERVICES					
Charges for Services	0	319,070	299,755	-6.1%	-19,315
	0	319,070	299,755	-6.1%	-19,315
TOTAL REVENUE	297,894	319,070	299,755	-6.1%	-19,315
EXPENDITURES					
COURTS					
Other Operating Expenses	313,446	0	0		0
	313,446	0	0		0
JACKSONVILLE CITYWIDE ACTIVITIES					
Cash Carryover	0	5,624	0	-100.0%	-5,624
	0	5,624	0	-100.0%	-5,624
RECREATION & COMMUNITY SERVICES					
Other Operating Expenses	0	313,446	299,755	-4.4%	-13,691
	0	313,446	299,755	-4.4%	-13,691
TOTAL EXPENDITURES	313,446	319,070	299,755	-6.1%	-19,315
AUTHORIZED POSITION CAP					
		FY 11 Budget	FY 12 Approved	Change	

Authorized Positions
Part-Time Hours

CITY OF JACKSONVILLE, FLORIDA

LEGAL AID (15R)

BACKGROUND:

These funds are to be used to support Jacksonville Area Legal Aid, which provides services that support access of the poor and indigent to the legal system. As of July 1, 2004, a \$65 fee is imposed pursuant to Florida Statute 939.185 and Ordinance 2004-609-E on felony, misdemeanor or criminal traffic offenses, of which 25% is used to support Legal Aid. Jacksonville Area Legal Aid also receives additional funding in the form of Public Service Grants.

REVENUES:

Charges for Services:

Fees are expected to decrease by \$19,315 in FY 12.

EXPENDITURES:

Other Operating Expenses:

Authorized trust fund expenditures will decrease by \$13,691 in FY 12.

Cash Carryover:

Cash carryover was reduced to \$0 in FY 12.

EMPLOYEE CAP CHANGES:

There are no positions in this subfund.

CITY OF JACKSONVILLE, FLORIDA

COURT COST COURTHOUSE TRUST

SUBFUND -- 15T

	FY 10 Actual	FY 11 Budget	FY 12 Approved	Change From Prior Year	
				Percent	Dollar
REVENUE					
COURTS					
Charges for Services	1,782,523	1,589,865	3,270,522	105.7%	1,680,657
	1,782,523	1,589,865	3,270,522	105.7%	1,680,657
JACKSONVILLE CITYWIDE ACTIVITIES					
Miscellaneous Revenue	702,498	959,112	237,733	-75.2%	-721,379
	702,498	959,112	237,733	-75.2%	-721,379
TRANSFERS-NON DEPARTMENTAL					
Transfers From Other Funds	400,000	0	0		0
	400,000	0	0		0
TOTAL REVENUE	2,885,021	2,548,977	3,508,255	37.6%	959,278
EXPENDITURES					
COURTS					
Salaries	0	20,784	0	-100.0%	-20,784
Employer Provided Benefits	0	260	0	-100.0%	-260
Other Operating Expenses	106,622	218,626	228,478	4.5%	9,852
Capital Outlay	0	-4	0	-100.0%	4
	106,622	239,666	228,478	-4.7%	-11,188
JACKSONVILLE CITYWIDE ACTIVITIES					
Cash Carryover	0	-1,524	62,826	-4222.4%	64,350
	0	-1,524	62,826	-4222.4%	64,350
PUBLIC WORKS					
Internal Service Charges	0	0	14,133		14,133
Other Operating Expenses	912,588	278,222	1,008,842	262.6%	730,620
Capital Outlay	0	0	5,600		5,600
	912,588	278,222	1,028,575	269.7%	750,353
STATE ATTORNEY					
Other Operating Expenses	226,446	268,331	286,532	6.8%	18,201
	226,446	268,331	286,532	6.8%	18,201
TRANSFERS-NON DEPARTMENTAL					
Debt Service	0	1,764,282	1,901,844	7.8%	137,562
Transfers to Other Funds	10,000,000	0	0		0
	10,000,000	1,764,282	1,901,844	7.8%	137,562
TOTAL EXPENDITURES	11,245,656	2,548,977	3,508,255	37.6%	959,278
AUTHORIZED POSITION CAP					
		FY 11 Budget	FY 12 Approved	Change	

Authorized Positions
Part-Time Hours

CITY OF JACKSONVILLE, FLORIDA

COURT COST COURTHOUSE TRUST FUND (15T)

BACKGROUND:

As a result of Ordinance 2010-561, the State Court Facilities Surcharge was increased from \$15 to \$30. The surcharge is levied on non-criminal traffic violations and the criminal violations listed in Section 318.17, Florida Statutes and is to be used exclusively to fund the maintenance and the capital improvements associated with court facilities. The budget for this subfund should have no less than 25% of the total revenues for the fiscal year budgeted. This is an "all years" subfund.

REVENUES:

Charges for Services:

The increase of \$1,680,657 is due to the increase in the surcharge fee from \$15 to \$ 30.

Miscellaneous Revenue

The decrease of \$721,379 is for investment earnings.

EXPENDITURES:

Salaries:

The decrease of \$20,784 for the Courts is primarily the result of a decrease in overtime.

Internal Services Charges:

The increase of \$14,133 for Public Works is the result of increase in radio of \$ 8,589 and wireless communication of \$5,544.

Other Operating Expenses:

The net increase of \$9,852 for the Courts is primarily the result of an increase in public buildings plant renewal of \$42,507. This is offset somewhat with a decrease in trust fund authorized expenditures of \$32,661.

The increase of \$18,201 for the State Attorney is attributable to increases in public buildings plant renewal for \$12,377 and guard service of \$5,824.

The net increase of \$730,620 for Public Works is mainly attributable to increases in alarm service of \$287,375, contractual services of \$236,129, miscellaneous services and charges of \$118,101 and furniture and equipment under \$1,000 of \$37,467, large volume container - sanitation of \$25,197, repair and maintenance of \$21,601 and other operating supplies of \$9,902. This is offset somewhat with a decrease in fuel, oil and gas – heat/power of \$6,109.

Capital Outlay:

The increase of \$5,600 for Public Works is attributable to an increase of \$4,000 in office furniture and \$1,600 in computer equipment.

Debt Service:

The increase of \$137,562 is for the Courthouse debt.

Cash Carryover:

The increase of \$64,350 is based on excess revenues over expenditures.

EMPLOYEE CAP CHANGES:

There are no employees in this subfund.

CITY OF JACKSONVILLE, FLORIDA

RECORDING FEES TECHNOLOGY

SUBFUND -- 15U

	FY 10 Actual	FY 11 Budget	FY 12 Approved	Change From Prior Year	
				Percent	Dollar
REVENUE					
COURTS					
Charges for Services	1,016,134	1,041,901	1,048,579	0.6%	6,678
Miscellaneous Revenue	5,564	0	0		0
	1,021,698	1,041,901	1,048,579	0.6%	6,678
JACKSONVILLE CITYWIDE ACTIVITIES					
Miscellaneous Revenue	78,795	18,601	15,113	-18.8%	-3,488
Transfers from Fund Balance	542,210	581,215	0	-100.0%	-581,215
	621,006	599,816	15,113	-97.5%	-584,703
TRANSFERS-NON DEPARTMENTAL					
Transfers From Other Funds	0	544,845	1,113,050	104.3%	568,205
	0	544,845	1,113,050	104.3%	568,205
TOTAL REVENUE	1,642,703	2,186,562	2,176,742	-0.4%	-9,820
EXPENDITURES					
COURTS					
Internal Service Charges	532,212	570,162	704,435	23.5%	134,273
Other Operating Expenses	71,762	69,500	59,635	-14.2%	-9,865
Capital Outlay	20,023	0	0		0
	623,996	639,662	764,070	19.4%	124,408
PUBLIC DEFENDER					
Internal Service Charges	0	39,907	73,361	83.8%	33,454
Other Operating Expenses	391,222	304,796	306,716	0.6%	1,920
Capital Outlay	51,548	1	1	0.0%	0
	442,771	344,704	380,078	10.3%	35,374
STATE ATTORNEY					
Internal Service Charges	463,875	884,628	756,145	-14.5%	-128,483
Other Operating Expenses	203,139	271,272	190,000	-30.0%	-81,272
Capital Outlay	120,282	45,001	86,449	92.1%	41,448
Banking Fund Debt Repayment	3,707	1,295	0	-100.0%	-1,295
	791,004	1,202,196	1,032,594	-14.1%	-169,602
TOTAL EXPENDITURES	1,857,771	2,186,562	2,176,742	-0.4%	-9,820
AUTHORIZED POSITION CAP					
		FY 11 Budget	FY 12 Approved	Change	

Authorized Positions
Part-Time Hours

CITY OF JACKSONVILLE, FLORIDA

RECORDING FEES TECHNOLOGY (15U)

BACKGROUND:

This sub-fund receives a \$2 fee by the State pursuant to Article 5. Money collected in this fund is shared between the Courts, Public Defender and State Attorney based on a written agreement between the three parties.

REVENUES:

Charges for Services:

The increase of \$6,678 is due to higher fee revenue.

Miscellaneous Revenue:

The decrease of \$3,488 is due to lower investment earnings.

Transfer from Fund Balance:

The decrease of \$581,215 is attributable to not enough fund balance to transfer.

Transfer from Other Funds:

The increase of \$568,205 is a transfer from the General Fund to cover budgeted expenses in excess of revenues.

EXPENDITURES:

Internal Service Charges:

Courts: The net increase of \$134,273 is mostly due to an increase in ITD charges.

Public Defender: The net increase of \$33,454 is primarily due to an increase in ITD charges.

State Attorney: The net decrease of \$128,483 is mainly due to a decrease in ITD charges.

Other Operating Expenses:

Courts: The net decrease of \$9,865 is primarily the result of a decrease in software and computer items under \$1,000.

Public Defender: The net increase of \$1,920 is mostly due to an increase in dues, subscriptions and memberships.

State Attorney: The net decrease of \$81,272 is mainly attributable to decreases in professional services of \$108,060 and repairs and maintenance of \$23,212. This is offset somewhat with an increase in software and computer items under \$1,000 of \$50,000.

Capital Outlay:

State Attorney: The increase of \$41,448 is attributable to computer equipment and software.

Banking Fund Debt Repayment:

State Attorney: The decrease of \$1,295 is for lower Banking Fund Debt.

EMPLOYEE CAP CHANGES:

There are no employees in this fund.

CITY OF JACKSONVILLE, FLORIDA

TEEN COURT PROGRAMS TRUST

SUBFUND -- 15V

	FY 10 Actual	FY 11 Budget	FY 12 Approved	Change From Prior Year	
				Percent	Dollar
REVENUE					
COURTS					
Fines and Forfeits	396,234	406,724	369,786	-9.1%	-36,938
	<u>396,234</u>	<u>406,724</u>	<u>369,786</u>	<u>-9.1%</u>	<u>-36,938</u>
JACKSONVILLE CITYWIDE ACTIVITIES					
Fines and Forfeits	91	0	0		0
Miscellaneous Revenue	42,203	21,670	13,557	-37.4%	-8,113
Transfers from Fund Balance	208,499	81,856	108,775	32.9%	26,919
	<u>250,793</u>	<u>103,526</u>	<u>122,332</u>	<u>18.2%</u>	<u>18,806</u>
TOTAL REVENUE	647,027	510,250	492,118	-3.6%	-18,132
EXPENDITURES					
COURTS					
Salaries	350,344	297,576	303,464	2.0%	5,888
Employer Provided Benefits	102,422	87,694	104,331	19.0%	16,637
Internal Service Charges	33,214	25,407	26,131	2.8%	724
Other Operating Expenses	102,793	99,573	58,192	-41.6%	-41,381
Capital Outlay	8,702	0	0		0
	<u>597,474</u>	<u>510,250</u>	<u>492,118</u>	<u>-3.6%</u>	<u>-18,132</u>
TOTAL EXPENDITURES	597,474	510,250	492,118	-3.6%	-18,132
AUTHORIZED POSITION CAP					
		FY 11 Budget	FY 12 Approved	Change	
Authorized Positions		8	8		
Part-Time Hours					

CITY OF JACKSONVILLE, FLORIDA

DUVAL COUNTY TEEN COURT PROGRAMS TRUST (15V)

BACKGROUND:

This program provides Duval County youth with an alternative to a conviction record by diverting them into programs where they are subject to peer group involvement as part of the rehabilitation process, and/or exposure to community service work, positive role models, law students, and the judicial system. In addition, a second program the Teen Court Truancy Program has been developed in a truancy reduction effort. As a result of Ordinance 2006-1066, the Teen Court Trust Program and the Teen Court Truancy Program are administered by the Courts.

REVENUES:

Fines and Forfeits:

The decrease of \$36,938 is due to lower fine revenues.

Miscellaneous Revenue:

The decrease of \$8,113 is for investment earnings.

Transfer from Fund Balance:

The increase of \$26,919 is a result of an increase in budgeted expenses.

EXPENDITURES:

Salaries:

The increase of \$5,888 is primarily the result of minor salary adjustments.

Employer Provided Benefits:

The net increase of \$16,637 is primarily attributable to higher pension contribution costs of \$9,841 and an increase in group health insurance of \$7,314.

Internal Service Charges:

The net increase of \$724 is primarily attributable to increases in wireless communication of \$4,261 and telecommunication charges of \$1,177. This is offset somewhat with a decrease in ITD charges of \$4,475.

Other Operating Expenses:

The net decrease of \$41,381 is mainly the result of a decrease of \$40,854 in contractual services.

EMPLOYEE CAP CHANGES:

There are no cap changes.

CITY OF JACKSONVILLE, FLORIDA

LIBRARY CONFERENCE FACILITY TRUST

SUBFUND -- 15W

	FY 10 Actual	FY 11 Budget	FY 12 Approved	Change From Prior Year	
				Percent	Dollar
REVENUE					
PUBLIC LIBRARIES					
Miscellaneous Revenue	0	140,800	141,136	0.2%	336
	0	140,800	141,136	0.2%	336
TOTAL REVENUE	0	140,800	141,136	0.2%	336
EXPENDITURES					
PUBLIC LIBRARIES					
Salaries	0	68,048	68,617	0.8%	569
Employer Provided Benefits	0	20,765	22,915	10.4%	2,150
Internal Service Charges	0	500	4,000	700.0%	3,500
Other Operating Expenses	0	51,487	45,604	-11.4%	-5,883
	0	140,800	141,136	0.2%	336
TOTAL EXPENDITURES	0	140,800	141,136	0.2%	336
AUTHORIZED POSITION CAP					
		FY 11 Budget	FY 12 Approved	Change	
Authorized Positions		2	2		
Part-Time Hours		1,560	1,560		

CITY OF JACKSONVILLE, FLORIDA

LIBRARY CONFERENCE FACILITY TRUST (15W)

BACKGROUND:

The Library Conference Facility Trust was established per Ordinance 2006-237. The Main Library charges a fee for the use of the conference facilities in order to cover the costs associated with operating and leasing the conference facilities for business, recreational and social purposes.

REVENUES:

Miscellaneous Revenue:

Anticipated revenues of \$141,136 are expected to be generated from the rental of city facilities, an increase of \$336 from the prior fiscal year.

EXPENDITURES:

Employer Provided Benefits:

The increase of \$2,150 is mainly due to increased pension costs.

Internal Service Charges:

The increase of \$3,500 is due to an increase in copy center allocation charges.

Other Operating Expenses:

The decrease of \$5,883 is mainly due to a decrease of \$3,500 in printing and binding and \$1,988 in contractual services.

EMPLOYEE CAP CHANGES:

There were no changes to the cap.

CITY OF JACKSONVILLE, FLORIDA

9-1-1 EMERGENCY USER FEE

SUBFUND -- 171

	FY 10 Actual	FY 11 Budget	FY 12 Approved	Change From Prior Year	
				Percent	Dollar
REVENUE					
JACKSONVILLE CITYWIDE ACTIVITIES					
Miscellaneous Revenue	176,323	118,649	92,865	-21.7%	-25,784
	176,323	118,649	92,865	-21.7%	-25,784
OFFICE OF THE SHERIFF					
Charges for Services	4,917,950	4,488,618	4,737,787	5.6%	249,169
	4,917,950	4,488,618	4,737,787	5.6%	249,169
TOTAL REVENUE	5,094,272	4,607,267	4,830,652	4.8%	223,385
EXPENDITURES					
OFFICE OF THE SHERIFF					
Salaries	298,753	318,436	324,103	1.8%	5,667
Employer Provided Benefits	89,586	85,821	98,513	14.8%	12,692
Internal Service Charges	12,004	6,464	7,456	15.3%	992
Other Operating Expenses	4,237,552	4,196,545	4,400,579	4.9%	204,034
Capital Outlay	0	1	1	0.0%	0
	4,637,895	4,607,267	4,830,652	4.8%	223,385
TOTAL EXPENDITURES	4,637,895	4,607,267	4,830,652	4.8%	223,385

AUTHORIZED POSITION CAP

	FY 11 Budget	FY 12 Approved	Change
Authorized Positions	7	7	
Part-Time Hours			

CITY OF JACKSONVILLE, FLORIDA

911 EMERGENCY USER FEE (171)

BACKGROUND:

The special revenue fund for the operation of the 911 Emergency Telephone System was established pursuant to Section 365.171 of the Florida Statutes, "a county may impose a "911" fee to be paid by the local exchange subscribers within its boundaries served by the "911" service." The fund provides for the maintenance and operations of the system for Duval County, including ADA accessibility. According to Section 365.172 (9) (b) of the Florida Statutes, "all costs directly attributable to the establishment or provision of E911 service and contracting for E911 services are eligible for expenditure of moneys derived from imposition of the fee authorized by this section." Some of the eligible expenditures include telephone devices and other equipment for the hearing impaired used in the E911 system, hardware and software for computer-aided dispatch (CAD) systems and integrated CAD systems for that portion of the system used for E911 call taking.

REVENUES:

Miscellaneous Revenue:

The decrease of \$25,784 is due to a projected reduction in investment pool earnings.

Charges for Services:

The increase of \$249,169 is due to higher E911 emergency operation and wireless user fee revenue.

EXPENDITURES:

Salaries:

The increase of \$5,667 is primarily due to realizing a 2% pay reduction rather than the 3% reduction anticipated when the FY 11 Budget was adopted.

Employer Provided Benefits:

The increase of \$12,692 is primarily due to a higher cost in pension contribution.

Internal Service Charges:

The increase of \$992 is due to a rise in telecommunication service charges.

Other Operating Expense:

The increase of \$216,085 is primarily due to higher costs of \$210,823 in hardware/software maintenance and license fees and \$134,168 in miscellaneous services and charges. These increases were somewhat offset by a reduction of \$82,347 in telephone and telegraph charges.

EMPLOYEE CAP CHANGES:

There are no changes.

CITY OF JACKSONVILLE, FLORIDA

NORTHSIDE TID - USD1 B/C NORTH COMBINED

SUBFUND -- 181

	FY 10 Actual	FY 11 Budget	FY 12 Approved	Change From Prior Year	
				Percent	Dollar
REVENUE					
JACKSONVILLE CITYWIDE ACTIVITIES					
Taxes	6,149,010	5,670,228	4,468,667	-21.2%	-1,201,561
Transfers from Fund Balance	395,367	0	0		0
	<u>6,544,377</u>	<u>5,670,228</u>	<u>4,468,667</u>	<u>-21.2%</u>	<u>-1,201,561</u>
TRANSFERS-NON DEPARTMENTAL					
Transfers From Other Funds	0	2,220,543	3,322,168	49.6%	1,101,625
	<u>0</u>	<u>2,220,543</u>	<u>3,322,168</u>	<u>49.6%</u>	<u>1,101,625</u>
TOTAL REVENUE	6,544,377	7,890,771	7,790,835	-1.3%	-99,936
EXPENDITURES					
JAX ECONOMIC DEVELOPMENT COMMISSION					
Other Operating Expenses	19,116	0	0		0
	<u>19,116</u>	<u>0</u>	<u>0</u>		<u>0</u>
JACKSONVILLE CITYWIDE ACTIVITIES					
Other Operating Expenses	5,460,331	5,564,596	5,482,313	-1.5%	-82,283
	<u>5,460,331</u>	<u>5,564,596</u>	<u>5,482,313</u>	<u>-1.5%</u>	<u>-82,283</u>
TRANSFERS-NON DEPARTMENTAL					
Debt Service	541,103	2,251,175	2,233,522	-0.8%	-17,653
Transfers to Other Funds	533,162	75,000	75,000	0.0%	0
	<u>1,074,265</u>	<u>2,326,175</u>	<u>2,308,522</u>	<u>-0.8%</u>	<u>-17,653</u>
TOTAL EXPENDITURES	6,553,711	7,890,771	7,790,835	-1.3%	-99,936
AUTHORIZED POSITION CAP		FY 11 Budget	FY 12 Approved	Change	

Authorized Positions
Part-Time Hours

CITY OF JACKSONVILLE, FLORIDA

NORTHWEST/NORTHSIDE TAX INCREMENT DISTRICT (181)

BACKGROUND:

Chapter 163 of the Florida State Statutes requires that 95% of ad valorem tax revenues collected within the boundaries of a tax increment district created under Chapter 163 must be paid to the tax increment district by the city and/or county government that is the taxing body which contains the tax increment district. The Northwest/Northside Tax Increment District receives tax monies from the City of Jacksonville. These revenues may be utilized to provide economic incentives and fund improvements within the tax increment district. Excess revenues must be returned to the taxing bodies that pay into the tax increment districts.

REVENUES:

Taxes:

The decrease of \$1,201,561 is due to lower property tax revenues.

Transfers From Other Funds:

The increase of \$1,101,625 is due to a higher transfer from the General Fund (011).

EXPENDITURES:

Other Operating Expenses:

The decrease of \$82,283 is due to a reduced contribution to the MPS garages.

Debt Service:

The net decrease of \$17,653 in debt service expenditures is attributable to a decrease in interest payments of \$106,804. This is mostly offset by an increase in principal payments of \$89,154.

EMPLOYEE CAP CHANGES:

There are no city positions in this subfund.

CITY OF JACKSONVILLE, FLORIDA

SOUTHSIDE TID - USD1 A

SUBFUND -- 182

	FY 10 Actual	FY 11 Budget	FY 12 Approved	Change From Prior Year	
				Percent	Dollar
REVENUE					
DEBT SERVICE					
Miscellaneous Revenue	72,970	79,000	110,000	39.2%	31,000
	<u>72,970</u>	<u>79,000</u>	<u>110,000</u>	<u>39.2%</u>	<u>31,000</u>
JACKSONVILLE CITYWIDE ACTIVITIES					
Taxes	3,640,579	3,349,893	3,205,257	-4.3%	-144,636
Transfers from Fund Balance	3,166,000	0	0		0
	<u>6,806,579</u>	<u>3,349,893</u>	<u>3,205,257</u>	<u>-4.3%</u>	<u>-144,636</u>
TOTAL REVENUE	6,879,549	3,428,893	3,315,257	-3.3%	-113,636
EXPENDITURES					
JACKSONVILLE CITYWIDE ACTIVITIES					
Other Operating Expenses	1,347,773	1,300,000	1,300,000	0.0%	0
	<u>1,347,773</u>	<u>1,300,000</u>	<u>1,300,000</u>	<u>0.0%</u>	<u>0</u>
TRANSFERS-NON DEPARTMENTAL					
Debt Service	589,144	596,684	532,248	-10.8%	-64,436
Transfers to Other Funds	5,064,818	1,532,209	1,483,009	-3.2%	-49,200
	<u>5,653,962</u>	<u>2,128,893</u>	<u>2,015,257</u>	<u>-5.3%</u>	<u>-113,636</u>
TOTAL EXPENDITURES	7,001,735	3,428,893	3,315,257	-3.3%	-113,636
AUTHORIZED POSITION CAP					
		FY 11 Budget	FY 12 Approved	Change	

Authorized Positions
Part-Time Hours

CITY OF JACKSONVILLE, FLORIDA

SOUTHSIDE TAX INCREMENT DISTRICT (182)

BACKGROUND:

Chapter 163 of the Florida State Statutes requires that 95% of ad valorem tax revenues collected within the boundaries of a tax increment district created under Chapter 163 must be paid to the tax increment district by the city and/or county government that is the taxing body which contains the tax increment district. The Southside Tax Increment District receives tax monies from the City of Jacksonville. These revenues may be utilized to provide economic incentives and fund improvements within the tax increment district. Excess revenues must be returned to the taxing bodies that pay into the tax increment districts.

REVENUES:

Miscellaneous Revenue:

The increase of \$31,000 is due to debt repayment from the Hilton.

Taxes:

The reduction of \$144,636 is due to lower projected tax revenues for this district.

EXPENDITURES:

Other Operating Expenses:

No changes to the budget.

Debt Service:

The net decrease of \$64,436 is due to lower interest payments of \$94,436. This is partially offset by a net increase in principal payments of \$30,000.

Transfers to Other Funds:

The net reduction of \$49,200 is due to a decrease in the transfer to the TID Capital Projects Fund (32T) of \$1,000,000. This is offset by an increase of the transfer to the General Fund (011) for \$950,800.

EMPLOYEE CAP CHANGES:

There are no city positions in this subfund.

CITY OF JACKSONVILLE, FLORIDA

JACKSONVILLE BEACH TID

SUBFUND -- 184

	FY 10 Actual	FY 11 Budget	FY 12 Approved	Change From Prior Year	
				Percent	Dollar
REVENUE					
JACKSONVILLE CITYWIDE ACTIVITIES					
Taxes	4,529,103	5,227,541	4,651,758	-11.0%	-575,783
	4,529,103	5,227,541	4,651,758	-11.0%	-575,783
 TOTAL REVENUE	4,529,103	5,227,541	4,651,758	-11.0%	-575,783
EXPENDITURES					
JACKSONVILLE CITYWIDE ACTIVITIES					
Grants, Aids & Contributions	4,529,103	5,227,541	4,651,758	-11.0%	-575,783
	4,529,103	5,227,541	4,651,758	-11.0%	-575,783
 TOTAL EXPENDITURES	4,529,103	5,227,541	4,651,758	-11.0%	-575,783
AUTHORIZED POSITION CAP					
		FY 11 Budget	FY 12 Approved	Change	

Authorized Positions
Part-Time Hours

CITY OF JACKSONVILLE, FLORIDA

JACKSONVILLE BEACH TAX INCREMENT DISTRICT (184)

BACKGROUND:

Chapter 163 of the Florida State Statutes requires that 95% of ad valorem tax revenues collected within the boundaries of a tax increment district created under Chapter 163 must be paid to the tax increment district by the city and/or county government that is the taxing body which contains the tax increment district. The Jacksonville Beach Tax Increment District receives tax monies from both the City of Jacksonville Beach and the City of Jacksonville/Duval County. These revenues may be utilized to provide economic incentives and fund improvements within the tax increment district. Excess revenues must be returned to the taxing bodies that pay into the tax increment districts.

REVENUES:

Taxes:

The decrease of \$575,783 is due to a decrease in projected property tax revenues in this district.

EXPENDITURES:

Grants, Aids and Contributions:

The decrease of \$575,783 in subsidies and contributions represents a decrease in the payment to the tax increment district.

EMPLOYEE CAP CHANGES:

There are no city positions in this subfund.

CITY OF JACKSONVILLE, FLORIDA

JIA AREA TID - REDEVELOPMENT

SUBFUND -- 185

	FY 10 Actual	FY 11 Budget	FY 12 Approved	Change From Prior Year	
				Percent	Dollar
REVENUE					
JACKSONVILLE CITYWIDE ACTIVITIES					
Taxes	6,849,563	6,459,121	5,854,493	-9.4%	-604,628
	6,849,563	6,459,121	5,854,493	-9.4%	-604,628
TOTAL REVENUE	6,849,563	6,459,121	5,854,493	-9.4%	-604,628
EXPENDITURES					
JACKSONVILLE CITYWIDE ACTIVITIES					
Other Operating Expenses	238,718	300,000	385,000	28.3%	85,000
	238,718	300,000	385,000	28.3%	85,000
TRANSFERS-NON DEPARTMENTAL					
Debt Service	1,425,605	1,795,057	1,744,145	-2.8%	-50,912
Transfers to Other Funds	5,185,240	4,364,064	3,725,348	-14.6%	-638,716
	6,610,845	6,159,121	5,469,493	-11.2%	-689,628
TOTAL EXPENDITURES	6,849,563	6,459,121	5,854,493	-9.4%	-604,628
AUTHORIZED POSITION CAP					
		FY 11 Budget	FY 12 Approved	Change	

Authorized Positions
Part-Time Hours

CITY OF JACKSONVILLE, FLORIDA

JIA AREA REDEVELOPMENT TAX INCREMENT DISTRICT (185)

BACKGROUND:

Chapter 163 of the Florida State Statutes requires that 95% of ad valorem tax revenues collected within the boundaries of a tax increment district created under Chapter 163 must be paid to the tax increment district by the city and/or county government that is the taxing body which contains the tax increment district. The Jacksonville International Airport Tax Increment District receives tax monies from the City of Jacksonville. These revenues may be utilized to provide economic incentives and fund improvements within the tax increment district. Excess revenues must be returned to the taxing bodies that pay into the tax increment districts.

REVENUES:

Taxes:

The decrease of \$604,628 is due to lower property tax revenues for this district.

EXPENDITURES:

Other Operating Expenses:

The increase of \$85,000 is attributable to the RAMCO REV Grant.

Debt Service:

The net decrease of \$50,912 is due to a decline in interest payments of \$73,814. This is somewhat offset by increases in principal payments of \$22,092.

Transfers to Other Funds:

The decrease of \$638,718 is attributable to a decrease in the transfer to the General Fund (011) of \$338,716 and the Capital Projects Fund (32T) of \$300,000.

EMPLOYEE CAP CHANGES:

There are no city positions in this subfund.

CITY OF JACKSONVILLE, FLORIDA

SOUTEL/MONCRIEF TID

SUBFUND -- 186

	FY 10 Actual	FY 11 Budget	FY 12 Approved	Change From Prior Year	
				Percent	Dollar
REVENUE					
JACKSONVILLE CITYWIDE ACTIVITIES					
Taxes	0	449,470	419,891	-6.6%	-29,579
	0	449,470	419,891	-6.6%	-29,579
TOTAL REVENUE	0	449,470	419,891	-6.6%	-29,579
EXPENDITURES					
JACKSONVILLE CITYWIDE ACTIVITIES					
Cash Carryover	0	449,470	419,891	-6.6%	-29,579
	0	449,470	419,891	-6.6%	-29,579
TOTAL EXPENDITURES	0	449,470	419,891	-6.6%	-29,579
AUTHORIZED POSITION CAP					
		FY 11 Budget	FY 12 Approved	Change	

Authorized Positions
Part-Time Hours

CITY OF JACKSONVILLE, FLORIDA

SOUTEL-MONCRIEF TAX INCREMENT DISTRICT (186)

BACKGROUND:

Chapter 163 of the Florida State Statutes requires that 95% of ad valorem tax revenues collected within the boundaries of a tax increment district created under Chapter 163 must be paid to the tax increment district by the city and/or county government that is the taxing body which contains the tax increment district. The Soutel–Moncrief Tax Increment District receives tax dollars from the City of Jacksonville. These revenues may be utilized to provide economic incentives and fund improvements within the tax increment district. Excess revenues must be returned to the taxing bodies that pay into the tax increment districts.

REVENUES:

Taxes:

The decrease of \$29,579 is due to lower property tax revenues for this district.

EXPENDITURES:

Cash Carryover:

This represents excess funds that are placed into a carryover for future use.

EMPLOYEE CAP CHANGES:

There are no city positions in this subfund.

CITY OF JACKSONVILLE, FLORIDA

JACKSONVILLE CHILDREN'S COMMISSION

SUBFUND -- 191

	FY 10 Actual	FY 11 Budget	FY 12 Approved	Change From Prior Year	
				Percent	Dollar
REVENUE					
JACKSONVILLE CHILDREN'S COMMISSION					
Miscellaneous Revenue	305,360	298,300	302,300	1.3%	4,000
	305,360	298,300	302,300	1.3%	4,000
JACKSONVILLE CITYWIDE ACTIVITIES					
Miscellaneous Revenue	191,424	50,000	108,041	116.1%	58,041
	191,424	50,000	108,041	116.1%	58,041
TRANSFERS-NON DEPARTMENTAL					
Transfers From Other Funds	21,058,173	20,673,779	19,384,287	-6.2%	-1,289,492
	21,058,173	20,673,779	19,384,287	-6.2%	-1,289,492
TOTAL REVENUE	21,554,957	21,022,079	19,794,628	-5.8%	-1,227,451
EXPENDITURES					
JACKSONVILLE CHILDREN'S COMMISSION					
Salaries	2,334,716	2,390,558	2,165,673	-9.4%	-224,885
Employer Provided Benefits	686,941	696,110	681,566	-2.1%	-14,544
Internal Service Charges	754,712	463,923	410,965	-11.4%	-52,958
Other Operating Expenses	1,476,827	1,744,099	1,181,747	-32.2%	-562,352
Capital Outlay	0	4	4	0.0%	0
Grants, Aids & Contributions	11,954,350	15,726,844	15,354,673	-2.4%	-372,171
Banking Fund Debt Repayment	930	541	0	-100.0%	-541
	17,208,476	21,022,079	19,794,628	-5.8%	-1,227,451
TRANSFERS-NON DEPARTMENTAL					
Transfers to Other Funds	3,009,672	0	0		0
	3,009,672	0	0		0
TOTAL EXPENDITURES	20,218,149	21,022,079	19,794,628	-5.8%	-1,227,451

AUTHORIZED POSITION CAP

	FY 11 Budget	FY 12 Approved	Change
Authorized Positions	49	44	-5
Part-Time Hours	1,020	1,020	

CITY OF JACKSONVILLE, FLORIDA

JACKSONVILLE CHILDREN'S COMMISSION FUND (191)

BACKGROUND:

The Jacksonville Children's Commission oversees several programs that promote positive infant, child and youth development. This includes oversight to the Mayor's Early Literacy Initiative and the Family Initiative Program.

REVENUES:

Miscellaneous Revenue:

The increase of \$58,041 in Jacksonville Citywide Activities is due to investment pool earnings.

Transfer from Other Funds:

The decrease in the transfer from the General Fund is due to a reduction in operational expenses.

EXPENDITURES:

Salaries:

The decrease of \$224,885 is mainly due to the elimination of five (5) positions.

Employer Provided Benefits:

The decrease of \$14,544 is mainly due to the elimination of five (5) positions.

Internal Service Charges:

The decrease of \$52,958 is primarily due to a net reduction of \$81,360 in ITD charges. This reduction is partially offset by an increase of \$17,608 in copy center charges and \$12,718 in wireless communication.

Other Operating Expenses:

The decrease of \$562,352 is primarily due to a drop of \$200,000 in credentialing, accreditation, and tuition fees, \$187,903 in professional services, \$50,146 in contractual services, \$23,190 in other operating supplies, \$21,013 in other rent, \$17,100 in postage, \$15,749 in advertising and promotion, \$27,665 in printing and binding and \$19,643 in other operating expenses.

Grants, Aids & Contributions:

The decrease of \$372,171 is due to reductions in public service grants.

EMPLOYEE CAP CHANGES:

Five (5) positions were eliminated.

CITY OF JACKSONVILLE, FLORIDA

COMMUNITY DEVELOPMENT

SUBFUND -- 1A1

	FY 10 Actual	FY 11 Budget	FY 12 Approved	Change From Prior Year	
				Percent	Dollar
REVENUE					
HOUSING					
Intergovernmental Revenue	5,473,263	139,600	127,036	-9.0%	-12,564
Miscellaneous Revenue	1,608,604	0	0		0
	<u>7,081,866</u>	<u>139,600</u>	<u>127,036</u>	<u>-9.0%</u>	<u>-12,564</u>
TRANSFERS-NON DEPARTMENTAL					
Transfers From Other Funds	345,387	350,357	75,000	-78.6%	-275,357
	<u>345,387</u>	<u>350,357</u>	<u>75,000</u>	<u>-78.6%</u>	<u>-275,357</u>
TOTAL REVENUE	7,427,253	489,957	202,036	-58.8%	-287,921
EXPENDITURES					
HOUSING					
Salaries	937,418	181,446	0	-100.0%	-181,446
Employer Provided Benefits	275,517	53,819	0	-100.0%	-53,819
Internal Service Charges	144,997	36,375	0	-100.0%	-36,375
Other Operating Expenses	240,485	3,717	0	-100.0%	-3,717
Grants, Aids & Contributions	4,092,955	75,000	75,000	0.0%	0
Indirect Cost	44,566	0	0		0
Other	1,555,483	0	0		0
	<u>7,291,420</u>	<u>350,357</u>	<u>75,000</u>	<u>-78.6%</u>	<u>-275,357</u>
TRANSFERS-NON DEPARTMENTAL					
Transfers to Other Funds	139,600	139,600	127,036	-9.0%	-12,564
	<u>139,600</u>	<u>139,600</u>	<u>127,036</u>	<u>-9.0%</u>	<u>-12,564</u>
TOTAL EXPENDITURES	7,431,020	489,957	202,036	-58.8%	-287,921
AUTHORIZED POSITION CAP					
		FY 11 Budget	FY 12 Approved	Change	
Authorized Positions		4		-4	
Part-Time Hours					

CITY OF JACKSONVILLE, FLORIDA

COMMUNITY DEVELOPMENT (1A1)

BACKGROUND:

In accordance with a recommendation from the Affordable Housing Task Force in 2006, it was recommended to remove the federal and state housing and community development grants from the Mayor's annual budget cycle and handle them through separate legislation. Beginning in FY 12, the General Fund's portion of the Housing Department will no longer be budgeted in subfund 1A1, thus ending interfund transfers.

REVENUES:

Intergovernmental Revenue:

The reduction of \$12,564 is due to the decrease in federal funding.

Transfers-Non Departmental:

The net reduction of \$275,357 is due to the elimination of the transfer from general fund. This revenue and all related expenses are now found in the general fund financials for Housing and Neighborhoods..

EXPENDITURES:

Salaries:

The decrease of \$181,446 is due to the elimination of the transfer from general fund.

Employer Provided Benefits:

The decrease of \$53,819 is due to the elimination of the transfer from general fund.

Internal Service Charges:

The decrease of \$36,375 is due to the elimination of the transfer from general fund.

Transfers To Other Funds

The reduction of \$12,564 is due to a reduction in federal funding.

EMPLOYEE CAP CHANGES:

Four (4) authorized positions were transferred to the general fund.

CITY OF JACKSONVILLE, FLORIDA

HUGUENOT PARK

SUBFUND -- 1D1

	FY 10 Actual	FY 11 Budget	FY 12 Approved	Change From Prior Year	
				Percent	Dollar
REVENUE					
JACKSONVILLE CITYWIDE ACTIVITIES					
Miscellaneous Revenue	3,135	0	0		0
	3,135	0	0		0
RECREATION & COMMUNITY SERVICES					
Charges for Services	417,392	411,700	411,700	0.0%	0
Miscellaneous Revenue	26,372	40,698	27,730	-31.9%	-12,968
	443,764	452,398	439,430	-2.9%	-12,968
TRANSFERS-NON DEPARTMENTAL					
Transfers From Other Funds	341,673	360,317	384,496	6.7%	24,179
	341,673	360,317	384,496	6.7%	24,179
TOTAL REVENUE	788,573	812,715	823,926	1.4%	11,211
EXPENDITURES					
PUBLIC WORKS					
Salaries	79,163	74,166	75,250	1.5%	1,084
Employer Provided Benefits	36,202	39,653	43,635	10.0%	3,982
Internal Service Charges	391	293	462	57.7%	169
Other Operating Expenses	785	2,040	2,072	1.6%	32
	116,541	116,152	121,419	4.5%	5,267
RECREATION & COMMUNITY SERVICES					
Salaries	193,388	200,499	204,298	1.9%	3,799
Employer Provided Benefits	62,875	70,127	80,003	14.1%	9,876
Internal Service Charges	69,968	69,966	75,921	8.5%	5,955
Other Operating Expenses	164,282	171,256	167,940	-1.9%	-3,316
Indirect Cost	175,919	184,715	174,345	-5.6%	-10,370
	666,432	696,563	702,507	0.9%	5,944
TOTAL EXPENDITURES	782,972	812,715	823,926	1.4%	11,211
AUTHORIZED POSITION CAP					
		FY 11 Budget	FY 12 Approved	Change	
Authorized Positions		9	9		
Part-Time Hours		1,529	1,529		

CITY OF JACKSONVILLE, FLORIDA

HUGUENOT PARK (1D1)

BACKGROUND:

The Huguenot Park Trust Fund is funded by entrance fees, miscellaneous sales and camper rentals as well as a subsidy from the General Fund.

REVENUES:

Miscellaneous Revenue:

The decrease of \$12,968 is due to a reduction in telephone, laundry and concession commissions.

Transfers From Other Funds:

The increase of \$24,179 is due to a transfer from the General Fund. The subsidy from Kathryn A. Hanna Park has been eliminated.

EXPENDITURES:

Employer Provided Benefits:

The net increase of \$3,982 in Public Works is due primarily to an increase of \$3,195 in pension contributions and \$2,097 in health insurance. It is mainly offset by a decrease of \$1,253 in workers' compensation insurance.

The net increase of \$9,876 in Recreation and Community Services is mainly due to an increase of \$7,376 in pension contributions and \$4,091 in health insurance. It is partially offset by \$1,063 in workers' compensation costs.

Internal Service Charges:

The net increase of \$5,995 in Recreation and Community Services is primarily due to increases of \$7,215 in mailroom charges, \$7,155 in fleet parts, \$5,381 in fleet repairs, \$4,109 in network charges, and \$2,525 in computer system maintenance charges. The increases were mainly offset by decreases of \$14,462 in telecommunication charges and \$5,425 in data center service charges.

Other Operating Expenses:

Operating expenses in Recreation and Community Services were reduced by \$3,316 mainly due to reductions of \$7,350 in miscellaneous services and charges, \$3,708 in equipment rentals, \$1,000 in furniture expenses, and \$1,000 in other operating supplies. These reductions were mainly offset by an increase of \$7,350 in repairs and maintenance and \$1,830 in plant renewal charges.

Indirect Cost:

Indirect costs have decreased by \$10,370 based on the Indirect Cost Study.

EMPLOYEE CAP CHANGES:

There are no changes to the employee cap.

CITY OF JACKSONVILLE, FLORIDA

KATHRYN A HANNA PARK

SUBFUND -- 1D2

	FY 10 Actual	FY 11 Budget	FY 12 Approved	Change From Prior Year	
				Percent	Dollar
REVENUE					
JACKSONVILLE CITYWIDE ACTIVITIES					
Miscellaneous Revenue	-1,840	20,336	0	-100.0%	-20,336
Transfers from Fund Balance	70,000	0	0		0
	68,160	20,336	0	-100.0%	-20,336
RECREATION & COMMUNITY SERVICES					
Charges for Services	989,558	1,171,446	1,001,939	-14.5%	-169,507
Miscellaneous Revenue	95,813	170,925	117,485	-31.3%	-53,440
	1,085,371	1,342,371	1,119,424	-16.6%	-222,947
TRANSFERS-NON DEPARTMENTAL					
Transfers From Other Funds	381,941	499,578	238,511	-52.3%	-261,067
	381,941	499,578	238,511	-52.3%	-261,067
TOTAL REVENUE	1,535,472	1,862,285	1,357,935	-27.1%	-504,350
EXPENDITURES					
PUBLIC WORKS					
Salaries	205,421	207,022	219,369	6.0%	12,347
Employer Provided Benefits	71,017	88,070	99,823	13.3%	11,753
Other Operating Expenses	1,834	3,137	3,328	6.1%	191
	278,273	298,229	322,520	8.1%	24,291
RECREATION & COMMUNITY SERVICES					
Salaries	291,803	292,959	286,990	-2.0%	-5,969
Employer Provided Benefits	103,185	105,746	108,443	2.6%	2,697
Internal Service Charges	105,447	123,472	98,054	-20.6%	-25,418
Other Operating Expenses	315,459	457,490	329,472	-28.0%	-128,018
Capital Outlay	0	1	1	0.0%	0
Indirect Cost	213,401	224,071	212,455	-5.2%	-11,616
	1,029,296	1,203,739	1,035,415	-14.0%	-168,324
TRANSFERS-NON DEPARTMENTAL					
Transfers to Other Funds	341,673	360,317	0	-100.0%	-360,317
	341,673	360,317	0	-100.0%	-360,317
TOTAL EXPENDITURES	1,649,241	1,862,285	1,357,935	-27.1%	-504,350
AUTHORIZED POSITION CAP					
		FY 11 Budget	FY 12 Approved	Change	
Authorized Positions		16	15	-1	
Part-Time Hours		3,918	3,918		

CITY OF JACKSONVILLE, FLORIDA

KATHRYN A. HANNA PARK (1D2)

BACKGROUND:

The Kathryn A. Hanna Park Maintenance and Improvement Fund was established by Ordinance 1989-67-38 to receive all revenues and interest earned by the City from admission fees, rentals of equipment, and other funds from activities and events occurring at Hanna Park. The generated revenues are used to offset the expenditures for personnel, operating, and capital outlay.

REVENUES:

Miscellaneous Revenue:

The reduction of \$20,336 in Jacksonville Citywide Activities is due to no investment earnings projected in FY 12.

The reduction of \$53,440 in Recreation and Community Services is due to reductions of \$37,000 in surcharges, \$8,430 in overtime reimbursement charges for events, and \$8,010 in miscellaneous sales and charges.

Charges for Services:

The net decrease of \$169,507 is due to a reduction of \$183,507 in camper rentals. This was slightly offset by increases of \$10,000 in entrance fee revenues and \$4,000 in annual passes.

Transfers from Other Funds:

There is a transfer from the General Fund in the amount of \$238,511 to help support operations. The decrease of \$261,067 is mainly due to the elimination of a subsidy to Huguenot Park.

EXPENDITURES:

Salaries:

The increase of \$12,347 in Public Works is mainly due to \$15,110 in salaries and \$2,488 in special pay- pensionable. It was offset by a reduction of \$5,251 in sellback pay.

The decrease of \$5,969 in Recreation and Community Services is mainly due to a decline of \$16,609 in permanent salaries. It was substantially offset by an increase in part time salaries of \$10,000.

Employer Provided Benefits:

The net increase of \$11,753 in Public Works is mainly due to rises of \$10,891 in pension costs and \$3,551 in health insurance costs. It was primarily offset by a reduction of \$2,367 in workers' compensation insurance.

The net increase of \$2,697 in Recreation and Community Services is mainly due to an increase of \$7,397 in pension costs. It was mainly offset by declines of \$2,483 in health insurance and \$1,335 in workers' compensation insurance.

Internal Service Charges:

The decrease of \$25,418 in internal service charges is primarily due to declines of \$29,707 in telecommunications charges, \$8,680 in data center service charges, and \$8,082 in fleet repairs. These were partially offset by increases of \$8,255 in network charges, \$6,720 in mailroom charges, and \$4,040 in computer system maintenance charges.

Other Operating Expenses:

The decrease of \$128,018 in Recreation and Community Services is primarily due to reductions of \$66,000 in miscellaneous services and charges, \$40,768 in guard service, \$14,075 in operating supplies, \$5,150 in repairs and maintenance, and \$3,500 in furniture.

Indirect Costs:

CITY OF JACKSONVILLE, FLORIDA

Indirect costs have decreased by \$11,616 based on the Indirect Cost Study.

Transfers to Other Funds:

The reduction of \$360,317 results from the elimination of a transfer to Huguenot Park for the subsidy of its operations.

EMPLOYEE CAP CHANGES:

One (1) authorized position was eliminated.

CITY OF JACKSONVILLE, FLORIDA



2011-2012 ANNUAL BUDGET

CITY OF JACKSONVILLE, FLORIDA

FLORIDA BOATER IMPROVEMENT PROGRAM

SUBFUND -- 1D8

	FY 10 Actual	FY 11 Budget	FY 12 Approved	Change From Prior Year	
				Percent	Dollar
REVENUE					
RECREATION & COMMUNITY SERVICES					
Charges for Services	0	160,000	160,000	0.0%	0
	0	160,000	160,000	0.0%	0
TOTAL REVENUE	0	160,000	160,000	0.0%	0
EXPENDITURES					
RECREATION & COMMUNITY SERVICES					
Other Operating Expenses	0	160,000	160,000	0.0%	0
	0	160,000	160,000	0.0%	0
TOTAL EXPENDITURES	0	160,000	160,000	0.0%	0
AUTHORIZED POSITION CAP					
		FY 11 Budget	FY 12 Approved	Change	

Authorized Positions
Part-Time Hours

CITY OF JACKSONVILLE, FLORIDA

FLORIDA BOATER IMPROVEMENT FUND (1D8)

BACKGROUND:

The Florida Boater Improvement Trust Fund was established by Ordinance 1997-804 to provide boat-related activities (such as recreational channel marking); removal of floating structures deemed a hazard to public safety and health, as well as manatee and marine mammal protection.

REVENUES:

Charges for Services:

There are no changes for FY 12.

EXPENDITURES:

Other Operating Expenses:

There are no changes for FY 12.

EMPLOYEE CAP CHANGES:

There are no positions in this subfund.

CITY OF JACKSONVILLE, FLORIDA

CECIL FIELD COMMERCE CENTER

SUBFUND -- 1DA

	FY 10 Actual	FY 11 Budget	FY 12 Approved	Change From Prior Year	
				Percent	Dollar
REVENUE					
JACKSONVILLE CITYWIDE ACTIVITIES					
Miscellaneous Revenue	37,929	16,363	7,075	-56.8%	-9,288
Transfers from Fund Balance	165,027	100,000	63,759	-36.2%	-36,241
	202,956	116,363	70,834	-39.1%	-45,529
RECREATION & COMMUNITY SERVICES					
Charges for Services	54,346	206,152	193,000	-6.4%	-13,152
Miscellaneous Revenue	102,045	126,599	60,000	-52.6%	-66,599
	156,391	332,751	253,000	-24.0%	-79,751
TRANSFERS-NON DEPARTMENTAL					
Transfers From Other Funds	1,575,367	1,509,133	1,622,988	7.5%	113,855
	1,575,367	1,509,133	1,622,988	7.5%	113,855
TOTAL REVENUE	1,934,714	1,958,247	1,946,822	-0.6%	-11,425
EXPENDITURES					
JACKSONVILLE CITYWIDE ACTIVITIES					
Lapse	0	-34,596	-19,413	-43.9%	15,183
	0	-34,596	-19,413	-43.9%	15,183
RECREATION & COMMUNITY SERVICES					
Salaries	529,044	553,178	543,807	-1.7%	-9,371
Employer Provided Benefits	120,193	118,885	135,239	13.8%	16,354
Internal Service Charges	3,336	47,138	28,368	-39.8%	-18,770
Other Operating Expenses	1,233,098	1,273,641	1,258,820	-1.2%	-14,821
Capital Outlay	0	1	1	0.0%	0
	1,885,672	1,992,843	1,966,235	-1.3%	-26,608
TOTAL EXPENDITURES	1,885,672	1,958,247	1,946,822	-0.6%	-11,425
AUTHORIZED POSITION CAP					
		FY 11 Budget	FY 12 Approved	Change	
Authorized Positions		8	8		
Part-Time Hours		25,500	24,244	-1,256	

CITY OF JACKSONVILLE, FLORIDA

CECIL FIELD COMMERCE CENTER (1DA)

BACKGROUND:

The Cecil Field Commerce Center includes the community center, aquatics complex, and the athletic complex.

REVENUES:

Miscellaneous Revenue:

The decrease of \$9,288 in Jacksonville Citywide Activities is due to lower anticipated investment returns.

The decrease of \$66,599 in Recreation and Community Services is mainly due to a decrease in miscellaneous sales and charges.

Transfers From Fund Balance:

The decrease of \$36,241 in Jacksonville Citywide Activities is due to a lower anticipated fund balance.

Charges for Services:

The net decrease of \$13,152 is primarily associated with a decrease of \$126,152 in organized events at the Cecil Field Commerce Center. It is primarily offset by an increase in entrance fee revenues of \$48,000 and summer camp revenues of \$65,000.

Transfers from Other Funds:

The increase of \$113,855 is due to an increase in the transfer from General Fund.

EXPENDITURES:

Employer Provided Benefits:

The net increase of \$16,354 is primarily due to an \$ 11,685 increase in pension costs, \$6,901 increase in group health insurance costs, and a \$1,503 increase in Medicare taxes. Increases were offset by a \$3,846 reduction in workers' compensation insurance.

Internal Service Charges:

The net decrease of \$18,770 is mostly due to decreases of \$16,881 in data center service charges and \$13,658 in telecommunication. This was mostly offset by an increase in \$4,545 in computer maintenance charges, \$3,000 in copy center charges and \$2,455 in network charges.

Other Operating Expenses:

The net decrease of \$14,821 is mostly due to an \$11,335 decrease in miscellaneous insurance, \$4,000 in contractual services- utilities and \$3,000 in printing and binding. This was mostly offset by increases of \$3,577 in contractual services- SMG and \$2,100 in cleaning allowances.

EMPLOYEE CAP CHANGES:

There are no changes to the employee cap.

CITY OF JACKSONVILLE, FLORIDA

BEACH EROSION - LOCAL
SUBFUND -- 1F4

	FY 10 Actual	FY 11 Budget	FY 12 Approved	Change From Prior Year	
				Percent	Dollar
REVENUE					
JACKSONVILLE CITYWIDE ACTIVITIES					
Miscellaneous Revenue	478,138	0	0		0
	<u>478,138</u>	<u>0</u>	<u>0</u>		<u>0</u>
TRANSFERS-NON DEPARTMENTAL					
Transfers From Other Funds	550,000	200,000	200,000	0.0%	0
	<u>550,000</u>	<u>200,000</u>	<u>200,000</u>	<u>0.0%</u>	<u>0</u>
TOTAL REVENUE	1,028,138	200,000	200,000	0.0%	0
EXPENDITURES					
JACKSONVILLE CITYWIDE ACTIVITIES					
Cash Carryover	0	200,000	200,000	0.0%	0
	<u>0</u>	<u>200,000</u>	<u>200,000</u>	<u>0.0%</u>	<u>0</u>
PUBLIC WORKS					
Other Operating Expenses	32,041	0	0		0
	<u>32,041</u>	<u>0</u>	<u>0</u>		<u>0</u>
TOTAL EXPENDITURES	32,041	200,000	200,000	0.0%	0
AUTHORIZED POSITION CAP					
		FY 11 Budget	FY 12 Approved	Change	

Authorized Positions
Part-Time Hours

CITY OF JACKSONVILLE, FLORIDA

BEACH EROSION – LOCAL (1F4)

BACKGROUND:

The Beach Erosion - Local Subfund is primarily governed by the Local Cooperation Agreement (established in 1978) between the Federal Government (Corps of Engineers) and the City of Jacksonville. The agreement provides for periodic renourishment of the County's beaches and to maintain the design profile for a total of 50 years (through the year 2028). The State is not a party to the aforementioned agreement but has participated in previous years in each phase of beach renourishment by contributing a percentage of the "local share". State funding is not guaranteed and is subject to State legislative approval. Total project costs are shared between federal and non-federal (County and State) funding at the level of 61.6% and 38.4%, respectively. The State of Florida and City of Jacksonville share of the non-federal funding is approximately 47.21% and 52.79%, respectively.

The Local Cooperation Agreement, and a related Beach Renourishment Financing Plan, account for County beach renourishment projects every five (5) years. Contributions from the general fund, along with investment pool earnings, serve to satisfy the local-share obligations.

REVENUES:

Transfers from Other Funds:

Revenues are derived from a \$200,000 inter-fund transfer from the general fund as outlined in the Beach Renourishment Financing Plan.

EXPENDITURES:

Cash Carryover:

These funds are placed in reserve pending future appropriations for the various phases of beach renourishment including, but not limited to, design, surveys, permitting, construction, monitoring, and annual beach tilling for three (3) years following the renourishment project.

EMPLOYEE CAP CHANGES:

There are no employees associated with this subfund.

CITY OF JACKSONVILLE, FLORIDA

ANIMAL CARE & CONTROL PROGRAMS

SUBFUND -- 1H2

	FY 10 Actual	FY 11 Budget	FY 12 Approved	Change From Prior Year	
				Percent	Dollar
REVENUE					
ENVIRONMENTAL & COMPLIANCE					
Charges for Services	389,958	616,630	913,070	48.1%	296,440
Fines and Forfeits	21,100	0	0		0
Miscellaneous Revenue	8,818	12,000	12,000	0.0%	0
	419,877	628,630	925,070	47.2%	296,440
JACKSONVILLE CITYWIDE ACTIVITIES					
Miscellaneous Revenue	0	0	0		0
	0	0	0		0
TOTAL REVENUE	419,877	628,630	925,070	47.2%	296,440
EXPENDITURES					
ENVIRONMENTAL & COMPLIANCE					
Salaries	82,059	79,549	70,347	-11.6%	-9,202
Employer Provided Benefits	17,738	18,902	20,494	8.4%	1,592
Internal Service Charges	3,551	732	1,128	54.1%	396
Other Operating Expenses	252,349	462,407	570,057	23.3%	107,650
	355,697	561,590	662,026	17.9%	100,436
JACKSONVILLE CITYWIDE ACTIVITIES					
Cash Carryover	0	67,040	263,044	292.4%	196,004
	0	67,040	263,044	292.4%	196,004
TOTAL EXPENDITURES	355,697	628,630	925,070	47.2%	296,440
AUTHORIZED POSITION CAP					
		FY 11 Budget	FY 12 Approved	Change	
Authorized Positions		1	1		
Part-Time Hours					

CITY OF JACKSONVILLE, FLORIDA

ANIMAL CARE & CONTROL PROGRAMS (1H2)

BACKGROUND:

Ordinance 2010-527 grants the Animal Care and Protective Services Division authority to oversee the Veterinary Services and Spay and Neuter Rebate Trust Fund. Revenues are derived from additional licensing fees for unaltered animals and revenues generated by the adoption of animals from the city's Animal Care and Control facilities.

REVENUES:

Charges for Services:

The increase of \$296,440 is due to a rise of \$327,000 in animal licenses and permits revenue. This was offset by a decrease of \$30,560 in animal adoption revenue.

EXPENDITURES:

Salaries:

The reduction of \$9,202 is due to an adjustment to salaries.

Employer Provided Benefits:

The increase of \$1,592 is mainly due to an increase in pension contributions.

Other Operating Expenses:

The increase of \$107,650 is mainly due to additional expenditures of \$140,275 in contractual services and \$38,264 in chemicals and drugs. These were slightly offset by a \$66,277 decrease in building rentals and a \$4,638 decrease in advertising and promotion.

Cash Carryover:

The increase of \$196,004 is excess fund budgeted in this line item.

EMPLOYEE CAP CHANGES:

There are no changes to the employee cap.

CITY OF JACKSONVILLE, FLORIDA

DRIVER EDUCATION SAFETY TRUST FUND

SUBFUND -- 1HA

	FY 10 Actual	FY 11 Budget	FY 12 Approved	Change From Prior Year	
				Percent	Dollar
REVENUE					
RECREATION & COMMUNITY SERVICES					
Charges for Services	0	500,000	500,000	0.0%	0
	0	500,000	500,000	0.0%	0
TOTAL REVENUE	0	500,000	500,000	0.0%	0
EXPENDITURES					
RECREATION & COMMUNITY SERVICES					
Grants, Aids & Contributions	0	500,000	500,000	0.0%	0
	0	500,000	500,000	0.0%	0
TOTAL EXPENDITURES	0	500,000	500,000	0.0%	0
AUTHORIZED POSITION CAP					
		FY 11 Budget	FY 12 Approved	Change	

Authorized Positions
Part-Time Hours

CITY OF JACKSONVILLE, FLORIDA

DRIVER EDUCATION SAFETY TRUST FUND (1HA)

BACKGROUND:

The Driver Education Safety Trust was authorized by Ordinance 2002-1165. Funding is provided by an additional \$3 levy on each civil traffic penalty. The funding is used for driver education programs in public and non-public schools. The expenditures budgeted are managed by the Duval County School System.

REVENUES:

Charges for Services:

There are no changes for FY 12.

EXPENDITURES:

Grants, Aids and Contributions:

There are no changes for FY 12.

EMPLOYEE CAP CHANGES:

There are no positions in this subfund.

CITY OF JACKSONVILLE, FLORIDA

ENVIRONMENTAL PROTECTION-ALL YEARS

SUBFUND -- 1HK

	FY 10 Actual	FY 11 Budget	FY 12 Approved	Change From Prior Year	
				Percent	Dollar
REVENUE					
ENVIRONMENTAL & COMPLIANCE					
Licenses and Permits	0	0	355,000		355,000
Fines and Forfeits	400	0	0		0
	400	0	355,000		355,000
TOTAL REVENUE	400	0	355,000		355,000
EXPENDITURES					
ENVIRONMENTAL & COMPLIANCE					
Salaries	0	0	75,539		75,539
Employer Provided Benefits	0	0	28,513		28,513
Internal Service Charges	0	0	30,000		30,000
Other Operating Expenses	0	0	1,923		1,923
	0	0	135,975		135,975
JACKSONVILLE CITYWIDE ACTIVITIES					
Cash Carryover	0	0	219,025		219,025
	0	0	219,025		219,025
TOTAL EXPENDITURES	0	0	355,000		355,000

AUTHORIZED POSITION CAP

	FY 11 Budget	FY 12 Approved	Change
Authorized Positions		2	2
Part-Time Hours			

CITY OF JACKSONVILLE, FLORIDA

ENVIRONMENTAL PROTECTION- ADULT ARCADE INSPECTION (1HK)

BACKGROUND:

Ordinance 2010-326 grants the Office of the Director authority to oversee the inspection of Adult Arcade establishments in Duval County. Revenues are derived from permitting fees from establishments offering gaming/sweepstakes entertainment services.

REVENUES:

Charges for Services:

The increase of \$355,000 is due to the revenue estimate for FY 12 based on the amount of revenue collected in FY 11 when this activity was housed in the general fund operations of the Office of the Director.

EXPENDITURES:

Salaries:

Increase of \$75,539 is due to two positions being budgeted in this fund for FY 12 that were previously budgeted in the general fund.

Employer Provided Benefits:

The increase of \$28,513 is related to the two positions referenced above.

Internal Service Charges:

The increase of \$30,000 is due to the OGC legal allocation being budgeted in this fund for FY 12.

Cash Carryover:

The increase of \$219,025 is due to excess funds budgeted in this line item.

EMPLOYEE CAP CHANGES:

There are two approved positions for this fund.

CITY OF JACKSONVILLE, FLORIDA

BETTER JACKSONVILLE TRUST FUND

SUBFUND -- 111

	FY 10 Actual	FY 11 Budget	FY 12 Approved	Change From Prior Year	
				Percent	Dollar
REVENUE					
JACKSONVILLE CITYWIDE ACTIVITIES					
Taxes	0	67,801,110	66,159,357	-2.4%	-1,641,753
Miscellaneous Revenue	0	1,228,826	3,487,375	183.8%	2,258,549
	0	69,029,936	69,646,732	0.9%	616,796
TOTAL REVENUE	0	69,029,936	69,646,732	0.9%	616,796
EXPENDITURES					
TRANSFERS-NON DEPARTMENTAL					
Debt Service	0	69,029,936	69,646,732	0.9%	616,796
	0	69,029,936	69,646,732	0.9%	616,796
TOTAL EXPENDITURES	0	69,029,936	69,646,732	0.9%	616,796
AUTHORIZED POSITION CAP					
		FY 11 Budget	FY 12 Approved	Change	

Authorized Positions
Part-Time Hours

CITY OF JACKSONVILLE, FLORIDA

BETTER JACKSONVILLE TRUST FUND (111)

BACKGROUND:

This subfund was established to house the financial details related to the Better Jacksonville Plan (BJP). The Better Jacksonville Plan was approved by voters in 2001 and is a \$2.25 billion comprehensive growth management program that provides road and infrastructure improvements, environmental preservation, targeted economic development and new and improved public facilities funded by a half-cent sales tax. The various projects and programs funded by The Better Jacksonville Plan are administered by the City of Jacksonville, the JEA, and the Jacksonville Transportation Authority in cooperation with the Florida Department of Transportation.

REVENUES:

Taxes:

Sales tax revenue is expected to decrease in FY 12.

Miscellaneous Revenue:

This revenue category is made up of anticipated interest earnings for FY 12 which are expected to decrease due to lower investment returns.

EXPENDITURES:

Debt Service:

The total consists of \$43,384,426 in transfers out to cover debt service interest and fiscal agent payments and \$26,262,306 in transfers out to cover debt service principal payments related to the Better Jacksonville Plan (BJP) projects.

EMPLOYEE CAP CHANGES:

There are no positions in this subfund.

CITY OF JACKSONVILLE, FLORIDA

ENTERPRISE FUNDS

Table of Contents

Environmental and Compliance

- . 411 Public Parking System
- . 412 Parking Garage Revenue
- . 431 Motor Vehicle Inspection
- . 461 Stormwater Services

Jacksonville Citywide Activities

- . 445 Solid Waste Facilities Mitigation
- . 446 Solid Waste Class III Mitigation
- . 44G Solid Waste Debt Svc – 2009B ETR
- . 44H Solid Waste Debt Svc – 2009C ETR
- . 461 Stormwater Services
- . 4A6 Municipal Stadium – Debt Service
- . 4B6 Memorial Arena – Debt Service
- . 4C6 Baseball Stadium – Debt Service
- . 4D6 Performing Arts – Debt Service
- . 4F6 Equestrian Center – Debt Service

Jacksonville Economic Development Commission

- . 4A1 Municipal Stadium - City
- . 4A2 Municipal Stadium – SMG
- . 4B1 Memorial Arena – City
- . 4B2 Memorial Arena – SMG
- . 4C1 Baseball Stadium – City
- . 4C2 Baseball Stadium – SMG
- . 4D1 Performing Arts – City
- . 4D2 Performing Arts – SMG
- . 4E1 Convention Center – City
- . 4E2 Convention Center – SMG
- . 4F1 Equestrian Center – City
- . 4F2 Equestrian Center- SMG
- . 4G1 Sports Complex Capital Maint.

Public Works

- . 441 Solid Waste Disposal
- . 442 Contamination Assessment
- . 443 Landfill Closure
- . 44I SW Mitigation Capital Projects
- . 461 Stormwater Services
- . 462 Stormwater Svcs – Capital Projects

Recreation and Community Services

- . 461 Stormwater Services

CITY OF JACKSONVILLE, FLORIDA

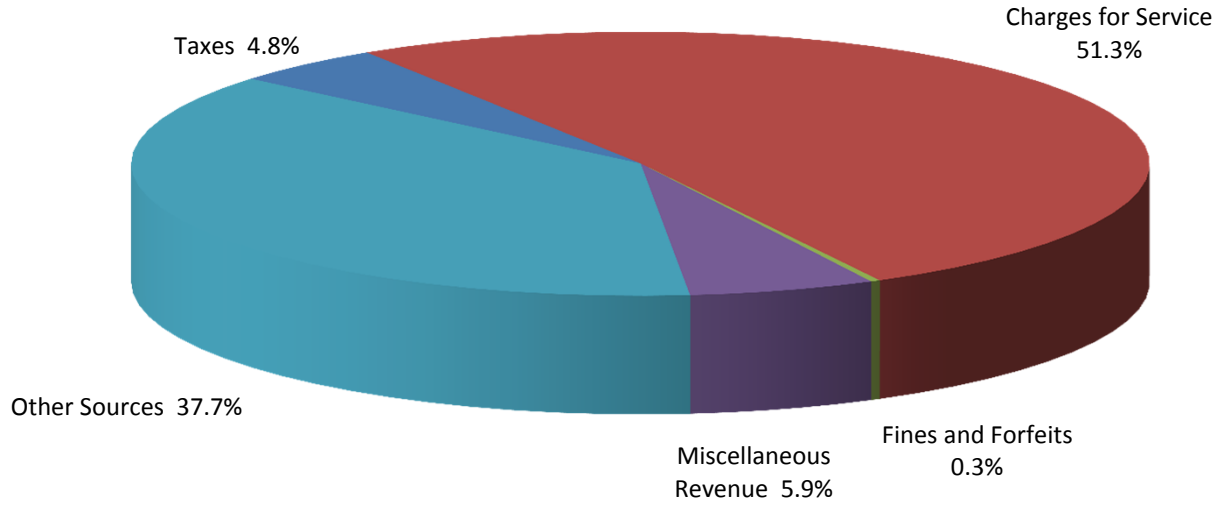
ENTERPRISE FUNDS Summary of Subfunds

S/F	Description	Personnel Expenses	Operating Expenses	Capital Outlay	Debt Service	Other Uses	FY 12 Budgeted
411	Public Parking System	1,746,344	676,682	95,280		218,024	2,736,330
412	Parking Garage Revenue		736,178	100,845		321,181	1,158,204
431	Motor Vehicle Inspection	359,927	56,737			99,871	516,535
441	Solid Waste Disposal	5,653,377	54,046,206	55,003	4,843,921	3,359,650	67,958,157
442	Contamination Assessment		925,632				925,632
443	Landfill Closure	283,665	13,298,243	3			13,581,911
445	Solid Waste Facilities Mitigation					442,530	442,530
446	Solid Waste Class III Mitigation					156,569	156,569
44G	Solid Waste Debt Svc - 2009B ETR				1,555,986		1,555,986
44H	Solid Waste Debt Svc - 2009C ETR				3,341,497		3,341,497
44I	SW Mitigation Capital Projects					125,000	125,000
461	Stormwater Services	9,828,180	7,042,324	1	1,116,451	11,171,528	29,158,484
462	Stormwater Svcs-Capital Projects			27,060,726			27,060,726
4A1	Municipal Stadium - City		3,616,563	80,000	10,496,713	4,836,216	19,029,492
4A2	Municipal Stadium - SMG	1,811,385	5,658,340				7,469,725
4A6	Municipal Stadium - Debt Service				10,644,518		10,644,518
4B1	Memorial Arena - City		1,860,349	40,000		944,742	2,845,091
4B2	Memorial Arena - SMG	1,605,365	4,203,778			2,317,939	8,127,082
4B6	Memorial Arena - Debt Service				8,197,946		8,197,946
4C1	Baseball Stadium - City		470,332	10,001		349,275	829,608
4C2	Baseball Stadium - SMG	320,315	478,216				798,531
4C6	Baseball Stadium - Debt Service				2,166,014		2,166,014
4D1	Performing Arts - City		793,199	30,001	51,164		874,364
4D2	Performing Arts - SMG	765,735	1,738,348			1,044	2,505,127
4D6	Performing Arts - Debt Service				51,880		51,880
4E1	Convention Center - City		660,597	40,001		646,061	1,346,659
4E2	Convention Center - SMG	1,260,675	1,033,887				2,294,562
4F1	Equestrian Center - City		265,550	1	118,682	313,148	697,381
4F2	Equestrian Center - SMG	354,020	371,980				726,000
4F6	Equestrian Center - Debt Service				120,317		120,317
4G1	Sports Complex Capital Maint.			4,198,162			4,198,162
Total Enterprise Funds		23,988,988	97,933,141	31,710,024	42,705,089	25,302,778	221,640,020

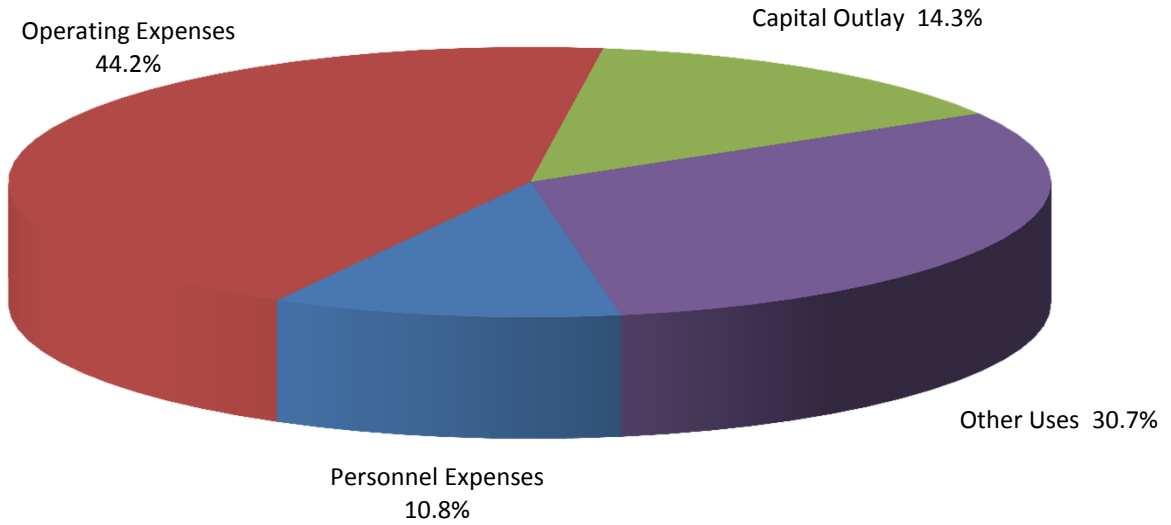
CITY OF JACKSONVILLE, FLORIDA

ENTERPRISE FUNDS

REVENUE SOURCES



EXPENDITURES BY CATEGORY



CITY OF JACKSONVILLE, FLORIDA

PUBLIC PARKING SYSTEM

SUBFUND -- 411

	FY 10 Actual	FY 11 Budget	FY 12 Approved	Change From Prior Year	
				Percent	Dollar
REVENUE					
FINANCE					
Charges for Services	42	0	0		0
	42	0	0		0
ENVIRONMENTAL & COMPLIANCE					
Charges for Services	1,904,819	2,050,788	2,066,497	0.8%	15,709
Fines and Forfeits	551,107	623,794	658,668	5.6%	34,874
Miscellaneous Revenue	2,769	3,944	2,800	-29.0%	-1,144
	2,458,695	2,678,526	2,727,965	1.8%	49,439
JACKSONVILLE CITYWIDE ACTIVITIES					
Miscellaneous Revenue	27,042	9,460	8,365	-11.6%	-1,095
Transfers from Fund Balance	198,464	15,184	0	-100.0%	-15,184
	225,507	24,644	8,365	-66.1%	-16,279
TRANSFERS-NON DEPARTMENTAL					
Transfers From Other Funds	5,300	60,427	0	-100.0%	-60,427
	5,300	60,427	0	-100.0%	-60,427
TOTAL REVENUE	2,689,544	2,763,597	2,736,330	-1.0%	-27,267
EXPENDITURES					
ENVIRONMENTAL & COMPLIANCE					
Salaries	1,101,629	1,301,933	1,285,415	-1.3%	-16,518
Employer Provided Benefits	427,633	487,615	537,417	10.2%	49,802
Internal Service Charges	260,430	318,866	276,646	-13.2%	-42,220
Other Operating Expenses	335,649	380,823	400,036	5.0%	19,213
Capital Outlay	0	198,465	95,280	-52.0%	-103,185
Indirect Cost	157,042	151,619	177,466	17.0%	25,847
	2,282,383	2,839,321	2,772,260	-2.4%	-67,061
JACKSONVILLE CITYWIDE ACTIVITIES					
Lapse	0	-75,724	-76,488	1.0%	-764
Cash Carryover	0	0	40,558		40,558
	0	-75,724	-35,930	-52.6%	39,794
TRANSFERS-NON DEPARTMENTAL					
Transfers to Other Funds	377,711	0	0		0
	377,711	0	0		0
TOTAL EXPENDITURES	2,660,094	2,763,597	2,736,330	-1.0%	-27,267
AUTHORIZED POSITION CAP					
		FY 11 Budget	FY 12 Approved	Change	
Authorized Positions		43	40	-3	
Part-Time Hours		4,980	4,980		

2011-2012 ANNUAL BUDGET

CITY OF JACKSONVILLE, FLORIDA

PUBLIC PARKING SYSTEM (411)

BACKGROUND:

The Public Parking Division manages both On-Street and Off-Street parking the (Shuttle Lot), Bay Street, Courthouse, Forsythe, JEA and Market Street parking lots. Revenues are generated through daily and monthly parking fees, as well as other fines and forfeitures.

REVENUES:

Charges for Services:

The increase of \$15,709 is primarily due to higher daily parking revenues.

Fines and Forfeits:

The increase of \$34,874 is due to higher parking fines revenue.

Miscellaneous Revenue:

The decrease of \$1,144 for Environmental and Compliance is due to reduced miscellaneous sales and charges.

The decrease of \$1,095 for Jacksonville Citywide Activities is due to a lower assumption for investment pool earnings.

The decrease of \$15,184 for Transfers from Fund Balance is due to a reduced contribution from the fund balance for FY 12.

Transfers from Other Funds:

The decrease of \$60,427 is due to a reduction of the contribution from the general fund for FY 12.

EXPENDITURES:

Salaries:

The net reduction of \$16,518 is due to a decrease of \$43,759 in part time salaries. This decrease was somewhat offset by increases of \$17,466 in permanent salaries, \$3,000 in overtime, \$3,882 in leave rollback/sellback and \$2,892 in special pay pensionable.

Employer Provided Benefits:

The increase of \$49,802 is mainly due to a rise in pension contributions of \$51,014. This was partially offset by a decrease of \$1,847 in workers' compensation insurance.

Internal Service Charges:

The net reduction of \$42,220 is mainly due to a net increase of \$64,893 in ITD charges. This was offset by a decrease of \$75,092 in telecommunication allocations and \$30,155 in fleet vehicle rental allocation.

Other Operating Expenses:

The increase of \$19,213 in operating expenses is mainly due to higher credit card merchant fees of \$16,021 and hardware/software and maintenance costs of \$9,552. The increase was partially offset by a decrease of \$3,360 in guard service a decrease of \$2,308 in repairs and maintenance and a decrease of \$734 in contractual services SMG.

Capital Outlay:

The net decrease of \$103,185 is due to a reduction of \$198,464 for cathodic testing at the court house parking lot. This was somewhat offset by an increase of \$95,279 in specialized equipment.

CITY OF JACKSONVILLE, FLORIDA

Indirect Costs:

The increase of \$25,847 is due to the indirect cost study by MAXIMUS Consulting Services, Inc.

Cash Carryover:

The increase of \$40,558 is to boost subfund reserves.

EMPLOYEE CAP CHANGES:

There was a reduction of three positions to the employee cap.

CITY OF JACKSONVILLE, FLORIDA

PARKING GARAGE REVENUE

SUBFUND -- 412

	FY 10 Actual	FY 11 Budget	FY 12 Approved	Change From Prior Year	
				Percent	Dollar
REVENUE					
ENVIRONMENTAL & COMPLIANCE					
Charges for Services	927,046	1,142,812	1,158,204	1.3%	15,392
	927,046	1,142,812	1,158,204	1.3%	15,392
JACKSONVILLE CITYWIDE ACTIVITIES					
Miscellaneous Revenue	-82,180	0	0		0
	-82,180	0	0		0
TRANSFERS-NON DEPARTMENTAL					
Transfers From Other Funds	377,711	1,075,715	0	-100.0%	-1,075,715
	377,711	1,075,715	0	-100.0%	-1,075,715
TOTAL REVENUE	1,222,578	2,218,527	1,158,204	-47.8%	-1,060,323
EXPENDITURES					
ENVIRONMENTAL & COMPLIANCE					
Other Operating Expenses	327,935	574,814	736,178	28.1%	161,364
Capital Outlay	0	0	100,845		100,845
Indirect Cost	263,682	289,906	101,101	-65.1%	-188,805
	591,617	864,720	938,124	8.5%	73,404
JACKSONVILLE CITYWIDE ACTIVITIES					
Cash Carryover	0	0	220,080		220,080
	0	0	220,080		220,080
TRANSFERS-NON DEPARTMENTAL					
Debt Service	1,372,500	1,353,807	0	-100.0%	-1,353,807
Transfers to Other Funds	5,300	0	0		0
	1,377,800	1,353,807	0	-100.0%	-1,353,807
TOTAL EXPENDITURES	1,969,417	2,218,527	1,158,204	-47.8%	-1,060,323

AUTHORIZED POSITION CAP

FY 11 Budget	FY 12 Approved	Change
-----------------	-------------------	--------

Authorized Positions
Part-Time Hours

CITY OF JACKSONVILLE, FLORIDA

PARKING GARAGE REVENUE (412)

BACKGROUND:

The Public Parking Division manages the Ed Ball Garage, St. James Building, Yates, City Hall Annex and Water Street garages. Revenues are generated through daily and monthly parking fees, as well as a transfer from the general fund to supplement debt service payments originating from Parking related debt issuance.

REVENUES:

Charges for Services:

The increase of \$15,392 is due to an increase of \$76,548 in monthly parking revenue. This was mostly offset by a decrease of \$61,156 in special event parking revenue.

Transfers From Other Funds:

The reduction of \$1,075,715 is due to the elimination of the transfer from the general fund.

EXPENDITURES:

Other Operating Expenses:

The net increase of \$161,364 is mainly due to a rise of \$172,097 in repairs and maintenance costs. This was partially offset by a decrease of \$10,310 in miscellaneous insurance.

Capital Outlay:

The increase of \$100,845 is due to the purchasing of specialized equipment.

Indirect Cost:

The decrease of \$188,805 is due to the indirect cost study by MAXIMUS Consulting Services, Inc.

Cash Carryover:

The increase of \$220,080 is due to excess funds being set aside to boost reserves.

Debt Service:

The reduction of \$1,353,807 is due to completing payments of the public parking debt service subfund (415).

EMPLOYEE CAP CHANGES:

There are no positions associated with this subfund.

CITY OF JACKSONVILLE, FLORIDA

MOTOR VEHICLE INSPECTION

SUBFUND -- 431

	FY 10 Actual	FY 11 Budget	FY 12 Approved	Change From Prior Year	
				Percent	Dollar
REVENUE					
ENVIRONMENTAL & COMPLIANCE					
Charges for Services	431,028	430,494	475,060	10.4%	44,566
	431,028	430,494	475,060	10.4%	44,566
JACKSONVILLE CITYWIDE ACTIVITIES					
Miscellaneous Revenue	5,895	4,252	2,506	-41.1%	-1,746
Transfers from Fund Balance	59,939	52,588	38,969	-25.9%	-13,619
	65,834	56,840	41,475	-27.0%	-15,365
TRANSFERS-NON DEPARTMENTAL					
Transfers From Other Funds	0	40,000	0	-100.0%	-40,000
	0	40,000	0	-100.0%	-40,000
TOTAL REVENUE	496,862	527,334	516,535	-2.0%	-10,799
EXPENDITURES					
ENVIRONMENTAL & COMPLIANCE					
Salaries	261,553	255,344	248,864	-2.5%	-6,480
Employer Provided Benefits	90,881	98,947	111,063	12.2%	12,116
Internal Service Charges	11,928	44,852	25,460	-43.2%	-19,392
Other Operating Expenses	17,506	44,371	31,277	-29.5%	-13,094
Indirect Cost	90,731	83,820	99,871	19.1%	16,051
	472,598	527,334	516,535	-2.0%	-10,799
TOTAL EXPENDITURES	472,598	527,334	516,535	-2.0%	-10,799
AUTHORIZED POSITION CAP					
		FY 11 Budget	FY 12 Approved	Change	
Authorized Positions		8	8		
Part-Time Hours		3,616	3,616		

CITY OF JACKSONVILLE, FLORIDA

MOTOR VEHICLE INSPECTION (431)

BACKGROUND:

The Public Parking Division manages the inspection stations for school buses, city vehicles and vehicles for hire.

REVENUES:**Charges for Services:**

The increase of \$44,566 is due to a rise in revenue from school bus and vehicle for hire inspections.

Miscellaneous Revenue:

The decrease of \$1,746 is due to lower investment pool earnings.

Transfers from Fund Balance:

The decrease of \$13,619 is due to a reduction in the transfer from fund balance.

Transfers from Other Funds:

The decrease of \$40,000 is due to the elimination of the contribution from the general fund for FY 12.

EXPENDITURES:**Salaries:**

The reduction of \$6,480 is mainly due to an adjustment of the salary line item.

Employer Provided Benefits:

The increase of \$12,116 is mainly due to an increase of \$9,136 in pension contributions and \$4,078 in group hospitalization insurance.

Internal Service Charges:

The decrease of \$19,392 is due primarily to a reduction of \$17,422 in ITD charges.

Other Operating Expenses:

The reduction of \$13,094 is due mainly to lower motor vehicle inspection background checks of \$10,000 and a reduction in repairs and maintenance of \$1,596.

Indirect Cost:

The increase of \$16,051 is due to the indirect cost study done by MAXIMUS Consulting Services, Inc.

EMPLOYEE CAP CHANGES:

There are no changes to the employee cap.

CITY OF JACKSONVILLE, FLORIDA

SOLID WASTE DISPOSAL

SUBFUND -- 441

	FY 10 Actual	FY 11 Budget	FY 12 Approved	Change From Prior Year	
				Percent	Dollar
REVENUE					
JACKSONVILLE CITYWIDE ACTIVITIES					
Miscellaneous Revenue	647,983	600,000	0	-100.0%	-600,000
Transfers from Fund Balance	900,000	0	0		0
	<u>1,547,983</u>	<u>600,000</u>	<u>0</u>	<u>-100.0%</u>	<u>-600,000</u>
PUBLIC WORKS					
Charges for Services	44,470,824	68,116,501	66,909,979	-1.8%	-1,206,522
Miscellaneous Revenue	365,888	569,259	1,048,178	84.1%	478,919
Transfers from Fund Balance	750,000	0	0		0
	<u>45,586,711</u>	<u>68,685,760</u>	<u>67,958,157</u>	<u>-1.1%</u>	<u>-727,603</u>
TRANSFERS-NON DEPARTMENTAL					
Transfers From Other Funds	21,417,409	0	0		0
	<u>21,417,409</u>	<u>0</u>	<u>0</u>		<u>0</u>
TOTAL REVENUE	68,552,103	69,285,760	67,958,157	-1.9%	-1,327,603
EXPENDITURES					
JACKSONVILLE CITYWIDE ACTIVITIES					
Lapse	0	-209,225	-174,343	-16.7%	34,882
Cash Carryover	0	7,000	1,898,634	27023.3%	1,891,634
	<u>0</u>	<u>-202,225</u>	<u>1,724,291</u>	<u>-952.7%</u>	<u>1,926,516</u>
PUBLIC WORKS					
Salaries	3,890,883	3,949,596	4,018,206	1.7%	68,610
Employer Provided Benefits	2,020,050	1,683,975	1,809,514	7.5%	125,539
Internal Service Charges	4,107,711	3,492,330	3,474,477	-0.5%	-17,853
Other Operating Expenses	53,064,112	52,471,989	50,571,729	-3.6%	-1,900,260
Capital Outlay	0	1	55,003	500200.0%	55,002
Supervision Allocation	-378,072	-428,648	-349,805	-18.4%	78,843
Indirect Cost	1,388,761	1,447,852	1,361,239	-6.0%	-86,613
	<u>64,093,444</u>	<u>62,617,095</u>	<u>60,940,363</u>	<u>-2.7%</u>	<u>-1,676,732</u>
TRANSFERS-NON DEPARTMENTAL					
Debt Service	5,131,411	5,191,803	4,843,921	-6.7%	-347,882
Transfers to Other Funds	750,000	1,679,087	449,582	-73.2%	-1,229,505
	<u>5,881,411</u>	<u>6,870,890</u>	<u>5,293,503</u>	<u>-23.0%</u>	<u>-1,577,387</u>
TOTAL EXPENDITURES	69,974,856	69,285,760	67,958,157	-1.9%	-1,327,603
AUTHORIZED POSITION CAP					
		FY 11 Budget	FY 12 Approved	Change	
Authorized Positions		114	114	0	
Part-Time Hours			2,600	2,600	

CITY OF JACKSONVILLE, FLORIDA

SOLID WASTE DISPOSAL (441)

BACKGROUND:

The Solid Waste Disposal Subfund accounts for solid waste disposal operations, including the collection of household and commercial waste and yard debris, recyclables, and disposal activities most notably at the Trail Ridge landfill. It is comprised of multiple activities that include collection administration, residential collection, downtown collection and litter pick-up (small and large debris).

Solid waste user fees were established, pursuant to Ordinance # 2007-837-E, in an effort to partially offset the costs of collecting, processing, disposing, recycling and composting of residential solid waste. Subsequently, Ordinance# 2010-446-E determined the actual solid waste cost and provided for a service assessment to match the cost of providing the service to the user fee and provided provisions for future assessments.

REVENUES:

Miscellaneous Revenue:

The net decrease of \$121,081 is mostly due to a reduction of \$600,000 in investment earnings. This is substantially offset by a \$476,481 increase in the sale of recyclables.

Charges for Services:

The net decrease of \$1,206,522 is primarily due to a net \$646,915 reduction in solid waste user fees. Projected decreases in commercial tipping fees in the amount of \$350,656 also contributed to the overall decrease as well as lower projections for internal and external host fees in the amounts of \$99,810 and \$43,658, respectively. These decreases were partially offset by a \$59,763 increase in disposal fees from various City activities.

EXPENDITURES:

Lapse:

The \$34,882 increase reflects changes in the average turnover ratios and the estimated number of vacancies in FY 12.

Cash Carryover:

The availability of a \$1,898,634 Cash Carryover will help to improve the cash position of the subfund.

Salaries:

The net increase of \$68,610 is due in part to the budgeting of a 3% salary reduction in FY 11 when a 2% reduction was realized as part of collective bargaining. A \$39,000 provision for part-time wages and a \$16,963 increase in the provision of overtime also contributed to the net increase. These increases were offset by a \$7,261 decrease in special pay.

Employer Provided Benefits:

The net increase of \$125,539 is primarily due to increases in pension contribution costs and group health insurance premiums in the amounts of \$131,643 and \$48,375, respectively as well as the creation of two (2) part time positions. A reduction of \$63,823 in the provision for workers compensation insurance served as the major offset to the overall increase in benefits.

Internal Service Charges:

The net decrease of \$17,853 is primarily due to a reduction in information technology costs and legal services in the amounts of \$88,917 and \$20,095, respectively. These reductions were mostly offset by increases in fleet management (\$67,047), copy center costs (\$19,126) and mailroom charges (\$5,319).

CITY OF JACKSONVILLE, FLORIDA

Other Operating Expenses:

The net decrease of \$1,900,260 is primarily due to an overall reduction in the operating costs of the Trail Ridge Landfill of \$1,457,692 and the reduction in three (3) residential hauler contracts of \$260,700. The reductions in the operating costs of the landfill were primarily the result of a reduction in the need for daily cover dirt and an offsetting increase in tire disposal costs. The reductions in the hauler contracts were based upon the net effect of lower base premise rates and adjustments in the Consumer Price Index and fuel costs. Other cost reductions of note were lower costs associated with general liability insurance and landfill charges of \$92,286 and \$48,258, respectively. These decreases were slightly offset by a \$25,000 increase in the cost of household hazardous waste collection.

Capital Outlay:

The budgeted value of \$55,003 provides for the replacement of a truck weigh scale at the Trail Ridge Landfill.

Indirect Cost:

The allocation of indirect costs is supported by a Full Cost Allocation Plan prepared annually by an outside consultant.

EMPLOYEE CAP CHANGES:

There are no changes to the employee cap.

Authorization for two (2) part-time positions is included in the FY 12 budget. Work of the part-time positions will involve scanning and indexing various solid waste documents to interface with the City's GIS system and maintain compliance with Florida Department of Environmental Protection requirements.

CITY OF JACKSONVILLE, FLORIDA



2011-2012 ANNUAL BUDGET

CITY OF JACKSONVILLE, FLORIDA

CONTAMINATION ASSESSMENT

SUBFUND -- 442

	FY 10 Actual	FY 11 Budget	FY 12 Approved	Change From Prior Year	
				Percent	Dollar
REVENUE					
JACKSONVILLE CITYWIDE ACTIVITIES					
Miscellaneous Revenue	156,857	66,700	52,900	-20.7%	-13,800
Transfers from Fund Balance	477,152	535,499	636,244	18.8%	100,745
	634,009	602,199	689,144	14.4%	86,945
PUBLIC WORKS					
Charges for Services	233,073	244,243	236,488	-3.2%	-7,755
	233,073	244,243	236,488	-3.2%	-7,755
TOTAL REVENUE	867,083	846,442	925,632	9.4%	79,190
EXPENDITURES					
PUBLIC WORKS					
Internal Service Charges	12,345	30,942	19,432	-37.2%	-11,510
Other Operating Expenses	158,896	815,500	906,200	11.1%	90,700
	171,241	846,442	925,632	9.4%	79,190
TOTAL EXPENDITURES	171,241	846,442	925,632	9.4%	79,190
AUTHORIZED POSITION CAP					
		FY 11 Budget	FY 12 Approved	Change	

Authorized Positions
Part-Time Hours

CITY OF JACKSONVILLE, FLORIDA

CONTAMINATION ASSESSMENT (442)

BACKGROUND:

A Resource Recovery Fee is applied to each Class I and III ton deposited at the Trail Ridge (City-owned) landfill as well as Class III tons deposited at the Old Kings Road (private) landfill. Resource Recovery Fees are categorized as either internal or external host fees dependent upon the relevance to Class I and III tonnage respectively. Host fees are assessed at the rate of \$0.24 per ton and are used to examine, evaluate and remedy numerous contaminated landfills and dump sites.

REVENUES:

Miscellaneous Revenue:

Investment earnings are expected to decrease by \$13,800.

Transfers from Fund Balance:

The transfer from retained earnings provides funding for the operations of contamination assessments. The increase is needed due to higher operating expenses for this subfund.

Charges for Services:

Internal and external host fees decreased by \$7,755 based upon projected decreases in tonnage. Specifically, Internal Host Fees decreased by \$5,395 and External Host Fees decreased by \$2,360.

EXPENDITURES:

Internal Service Charges:

Lower legal costs accounted for 99 percent of the \$11,510 decrease in this category.

Other Operating Expenses:

The increase of \$90,700 is primarily attributable to an additional need for professional services of \$110,000, partially offset by reductions of \$5,560 in contractual services, \$5,440 in repairs and maintenance costs and \$5,000 in equipment rentals.

EMPLOYEE CAP CHANGES:

There are no employees associated with this subfund.

CITY OF JACKSONVILLE, FLORIDA

LANDFILL CLOSURE

SUBFUND -- 443

	FY 10 Actual	FY 11 Budget	FY 12 Approved	Change From Prior Year	
				Percent	Dollar
REVENUE					
JACKSONVILLE CITYWIDE ACTIVITIES					
Miscellaneous Revenue	1,008,344	400,000	464,200	16.1%	64,200
Transfers from Fund Balance	478,295	3,799,903	10,717,103	182.0%	6,917,200
	1,486,639	4,199,903	11,181,303	166.2%	6,981,400
PUBLIC WORKS					
Charges for Services	1,922,856	2,015,007	1,951,026	-3.2%	-63,981
Miscellaneous Revenue	1,241,026	0	0		0
	3,163,882	2,015,007	1,951,026	-3.2%	-63,981
TRANSFERS-NON DEPARTMENTAL					
Transfers From Other Funds	0	1,679,087	449,582	-73.2%	-1,229,505
	0	1,679,087	449,582	-73.2%	-1,229,505
TOTAL REVENUE	4,650,521	7,893,997	13,581,911	72.1%	5,687,914
EXPENDITURES					
PUBLIC WORKS					
Salaries	172,906	200,093	204,402	2.2%	4,309
Employer Provided Benefits	58,264	64,055	79,263	23.7%	15,208
Internal Service Charges	1,920	2,175	1,576	-27.5%	-599
Other Operating Expenses	1,962,469	7,584,173	13,296,667	75.3%	5,712,494
Capital Outlay	144,002	43,501	3	-100.0%	-43,498
	2,339,561	7,893,997	13,581,911	72.1%	5,687,914
TOTAL EXPENDITURES	2,339,561	7,893,997	13,581,911	72.1%	5,687,914
AUTHORIZED POSITION CAP					
		FY 11 Budget	FY 12 Approved	Change	

Authorized Positions
Part-Time Hours

CITY OF JACKSONVILLE, FLORIDA

LANDFILL CLOSURE (443)

BACKGROUND:

The Landfill Closure Subfund was established to provide for the closure and post closure costs of the North, East and Trail Ridge landfills. A Resource Recovery Fee (internal and external host fees) provides funding for this purpose at the rate of \$1.98 per Class I and Class III tons deposited at the Trail Ridge (City-owned) landfill as well as Class III tons deposited at the Old Kings Road (private) landfill.

REVENUES:

Miscellaneous Revenue:

Investment earnings are expected to increase by \$64,200.

Transfer from Fund Balance:

The budgeted value represents the balance of funding necessary to account for the incremental closure costs associated with the Trail Ridge Landfill.

Charges for Services:

Resource Recovery Fees decreased by \$63,981 based upon projected decreases in tonnage. Specifically, Internal Host Fees decreased by \$44,511 and External Host Fees decreased by \$19,470.

Transfers from Other Funds:

These funds represent a transfer from the Solid Waste Disposal Subfund (441).

EXPENDITURES:

Other Operating Expenses:

The net increase of \$5,712,494 is due to an estimated \$5,575,317 increase for incremental closure costs associated with the Trail Ridge Landfill as well as a \$204,850 increase in the provision of repairs and maintenance. These increases were offset by reductions in operating supplies (\$37,000), professional services (\$18,496) and utility costs (\$12,177).

EMPLOYEE CAP CHANGES:

There are no employees authorized to this subfund. The increase in personnel costs is solely attributable to an increase in the allocation of salaries and benefits of ten (10) workers from solid waste disposal operations (subfund 441) performing duties related to landfill closure.

CITY OF JACKSONVILLE, FLORIDA

SOLID WASTE FACILITIES MITIGATION

SUBFUND -- 445

	FY 10 Actual	FY 11 Budget	FY 12 Approved	Change From Prior Year	
				Percent	Dollar
REVENUE					
JACKSONVILLE CITYWIDE ACTIVITIES					
Miscellaneous Revenue	145,280	94,800	75,360	-20.5%	-19,440
Transfers from Fund Balance	16,064	0	0		0
	<u>161,344</u>	<u>94,800</u>	<u>75,360</u>	<u>-20.5%</u>	<u>-19,440</u>
PUBLIC WORKS					
Charges for Services	361,633	378,410	367,170	-3.0%	-11,240
	<u>361,633</u>	<u>378,410</u>	<u>367,170</u>	<u>-3.0%</u>	<u>-11,240</u>
TOTAL REVENUE	522,977	473,210	442,530	-6.5%	-30,680
EXPENDITURES					
FIRE AND RESCUE					
Capital Outlay	38,274	0	0		0
Transfers to Other Funds	15,701	0	0		0
	<u>53,975</u>	<u>0</u>	<u>0</u>		<u>0</u>
JACKSONVILLE CITYWIDE ACTIVITIES					
Cash Carryover	0	473,210	442,530	-6.5%	-30,680
	<u>0</u>	<u>473,210</u>	<u>442,530</u>	<u>-6.5%</u>	<u>-30,680</u>
PARKS, RECR., ENT. & CONSERVATION					
Capital Outlay	13,621	0	0		0
Transfers to Other Funds	13,621	0	0		0
	<u>27,243</u>	<u>0</u>	<u>0</u>		<u>0</u>
PUBLIC WORKS					
Internal Service Charges	358	0	0		0
Capital Outlay	18,828	0	0		0
Transfers to Other Funds	18,828	0	0		0
	<u>38,014</u>	<u>0</u>	<u>0</u>		<u>0</u>
TRANSFERS-NON DEPARTMENTAL					
Transfers to Other Funds	24,118	0	0		0
	<u>24,118</u>	<u>0</u>	<u>0</u>		<u>0</u>
TOTAL EXPENDITURES	143,349	473,210	442,530	-6.5%	-30,680

AUTHORIZED POSITION CAP

FY 11
Budget

FY 12
Approved

Change

Authorized Positions
Part-Time Hours

CITY OF JACKSONVILLE, FLORIDA

SOLID WASTE FACILITIES MITIGATION (445)

BACKGROUND:

The Solid Waste Facilities Mitigation Subfund was established to mitigate property concerns in areas surrounding Class I landfills. A Resource Recovery Fee (Internal Host Fee) of \$.50 is applied to each Class I ton deposited at the Trail Ridge landfill. Ordinance 2007-739-E authorized a 50/50 sharing of the Internal Host Fee between Class I mitigation activities and the Taye Brown Regional Park Improvement District. Mitigation projects are determined pursuant to the City of Jacksonville's municipal code, Chapter 380, Part 4.

REVENUES:

Miscellaneous Revenue:

Investment earnings are expected to decrease by \$19,440.

Charges for Services:

Internal host fees will decrease by \$11,240 given a projected reduction in Class I tons.

EXPENDITURES:

Cash Carryover:

The \$30,680 decrease reflects the reduction in revenues noted above. Funds in this category are placed in reserve pending future appropriations for mitigation activities.

EMPLOYEE CAP CHANGES:

There are no employees associated with this subfund.

CITY OF JACKSONVILLE, FLORIDA

SOLID WASTE CLASS III MITIGATION

SUBFUND -- 446

	FY 10 Actual	FY 11 Budget	FY 12 Approved	Change From Prior Year	
				Percent	Dollar
REVENUE					
JACKSONVILLE CITYWIDE ACTIVITIES					
Miscellaneous Revenue	71,218	43,950	31,055	-29.3%	-12,895
Transfers from Fund Balance	387,674	0	0		0
	458,893	43,950	31,055	-29.3%	-12,895
PUBLIC WORKS					
Charges for Services	123,937	130,430	125,514	-3.8%	-4,916
	123,937	130,430	125,514	-3.8%	-4,916
TOTAL REVENUE	582,829	174,380	156,569	-10.2%	-17,811
EXPENDITURES					
JACKSONVILLE CITYWIDE ACTIVITIES					
Cash Carryover	0	174,380	156,569	-10.2%	-17,811
	0	174,380	156,569	-10.2%	-17,811
PARKS, RECR., ENT. & CONSERVATION					
Capital Outlay	136,176	0	0		0
Transfers to Other Funds	136,176	0	0		0
	272,353	0	0		0
TOTAL EXPENDITURES	272,353	174,380	156,569	-10.2%	-17,811
AUTHORIZED POSITION CAP					
		FY 11 Budget	FY 12 Approved	Change	

Authorized Positions
Part-Time Hours

CITY OF JACKSONVILLE, FLORIDA

SOLID WASTE CLASS III MITIGATION (446)

BACKGROUND:

The Solid Waste Class III Mitigation Subfund was established to mitigate property concerns in areas surrounding Class III landfills (i.e. private construction and demolition debris landfills). A Resource Recovery Fee (External Host Fee) of \$.50 is applied to each Class III ton deposited at the Old Kings Road (private) landfill. Mitigation projects are determined pursuant to the City of Jacksonville's Municipal Code, Chapter 380, Part 4.

REVENUES:

Miscellaneous Revenue:

Investment earnings are expected to decrease by \$12,895.

Charges for Services:

External host fees will decrease by \$4,916 given a projected reduction in Class III tons.

EXPENDITURES:

Cash Carryover:

The \$17,811 decrease reflects the reduction in revenues discussed above. Funds in this category are placed in reserve pending future appropriations for mitigation activities.

EMPLOYEE CAP CHANGES:

There are no employees associated with this subfund.

CITY OF JACKSONVILLE, FLORIDA

SOLID WASTE DEBT SVC-2009B ETR

SUBFUND -- 44G

	FY 10 Actual	FY 11 Budget	FY 12 Approved	Change From Prior Year	
				Percent	Dollar
REVENUE					
JACKSONVILLE CITYWIDE ACTIVITIES					
Miscellaneous Revenue	0	0	18,388		18,388
	0	0	18,388		18,388
TRANSFERS-NON DEPARTMENTAL					
Transfer In to Pay Debt Service	0	1,788,236	1,537,598	-14.0%	-250,638
	0	1,788,236	1,537,598	-14.0%	-250,638
TOTAL REVENUE	0	1,788,236	1,555,986	-13.0%	-232,250
EXPENDITURES					
JACKSONVILLE CITYWIDE ACTIVITIES					
Fiscal and Other Debt Fees	0	1,788,236	1,555,986	-13.0%	-232,250
	0	1,788,236	1,555,986	-13.0%	-232,250
TOTAL EXPENDITURES	0	1,788,236	1,555,986	-13.0%	-232,250
AUTHORIZED POSITION CAP					
		FY 11 Budget	FY 12 Approved	Change	

Authorized Positions
Part-Time Hours

CITY OF JACKSONVILLE, FLORIDA

SOLID WASTE DEBT SERVICE -2009B ETR REFUNDING (44G)

BACKGROUND:

Subfund 44G is a debt service fund utilized for the payment of long-term debt principal, interest and fiscal agent fees associated with bond issue ETR 2009B from funding transferred from a bond sinking fund. This bond issue refunded previous bond issue ETR 1996A and replaced subfund 44B as one of the debt service funds for bond issues supporting Solid Waste Disposal Subfund (441).

REVENUES:

Miscellaneous Revenue:

Investment earnings of \$18,388 are budgeted to provide the balance of funding necessary to pay for debt service in FY 12.

Transfer In to Pay Debt Service:

The non-departmental revenue represents an intra-fund transfer for the payment of debt service principal, interest and fiscal agent fees when applicable.

EXPENDITURES:

Fiscal and Other Debt Fees:

This item comprises \$135,986 of interest and \$1,420,000 of principal relative to the ETR 2009B bond issue.

EMPLOYEE CAP CHANGES:

There are no employees associated with this subfund.

CITY OF JACKSONVILLE, FLORIDA

SOLID WASTE DEBT SVC-2009C ETR

SUBFUND -- 44H

	FY 10 Actual	FY 11 Budget	FY 12 Approved	Change From Prior Year	
				Percent	Dollar
REVENUE					
JACKSONVILLE CITYWIDE ACTIVITIES					
Miscellaneous Revenue	0	0	35,174		35,174
	0	0	35,174		35,174
TRANSFERS-NON DEPARTMENTAL					
Transfer In to Pay Debt Service	0	3,403,567	3,306,323	-2.9%	-97,244
	0	3,403,567	3,306,323	-2.9%	-97,244
TOTAL REVENUE	0	3,403,567	3,341,497	-1.8%	-62,070
EXPENDITURES					
JACKSONVILLE CITYWIDE ACTIVITIES					
Fiscal and Other Debt Fees	0	3,403,567	3,341,497	-1.8%	-62,070
	0	3,403,567	3,341,497	-1.8%	-62,070
TOTAL EXPENDITURES	0	3,403,567	3,341,497	-1.8%	-62,070
AUTHORIZED POSITION CAP					
		FY 11 Budget	FY 12 Approved	Change	

Authorized Positions
Part-Time Hours

CITY OF JACKSONVILLE, FLORIDA

SOLID WASTE DEBT SERVICE -2009C ETR REFUNDING (44H)

BACKGROUND:

Subfund 44H is a debt service fund utilized for the payment of long-term debt principal, interest and fiscal agent fees associated with bond issue ETR 2009C from funding transferred from a bond sinking fund. This bond issue refunded previous bond issue ETR 1999B and replaced subfund 44D as one of the debt service funds for bond issues supporting Solid Waste Disposal Subfund (441).

REVENUES:

Miscellaneous Revenue:

Investment earnings of \$35,174 are budgeted to provide the balance of funding necessary to pay for debt service in FY 12.

Transfer In to Pay Debt Service:

The non-departmental revenue represents an intra-fund transfer for the payment of debt service principal, interest and fiscal agent fees when applicable.

EXPENDITURES:

Fiscal and Other Debt Fees:

This item comprises \$461,497 of interest and \$2,880,000 of principal relative to the ETR 2009C bond issue.

EMPLOYEE CAP CHANGES:

There are no employees associated with this subfund.

CITY OF JACKSONVILLE, FLORIDA

SW MITIGATION CAPITAL PROJECTS

SUBFUND -- 44I

	FY 10 Actual	FY 11 Budget	FY 12 Approved	Change From Prior Year	
				Percent	Dollar
REVENUE					
PUBLIC WORKS					
Charges for Services	0	0	125,000		125,000
Miscellaneous Revenue	344	0	0		0
	344	0	125,000		125,000
TRANSFERS-NON DEPARTMENTAL					
Transfers From Other Funds	24,118	0	0		0
	24,118	0	0		0
TOTAL REVENUE	24,462	0	125,000		125,000
EXPENDITURES					
TRANSFERS-NON DEPARTMENTAL					
Transfers to Other Funds	0	0	125,000		125,000
	0	0	125,000		125,000
TOTAL EXPENDITURES	0	0	125,000		125,000

AUTHORIZED POSITION CAP

FY 11
Budget

FY 12
Approved

Change

Authorized Positions
Part-Time Hours

CITY OF JACKSONVILLE, FLORIDA

SOLID WASTE MITIGATION CAPITAL PROJECTS (44I)

BACKGROUND:

The Solid Waste Mitigation Capital Projects Subfund was established to record and account for capital projects attributed to Class I landfill mitigation capital projects as well as to provide a separate subfund to isolate the Taye Brown Regional Park Improvement District's share of Internal Host Fees collected at the Trail Ridge Landfill, and associated investment earnings, from general mitigation activities.

The subfund also serves as the Taye Brown Regional Park Improvement Trust Fund, a permanent, on-going trust fund of the City of Jacksonville. The subfund is authorized to accept Council appropriations, gifts, fees, and other types of donations.

REVENUES:

Charges for Services:

Internal Host Fees, derived from the Taye Brown Regional Park Improvement District's share of Resource Recovery Fees collected at the Trail Ridge Landfill, is utilized to provide funding to the Jacksonville Equestrian Center in FY 12. The Jacksonville Equestrian Center is located within the boundaries of the Taye Brown Regional Park District.

EXPENDITURES:

Transfers to Other Funds:

The transfer of \$125,000 provides funding to the Jacksonville Equestrian Center for a portion of its cost of operations in FY 12. Specifically, the funding contributes \$55,500 towards the cost of utilities, \$1 for the provision of capital outlay and \$69,499 in support of obligations to the Sports Management Group (SMG).

EMPLOYEE CAP CHANGES:

There are no employees associated with this subfund.

CITY OF JACKSONVILLE, FLORIDA

STORMWATER SERVICES

SUBFUND -- 461

	FY 10 Actual	FY 11 Budget	FY 12 Approved	Change From Prior Year	
				Percent	Dollar
REVENUE					
JACKSONVILLE CITYWIDE ACTIVITIES					
Miscellaneous Revenue	-268,500	380,000	0	-100.0%	-380,000
	-268,500	380,000	0	-100.0%	-380,000
PUBLIC WORKS					
Charges for Services	28,034,663	29,381,264	27,675,983	-5.8%	-1,705,281
	28,034,663	29,381,264	27,675,983	-5.8%	-1,705,281
TRANSFERS-NON DEPARTMENTAL					
Transfers From Other Funds	1,293,851	869,685	1,482,501	70.5%	612,816
	1,293,851	869,685	1,482,501	70.5%	612,816
TOTAL REVENUE	29,060,014	30,630,949	29,158,484	-4.8%	-1,472,465
EXPENDITURES					
ENVIRONMENTAL & COMPLIANCE					
Salaries	127,697	124,411	118,236	-5.0%	-6,175
Employer Provided Benefits	37,783	40,078	51,168	27.7%	11,090
Internal Service Charges	9,755	7,026	29,589	321.1%	22,563
Other Operating Expenses	8,024	77,138	51,556	-33.2%	-25,582
Capital Outlay	0	1	1	0.0%	0
	183,259	248,654	250,550	0.8%	1,896
JACKSONVILLE CITYWIDE ACTIVITIES					
Banking Fund Debt Repayment	0	937,899	1,116,451	19.0%	178,552
Cash Carryover	0	615,575	428,248	-30.4%	-187,327
	0	1,553,474	1,544,699	-0.6%	-8,775
PUBLIC WORKS					
Salaries	6,297,072	6,574,806	6,635,713	0.9%	60,907
Employer Provided Benefits	2,317,260	2,801,205	3,004,062	7.2%	202,857
Internal Service Charges	2,918,619	2,367,759	2,780,922	17.4%	413,163
Other Operating Expenses	4,094,827	4,225,266	4,174,861	-1.2%	-50,405
Indirect Cost	1,138,296	1,710,111	1,689,227	-1.2%	-20,884
	16,766,074	17,679,147	18,284,785	3.4%	605,638
RECREATION & COMMUNITY SERVICES					
Salaries	0	0	18,636		18,636
Employer Provided Benefits	0	0	365		365
Other Operating Expenses	0	0	5,396		5,396
	0	0	24,397		24,397
TRANSFERS-NON DEPARTMENTAL					
Transfers to Other Funds	12,119,145	11,149,674	9,054,053	-18.8%	-2,095,621
	12,119,145	11,149,674	9,054,053	-18.8%	-2,095,621
TOTAL EXPENDITURES	29,068,478	30,630,949	29,158,484	-4.8%	-1,472,465

2011-2012 ANNUAL BUDGET

CITY OF JACKSONVILLE, FLORIDA

AUTHORIZED POSITION CAP	FY 11 Budget	FY 12 Approved	Change
Authorized Positions	203	203	
Part-Time Hours		1,300	1,300

CITY OF JACKSONVILLE, FLORIDA

STORMWATER SERVICES (461)

PUBLIC WORKS

BACKGROUND:

The Stormwater Services Subfund provides the Public Works Department with a dedicated funding source and operating budget to: complete various flood and drainage mitigation projects, clean canals and ditches, address stormwater treatment issues, maintain collection and pumping systems, as well as stormwater treatment facilities (ponds). Funding is provided by a user fee.

REVENUES:

Miscellaneous Revenue:

No investment earnings are projected for FY 12.

Charges for Services:

The overall decrease of \$1,705,281 represents an adjustment to the budget for stormwater user fees in order to more closely align with actual collections.

Transfers from Other Funds:

Stormwater User Fees are waived for 501(c) 3 organizations, including individuals and families who are economically disadvantaged. The \$612,816 increase reflects a more accurate representation of the value of fees waived.

EXPENDITURES:

Salaries:

The net increase of \$60,907 is due mostly to the budgeting of a 3% salary reduction in FY 11 when a 2% reduction was realized as part of collective bargaining. This increase was offset by a \$14,134 decrease in the provision for leave sellback.

Employer Provided Benefits:

The net increase of \$202,857 is primarily due to increases in pension contribution costs and group health insurance premiums in the amounts of \$251,343 and \$82,088, respectively. A reduction of \$125,094 in the provision for workers compensation insurance served as the major offset to the overall increase in benefits.

Internal Service Charges:

The net increase of \$413,163 is primarily due to a \$419,938 rise in fleet management costs, in part due to the replacement of a street sweeper, and a \$15,387 increase in wireless telecommunications costs. These increase costs were somewhat offset by lower information technology costs in the amount of \$20,761.

Indirect Cost:

The allocation of indirect costs is supported by a Full Cost Allocation Plan prepared annually by an outside consultant.

Banking Fund Debt Repayment:

The \$178,552 increase reflects the anticipated debt service for FY 12.

Cash Carryover:

These funds are placed in reserve to improve the cash position of the subfund.

Transfers to Other Funds:

The decrease is the result of increased operating expenses and lower projected revenues from user fees.

CITY OF JACKSONVILLE, FLORIDA

ENVIRONMENTAL & COMPLIANCE

BACKGROUND:

The Environmental Quality Division is responsible for inspections of illicit connections to drainage systems, inspections of high priority industries, and surface water quality monitoring.

EXPENDITURES:

Internal Service Charges:

The net increase of \$22,563 is primarily due to a \$24,500 rise in copy center costs, partially offset by a \$2,272 reduction in information technology costs.

Other Operating Expenses:

The decrease of \$25,582 is primarily due to reductions in professional services and printing costs in the amounts of \$21,500 and \$3,056, respectively.

RECREATION & COMMUNITY SERVICES

BACKGROUND:

The Recreation & Community Services Department administers the Florida Yards Program to address issues with pollution and disappearing habitats and serves to maintain compliance with a stormwater regulatory permit.

EXPENDITURES:

Salaries:

The allocation of \$18,636 represents the transfer of one (1) part-time employee from the general fund to the Stormwater Services enterprise fund.

Employer Provided Benefits:

The allocation of \$365 accounts for the benefits of the part-time employee.

Other Operating Expenses:

The allocation of \$5,396 provides for various operating supplies, general liability insurance, and a local mileage reimbursement for travel within the county.

EMPLOYEE CAP CHANGES:

There are no changes to the employee cap.

A transfer of 1,300 part-time hours from the Recreation & Community Services Department, in the general fund, to the Public Works Department is reflected.

CITY OF JACKSONVILLE, FLORIDA

STORMWATER SERVICES - CAPITAL PROJECTS

SUBFUND -- 462

	FY 10 Actual	FY 11 Budget	FY 12 Approved	Change From Prior Year	
				Percent	Dollar
REVENUE					
JACKSONVILLE CITYWIDE ACTIVITIES					
Miscellaneous Revenue	798,750	28,183	500,726	1676.7%	472,543
	<u>798,750</u>	<u>28,183</u>	<u>500,726</u>	<u>1676.7%</u>	<u>472,543</u>
PUBLIC WORKS					
Other Sources	0	0	17,505,947		17,505,947
	<u>0</u>	<u>0</u>	<u>17,505,947</u>		<u>17,505,947</u>
TRANSFERS-NON DEPARTMENTAL					
Transfers From Other Funds	12,119,145	11,149,674	9,054,053	-18.8%	-2,095,621
	<u>12,119,145</u>	<u>11,149,674</u>	<u>9,054,053</u>	<u>-18.8%</u>	<u>-2,095,621</u>
TOTAL REVENUE	12,917,895	11,177,857	27,060,726	142.1%	15,882,869
EXPENDITURES					
JACKSONVILLE CITYWIDE ACTIVITIES					
Cash Carryover	0	-9,485,817	0	-100.0%	9,485,817
	<u>0</u>	<u>-9,485,817</u>	<u>0</u>	<u>-100.0%</u>	<u>9,485,817</u>
PUBLIC WORKS					
Internal Service Charges	11	0	0		0
Internal Service - Capital Expense	599	0	726		726
Capital Outlay	9,098,961	20,663,674	27,060,000	31.0%	6,396,326
	<u>9,099,571</u>	<u>20,663,674</u>	<u>27,060,726</u>	<u>31.0%</u>	<u>6,397,052</u>
TRANSFERS-NON DEPARTMENTAL					
Debt Service	2,694,262	0	0		0
	<u>2,694,262</u>	<u>0</u>	<u>0</u>		<u>0</u>
TOTAL EXPENDITURES	11,793,833	11,177,857	27,060,726	142.1%	15,882,869

AUTHORIZED POSITION CAP

FY 11
Budget

FY 12
Approved

Change

Authorized Positions
Part-Time Hours

CITY OF JACKSONVILLE, FLORIDA

STORMWATER SERVICES – CAPITAL PROJECTS (462)

BACKGROUND:

The Stormwater Services – Capital Projects Subfund accounts for capital projects financed by stormwater user fees, excess retained earnings, debt proceeds and investment earnings when available. Revenues and expenditures reflect the fourth year of financing stormwater capital projects within this subfund.

REVENUES:

Miscellaneous Revenue:

The budgeted value for miscellaneous revenue consists of investment earnings. These investment earnings will contribute to the funding needed for the stormwater capital projects planned for FY 12 as accounted for in the Capital Improvement Program (CIP).

Other Sources:

Special Revenue Bonds will provide approximately 65 percent of the funding needed for the stormwater capital projects planned for FY 12.

Transfers from Other Funds:

The decrease in the transfer from the Stormwater Services operating budget is the result of increased operating expenses and lower projected revenues from stormwater user fees in subfund 461.

EXPENDITURES:

Capital Outlay:

Capital Outlay accounts for stormwater-related CIP to be undertaken by the Department in FY 12. Funding provides for a County-wide drainage system rehab (\$6,000,000), a septic tank phase out (\$3,000,000) as well as 11 other major stormwater capital projects (\$17,810,000) including funding for project development and feasibility studies (\$250,000).

EMPLOYEE CAP CHANGES:

There are no employees associated with this subfund.

CITY OF JACKSONVILLE, FLORIDA

MUNICIPAL STADIUM - CITY

SUBFUND -- 4A1

	FY 10 Actual	FY 11 Budget	FY 12 Approved	Change From Prior Year	
				Percent	Dollar
REVENUE					
JAX ECONOMIC DEVELOPMENT COMMISSION					
Charges for Services	1,964,958	2,260,000	1,928,000	-14.7%	-332,000
Miscellaneous Revenue	3,970,745	4,127,519	4,091,334	-0.9%	-36,185
	5,935,702	6,387,519	6,019,334	-5.8%	-368,185
JACKSONVILLE CITYWIDE ACTIVITIES					
Taxes	6,727,359	6,211,820	6,518,004	4.9%	306,184
Miscellaneous Revenue	-19,625	0	5,121		5,121
	6,707,734	6,211,820	6,523,125	5.0%	311,305
TRANSFERS-NON DEPARTMENTAL					
Transfers From Other Funds	9,014,532	7,214,971	6,487,033	-10.1%	-727,938
	9,014,532	7,214,971	6,487,033	-10.1%	-727,938
TOTAL REVENUE	21,657,969	19,814,310	19,029,492	-4.0%	-784,818
EXPENDITURES					
JAX ECONOMIC DEVELOPMENT COMMISSION					
Internal Service Charges	185,814	199,027	224,169	12.6%	25,142
Other Operating Expenses	3,306,519	3,382,346	3,392,394	0.3%	10,048
Capital Outlay	0	70,000	80,000	14.3%	10,000
	3,492,333	3,651,373	3,696,563	1.2%	45,190
TRANSFERS-NON DEPARTMENTAL					
Debt Service	0	11,321,869	10,496,713	-7.3%	-825,156
Transfers to Other Funds	18,507,640	4,841,068	4,836,216	-0.1%	-4,852
	18,507,640	16,162,937	15,332,929	-5.1%	-830,008
TOTAL EXPENDITURES	21,999,973	19,814,310	19,029,492	-4.0%	-784,818
AUTHORIZED POSITION CAP					
		FY 11 Budget	FY 12 Approved	Change	

Authorized Positions
Part-Time Hours

CITY OF JACKSONVILLE, FLORIDA

MUNICIPAL STADIUM-CITY (4A1)

BACKGROUND:

Sports Management Group (SMG) was hired by the City to manage six public entertainment facilities which include Everbank Field, the Memorial Arena, Jacksonville Baseball Stadium, Times-Union Center for Performing Arts, the Convention Center and the Equestrian Center. The Jacksonville Economic Development Commission (JEDC) serves as a liaison for SMG. Ordinance 2007-1265 extended the contract between the City of Jacksonville and SMG through March 30, 2013.

REVENUES:

Charges for Services:

The net reduction of \$332,000 is primarily due to lowered projections in NFL ticket surcharges of \$335,000. This reduction is offset by a projected increase in parking fees of \$3,000.

Miscellaneous Revenue:

The decrease of \$36,185 is due to lower rental of city facilities projections.

Taxes:

The increase of \$306,184 is due to higher projected tourist and sales tax revenues.

Transfers from Other Funds:

The decrease of \$727,938 represents a lower subsidy required to cover budgeted expenditures. The subsidy is broken down as follows: \$5,542,291 from the General Fund (011) and \$944,742 from the Memorial Arena-City (4B1).

EXPENDITURES:

Internal Service Charges:

The net increase of \$25,142 is mainly due to rises in fleet vehicle rental allocation of \$24,491 and fleet parts/oil/gas of \$5,242. This is primarily offset by a decrease in ITD charges of \$9,954.

Other Operating Expenses:

The increase of \$10,000 is due to rises in water of \$20,000 and electricity of \$4,839. This was somewhat offset by a decrease of \$14,791 in the miscellaneous insurance expense.

Debt Service:

The reduction of \$825,156 is due to the decline in the intrafund transfer for the bond interest payment of \$1,025,156. This is partially offset by an increase in the intrafund transfer for the bond principal payment of \$200,000.

Transfers to Other Funds:

The net reduction of \$4,852 is mainly due to a reduction in the transfer out to the Municipal Stadium-SMG subfund (4A2) of \$4,852.

EMPLOYEE CAP CHANGES:

There are no city positions associated with this subfund.

CITY OF JACKSONVILLE, FLORIDA

MUNICIPAL STADIUM - SMG

SUBFUND -- 4A2

	FY 10 Actual	FY 11 Budget	FY 12 Approved	Change From Prior Year	
				Percent	Dollar
REVENUE					
JAX ECONOMIC DEVELOPMENT COMMISSION					
Charges for Services	1,754,381	1,352,932	1,596,148	18.0%	243,216
Miscellaneous Revenue	1,518,805	1,464,888	1,379,747	-5.8%	-85,141
	3,273,185	2,817,820	2,975,895	5.6%	158,075
JACKSONVILLE CITYWIDE ACTIVITIES					
Miscellaneous Revenue	0	23,785	53,614	125.4%	29,829
	0	23,785	53,614	125.4%	29,829
TRANSFERS-NON DEPARTMENTAL					
Transfers From Other Funds	5,168,377	4,441,068	4,440,216	0.0%	-852
	5,168,377	4,441,068	4,440,216	0.0%	-852
TOTAL REVENUE	8,441,562	7,282,673	7,469,725	2.6%	187,052
EXPENDITURES					
JAX ECONOMIC DEVELOPMENT COMMISSION					
Salaries	1,523,971	1,351,215	1,351,215	0.0%	0
Employer Provided Benefits	467,285	460,170	460,170	0.0%	0
Other Operating Expenses	6,221,739	5,471,288	5,658,340	3.4%	187,052
	8,212,995	7,282,673	7,469,725	2.6%	187,052
TRANSFERS-NON DEPARTMENTAL					
Transfers to Other Funds	350,000	0	0		0
	350,000	0	0		0
TOTAL EXPENDITURES	8,562,995	7,282,673	7,469,725	2.6%	187,052
AUTHORIZED POSITION CAP					
		FY 11 Budget	FY 12 Approved	Change	

Authorized Positions
Part-Time Hours

CITY OF JACKSONVILLE, FLORIDA

MUNICIPAL STADIUM-SMG (4A2)

BACKGROUND:

Sports Management Group (SMG) was hired by the City to manage six public entertainment facilities which include Everbank Field, the Memorial Arena, Jacksonville Baseball Stadium, Times-Union Center for Performing Arts, the Convention Center and the Equestrian Center. The Jacksonville Economic Development Commission (JEDC) serves as a liaison for SMG. Ordinance 2007-1265 extended the contract between the City of Jacksonville and SMG through March 30, 2013.

REVENUES:

Charges for Service:

The net increase of \$243,216 is due to higher contractual services revenues of \$252,016 and parking fees of \$26,309. These are slightly offset by a decrease on other ticket surcharges of \$35,109 due to the expected loss of the Motocross event.

Miscellaneous Revenue:

The net decrease of \$85,141 in Jacksonville Economic Development Commission is due to reductions in rental of city facilities of \$114,357 and concession sales of \$83,784. These are somewhat offset by increases in miscellaneous sales of \$45,000, non-dwelling rent of \$35,000, and advertising fee of \$32,000.

The increase of \$29,829 in Jacksonville Citywide Activities is due to investment pool earnings.

Transfers From Other Funds:

The reduction of \$852 represents a slightly lower subsidy from the Municipal Stadium-City subfund (4A1).

EXPENDITURES:

Other Operating Expenses:

The net increase of \$187,052 is mainly due to repairs and maintenance of \$83,000, contractual services of \$63,128, professional services of \$37,284, and telephone and data lines of \$15,000. These increases are offset somewhat by a decrease in SMG insurance expense of \$15,000 and other utilities of \$12,000.

EMPLOYEE CAP CHANGES:

There are no city employees associated with this subfund.

CITY OF JACKSONVILLE, FLORIDA

MUNICIPAL STADIUM - DEBT SVC

SUBFUND -- 4A6

	FY 10 Actual	FY 11 Budget	FY 12 Approved	Change From Prior Year	
				Percent	Dollar
REVENUE					
JACKSONVILLE CITYWIDE ACTIVITIES					
Miscellaneous Revenue	359,481	0	147,805		147,805
	359,481	0	147,805		147,805
TRANSFERS-NON DEPARTMENTAL					
Transfers From Other Funds	11,388,163	0	0		0
Transfer In to Pay Debt Service	0	11,321,869	10,496,713	-7.3%	-825,156
	11,388,163	11,321,869	10,496,713	-7.3%	-825,156
TOTAL REVENUE	11,747,644	11,321,869	10,644,518	-6.0%	-677,351
EXPENDITURES					
JACKSONVILLE CITYWIDE ACTIVITIES					
Fiscal and Other Debt Fees	11,547,129	11,321,869	10,644,518	-6.0%	-677,351
	11,547,129	11,321,869	10,644,518	-6.0%	-677,351
TOTAL EXPENDITURES	11,547,129	11,321,869	10,644,518	-6.0%	-677,351
AUTHORIZED POSITION CAP					
		FY 11 Budget	FY 12 Approved	Change	

Authorized Positions
Part-Time Hours

CITY OF JACKSONVILLE, FLORIDA

MUNICIPAL STADIUM-DEBT SERVICE (4A6)

BACKGROUND:

Sports Management Group (SMG) was hired by the City to manage six public entertainment facilities which include Everbank Field, the Memorial Arena, Jacksonville Baseball Stadium, Times-Union Center for Performing Arts, the Convention Center and the Equestrian Center. The Jacksonville Economic Development Commission (JEDC) serves as a liaison for SMG. Ordinance 2007-1265 extended the contract between the City of Jacksonville and SMG through March 30, 2013. This subfund is for debt service specifically pertaining to Everbank Field.

REVENUES:

Miscellaneous Revenue:

The increase of \$147,805 is due to higher investment pool earnings.

Transfer in to Pay Debt Service:

The net decrease of \$825,156 is due to a lower intrafund transfer from the Municipal Stadium-City subfund (4A1).

EXPENDITURES:

Transfers-Non Departmental:

The net decrease of \$677,351 is due to a decline in the annual debt service payment for Everbank Field. The bond interest payment decreased by \$877,351 while the bond principal payment increased by \$200,000.

EMPLOYEE CAP CHANGES:

There are no city positions associated with this subfund.

CITY OF JACKSONVILLE, FLORIDA

MEMORIAL ARENA - CITY

SUBFUND -- 4B1

	FY 10 Actual	FY 11 Budget	FY 12 Approved	Change From Prior Year	
				Percent	Dollar
REVENUE					
JAX ECONOMIC DEVELOPMENT COMMISSION					
Charges for Services	426,775	360,000	360,000	0.0%	0
Miscellaneous Revenue	31,031	0	0		0
	457,805	360,000	360,000	0.0%	0
JACKSONVILLE CITYWIDE ACTIVITIES					
Miscellaneous Revenue	-16,619	0	20,925		20,925
	-16,619	0	20,925		20,925
TRANSFERS-NON DEPARTMENTAL					
Transfers From Other Funds	1,712,235	2,302,924	2,464,166	7.0%	161,242
	1,712,235	2,302,924	2,464,166	7.0%	161,242
TOTAL REVENUE	2,153,422	2,662,924	2,845,091	6.8%	182,167
EXPENDITURES					
JAX ECONOMIC DEVELOPMENT COMMISSION					
Internal Service Charges	123,803	88,958	94,225	5.9%	5,267
Other Operating Expenses	1,793,333	1,762,262	1,766,124	0.2%	3,862
Capital Outlay	0	30,000	40,000	33.3%	10,000
	1,917,136	1,881,220	1,900,349	1.0%	19,129
TRANSFERS-NON DEPARTMENTAL					
Transfers to Other Funds	79,362	781,704	944,742	20.9%	163,038
	79,362	781,704	944,742	20.9%	163,038
TOTAL EXPENDITURES	1,996,498	2,662,924	2,845,091	6.8%	182,167
AUTHORIZED POSITION CAP					
		FY 11 Budget	FY 12 Approved	Change	

Authorized Positions
Part-Time Hours

CITY OF JACKSONVILLE, FLORIDA

JACKSONVILLE MEMORIAL ARENA-CITY (4B1)

BACKGROUND:

Sports Management Group (SMG) was hired by the City to manage six public entertainment facilities which include Everbank Field, the Memorial Arena, Jacksonville Baseball Stadium, Times-Union Center for Performing Arts, the Convention Center and the Equestrian Center. The Jacksonville Economic Development Commission (JEDC) serves as a liaison for SMG. Ordinance 2007-1265 extended the contract between the City of Jacksonville and SMG through March 30, 2013.

REVENUES:

Miscellaneous Revenues:

The increase of \$20,925 is due to higher investment pool earnings.

Transfers from Other Funds:

The increase of \$161,242 is mainly due to a transfer from the Convention Center-City subfund (4E1) of \$146,227 and an increase in the transfer from the Memorial Arena-SMG subfund (4B2) of \$15,015.

EXPENDITURES:

Internal Service Charges:

The net increase of \$5,267 is primarily due to a rise in ITD network group costs of \$4,236 and tech refresh/pay-go charges of \$2,992. This increase is somewhat offset by a decrease in ITD charges of \$3,552.

Other Operating Expenses:

No significant changes to the budget.

Transfers to Other Funds:

The increase of \$163,038 is due to an increased transfer to the Municipal Stadium-City subfund (4A1).

EMPLOYEE CAP CHANGES:

There are no city positions associated with this subfund.

CITY OF JACKSONVILLE, FLORIDA

MEMORIAL ARENA - SMG

SUBFUND -- 4B2

	FY 10 Actual	FY 11 Budget	FY 12 Approved	Change From Prior Year	
				Percent	Dollar
REVENUE					
JAX ECONOMIC DEVELOPMENT COMMISSION					
Charges for Services	4,370,712	5,190,815	5,214,051	0.4%	23,236
Miscellaneous Revenue	3,517,553	3,016,043	2,908,031	-3.6%	-108,012
	<u>7,888,266</u>	<u>8,206,858</u>	<u>8,122,082</u>	-1.0%	-84,776
JACKSONVILLE CITYWIDE ACTIVITIES					
Miscellaneous Revenue	0	5,000	5,000	0.0%	0
	<u>0</u>	<u>5,000</u>	<u>5,000</u>	0.0%	0
TOTAL REVENUE	7,888,266	8,211,858	8,127,082	-1.0%	-84,776
EXPENDITURES					
JAX ECONOMIC DEVELOPMENT COMMISSION					
Salaries	1,291,564	1,269,980	1,269,980	0.0%	0
Employer Provided Benefits	350,838	335,385	335,385	0.0%	0
Other Operating Expenses	4,442,223	4,303,569	4,203,778	-2.3%	-99,791
	<u>6,084,625</u>	<u>5,908,934</u>	<u>5,809,143</u>	-1.7%	-99,791
TRANSFERS-NON DEPARTMENTAL					
Transfers to Other Funds	1,792,235	2,302,924	2,317,939	0.7%	15,015
	<u>1,792,235</u>	<u>2,302,924</u>	<u>2,317,939</u>	0.7%	15,015
TOTAL EXPENDITURES	7,876,860	8,211,858	8,127,082	-1.0%	-84,776
AUTHORIZED POSITION CAP					
		FY 11 Budget	FY 12 Approved	Change	

Authorized Positions
Part-Time Hours

CITY OF JACKSONVILLE, FLORIDA

MEMORIAL ARENA- SMG (4B2)

BACKGROUND:

Sports Management Group (SMG) was hired by the City to manage six public entertainment facilities which include Everbank Field, the Memorial Arena, Jacksonville Baseball Stadium, Times-Union Center for Performing Arts, the Convention Center and the Equestrian Center. The Jacksonville Economic Development Commission (JEDC) serves as a liaison for SMG. Ordinance 2007-1265 extended the contract between the City of Jacksonville and SMG through March 30, 2013.

REVENUES:

Charges for Services:

The net increase of \$23,236 is mainly due to gains in parking revenue of \$271,639 and other ticket surcharges of \$257,000. This increase is mostly offset by a reduction in contractual services revenue of \$505,403.

Miscellaneous Revenue:

The net decrease of \$108,012 is due to a reduction in concession sales of \$261,300 and miscellaneous sales and charges of \$28,000. In addition, non-dwelling rent of \$70,000 was moved to the Municipal Stadium-SMG subfund (4A2). These decreases are substantially offset by increases in the rental of city facilities of \$204,288 and advertising revenues of \$45,000.

EXPENDITURES:

Other Operating Expenses:

The net decrease of \$99,791 is mainly due to reductions in contractual services of \$316,173, other utilities of \$30,000 and professional services of \$25,722. These are mainly offset by increases in event contributions of \$150,000, repairs and maintenance of \$90,000 and repairs and maintenance supplies of \$20,000.

Transfers to Other Funds:

No significant changes to the budget.

EMPLOYEE CAP CHANGES:

There are no city positions associated with this subfund.

CITY OF JACKSONVILLE, FLORIDA

MEMORIAL ARENA - DEBT SERVICE

SUBFUND -- 4B6

	FY 10 Actual	FY 11 Budget	FY 12 Approved	Change From Prior Year	
				Percent	Dollar
REVENUE					
JACKSONVILLE CITYWIDE ACTIVITIES					
Miscellaneous Revenue	218,815	0	113,131		113,131
	218,815	0	113,131		113,131
TRANSFERS-NON DEPARTMENTAL					
Transfer In to Pay Debt Service	8,056,757	8,100,110	8,084,815	-0.2%	-15,295
	8,056,757	8,100,110	8,084,815	-0.2%	-15,295
TOTAL REVENUE	8,275,572	8,100,110	8,197,946	1.2%	97,836
EXPENDITURES					
JACKSONVILLE CITYWIDE ACTIVITIES					
Fiscal and Other Debt Fees	8,124,255	8,100,110	8,197,946	1.2%	97,836
	8,124,255	8,100,110	8,197,946	1.2%	97,836
TOTAL EXPENDITURES	8,124,255	8,100,110	8,197,946	1.2%	97,836
AUTHORIZED POSITION CAP					
		FY 11 Budget	FY 12 Approved	Change	

Authorized Positions
Part-Time Hours

CITY OF JACKSONVILLE, FLORIDA

MEMORIAL ARENA- DEBT SERVICE (4B6)

BACKGROUND:

Sports Management Group (SMG) was hired by the City to manage six public entertainment facilities which include Everbank Field, the Memorial Arena, Jacksonville Baseball Stadium, Times-Union Center for Performing Arts, the Convention Center and the Equestrian Center. The Jacksonville Economic Development Commission (JEDC) serves as a liaison for SMG. Ordinance 2007-1265 extended the contract between the City of Jacksonville and SMG through March 30, 2013. This subfund is for debt service specifically pertaining to the Memorial Arena.

REVENUES:

Miscellaneous Revenues:

The increase of \$113,131 is due to higher investment pool earnings.

Transfer In to Pay Debt Service:

The reduction of \$154,564 is due to a lower transfer from the Better Jacksonville Plan subfund (111).

EXPENDITURES:

Fiscal and Other Debt

Fees:

The increase of \$97,836 is due to a reduction in the bond interest payment of \$17,566. This is mostly offset by an increase in the bond principal payment of \$115,402.

EMPLOYEE CAP CHANGES:

There are no city positions associated with this subfund.

CITY OF JACKSONVILLE, FLORIDA

BASEBALL STADIUM - CITY

SUBFUND -- 4C1

	FY 10 Actual	FY 11 Budget	FY 12 Approved	Change From Prior Year	
				Percent	Dollar
REVENUE					
JAX ECONOMIC DEVELOPMENT COMMISSION					
Charges for Services	97,634	57,000	95,500	67.5%	38,500
Miscellaneous Revenue	94,684	95,000	95,000	0.0%	0
	192,317	152,000	190,500	25.3%	38,500
JACKSONVILLE CITYWIDE ACTIVITIES					
Miscellaneous Revenue	11,268	13,973	4,771	-65.9%	-9,202
	11,268	13,973	4,771	-65.9%	-9,202
TRANSFERS-NON DEPARTMENTAL					
Transfers From Other Funds	566,882	775,127	634,337	-18.2%	-140,790
	566,882	775,127	634,337	-18.2%	-140,790
TOTAL REVENUE	770,468	941,100	829,608	-11.8%	-111,492
EXPENDITURES					
JAX ECONOMIC DEVELOPMENT COMMISSION					
Internal Service Charges	229	7,367	6,872	-6.7%	-495
Other Operating Expenses	459,517	468,869	463,460	-1.2%	-5,409
Capital Outlay	26,909	10,001	10,001	0.0%	0
	486,655	486,237	480,333	-1.2%	-5,904
JACKSONVILLE CITYWIDE ACTIVITIES					
Other Operating Expenses	0	0	0		0
	0	0	0		0
TRANSFERS-NON DEPARTMENTAL					
Transfers to Other Funds	452,022	454,863	349,275	-23.2%	-105,588
	452,022	454,863	349,275	-23.2%	-105,588
TOTAL EXPENDITURES	938,677	941,100	829,608	-11.8%	-111,492
AUTHORIZED POSITION CAP					
		FY 11 Budget	FY 12 Approved	Change	

Authorized Positions
Part-Time Hours

CITY OF JACKSONVILLE, FLORIDA

JACKSONVILLE BASEBALL STADIUM-CITY (4C1)

BACKGROUND:

Sports Management Group (SMG) was hired by the City to manage six public entertainment facilities which include Everbank Field, the Memorial Arena, Jacksonville Baseball Stadium, Times-Union Center for Performing Arts, the Convention Center and the Equestrian Center. The Jacksonville Economic Development Commission (JEDC) serves as a liaison for SMG. Ordinance 2007-1265 extended the contract between the City of Jacksonville and SMG through March 30, 2013.

REVENUES:

1. Charges for Services:

- The increase of \$38,500 is due to higher projections for other ticket surcharge revenue.

2. Miscellaneous Revenue:

- The decrease of \$9,202 is due to a lower projection in investment earnings.

3. Transfers from Other Funds:

- The decrease of \$140,790 is due to a reduction in the transfer from the General Fund (011) of \$47,387 and the elimination of the transfer from the Memorial Arena-City subfund (4B1) of \$93,403. The subsidy is solely \$634,337 from the General Fund (011).

EXPENDITURES:

1. Internal Service Charges:

- The decrease of \$495 is due to a reduction in system development allocation of \$155 and fleet parts/oil gas of \$340.

2. Other Operating Expenses:

- The net decrease of \$5,409 is mainly due to a reduction in miscellaneous insurance of \$5,870. This is slightly offset by an increase in electricity of \$461.

3. Transfers to Other Funds:

- The decrease of \$105,588 is due to a reduction in the transfer to the Baseball Stadium-SMG subfund (4C2).

EMPLOYEE CAP CHANGES:

There are no city positions associated with this subfund.

CITY OF JACKSONVILLE, FLORIDA

BASEBALL STADIUM - SMG

SUBFUND -- 4C2

	FY 10 Actual	FY 11 Budget	FY 12 Approved	Change From Prior Year	
				Percent	Dollar
REVENUE					
JAX ECONOMIC DEVELOPMENT COMMISSION					
Charges for Services	328,245	299,975	390,296	30.1%	90,321
Miscellaneous Revenue	67,610	53,604	58,960	10.0%	5,356
	395,855	353,579	449,256	27.1%	95,677
TRANSFERS-NON DEPARTMENTAL					
Transfers From Other Funds	452,022	454,863	349,275	-23.2%	-105,588
	452,022	454,863	349,275	-23.2%	-105,588
TOTAL REVENUE	847,877	808,442	798,531	-1.2%	-9,911
EXPENDITURES					
JAX ECONOMIC DEVELOPMENT COMMISSION					
Salaries	265,069	257,925	257,925	0.0%	0
Employer Provided Benefits	66,611	62,390	62,390	0.0%	0
Other Operating Expenses	519,620	488,127	478,216	-2.0%	-9,911
	851,299	808,442	798,531	-1.2%	-9,911
TOTAL EXPENDITURES	851,299	808,442	798,531	-1.2%	-9,911
AUTHORIZED POSITION CAP					
		FY 11 Budget	FY 12 Approved	Change	

Authorized Positions
Part-Time Hours

CITY OF JACKSONVILLE, FLORIDA

JACKSONVILLE BASEBALL STADIUM-SMG (4C2)

BACKGROUND:

Sports Management Group (SMG) was hired by the City to manage six public entertainment facilities which include the Everbank Field, the Memorial Arena, Jacksonville Baseball Stadium, Times-Union Center for Performing Arts, the Convention Center and the Equestrian Center. The Jacksonville Economic Development Commission (JEDC) serves as a liaison for SMG. Ordinance 2007-1265 extended the contract between the City of Jacksonville and SMG through March 30, 2013.

REVENUES:

Charges for Services:

The net increase of \$90,321 is due to gains in parking revenues of \$77,402, other ticket surcharges of \$11,388 and contractual services revenue of \$1,531.

Miscellaneous Revenue:

The net increase of \$5,356 is mainly due to a growth in concession sales of \$9,806. This increase is somewhat offset by reductions in miscellaneous sales and charges of \$2,200, rental of city facilities of \$1,600, and interest income of \$650.

Transfers from Other Funds:

The decrease of \$105,588 is due to a reduced transfer from the Baseball Stadium-City subfund (4C2).

EXPENDITURES:

Salaries:

No significant changes to the budget.

Employer Provided Benefits:

No significant changes to the budget.

Other Operating Expenses:

The net reduction of \$9,911 is mainly due to a drop in professional services of \$35,756 and repair and maintenance supplies of \$2,000. These reductions are somewhat offset by contractual services of \$23,566.

EMPLOYEE CAP CHANGES:

There are no city positions associated with this subfund.

CITY OF JACKSONVILLE, FLORIDA

BASEBALL STADIUM - DEBT SERVICE

SUBFUND -- 4C6

	FY 10 Actual	FY 11 Budget	FY 12 Approved	Change From Prior Year	
				Percent	Dollar
REVENUE					
JACKSONVILLE CITYWIDE ACTIVITIES					
Miscellaneous Revenue	57,814	0	29,891		29,891
	57,814	0	29,891		29,891
TRANSFERS-NON DEPARTMENTAL					
Transfer In to Pay Debt Service	2,128,709	2,140,164	2,136,123	-0.2%	-4,041
	2,128,709	2,140,164	2,136,123	-0.2%	-4,041
TOTAL REVENUE	2,186,523	2,140,164	2,166,014	1.2%	25,850
EXPENDITURES					
JACKSONVILLE CITYWIDE ACTIVITIES					
Fiscal and Other Debt Fees	2,146,544	2,140,164	2,166,014	1.2%	25,850
	2,146,544	2,140,164	2,166,014	1.2%	25,850
TOTAL EXPENDITURES	2,146,544	2,140,164	2,166,014	1.2%	25,850
AUTHORIZED POSITION CAP					
		FY 11 Budget	FY 12 Approved	Change	

Authorized Positions
Part-Time Hours

CITY OF JACKSONVILLE, FLORIDA

BASEBALL STADIUM-DEBT SERVICE (4C6)

BACKGROUND:

Sports Management Group (SMG) was hired by the City to manage six public entertainment facilities which include the Everbank Field, the Memorial Arena, Jacksonville Baseball Stadium, Times-Union Center for Performing Arts, the Convention Center and the Equestrian Center. The Jacksonville Economic Development Commission (JEDC) serves as a liaison for SMG. Ordinance 2007-1265 extended the contract between the City of Jacksonville and SMG through March 30, 2013. This subfund is for debt service specifically pertaining to the Baseball Stadium.

REVENUES:

Miscellaneous Revenues:

The increase of \$29,891 is due to investment pool earnings.

Transfer In to Pay Debt Service:

The reduction of \$4,041 is due to a lower transfer from the Better Jacksonville Plan subfund (111).

EXPENDITURES:

Fiscal and Other Debt Fees:

The increase \$25,850 is due to an increase in the bond principal payment of \$30,491. This is slightly offset by a reduction in the bond interest payment of \$4,641.

EMPLOYEE CAP CHANGES:

There are no city employees associated with this subfund.

CITY OF JACKSONVILLE, FLORIDA

PERFORMING ARTS CENTER - CITY

SUBFUND -- 4D1

	FY 10 Actual	FY 11 Budget	FY 12 Approved	Change From Prior Year	
				Percent	Dollar
REVENUE					
JAX ECONOMIC DEVELOPMENT COMMISSION					
Charges for Services	168,165	250,000	250,000	0.0%	0
Miscellaneous Revenue	88,382	0	0		0
	256,547	250,000	250,000	0.0%	0
JACKSONVILLE CITYWIDE ACTIVITIES					
Miscellaneous Revenue	-70,061	43,064	0	-100.0%	-43,064
	-70,061	43,064	0	-100.0%	-43,064
TRANSFERS-NON DEPARTMENTAL					
Transfers From Other Funds	1,014,534	595,907	624,364	4.8%	28,457
	1,014,534	595,907	624,364	4.8%	28,457
TOTAL REVENUE	1,201,020	888,971	874,364	-1.6%	-14,607
EXPENDITURES					
JAX ECONOMIC DEVELOPMENT COMMISSION					
Internal Service Charges	44,966	44,846	70,935	58.2%	26,089
Other Operating Expenses	755,954	733,707	722,264	-1.6%	-11,443
Capital Outlay	5,419	15,001	30,001	100.0%	15,000
	806,339	793,554	823,200	3.7%	29,646
TRANSFERS-NON DEPARTMENTAL					
Debt Service	42,665	51,257	51,164	-0.2%	-93
Transfers to Other Funds	412,839	44,160	0	-100.0%	-44,160
	455,504	95,417	51,164	-46.4%	-44,253
TOTAL EXPENDITURES	1,261,844	888,971	874,364	-1.6%	-14,607
AUTHORIZED POSITION CAP					
		FY 11 Budget	FY 12 Approved	Change	

Authorized Positions
Part-Time Hours

CITY OF JACKSONVILLE, FLORIDA

TIMES UNION CENTER FOR THE PERFORMING ARTS-CITY (4D1)

BACKGROUND:

Sports Management Group (SMG) was hired by the City to manage six public entertainment facilities which include Everbank Field, the Memorial Arena, Jacksonville Baseball Stadium, Times-Union Center for Performing Arts, the Convention Center and the Equestrian Center. The Jacksonville Economic Development Commission (JEDC) serves as a liaison for SMG. Ordinance 2007-1265 extended the contract between the City of Jacksonville and SMG through March 30, 2013.

REVENUES:

Charges for Services:

There were no changes to the budget.

Miscellaneous Revenue:

The reduction of \$43,064 is due to investment pool earnings.

Transfers from Other Funds:

The increase of \$28,457 is due to a greater transfer from the General Fund (011) of \$27,413 and a transfer from the Times-Union Center-SMG subfund (4D2) of \$1,044. The subsidy is broken down as follows: \$623,320 from the General Fund and \$1,044 from the Times-Union Center-SMG fund.

EXPENDITURES:

Internal Service Charges:

The net increase of \$26,089 is mainly due to a rise in fleet parts/oil gas of \$15,539, ITD charges of \$6,800 and ITD network group of \$3,593.

Other Operating Expenses:

The net decrease of \$11,443 is due to higher miscellaneous insurance costs of \$33,443, which are partially offset by increases in water of \$12,000 and electricity of \$10,000.

Capital Outlay:

The increase of \$15,000 is due to new event equipment for the dance floor.

Transfers to Other Funds:

The reduction of \$44,160 represents a reduced transfer to the Times Union Center-SMG subfund (4D2).

EMPLOYEE CAP CHANGES:

There are no city positions associated with this subfund.

CITY OF JACKSONVILLE, FLORIDA

PERFORMING ARTS CENTER - SMG

SUBFUND -- 4D2

	FY 10 Actual	FY 11 Budget	FY 12 Approved	Change From Prior Year	
				Percent	Dollar
REVENUE					
JAX ECONOMIC DEVELOPMENT COMMISSION					
Charges for Services	1,591,443	1,564,751	1,702,462	8.8%	137,711
Miscellaneous Revenue	625,198	771,021	797,850	3.5%	26,829
	2,216,641	2,335,772	2,500,312	7.0%	164,540
JACKSONVILLE CITYWIDE ACTIVITIES					
Miscellaneous Revenue	0	0	4,815		4,815
	0	0	4,815		4,815
TRANSFERS-NON DEPARTMENTAL					
Transfers From Other Funds	412,839	44,160	0	-100.0%	-44,160
	412,839	44,160	0	-100.0%	-44,160
TOTAL REVENUE	2,629,480	2,379,932	2,505,127	5.3%	125,195
EXPENDITURES					
JAX ECONOMIC DEVELOPMENT COMMISSION					
Salaries	631,356	608,210	608,210	0.0%	0
Employer Provided Benefits	168,841	157,525	157,525	0.0%	0
Other Operating Expenses	1,784,309	1,614,197	1,738,348	7.7%	124,151
	2,584,506	2,379,932	2,504,083	5.2%	124,151
TRANSFERS-NON DEPARTMENTAL					
Transfers to Other Funds	35,000	0	1,044		1,044
	35,000	0	1,044		1,044
TOTAL EXPENDITURES	2,619,506	2,379,932	2,505,127	5.3%	125,195
AUTHORIZED POSITION CAP					
		FY 11 Budget	FY 12 Approved	Change	

Authorized Positions
Part-Time Hours

CITY OF JACKSONVILLE, FLORIDA

TIMES UNION CENTER FOR THE PERFORMING ARTS-SMG (4D2)

BACKGROUND:

Sports Management Group (SMG) was hired by the City to manage six public entertainment facilities which include Everbank Field, the Memorial Arena, Jacksonville Baseball Stadium, Times-Union Center for Performing Arts, the Convention Center and the Equestrian Center. The Jacksonville Economic Development Commission (JEDC) serves as a liaison for SMG. Ordinance 2007-1265 extended the contract between the City of Jacksonville and SMG through March 30, 2013.

REVENUES:

Charges for Services:

The increase of \$137,711 is due to gains in contractual services revenue of \$87,711 and other ticket surcharges of \$50,000.

Miscellaneous Revenue:

The net increase of \$26,829 is due to higher concession sales of \$14,925, rental of city facilities of \$12,780 and interest income of \$3,200. This is somewhat offset by a decrease in rental of city facilities of \$4,576.

Transfers from Other Funds:

The reduction of \$44,160 represents a reduced transfer in from the Times-Union Center-City subfund (4D1).

EXPENDITURES:

Other Operating Expenses:

The net increase of \$124,151 is mainly due to a greater increase in contractual services of \$125,681.

Transfers to Other Funds:

The increase of \$1,044 represents a slightly increased transfer to the Times-Union Center-City subfund (4D1).

EMPLOYEE CAP CHANGES:

There are no city positions associated with this subfund.

CITY OF JACKSONVILLE, FLORIDA

PERFORMING ARTS CENTER - DEBT SERVICE

SUBFUND -- 4D6

	FY 10 Actual	FY 11 Budget	FY 12 Approved	Change From Prior Year	
				Percent	Dollar
REVENUE					
JACKSONVILLE CITYWIDE ACTIVITIES					
Miscellaneous Revenue	893	0	716		716
	893	0	716		716
TRANSFERS-NON DEPARTMENTAL					
Transfer In to Pay Debt Service	51,312	51,257	51,164	-0.2%	-93
	51,312	51,257	51,164	-0.2%	-93
TOTAL REVENUE	52,204	51,257	51,880	1.2%	623
EXPENDITURES					
JACKSONVILLE CITYWIDE ACTIVITIES					
Fiscal and Other Debt Fees	51,879	51,257	51,880	1.2%	623
	51,879	51,257	51,880	1.2%	623
TOTAL EXPENDITURES	51,879	51,257	51,880	1.2%	623
AUTHORIZED POSITION CAP					
		FY 11 Budget	FY 12 Approved	Change	

Authorized Positions
Part-Time Hours

CITY OF JACKSONVILLE, FLORIDA

TIMES UNION CENTER FOR THE PERFORMING ARTS DEBT SERVICE (4D6)

BACKGROUND:

Sports Management Group (SMG) was hired by the City to manage six public entertainment facilities which include Everbank Field, the Memorial Arena, Jacksonville Baseball Stadium, Times-Union Center for Performing Arts, the Convention Center and the Equestrian Center. The Jacksonville Economic Development Commission (JEDC) serves as a liaison for SMG. Ordinance 2007-1265 extended the contract between the City of Jacksonville and SMG through March 30, 2013. This subfund is for debt service specifically pertaining to the Times Union Center for the Performing Arts.

REVENUES:

Miscellaneous Revenue:

The increase of \$716 is due to investment pool earnings.

Transfers In to Pay Debt Service:

There are no significant changes to the budget.

EXPENDITURES:

Fiscal and Other Debt Fees:

The increase of \$623 is due to a rise in the bond interest payment.

EMPLOYEE CAP CHANGES:

There are no city positions associated with this subfund.

CITY OF JACKSONVILLE, FLORIDA

CONVENTION CENTER - CITY

SUBFUND -- 4E1

	FY 10 Actual	FY 11 Budget	FY 12 Approved	Change From Prior Year	
				Percent	Dollar
REVENUE					
JACKSONVILLE CITYWIDE ACTIVITIES					
Taxes	4,238,095	0	0		0
Miscellaneous Revenue	21,224	0	15,758		15,758
Transfers from Fund Balance	0	370,000	0	-100.0%	-370,000
	4,259,319	370,000	15,758	-95.7%	-354,242
TRANSFERS-NON DEPARTMENTAL					
Transfers From Other Funds	30,000	1,252,369	1,330,901	6.3%	78,532
	30,000	1,252,369	1,330,901	6.3%	78,532
TOTAL REVENUE	4,289,319	1,622,369	1,346,659	-17.0%	-275,710
EXPENDITURES					
JAX ECONOMIC DEVELOPMENT COMMISSION					
Internal Service Charges	86,478	62,379	70,910	13.7%	8,531
Other Operating Expenses	599,654	615,247	589,687	-4.2%	-25,560
Capital Outlay	10,875	75,001	40,001	-46.7%	-35,000
	697,007	752,627	700,598	-6.9%	-52,029
JACKSONVILLE CITYWIDE ACTIVITIES					
Other Operating Expenses	0	0	0		0
	0	0	0		0
TRANSFERS-NON DEPARTMENTAL					
Transfers to Other Funds	3,619,910	869,742	646,061	-25.7%	-223,681
	3,619,910	869,742	646,061	-25.7%	-223,681
TOTAL EXPENDITURES	4,316,917	1,622,369	1,346,659	-17.0%	-275,710
AUTHORIZED POSITION CAP					
		FY 11 Budget	FY 12 Approved	Change	

Authorized Positions
Part-Time Hours

CITY OF JACKSONVILLE, FLORIDA

CONVENTION CENTER-CITY (4E1)

BACKGROUND:

Sports Management Group (SMG) was hired by the City to manage six public entertainment facilities which include Everbank Field, the Memorial Arena, Jacksonville Baseball Stadium, Times-Union Center for Performing Arts, the Convention Center and the Equestrian Center. The Jacksonville Economic Development Commission (JEDC) serves as a liaison for SMG. Ordinance 2007-1265 extended the contract between the City of Jacksonville and SMG through March 30, 2013.

REVENUES:

Miscellaneous Revenue:

The increase of \$15,758 is due to greater investment pool earnings.

Transfers from Fund Balance:

The decrease of \$370,000 is due to a reduction in the use of fund balance.

Transfers From Other Funds:

The increase of \$78,532 is due to a higher subsidy from the General Fund (011).

EXPENDITURES:

Internal Service Charges:

The net increase of \$8,531 is mainly due to increases in fleet vehicle rental of \$6,656, ITD network group costs of \$3,339 and tech refresh/pay-go charges of \$1,632. These increases are partially offset by reductions in fleet repairs/maintenance of \$2,066.

Other Operating Expenses:

The decrease of \$25,560 is due to a reduction in miscellaneous insurance of \$15,560 and water of \$10,000.

Capital Outlay:

The decrease of \$35,000 represents a reduction in capital outlay requests.

Transfers to Other Funds:

The net reduction of \$223,681 is due to a reduced transfer to the Sports Complex Capital Maintenance Fund (4G1) of \$370,000. This is offset by increases in transfers to the Memorial Arena-City subfund (4B1) of \$146,227 and the Convention Center-SMG subfund (4E2) of \$92.

EMPLOYEE CAP CHANGES:

There are no city positions associated with this subfund.

CITY OF JACKSONVILLE, FLORIDA

CONVENTION CENTER - SMG

SUBFUND -- 4E2

	FY 10 Actual	FY 11 Budget	FY 12 Approved	Change From Prior Year	
				Percent	Dollar
REVENUE					
JAX ECONOMIC DEVELOPMENT COMMISSION					
Taxes	84	0	0		0
Charges for Services	794,644	873,223	803,079	-8.0%	-70,144
Miscellaneous Revenue	947,718	919,844	979,700	6.5%	59,856
	<u>1,742,447</u>	<u>1,793,067</u>	<u>1,782,779</u>	-0.6%	-10,288
JACKSONVILLE CITYWIDE ACTIVITIES					
Miscellaneous Revenue	0	0	11,949		11,949
	<u>0</u>	<u>0</u>	<u>11,949</u>		<u>11,949</u>
TRANSFERS-NON DEPARTMENTAL					
Transfers From Other Funds	770,892	499,742	499,834	0.0%	92
	<u>770,892</u>	<u>499,742</u>	<u>499,834</u>	0.0%	<u>92</u>
TOTAL REVENUE	2,513,339	2,292,809	2,294,562	0.1%	1,753
EXPENDITURES					
JAX ECONOMIC DEVELOPMENT COMMISSION					
Salaries	982,963	971,390	971,390	0.0%	0
Employer Provided Benefits	323,731	289,285	289,285	0.0%	0
Internal Service Charges	0	0	1		1
Other Operating Expenses	1,162,083	1,032,134	1,033,886	0.2%	1,752
	<u>2,468,777</u>	<u>2,292,809</u>	<u>2,294,562</u>	0.1%	<u>1,753</u>
TRANSFERS-NON DEPARTMENTAL					
Transfers to Other Funds	30,000	0	0		0
	<u>30,000</u>	<u>0</u>	<u>0</u>		<u>0</u>
TOTAL EXPENDITURES	2,498,777	2,292,809	2,294,562	0.1%	1,753
AUTHORIZED POSITION CAP					
		FY 11 Budget	FY 12 Approved	Change	

Authorized Positions
Part-Time Hours

CITY OF JACKSONVILLE, FLORIDA

CONVENTION CENTER (4E2)

BACKGROUND:

Sports Management Group (SMG) was hired by the City to manage six public entertainment facilities which include Everbank Field, the Memorial Arena, Jacksonville Baseball Stadium, Times-Union Center for Performing Arts, the Convention Center and the Equestrian Center. The Jacksonville Economic Development Commission (JEDC) serves as a liaison for SMG. Ordinance 2007-1265 extended the contract between the City of Jacksonville and SMG through March 30, 2013.

REVENUES:

Charges for Services:

The net reduction of \$70,144 is due to a decrease in contractual services \$82,157. This is offset by an increase in parking fees of \$12,013.

Miscellaneous Revenue:

The net increase of \$59,856 in Jacksonville Economic Development Commission is mainly due to an increase in projected concession sales of \$98,557. This is somewhat offset by a reduction in rental of city facilities of \$31,401 and miscellaneous sales and charges of \$7,500.

The increase of \$11,949 in Jacksonville Citywide Activities is due to higher investment pool earnings.

Transfers From Other Funds:

There are no significant changes to the budget.

EXPENDITURES:

Other Operating Expenses:

The net increase of \$1,753 is mainly due to increases in contractual services of \$10,394 and repairs and maintenance of \$9,300. This increase is offset partially by reductions in other utilities of \$8,000 and telephone and data lines of \$6,000.

EMPLOYEE CAP CHANGES:

There are no city positions associated with this subfund.

CITY OF JACKSONVILLE, FLORIDA

EQUESTRIAN CENTER - CITY

SUBFUND -- 4F1

	FY 10 Actual	FY 11 Budget	FY 12 Approved	Change From Prior Year	
				Percent	Dollar
REVENUE					
JACKSONVILLE CITYWIDE ACTIVITIES					
Miscellaneous Revenue	-29,625	0	0		0
	-29,625	0	0		0
TRANSFERS-NON DEPARTMENTAL					
Transfers From Other Funds	763,358	744,772	697,381	-6.4%	-47,391
	763,358	744,772	697,381	-6.4%	-47,391
TOTAL REVENUE	733,733	744,772	697,381	-6.4%	-47,391
EXPENDITURES					
JAX ECONOMIC DEVELOPMENT COMMISSION					
Internal Service Charges	44,086	36,670	34,169	-6.8%	-2,501
Other Operating Expenses	188,873	226,587	231,381	2.1%	4,794
Capital Outlay	5,419	1	1	0.0%	0
	238,378	263,258	265,551	0.9%	2,293
TRANSFERS-NON DEPARTMENTAL					
Debt Service	65,948	123,668	118,682	-4.0%	-4,986
Transfers to Other Funds	401,555	357,846	313,148	-12.5%	-44,698
	467,503	481,514	431,830	-10.3%	-49,684
TOTAL EXPENDITURES	705,881	744,772	697,381	-6.4%	-47,391
AUTHORIZED POSITION CAP					
		FY 11 Budget	FY 12 Approved	Change	

Authorized Positions
Part-Time Hours

CITY OF JACKSONVILLE, FLORIDA

EQUESTRIAN CENTER-CITY (4F1)

BACKGROUND:

Sports Management Group (SMG) was hired by the City to manage six public entertainment facilities which include Everbank Field, the Memorial Arena, Jacksonville Baseball Stadium, Times-Union Center for Performing Arts, the Convention Center and the Equestrian Center. The Jacksonville Economic Development Commission (JEDC) serves as a liaison for SMG. Ordinance 2007-1265 extended the contract between the City of Jacksonville and SMG through March 30, 2013.

REVENUES:

Transfers from Other Funds:

The net reduction of \$47,391 is due to a reduction in the transfer from the general fund of \$172,391. This was mostly offset by an increase of \$125,000 from storm water facilities mitigation projects (subfund 44I).

EXPENDITURES:

Internal Service Charges:

The net reduction of \$2,501 is primarily due to a decrease in ITD costs of \$5,555. This decrease is mostly offset by an increase in fleet vehicle rental of \$3,328.

Other Operating Expenses:

The net increase of \$4,794 is due to increases in electricity of \$7,000, water of \$2,000 and public buildings plant renewal of \$794. This increase is partially offset by reductions in miscellaneous insurance of \$5,000.

Debt Service:

The decrease of \$4,986 is due to reductions in the transfer to the Equestrian Center-Debt Service subfund's (4F6) bond principal payment of \$3,083, bond interest payment of \$1,869 and fiscal agent fees of \$34.

Transfers to Other Funds:

The reduction of \$44,698 is due to a lower subsidy needed to cover expenses in the Equestrian Center-SMG subfund (4F2).

EMPLOYEE CAP CHANGES:

There are no city positions associated with this subfund.

CITY OF JACKSONVILLE, FLORIDA

EQUESTRIAN CENTER - SMG

SUBFUND -- 4F2

	FY 10 Actual	FY 11 Budget	FY 12 Approved	Change From Prior Year	
				Percent	Dollar
REVENUE					
JAX ECONOMIC DEVELOPMENT COMMISSION					
Charges for Services	203,077	246,514	263,677	7.0%	17,163
Miscellaneous Revenue	123,671	131,834	149,175	13.2%	17,341
	326,748	378,348	412,852	9.1%	34,504
TRANSFERS-NON DEPARTMENTAL					
Transfers From Other Funds	401,555	357,846	313,148	-12.5%	-44,698
	401,555	357,846	313,148	-12.5%	-44,698
TOTAL REVENUE	728,303	736,194	726,000	-1.4%	-10,194
EXPENDITURES					
JAX ECONOMIC DEVELOPMENT COMMISSION					
Salaries	267,452	286,975	286,975	0.0%	0
Employer Provided Benefits	92,182	67,045	67,045	0.0%	0
Other Operating Expenses	382,460	382,174	371,980	-2.7%	-10,194
	742,094	736,194	726,000	-1.4%	-10,194
TOTAL EXPENDITURES	742,094	736,194	726,000	-1.4%	-10,194
AUTHORIZED POSITION CAP					
		FY 11 Budget	FY 12 Approved	Change	

Authorized Positions
Part-Time Hours

CITY OF JACKSONVILLE, FLORIDA

EQUESTRIAN CENTER-SMG (4F2)

BACKGROUND:

Sports Management Group (SMG) was hired by the City to manage six public entertainment facilities which include Everbank Field, the Memorial Arena, Jacksonville Baseball Stadium, Times-Union Center for Performing Arts, the Convention Center and the Equestrian Center. The Jacksonville Economic Development Commission (JEDC) serves as a liaison for SMG. Ordinance 2007-1265 extended the contract between the City of Jacksonville and SMG through March 30, 2013.

REVENUES:

Charges for Services:

The net increase of \$17,163 is due mainly to an increase in parking fees revenue of \$5,400 and contractual services revenue of \$12,763. This is offset by a decrease in other ticket surcharges of \$1,000.

Miscellaneous Revenue:

The net increase of \$17,341 is mainly due to an increase in rental of city facilities of \$29,625. This increase is somewhat offset by a reduction in advertising fees revenue of \$12,500.

Transfer from Other Funds:

The reduction of \$44,698 represents a decreased subsidy from the Equestrian Center-City subfund (4F1).

EXPENDITURES:

Other Operating Expenses:

The net reduction of \$10,194 is primarily due to declines in other utilities of \$16,000, equipment rentals of \$3,000, SMG insurance expense of \$3,000 and repair and maintenance supplies of \$3,000. These reductions are partially offset by an increase in repair and maintenance of \$15,523 and office supplies of \$2,250.

EMPLOYEE CAP CHANGES:

There are no city positions associated with this subfund.

CITY OF JACKSONVILLE, FLORIDA

EQUESTRIAN CENTER - DEBT SERVICE

SUBFUND -- 4F6

	FY 10 Actual	FY 11 Budget	FY 12 Approved	Change From Prior Year	
				Percent	Dollar
REVENUE					
JACKSONVILLE CITYWIDE ACTIVITIES					
Miscellaneous Revenue	4,273	0	1,635		1,635
	4,273	0	1,635		1,635
TRANSFERS-NON DEPARTMENTAL					
Transfer In to Pay Debt Service	122,518	123,668	118,682	-4.0%	-4,986
	122,518	123,668	118,682	-4.0%	-4,986
TOTAL REVENUE	126,791	123,668	120,317	-2.7%	-3,351
EXPENDITURES					
JACKSONVILLE CITYWIDE ACTIVITIES					
Fiscal and Other Debt Fees	131,531	123,668	120,317	-2.7%	-3,351
	131,531	123,668	120,317	-2.7%	-3,351
TOTAL EXPENDITURES	131,531	123,668	120,317	-2.7%	-3,351
AUTHORIZED POSITION CAP					
		FY 11 Budget	FY 12 Approved	Change	

Authorized Positions
Part-Time Hours

CITY OF JACKSONVILLE, FLORIDA

EQUESTRIAN CENTER-DEBT SERVICE (4F6)

BACKGROUND:

Sports Management Group (SMG) was hired by the City to manage six public entertainment facilities which include Everbank Field, the Memorial Arena, Jacksonville Baseball Stadium, Times-Union Center for Performing Arts, the Convention Center and the Equestrian Center. The Jacksonville Economic Development Commission (JEDC) serves as a liaison for SMG. Ordinance 2007-1265 extended the contract between the City of Jacksonville and SMG through March 30, 2013.

REVENUES:

Miscellaneous Revenue:

The increase of \$1,635 is due to higher investment pool earnings.

Transfer In to Pay Debt Service:

The decrease of \$4,986 is due to a reduced transfer for the debt payment.

EXPENDITURES:

Fiscal and other Debt Fees:

The net decrease of \$3,351 is due mainly to a decrease in the bond interest payment of \$3,083 and fiscal agent fees of \$1,869. These reductions are partially offset by an increase in the bond principal payment of \$1,601.

EMPLOYEE CAP CHANGES:

There are no city positions associated with this subfund.

CITY OF JACKSONVILLE, FLORIDA

SPORTS COMPLEX CAPITAL MAINTENANCE

SUBFUND -- 4G1

	FY 10 Actual	FY 11 Budget	FY 12 Approved	Change From Prior Year	
				Percent	Dollar
REVENUE					
JACKSONVILLE CITYWIDE ACTIVITIES					
Taxes	0	3,933,253	4,198,162	6.7%	264,909
	0	3,933,253	4,198,162	6.7%	264,909
TRANSFERS-NON DEPARTMENTAL					
Transfers From Other Funds	0	370,000	0	-100.0%	-370,000
	0	370,000	0	-100.0%	-370,000
TOTAL REVENUE	0	4,303,253	4,198,162	-2.4%	-105,091
EXPENDITURES					
JAX ECONOMIC DEVELOPMENT COMMISSION					
Capital Outlay	0	4,303,253	4,198,162	-2.4%	-105,091
	0	4,303,253	4,198,162	-2.4%	-105,091
TOTAL EXPENDITURES	0	4,303,253	4,198,162	-2.4%	-105,091
AUTHORIZED POSITION CAP					
		FY 11 Budget	FY 12 Approved	Change	

Authorized Positions
Part-Time Hours

CITY OF JACKSONVILLE, FLORIDA

SPORTS COMPLEX CAPITAL MAINTENANCE (4G1)

BACKGROUND:

Ordinance 2009-817-E mandates that the Convention Development Tax collected pursuant to chapter 764, be allocated to the Sports Complex Capital Maintenance Enterprise Fund. The 4G1 subfund was established for this purpose. These funds are to be used exclusively to construct, extend, enlarge, remodel, repair, improve or maintain the Sports Complex which includes Everbank Field, Veterans Memorial Arena, and the Jacksonville Baseball Stadium.

REVENUES:

Taxes:

The increase of \$264,909 is due to higher revenues for the 2 Cent Tourist Development Tax collections.

Transfers From Other Funds:

The decrease of \$370,000 is due to the elimination of the transfer from the Convention Center-City (4E1) subfund.

EXPENDITURES:

Capital Outlay:

The net decrease of \$105,091 is due to reductions in other construction costs at the Baseball Stadium of \$446,651 and Everbank Field of \$207,889. These reductions are mostly offset by increases in other construction costs at the Memorial Arena of \$549,449.

EMPLOYEE CAP CHANGES:

There are no city positions associated with this subfund.

CITY OF JACKSONVILLE, FLORIDA

INTERNAL SERVICE FUNDS

Table of Contents

Central Operations

- 511 Fleet Mgt - Operations
- 512 Vehicle Replacement
- 513 Direct Replacement
- 521 Copy Center
- 571 Group Health

Finance

- 561 Self Insurance
- 581 Insured Programs
- 592 Banking Fund

General Counsel

- 551 Office of General Counsel

Information Technology

- 531 ITD Operations
- 533 Communications
- 534 Radio Communications
- 536 Tech System Development

Jacksonville Citywide Activities

- 59B 2008 Special Rev Bond
- 59C 2009A Special Rev Bond
- 59D 2009C Special Rev Bond
- 59E 2010A Special Rev Bond
- 59F 2010C Special Rev Bond
- 59G 2011A Special Rev Bond
- 59H 2012 Special Rev Bond

CITY OF JACKSONVILLE, FLORIDA

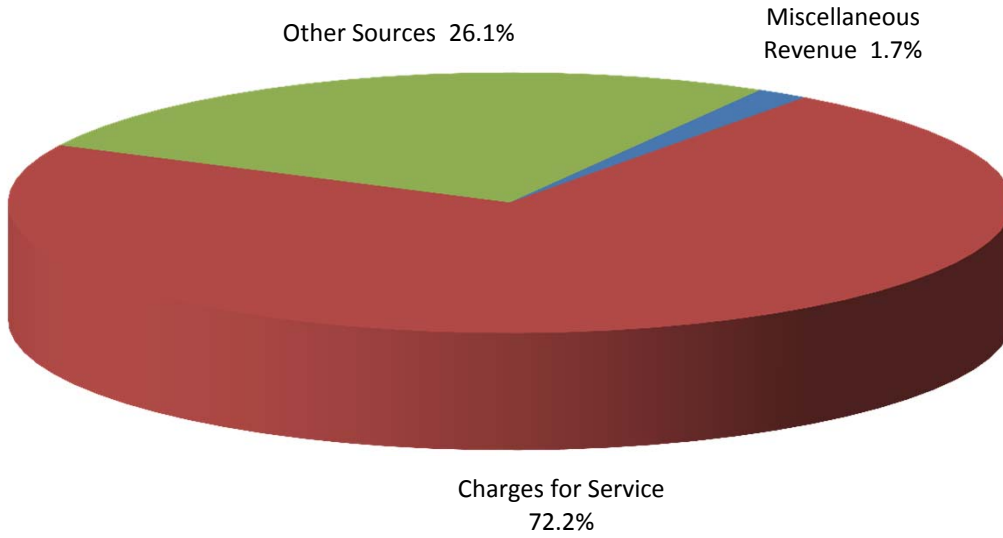
INTERNAL SERVICE FUNDS Summary of Subfunds

S/F	Description	Personnel Expenses	Operating Expenses	Capital Outlay	Debt Service	Grants and Aids	Other Uses	FY 12 Budgeted
511	Fleet Mgt - Operations	6,577,359	35,625,574	1	89,085		886,176	43,178,195
512	Vehicle Replacement	206,888	58,149		6,710,671		7,508,046	14,483,754
513	Direct Replacement			7,422,500				7,422,500
521	Copy Center	350,939	1,593,674	1			129,943	2,074,557
531	ITD Operations	10,821,184	9,615,371	1	114,028		1,167,636	21,718,220
533	Communications	574,668	3,809,010	1			284,088	4,667,767
534	Radio Communications	886,226	841,564	279,403	3,162,050	1,333,144	365,242	5,534,485
536	Tech System Development				3,111,139			3,111,139
551	Office of General Counsel	6,842,253	1,633,596	1			369,726	8,845,576
561	Self Insurance	1,259,749	26,238,579	2			2,153,988	29,652,318
571	Group Health	718,671	98,885,954	1			135,034	99,739,660
581	Insured Programs	404,637	8,788,171	1			(530,275)	8,662,534
592	Banking Fund		644,419		44,123,795		58,525,982	103,294,196
59B	2008 Special Rev Bond				4,994,026			4,994,026
59C	2009A Special Rev Bond				3,479,651			3,479,651
59D	2009C Special Rev Bond				5,928,984			5,928,984
59E	2010A Special Rev Bond				4,640,312			4,640,312
59F	2010C Special Rev Bond				1,360,520			1,360,520
59G	2011A Special Rev Bond				2,856,663			2,856,663
59H	2012 Special Rev Bond				1,444,344			1,444,344
Total Internal Service Funds		28,642,574	187,734,061	7,701,912	82,015,268	1,333,144	70,995,586	377,089,401

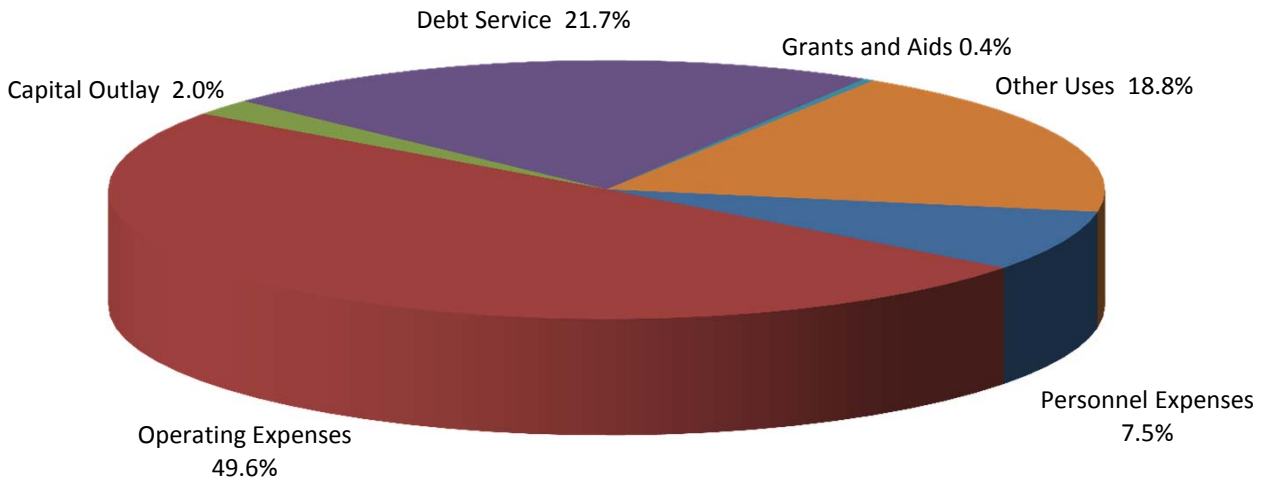
CITY OF JACKSONVILLE, FLORIDA

INTERNAL SERVICE FUNDS

REVENUE SOURCES



EXPENDITURES BY CATEGORY



CITY OF JACKSONVILLE, FLORIDA



2011-2012 ANNUAL BUDGET

CITY OF JACKSONVILLE, FLORIDA

FLEET MGMT - OPERATIONS

SUBFUND -- 511

	FY 10 Actual	FY 11 Budget	FY 12 Approved	Change From Prior Year	
				Percent	Dollar
REVENUE					
CENTRAL OPERATIONS					
Charges for Services	36,658,474	38,612,801	42,688,984	10.6%	4,076,183
Miscellaneous Revenue	508,913	484,158	489,211	1.0%	5,053
Other Sources	367,450	0	0		0
	37,534,836	39,096,959	43,178,195	10.4%	4,081,236
TOTAL REVENUE	37,534,836	39,096,959	43,178,195	10.4%	4,081,236
EXPENDITURES					
JACKSONVILLE CITYWIDE ACTIVITIES					
Lapse	0	-174,762	-254,809	45.8%	-80,047
	0	-174,762	-254,809	45.8%	-80,047
CENTRAL OPERATIONS					
Salaries	5,117,172	5,027,155	4,910,317	-2.3%	-116,838
Employer Provided Benefits	1,892,195	1,801,362	1,921,851	6.7%	120,489
Internal Service Charges	1,228,431	719,416	957,745	33.1%	238,329
Other Operating Expenses	26,870,111	30,277,813	34,667,829	14.5%	4,390,016
Capital Outlay	434,440	2	1	-50.0%	-1
Supervision Allocation	0	-86,316	-71,478	-17.2%	14,838
Indirect Cost	1,446,857	1,446,857	957,654	-33.8%	-489,203
Banking Fund Debt Repayment	18,584	85,432	89,085	4.3%	3,653
	37,007,790	39,271,721	43,433,004	10.6%	4,161,283
TOTAL EXPENDITURES	37,007,790	39,096,959	43,178,195	10.4%	4,081,236
AUTHORIZED POSITION CAP					
		FY 11 Budget	FY 12 Approved	Change	
Authorized Positions		124	121	-3	
Part-Time Hours		2,080	2,080		

CITY OF JACKSONVILLE, FLORIDA

FLEET MANAGEMENT - OPERATIONS (511)

BACKGROUND:

This internal service fund accumulates and allocates the costs of the operation of the City's Motor Pool and recovers its costs via charges to its users/customers. Fleet Management is responsible for all of the maintenance and fueling of the entire City owned vehicle fleet including most independent authorities and the Duval County School Board.

REVENUES:

Charges for Services:

The net increase is being driven by increased budgeted expenditures related mainly to fuel costs.

Miscellaneous Revenue:

The net increase is due to a \$105,025 increase in reimbursement for warranty work, partially offset by \$99,972 decrease in contribution-loss deductibles.

EXPENDITURES:

Lapse:

The salary and benefit lapse has been increased to reflect various vacancies and retirements anticipated in FY 12.

Salaries:

The decrease reflects the impact of eliminating three positions as well as reductions in leave sellback and supervisory differential. These reductions are somewhat offset by a \$37,950 increase in overtime.

Employer Provided Benefits:

The increase is due to increased health insurance costs (\$51,264) and pension costs (\$170,716). These increases are offset by the impact of the three eliminated positions as well as a \$93,537 reduction in workers' compensation costs.

Internal Service Charges:

The increases are mainly due to higher Information Technology charges (\$108,885) and Fleet parts, oil, gas and lube charges (\$109,132).

Other Operating Expenses:

The increase is mainly due to increases in fuel costs (\$5 million) and sublet repairs (\$150,000). These increases are partially offset by across the board operating budget reductions totaling over \$600,000.

Supervision Allocation:

This amount represents the administrative costs of the Division which are allocated to each activity within Fleet Management.

Indirect Costs:

The change is due to revisions in the indirect cost study performed annually by an outside entity.

Banking Fund Debt Repayment:

The increase is due to an increase in the interest and principal payback for Banking Fund borrowing.

EMPLOYEE CAP CHANGES:

Three positions were eliminated as part of the budget process.

CITY OF JACKSONVILLE, FLORIDA

FLEET MGMT - VEHICLE REPLACEMENT

SUBFUND -- 512

	FY 10 Actual	FY 11 Budget	FY 12 Approved	Change From Prior Year	
				Percent	Dollar
REVENUE					
JACKSONVILLE CITYWIDE ACTIVITIES					
Miscellaneous Revenue	1,241,868	539,182	547,443	1.5%	8,261
Transfers from Fund Balance	0	0	2,504,160		2,504,160
	<u>1,241,868</u>	<u>539,182</u>	<u>3,051,603</u>	466.0%	2,512,421
CENTRAL OPERATIONS					
Charges for Services	16,708,393	14,496,945	11,432,151	-21.1%	-3,064,794
Miscellaneous Revenue	394,094	0	0		0
Other Sources	3,629,307	806,078	0	-100.0%	-806,078
	<u>20,731,794</u>	<u>15,303,023</u>	<u>11,432,151</u>	-25.3%	-3,870,872
TOTAL REVENUE	21,973,662	15,842,205	14,483,754	-8.6%	-1,358,451
EXPENDITURES					
JACKSONVILLE CITYWIDE ACTIVITIES					
Cash Carryover	0	387,295	153,375	-60.4%	-233,920
	<u>0</u>	<u>387,295</u>	<u>153,375</u>	-60.4%	-233,920
CENTRAL OPERATIONS					
Salaries	171,786	162,911	155,304	-4.7%	-7,607
Employer Provided Benefits	44,058	44,414	51,584	16.1%	7,170
Internal Service Charges	0	0	10,684		10,684
Other Operating Expenses	36,516	52,322	47,465	-9.3%	-4,857
Capital Outlay	3,636,246	806,078	0	-100.0%	-806,078
Supervision Allocation	0	86,316	71,478	-17.2%	-14,838
Banking Fund Debt Repayment	13,882,904	10,556,113	6,710,671	-36.4%	-3,845,442
	<u>17,771,509</u>	<u>11,708,154</u>	<u>7,047,186</u>	-39.8%	-4,660,968
TRANSFERS-NON DEPARTMENTAL					
Transfers to Other Funds	3,079,838	3,746,756	7,283,193	94.4%	3,536,437
	<u>3,079,838</u>	<u>3,746,756</u>	<u>7,283,193</u>	94.4%	3,536,437
TOTAL EXPENDITURES	20,851,347	15,842,205	14,483,754	-8.6%	-1,358,451
AUTHORIZED POSITION CAP					
		FY 11 Budget	FY 12 Approved	Change	
Authorized Positions		3	3		
Part-Time Hours					

CITY OF JACKSONVILLE, FLORIDA

FLEET MANAGEMENT - VEHICLE REPLACEMENT (512)

BACKGROUND:

This is an internal service fund that accounts for the replacement of City owned vehicles.

REVENUES:

Miscellaneous Revenue:

This represents \$450,000 in anticipated revenue from the sale of surplus vehicles and \$97,443 in estimated investment earnings.

Transfers from Fund Balance:

This represents an accumulation of excess revenue over expenditures from prior years and will be transferred out to the Direct Replacement fund (513) to fund the FY 12 vehicle replacements without borrowing funds, as required by Section 106 of the Municipal Code.

Charges for Services:

The decrease is the result of lower charges billed to other departments and agencies for vehicle replacements.

Other Sources:

This category housed the banking fund loan proceeds and it has been removed in FY 12 due to the elimination of banking fund borrowing for vehicle replacements.

EXPENDITURES:

Cash Carryover:

This is the estimated residual income over expenses for the FY 12 proposed vehicle replacements. This amount will be used in FY 13 to help fund pay-go vehicle replacements.

Salaries:

The decrease is mainly due to reductions in overtime and supervisory differential.

Employer Provided Benefits:

The increase is mainly due to increases in health insurance costs (\$1,792) and pension costs (\$6,396). These increases are partially offset by a slight reduction of \$1,197 in workers compensation costs.

Internal Service Charges:

This charge represents an allocation for vehicle rental related to hybrid vehicles being purchased in FY 12 with partial grant funding. These vehicles will be used as test cases in various Departments.

Other Operating Expenses:

The decrease is primarily due to a reduction in professional services of \$5,000.

Capital Outlay:

This funding has been removed due to the elimination of banking fund borrowing in FY 12.

Supervision Allocation:

This amount represents the administrative costs of the Division which is allocated to each activity within Fleet Management. The reciprocal entry can be seen in the Fleet Management Operations fund (511).

Banking Fund Debt Repayment:

The decrease is due to a reduction in interest and principal payback for prior year banking fund borrowing. As pay-go funding replaces banking fund borrowing this expenditure line item will continue to decrease until all borrowed funds have been repaid.

CITY OF JACKSONVILLE, FLORIDA

Transfers to Other Funds:

This amount represents the transfer to the Direct Vehicle Replacement fund (513) and the increase is being driven by the elimination of banking fund borrowing for vehicle replacements.

EMPLOYEE CAP CHANGES:

There are no changes to the employee cap.

CITY OF JACKSONVILLE, FLORIDA



2011-2012 ANNUAL BUDGET

CITY OF JACKSONVILLE, FLORIDA

FLEET MGMT - DIRECT REPLACEMENT

SUBFUND -- 513

	FY 10 Actual	FY 11 Budget	FY 12 Approved	Change From Prior Year	
				Percent	Dollar
REVENUE					
JACKSONVILLE CITYWIDE ACTIVITIES					
Miscellaneous Revenue	121,643	28,566	74,307	160.1%	45,741
Transfers from Fund Balance	133,298	0	0		0
	254,941	28,566	74,307	160.1%	45,741
TRANSFERS-NON DEPARTMENTAL					
Transfers From Other Funds	4,466,699	4,996,756	7,348,193	47.1%	2,351,437
	4,466,699	4,996,756	7,348,193	47.1%	2,351,437
TOTAL REVENUE	4,721,640	5,025,322	7,422,500	47.7%	2,397,178
EXPENDITURES					
CENTRAL OPERATIONS					
Capital Outlay	3,825,995	5,025,322	7,422,500	47.7%	2,397,178
	3,825,995	5,025,322	7,422,500	47.7%	2,397,178
TOTAL EXPENDITURES	3,825,995	5,025,322	7,422,500	47.7%	2,397,178
AUTHORIZED POSITION CAP					
		FY 11 Budget	FY 12 Approved	Change	

Authorized Positions
Part-Time Hours

CITY OF JACKSONVILLE, FLORIDA

FLEET MANAGEMENT - DIRECT REPLACEMENT (513)

BACKGROUND:

This internal service fund represents the spending by Fleet Management on direct vehicle replacements (pay-go), rather than through Banking Fund borrowing. In FY 12 all vehicles slated to be replaced will be funded with pay-go funding.

REVENUES:

Miscellaneous Revenue:

This amount represents the FY 12 anticipated interest earnings. Interest earnings are expected to increase due to a better cash position in the fund.

Transfers From Other Funds:

The increase is due to the removal of banking fund borrowing for vehicle replacements. In FY 12 all vehicles slated to be replaced will be purchased with pay-go funding, in accordance with Section 106 of the Municipal Code. The total includes a transfer of \$7,283,193 from the Vehicle Replacement fund (512) and \$65,000 grant funding for hybrid vehicles.

EXPENDITURES:

Capital Outlay:

This is the total capital requirement for the FY 12 vehicle replacement purchases.

EMPLOYEE CAP CHANGES:

There are no positions in this subfund.

CITY OF JACKSONVILLE, FLORIDA

COPY CENTER
SUBFUND -- 521

	FY 10 Actual	FY 11 Budget	FY 12 Approved	Change From Prior Year	
				Percent	Dollar
REVENUE					
CENTRAL OPERATIONS					
Charges for Services	2,149,044	1,941,894	2,074,557	6.8%	132,663
	2,149,044	1,941,894	2,074,557	6.8%	132,663
TOTAL REVENUE	2,149,044	1,941,894	2,074,557	6.8%	132,663
EXPENDITURES					
JACKSONVILLE CITYWIDE ACTIVITIES					
Cash Carryover	0	200	0	-100.0%	-200
	0	200	0	-100.0%	-200
CENTRAL OPERATIONS					
Salaries	295,590	256,285	260,613	1.7%	4,328
Employer Provided Benefits	89,504	81,914	90,326	10.3%	8,412
Internal Service Charges	21,259	22,693	20,504	-9.6%	-2,189
Other Operating Expenses	1,251,369	1,450,858	1,573,170	8.4%	122,312
Capital Outlay	0	1	1	0.0%	0
Supervision Allocation	0	0	0		0
Indirect Cost	118,230	129,943	129,943	0.0%	0
	1,775,952	1,941,694	2,074,557	6.8%	132,863
TOTAL EXPENDITURES	1,775,952	1,941,894	2,074,557	6.8%	132,663

AUTHORIZED POSITION CAP

	FY 11 Budget	FY 12 Approved	Change
Authorized Positions	7	7	0
Part-Time Hours			

CITY OF JACKSONVILLE, FLORIDA

COPY CENTER (521)

BACKGROUND:

This internal service fund accumulates and allocates the cost of the City's centralized mailroom and centralized copy center/print shop. This internal service fund recovers its costs via charges to its users/customers.

REVENUES:

Charges for Services:

The increase is tied to the total expenditure budget of this fund and reflects greater charges billed to user Departments and agencies.

EXPENDITURES:

Salaries:

The increase is due primarily to realizing a 2% pay reduction rather than the 3% pay reduction anticipated when the FY 11 Budget was adopted as well as an increase in leave sellback.

Employer Provided Benefits:

The increase is due to increased pension costs (\$10,564) and is offset slightly by reductions in health insurance and life insurance costs.

Internal Service Charges:

The decrease is due to a reduction in ITD internal service charges.

Other Operating Expenses:

The increase is due to the movement of all funding within the Executive Department budgets for outside printing and binding into this fund (\$274,070). The intent is that the Copy Center will be the central point for all duplication services and will determine the most cost effective way to provide that service. This increase is offset by reductions in various operating expense lines, the largest of which is a \$107,073 decrease in postage supplies and a \$19,852 reduction in installment purchases.

Indirect Cost:

The amount is provided as part of an annual indirect cost study performed by an outside entity.

EMPLOYEE CAP CHANGES:

There are no changes to the employee cap.

CITY OF JACKSONVILLE, FLORIDA

ITD OPERATIONS

SUBFUND -- 531

	FY 10 Actual	FY 11 Budget	FY 12 Approved	Change From Prior Year	
				Percent	Dollar
REVENUE					
INFORMATION TECHNOLOGY					
Charges for Services	26,359,055	22,935,437	21,716,220	-5.3%	-1,219,217
Miscellaneous Revenue	1,008	200	2,000	900.0%	1,800
Other Sources	13,638	0	0		0
	26,373,702	22,935,637	21,718,220	-5.3%	-1,217,417
TRANSFERS-NON DEPARTMENTAL					
Transfers From Other Funds	500,000	1,076,830	0	-100.0%	-1,076,830
	500,000	1,076,830	0	-100.0%	-1,076,830
TOTAL REVENUE	26,873,702	24,012,467	21,718,220	-9.6%	-2,294,247
EXPENDITURES					
INFORMATION TECHNOLOGY					
Salaries	11,092,058	9,757,752	8,197,374	-16.0%	-1,560,378
Employer Provided Benefits	2,976,294	2,573,155	2,623,810	2.0%	50,655
Internal Service Charges	2,203,475	911,147	1,058,332	16.2%	147,185
Other Operating Expenses	8,708,890	9,085,231	8,557,039	-5.8%	-528,192
Capital Outlay	28,767	106,211	1	-100.0%	-106,210
Supervision Allocation	0	-443,275	-458,669	3.5%	-15,394
Indirect Cost	1,200,844	1,200,844	1,293,375	7.7%	92,531
Banking Fund Debt Repayment	510,286	173,055	114,028	-34.1%	-59,027
	26,720,615	23,364,120	21,385,290	-8.5%	-1,978,830
JACKSONVILLE CITYWIDE ACTIVITIES					
Lapse	0	-169,857	0	-100.0%	169,857
Cash Carryover	0	818,204	332,930	-59.3%	-485,274
	0	648,347	332,930	-48.6%	-315,417
TOTAL EXPENDITURES	26,720,615	24,012,467	21,718,220	-9.6%	-2,294,247
AUTHORIZED POSITION CAP					
		FY 11 Budget	FY 12 Approved	Change	
Authorized Positions		143	125	-18	
Part-Time Hours		9,240	9,240		

CITY OF JACKSONVILLE, FLORIDA

ITD OPERATIONS (531)

BACKGROUND:

This internal service fund accumulates and allocates current application maintenance costs of computer software and/or equipment owned, leased or operated by the City and selected independent agencies and records management (archive) functions.

REVENUES:

Charges for Services:

The reduction in charges billed to other entities is directly related to the reduced expenditures in this subfund.

Miscellaneous Revenue:

The increased projection is based on current year actuals.

Transfers From Other Funds:

There are no transfers from other operating funds in FY 12.

EXPENDITURES:

Salaries:

The decrease is mainly due to the elimination of 18 positions and un-funding four additional positions. These reductions are offset slightly by increases in leave sellback of \$30,688 and pensionable special pay of \$15,979.

Employer Provided Benefits:

The net increase is due to rising pension costs totaling \$183,840. These increases are offset by the financial impact of the elimination of 18 positions.

Internal Service Charges:

The increase is mainly due to higher allocations for wireless/network communications of \$89,815 and system development of \$30,635.

Other Operating Expenses:

The net decrease is due to across the board operating cost reductions totaling over \$1.7 million, substantially offset by the movement of networking costs into this fund from the Telecommunication fund (533) totaling \$1,176,901.

Capital Outlay:

The decrease is due to the end user equipment refresh costs no longer meeting the capital threshold and are now budgeted in other operating expenses.

Indirect Cost:

The change is due to revisions in the indirect cost study performed by MAXIMUS Consulting Services, Inc.

Banking Fund Debt Repayment:

The reduction is due to a reduction in the interest and principal payback for Banking Fund borrowing.

Lapse:

The salary and benefit lapse has been removed due to the un-funding of four positions and the elimination of 18 positions.

CITY OF JACKSONVILLE, FLORIDA

Cash Carryover:

The FY 11 budget included a transfer in from the IT System Development fund (536) which will not be repeated in FY 12.

EMPLOYEE CAP CHANGES:

The net reduction of 18 positions is made up of 18 eliminated positions, the movement of two positions to other IT funds (533 and 534) offset by the addition of two positions during the fiscal year.

CITY OF JACKSONVILLE, FLORIDA



2011-2012 ANNUAL BUDGET

CITY OF JACKSONVILLE, FLORIDA

COMMUNICATIONS

SUBFUND -- 533

	FY 10 Actual	FY 11 Budget	FY 12 Approved	Change From Prior Year	
				Percent	Dollar
REVENUE					
INFORMATION TECHNOLOGY					
Charges for Services	7,183,925	7,367,315	4,645,916	-36.9%	-2,721,399
Miscellaneous Revenue	1,217	0	0		0
	7,185,141	7,367,315	4,645,916	-36.9%	-2,721,399
JACKSONVILLE CITYWIDE ACTIVITIES					
Miscellaneous Revenue	29,661	33,998	21,851	-35.7%	-12,147
	29,661	33,998	21,851	-35.7%	-12,147
TOTAL REVENUE	7,214,802	7,401,313	4,667,767	-36.9%	-2,733,546
EXPENDITURES					
INFORMATION TECHNOLOGY					
Salaries	421,667	409,161	437,727	7.0%	28,566
Employer Provided Benefits	116,226	118,808	136,941	15.3%	18,133
Internal Service Charges	280,647	237,381	220,721	-7.0%	-16,660
Other Operating Expenses	6,267,724	6,315,783	3,588,289	-43.2%	-2,727,494
Capital Outlay	0	1	1	0.0%	0
Supervision Allocation	0	221,626	174,762	-21.1%	-46,864
Indirect Cost	90,401	98,553	109,326	10.9%	10,773
	7,176,664	7,401,313	4,667,767	-36.9%	-2,733,546
TOTAL EXPENDITURES	7,176,664	7,401,313	4,667,767	-36.9%	-2,733,546

AUTHORIZED POSITION CAP

	FY 11 Budget	FY 12 Approved	Change
Authorized Positions	8	8	0
Part-Time Hours	2,060	2,060	

CITY OF JACKSONVILLE, FLORIDA

COMMUNICATIONS (533)

BACKGROUND:

This internal service fund accumulates and allocates the costs for the City's telephone communications including installs, upgrades and repairs. This fund also accounts for cellular phone and wireless data access for the general government and some other agencies.

REVENUES:

Charges for Services:

This revenue consists of internal service revenues for charges billed to other departments and agencies and is tied directly to the net fund budget.

Miscellaneous Revenue:

This revenue consists of FY 12 estimated interest earnings. Anticipated interest earnings are expected to decrease due to lower investment returns.

EXPENDITURES:

Salaries:

The increase is due to a position moving into this fund from the IT operations fund (531) as well as realizing a 2% pay reduction rather than the 3% pay reduction anticipated when the FY 11 budget was adopted. These increases are offset slightly by the elimination of one position.

Employer Provided Benefits:

The net increase is due to increased pension costs of \$20,102 offset slightly by a \$1,566 reduction in workers' compensation costs.

Internal Service Charges:

The decrease is due to a reduction in the ITD internal service charges.

Other Operating Expenses:

The decrease is mainly due to the movement of \$1,176,901 in network costs to the IT operations fund (531) and a reduction in telephone and data lines costs of \$1,465,567.

Supervision Allocation:

This amount represents the administrative costs of the Department which are allocated to each activity within Information Technology but crosses funds.

Indirect Cost:

The change is due to revisions in the indirect cost study which is performed by an outside agency.

EMPLOYEE CAP CHANGES:

One position was moved into this fund from the IT operating fund (531) and one position was eliminated as part of the budget process, resulting in a net change of zero.

CITY OF JACKSONVILLE, FLORIDA

RADIO COMMUNICATIONS

SUBFUND -- 534

	FY 10 Actual	FY 11 Budget	FY 12 Approved	Change From Prior Year	
				Percent	Dollar
REVENUE					
INFORMATION TECHNOLOGY					
Charges for Services	6,727,050	5,945,454	6,238,012	4.9%	292,558
Other Sources	158,558	0	0		0
	6,885,609	5,945,454	6,238,012	4.9%	292,558
JACKSONVILLE CITYWIDE ACTIVITIES					
Miscellaneous Revenue	133,459	52,812	93,286	76.6%	40,474
Transfers from Fund Balance	0	0	536,331		536,331
	133,459	52,812	629,617	1092.2%	576,805
TOTAL REVENUE	7,019,068	5,998,266	6,867,629	14.5%	869,363
EXPENDITURES					
INFORMATION TECHNOLOGY					
Salaries	708,498	708,031	683,445	-3.5%	-24,586
Employer Provided Benefits	200,571	212,564	230,740	8.6%	18,176
Internal Service Charges	178,555	167,236	103,747	-38.0%	-63,489
Other Operating Expenses	2,039,684	1,822,569	737,817	-59.5%	-1,084,752
Capital Outlay	160,778	1	279,403	'940200.0%	279,402
Grants, Aids & Contributions	0	0	1,333,144		1,333,144
Supervision Allocation	0	221,649	283,907	28.1%	62,258
Indirect Cost	83,333	86,366	81,335	-5.8%	-5,031
Banking Fund Debt Repayment	224,599	2,779,850	3,162,050	13.7%	382,200
	3,596,019	5,998,266	6,895,588	15.0%	897,322
JACKSONVILLE CITYWIDE ACTIVITIES					
Lapse	0	0	-27,959		-27,959
	0	0	-27,959		-27,959
TOTAL EXPENDITURES	3,596,019	5,998,266	6,867,629	14.5%	869,363

AUTHORIZED POSITION CAP

	FY 11 Budget	FY 12 Approved	Change
Authorized Positions	14	13	-1
Part-Time Hours			

CITY OF JACKSONVILLE, FLORIDA

RADIO COMMUNICATION (534)

BACKGROUND:

This internal service fund accumulates and allocates the cost for radio communications including infrastructure, equipment, installations, upgrades and repairs for the general government, independent agencies and other state / local entities such as the University of North Florida, Atlantic Beach and Baldwin.

REVENUES:

Charges for Services:

This revenue consists of internal service revenues for charges billed to other departments and agencies and is tied directly to the net fund budget.

Miscellaneous Revenue:

This revenue consists of anticipated interest earnings for FY 12.

Transfers from Fund Balance:

This represents an accumulation of excess revenue over expenditures from prior years and will be used to fund one time capital and operating costs.

EXPENDITURES:

Salaries:

The decrease is due to the elimination of one position.

Employee Provided Benefits:

The net increase is due to an \$18,468 increase in pension costs offset slightly by the impact of eliminating a position.

Internal Service Charges:

The decrease is due to a net reduction in the ITD internal service charges.

Other Operating Expenses:

The decrease is due mainly to the movement of the JEA infrastructure repayment to the Grants, Aids & Contributions category (\$1,333,144). This reduction is partially offset by the funding of one time operating supplies required for the new Courthouse (\$232,045).

Capital Outlay:

Funding has been provided to purchase additional radios needed for the new Courthouse as well as to replace 20 remote controlled radio stations used by JSO and JFRD.

Grants, Aids & Contributions:

This represents the JEA infrastructure repayment noted above.

Supervision Allocation:

This amount represents the administrative costs of the Department which are allocated to each activity within Information Technology but crosses funds.

Indirect Cost:

The change is due to revisions in the annual indirect cost study performed by an outside agency.

Banking Fund Debt Repayment:

The increase is due to the amortization of the CIP Radio System project.

CITY OF JACKSONVILLE, FLORIDA

Lapse:

This reflects an estimated salary and benefit lapse based on the average turnover ratio and estimated number of vacancies in FY 12.

EMPLOYEE CAP CHANGES:

One position was eliminated as part of the budget process.

CITY OF JACKSONVILLE, FLORIDA



2011-2012 ANNUAL BUDGET

CITY OF JACKSONVILLE, FLORIDA

TECHNOLOGY SYSTEM DEVELOPMENT

SUBFUND -- 536

	FY 10 Actual	FY 11 Budget	FY 12 Approved	Change From Prior Year	
				Percent	Dollar
REVENUE					
INFORMATION TECHNOLOGY					
Charges for Services	4,169,237	3,017,066	1,664,912	-44.8%	-1,352,154
Miscellaneous Revenue	41,395	0	0		0
Other Sources	1,502,071	3,969,195	0	-100.0%	-3,969,195
	5,712,704	6,986,261	1,664,912	-76.2%	-5,321,349
JACKSONVILLE CITYWIDE ACTIVITIES					
Miscellaneous Revenue	0	0	91,052		91,052
Transfers from Fund Balance	0	0	1,355,175		1,355,175
	0	0	1,446,227		1,446,227
TOTAL REVENUE	5,712,704	6,986,261	3,111,139	-55.5%	-3,875,122
EXPENDITURES					
INFORMATION TECHNOLOGY					
Salaries	12,049	0	0		0
Employer Provided Benefits	14,520	0	0		0
Other Operating Expenses	835,217	823,178	0	-100.0%	-823,178
Capital Outlay	1,236,340	3,317,980	0	-100.0%	-3,317,980
Banking Fund Debt Repayment	1,780,112	2,250,273	3,111,139	38.3%	860,866
	3,878,240	6,391,431	3,111,139	-51.3%	-3,280,292
TRANSFERS-NON DEPARTMENTAL					
Transfers to Other Funds	0	594,830	0	-100.0%	-594,830
	0	594,830	0	-100.0%	-594,830
TOTAL EXPENDITURES	3,878,240	6,986,261	3,111,139	-55.5%	-3,875,122
AUTHORIZED POSITION CAP					
		FY 11 Budget	FY 12 Approved	Change	

Authorized Positions
Part-Time Hours

CITY OF JACKSONVILLE, FLORIDA

TECHNOLOGY SYSTEM DEVELOPMENT (536)

BACKGROUND:

This internal service fund houses IT system development projects. This fund is project driven and will allow transparency and accountability related to IT projects outside the day to day IT operations. This internal service fund accumulates and allocates the cost of IT system development for the City of Jacksonville and various independent agencies.

REVENUES:

Charges for Services:

This revenue consists of internal service revenues for charges billed to other departments and agencies and is tied directly to the net fund budget.

Other Sources:

This category houses the revenue funding for any Banking Fund borrowing related to the ITP. There are no new projects slated to use borrowed funds for FY 12.

Miscellaneous Revenue:

This reflects anticipated interest earnings for FY 12.

Transfers from Fund Balance:

This amount represents the accumulation of excess revenue over expenditures from prior years will be used as a funding source in FY 12.

EXPENDITURES:

Other Operating Expenses:

This category houses the funding for any operating costs related to ITP projects. There are no new projects slated for FY 12.

Capital Outlay:

This category houses the funding for any capital costs related to ITP projects. There are no new projects slated for FY 12.

Banking Fund Debt Repayment:

This amount represents the FY 12 interest and principal payback for banking fund borrowing. This amount includes payback for prior year approved projects as well as any new projects, if applicable.

Transfers to Other Funds:

There are no transfers budgeted in FY 12.

EMPLOYEE CAP CHANGES:

There are no positions in this fund.

CITY OF JACKSONVILLE, FLORIDA

OFFICE OF GENERAL COUNSEL

SUBFUND -- 551

	FY 10 Actual	FY 11 Budget	FY 12 Approved	Change From Prior Year	
				Percent	Dollar
REVENUE					
GENERAL COUNSEL					
Charges for Services	9,885,436	8,866,513	8,660,059	-2.3%	-206,454
Miscellaneous Revenue	9,100	6,500	6,500	0.0%	0
Transfers from Fund Balance	375,000	0	0		0
	<u>10,269,536</u>	<u>8,873,013</u>	<u>8,666,559</u>	-2.3%	-206,454
JACKSONVILLE CITYWIDE ACTIVITIES					
Miscellaneous Revenue	157,801	82,500	77,121	-6.5%	-5,379
Transfers from Fund Balance	313,802	0	101,896		101,896
	<u>471,603</u>	<u>82,500</u>	<u>179,017</u>	117.0%	96,517
TRANSFERS-NON DEPARTMENTAL					
Transfers From Other Funds	750,000	0	0		0
	<u>750,000</u>	<u>0</u>	<u>0</u>		<u>0</u>
TOTAL REVENUE	11,491,139	8,955,513	8,845,576	-1.2%	-109,937
EXPENDITURES					
GENERAL COUNSEL					
Salaries	5,792,416	5,652,316	5,497,407	-2.7%	-154,909
Employer Provided Benefits	1,450,180	1,335,541	1,537,693	15.1%	202,152
Internal Service Charges	538,581	404,091	355,147	-12.1%	-48,944
Other Operating Expenses	1,506,355	1,339,719	1,278,449	-4.6%	-61,270
Capital Outlay	0	1	1	0.0%	0
Indirect Cost	420,824	466,835	369,726	-20.8%	-97,109
	<u>9,708,357</u>	<u>9,198,503</u>	<u>9,038,423</u>	-1.7%	-160,080
JACKSONVILLE CITYWIDE ACTIVITIES					
Lapse	0	-242,990	-192,847	-20.6%	50,143
	<u>0</u>	<u>-242,990</u>	<u>-192,847</u>	-20.6%	<u>50,143</u>
TRANSFERS-NON DEPARTMENTAL					
Transfers to Other Funds	921,790	0	0		0
	<u>921,790</u>	<u>0</u>	<u>0</u>		<u>0</u>
TOTAL EXPENDITURES	10,630,147	8,955,513	8,845,576	-1.2%	-109,937
AUTHORIZED POSITION CAP					
		FY 11 Budget	FY 12 Approved	Change	
Authorized Positions		70	69	-1	
Part-Time Hours		2,600	2,600		

CITY OF JACKSONVILLE, FLORIDA

OFFICE OF GENERAL COUNSEL (551)

BACKGROUND:

This internal service fund accumulates and allocates the cost of the General Counsel's Office and recovers its costs via charges to its users/customers which include the City, independent authorities and boards/commissions of the government.

REVENUES:

Charges for Services:

This revenue consists of internal service revenue funds from charges billed to other departments and agencies. The decrease of \$206,454 is primarily a result of lower billings.

Miscellaneous Revenue:

The decrease of \$5,379 is due to lower investment pool earnings.

Transfers from Fund Balance:

The increase of \$101,896 is due an increase in the transfer from fund balance.

EXPENDITURES:

Salaries:

The decrease of \$154,909 is mainly due to a reduction of \$137,760 in salaries and \$16,628 in leave rollback/sellback.

Employer Provided Benefits:

The net increase of \$202,152 is mainly due to an increase of \$176,827 in pension contributions and an increase of \$33,877 in group hospitalization insurance. These increases were slightly offset by a decrease of \$8,272 in group life insurance.

Internal Service Charges:

The net decrease of \$48,944 is primarily due to a drop in ITD Data charges of \$28,390 and of \$33,062 in copier consolidation charges. These were partially offset by increases of \$11,607 in telecommunication charges and \$4,851 in copy center charges.

Other Operating Expenses:

The decrease of \$61,270 is mainly due to reductions of \$34,500 in miscellaneous services and charges, \$15,270 in dues, subscriptions and memberships, \$5,000 in office supplies, \$3,261 in other operating supplies and \$3,000 in travel expense.

Indirect Costs:

The decrease of \$97,109 is due to the indirect cost study done by MAXIMUS Consulting Services, Inc.

Lapse:

The increase of \$50,143 is due a reduction in the budgeted lapse amount for this subfund.

EMPLOYEE CAP CHANGES:

There was one position eliminated from the employee cap.

CITY OF JACKSONVILLE, FLORIDA

SELF INSURANCE

SUBFUND -- 561

	FY 10 Actual	FY 11 Budget	FY 12 Approved	Change From Prior Year	
				Percent	Dollar
REVENUE					
FINANCE					
Charges for Services	26,152,778	25,546,251	24,173,975	-5.4%	-1,372,276
Miscellaneous Revenue	769	0	0		0
	<u>26,153,547</u>	<u>25,546,251</u>	<u>24,173,975</u>	<u>-5.4%</u>	<u>-1,372,276</u>
JACKSONVILLE CITYWIDE ACTIVITIES					
Miscellaneous Revenue	4,973,454	5,076,014	4,019,304	-20.8%	-1,056,710
Transfers from Fund Balance	10,686,739	0	387,431		387,431
	<u>15,660,193</u>	<u>5,076,014</u>	<u>4,406,735</u>	<u>-13.2%</u>	<u>-669,279</u>
TRANSFERS-NON DEPARTMENTAL					
Transfer In to Pay Debt Service	1,071,608	1,058,748	1,071,608	1.2%	12,860
	<u>1,071,608</u>	<u>1,058,748</u>	<u>1,071,608</u>	<u>1.2%</u>	<u>12,860</u>
TOTAL REVENUE	42,885,348	31,681,013	29,652,318	-6.4%	-2,028,695
EXPENDITURES					
FINANCE					
Salaries	945,553	955,875	959,957	0.4%	4,082
Employer Provided Benefits	266,946	254,574	299,792	17.8%	45,218
Internal Service Charges	1,130,387	1,179,012	1,166,083	-1.1%	-12,929
Other Operating Expenses	22,319,881	27,026,766	25,072,496	-7.2%	-1,954,270
Capital Outlay	0	2	2	0.0%	0
Supervision Allocation	574,130	689,239	611,322	-11.3%	-77,917
Indirect Cost	556,210	436,277	471,058	8.0%	34,781
	<u>25,793,108</u>	<u>30,541,745</u>	<u>28,580,710</u>	<u>-6.4%</u>	<u>-1,961,035</u>
JACKSONVILLE CITYWIDE ACTIVITIES					
Cash Carryover	0	1,139,268	1,071,608	-5.9%	-67,660
	<u>0</u>	<u>1,139,268</u>	<u>1,071,608</u>	<u>-5.9%</u>	<u>-67,660</u>
TRANSFERS-NON DEPARTMENTAL					
Transfers to Other Funds	7,032,064	0	0		0
	<u>7,032,064</u>	<u>0</u>	<u>0</u>		<u>0</u>
TOTAL EXPENDITURES	32,825,172	31,681,013	29,652,318	-6.4%	-2,028,695

AUTHORIZED POSITION CAP

	FY 11 Budget	FY 12 Approved	Change
Authorized Positions	18	18	
Part-Time Hours	2,800	2,800	

CITY OF JACKSONVILLE, FLORIDA

SELF INSURANCE (561)

BACKGROUND:

This fund administers a self-insured Worker's Compensation and Auto/Liability program for the City and independent agencies such as the Jacksonville Electric Authority, Jacksonville Port Authority, Jacksonville Housing Authority and the Jacksonville Aviation Authority. As an internal service fund, revenues are generally billings to other City funds and independent agencies. Exceptions to this rule include interest earnings and monies from the State of Florida for 2nd injury worker's compensation claims.

REVENUES:

Charges for Services:

The decrease of \$1,372,276 is due to reductions of \$1,547,276 in gross premium written and of \$250,000 in workers' compensation 2nd injury. These decreases were partially offset by increases of \$350,000 in workers' compensation overpayments and \$75,000 in workers compensation subrogation.

Miscellaneous Revenue:

The decrease of \$1,056,710 is due to lower investment pool earnings.

Transfers from Fund Balance:

The increase of \$387,431 in the fund balance transfer is to cover expenses.

EXPENDITURES:

Employer Provided Benefits:

The net increase of \$45,218 is mainly due to an increase in pension contributions of \$40,476 and an increase of \$7,416 in group hospitalization costs. These were slightly offset by decreases of \$1,571 in group life insurance and a decrease of \$1,023 in workers compensation costs.

Internal Service Charges:

The net decrease of \$12,929 is primarily due to a decrease in ITD charges of \$22,911. This decrease was partially offset by increases of \$3,992 in fleet parts oil and gas, \$3,729 in wireless communication and \$2,705 telecommunication charges.

Other Operating Expenses:

The decrease of \$1,954,270 is mainly due to a reduction of \$1,156,577 in change in liability, \$513,732 in paid loss and \$188,847 in change in liability incurred but not reported.

Supervision Allocation:

The decrease of \$77,917 is due to reduced administrative costs.

Indirect Cost:

Indirect costs have increased by \$34,781 due to the study done by MAXIMUS Consulting Services, Inc.

Cash Carryover:

This amount matches the repayment of debt service back into this subfund.

EMPLOYEE CAP CHANGES:

There are no changes.

CITY OF JACKSONVILLE, FLORIDA

GROUP HEALTH

SUBFUND -- 571

	FY 10 Actual	FY 11 Budget	FY 12 Approved	Change From Prior Year	
				Percent	Dollar
REVENUE					
JACKSONVILLE CITYWIDE ACTIVITIES					
Miscellaneous Revenue	588,416	227,548	317,866	39.7%	90,318
Transfers from Fund Balance	0	0	2,427,627		2,427,627
	<u>588,416</u>	<u>227,548</u>	<u>2,745,493</u>	<u>1106.6%</u>	<u>2,517,945</u>
CENTRAL OPERATIONS					
Charges for Services	87,043,866	94,222,811	96,994,167	2.9%	2,771,356
Miscellaneous Revenue	187,812	0	0		0
	<u>87,231,679</u>	<u>94,222,811</u>	<u>96,994,167</u>	<u>2.9%</u>	<u>2,771,356</u>
TOTAL REVENUE	87,820,095	94,450,359	99,739,660	5.6%	5,289,301
EXPENDITURES					
JACKSONVILLE CITYWIDE ACTIVITIES					
Lapse	0	-37,783	-31,874	-15.6%	5,909
Cash Carryover	0	14,000	0	-100.0%	-14,000
	<u>0</u>	<u>-23,783</u>	<u>-31,874</u>	<u>34.0%</u>	<u>-8,091</u>
CENTRAL OPERATIONS					
Salaries	633,958	601,459	573,904	-4.6%	-27,555
Employer Provided Benefits	173,447	160,019	176,641	10.4%	16,622
Internal Service Charges	230,620	136,032	276,343	103.1%	140,311
Other Operating Expenses	85,298,516	93,471,954	98,609,611	5.5%	5,137,657
Capital Outlay	51,415	1	1	0.0%	0
Indirect Cost	144,705	104,677	135,034	29.0%	30,357
	<u>86,532,661</u>	<u>94,474,142</u>	<u>99,771,534</u>	<u>5.6%</u>	<u>5,297,392</u>
TOTAL EXPENDITURES	86,532,661	94,450,359	99,739,660	5.6%	5,289,301

AUTHORIZED POSITION CAP

	FY 11 Budget	FY 12 Approved	Change
Authorized Positions	12	11	-1
Part-Time Hours			

CITY OF JACKSONVILLE, FLORIDA

GROUP HEALTH (571)

BACKGROUND:

This Internal Service Fund provides for the costs of group hospitalization, life insurance and other types of employee insurances.

REVENUES:

Charges for Services:

The net increase of \$2,771,356 is mainly attributable to a 9.14% rate increase for nine (9) months in group health insurance. This is offset somewhat with decreases in group health employer for ERRP reimbursement and reductions in life insurance premiums for employer and employee. This revenue is based on expenses in this sub-fund less non-billing revenue (including interest earnings). In the case of employee-paid health insurance costs, these are withheld from the employee's pay. The remaining amount (employer paid costs and administrative costs) is then billed to departments via bi-weekly payroll interfaces. Consequently, since overall expenses are higher, so are charges for services.

Miscellaneous Revenue:

The increase of \$90,318 is attributable to investment earnings.

Transfer from Fund Balance:

The increase of \$2,427,627 is to appropriate excess funds not needed in the subfund.

EXPENDITURES:

Lapse:

The increase of \$5,909 is the result of the partial removal of a lapse imposed in FY 11.

Cash Carryover:

The decrease of \$14,000 is the result of the removal of a reserve imposed in FY 11.

Salaries:

The decrease of \$27,555 is attributable to decreases of \$22,059 for one (1) position and \$5,496 in special pay.

Employer Benefits:

The net increase of \$16,622 is mainly attributed to higher pension contribution costs of \$19,418. This is offset somewhat with a decrease of one (1) position.

Internal Service Charges:

The net increase of \$140,311 is mainly attributable to an increase in ITD charges of \$159,892. This is offset somewhat with decreases in mailroom charges of \$10,477, copy center of \$7,121 and legal of \$1,694.

Other Operating Expense:

The net increase of \$5,137,657 is primarily attributed to an increase of \$5,229,009 for insurance costs (9.14% rate increase).

Indirect Cost:

The allocation of Indirect Costs is supported by a Full Cost Allocation Plan prepared annually by an outside consultant.

EMPLOYEE CAP CHANGES:

The cap decreased by one (1) position.

CITY OF JACKSONVILLE, FLORIDA

INSURED PROGRAMS

SUBFUND -- 581

	FY 10 Actual	FY 11 Budget	FY 12 Approved	Change From Prior Year	
				Percent	Dollar
REVENUE					
FINANCE					
Charges for Services	8,293,360	7,618,490	8,337,220	9.4%	718,730
	8,293,360	7,618,490	8,337,220	9.4%	718,730
JACKSONVILLE CITYWIDE ACTIVITIES					
Miscellaneous Revenue	590,828	290,307	312,499	7.6%	22,192
Transfers from Fund Balance	1,969,164	947,364	12,815	-98.6%	-934,549
	2,559,992	1,237,671	325,314	-73.7%	-912,357
TOTAL REVENUE	10,853,352	8,856,161	8,662,534	-2.2%	-193,627
EXPENDITURES					
FINANCE					
Salaries	327,047	321,693	322,303	0.2%	610
Employer Provided Benefits	83,133	79,979	93,797	17.3%	13,818
Internal Service Charges	199,660	66,346	70,666	6.5%	4,320
Other Operating Expenses	7,886,729	9,017,757	8,717,505	-3.3%	-300,252
Capital Outlay	0	1	1	0.0%	0
Supervision Allocation	-574,130	-689,239	-611,323	-11.3%	77,916
Indirect Cost	83,627	71,383	74,162	3.9%	2,779
	8,006,066	8,867,920	8,667,111	-2.3%	-200,809
JACKSONVILLE CITYWIDE ACTIVITIES					
Lapse	0	-11,759	-11,463	-2.5%	296
Cash Carryover	0	0	6,886		6,886
	0	-11,759	-4,577	-61.1%	7,182
TRANSFERS-NON DEPARTMENTAL					
Transfers to Other Funds	400,000	0	0		0
	400,000	0	0		0
TOTAL EXPENDITURES	8,406,066	8,856,161	8,662,534	-2.2%	-193,627
AUTHORIZED POSITION CAP					
		FY 11 Budget	FY 12 Approved	Change	
Authorized Positions		4	4		
Part-Time Hours					

CITY OF JACKSONVILLE, FLORIDA

INSURED PROGRAMS (581)

BACKGROUND:

This internal service fund administers a Miscellaneous Insurance Program for the City and Jacksonville Port Authority. Along with other policies, the City maintains property coverage, aviation insurance, a blanket crime policy and a policy covering the River Walk.

REVENUES:

Charges for Services:

The increase of \$718,730 is mainly due to a \$618,730 increase in insurance premiums and a \$100,000 increase in recoveries of damages.

Miscellaneous Revenue:

The increase of \$22,192 is due to higher investment pool earnings.

Transfers from Fund Balance:

The decrease of \$934,549 is due to a reduced contribution from the fund balance.

EXPENDITURES:

Employer Provided Benefits:

The increase of \$13,818 is mainly due to an increase of \$13,441 in pension costs.

Internal Service Charges:

The increase of \$4,320 is primarily due to an increase of \$3,098 in ITD charges and an increase of \$894 in wireless communication charges.

Other Operating Expenses:

The decrease of \$300,252 is primarily due to decreases in overall premium expense.

Supervision Allocation:

The increase of \$77,916 is primarily due to increases in administrative costs.

Indirect Cost:

Indirect costs increased by \$2,779 due to the study done by MAXIMUS Consulting Services Inc.

EMPLOYEE CAP CHANGES:

There are no changes.

CITY OF JACKSONVILLE, FLORIDA

BANKING FUND

SUBFUND -- 592

	FY 10 Actual	FY 11 Budget	FY 12 Approved	Change From Prior Year	
				Percent	Dollar
REVENUE					
FINANCE					
Charges for Services	34,731,392	40,772,305	44,768,214	9.8%	3,995,909
Other Sources	147,714,997	64,761,909	58,525,982	-9.6%	-6,235,927
	<u>182,446,389</u>	<u>105,534,214</u>	<u>103,294,196</u>	<u>-2.1%</u>	<u>-2,240,018</u>
JACKSONVILLE CITYWIDE ACTIVITIES					
Miscellaneous Revenue	1,320,906	0	0		0
	<u>1,320,906</u>	<u>0</u>	<u>0</u>		<u>0</u>
TOTAL REVENUE	183,767,295	105,534,214	103,294,196	-2.1%	-2,240,018
EXPENDITURES					
FINANCE					
Other Operating Expenses	318,308	410,050	644,419	57.2%	234,369
Debt Service	34,943,745	21,140,553	19,713,559	-6.8%	-1,426,994
Other	0	64,761,909	58,525,982	-9.6%	-6,235,927
	<u>35,262,053</u>	<u>86,312,512</u>	<u>78,883,960</u>	<u>-8.6%</u>	<u>-7,428,552</u>
TRANSFERS-NON DEPARTMENTAL					
Debt Service	10,611,783	19,221,702	24,410,236	27.0%	5,188,534
Transfers to Other Funds	14,439,997	0	0		0
	<u>25,051,780</u>	<u>19,221,702</u>	<u>24,410,236</u>	<u>27.0%</u>	<u>5,188,534</u>
TOTAL EXPENDITURES	60,313,833	105,534,214	103,294,196	-2.1%	-2,240,018

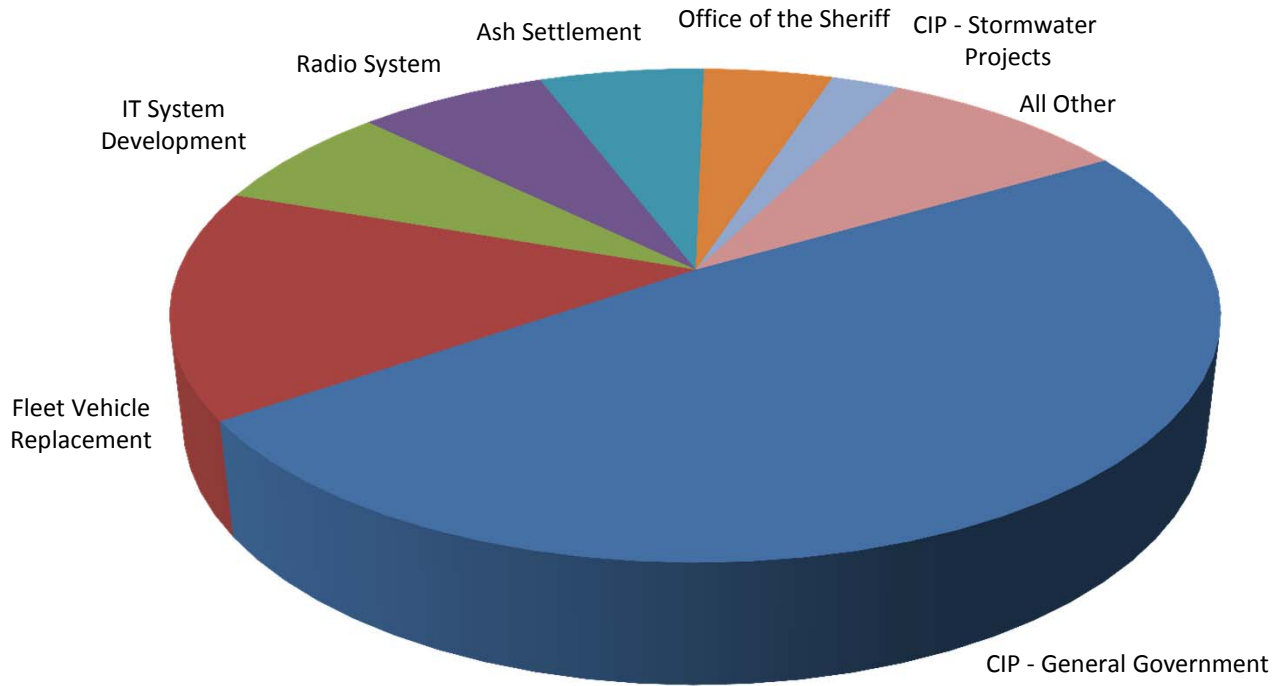
AUTHORIZED POSITION CAP

FY 11 Budget	FY 12 Approved	Change
-----------------	-------------------	--------

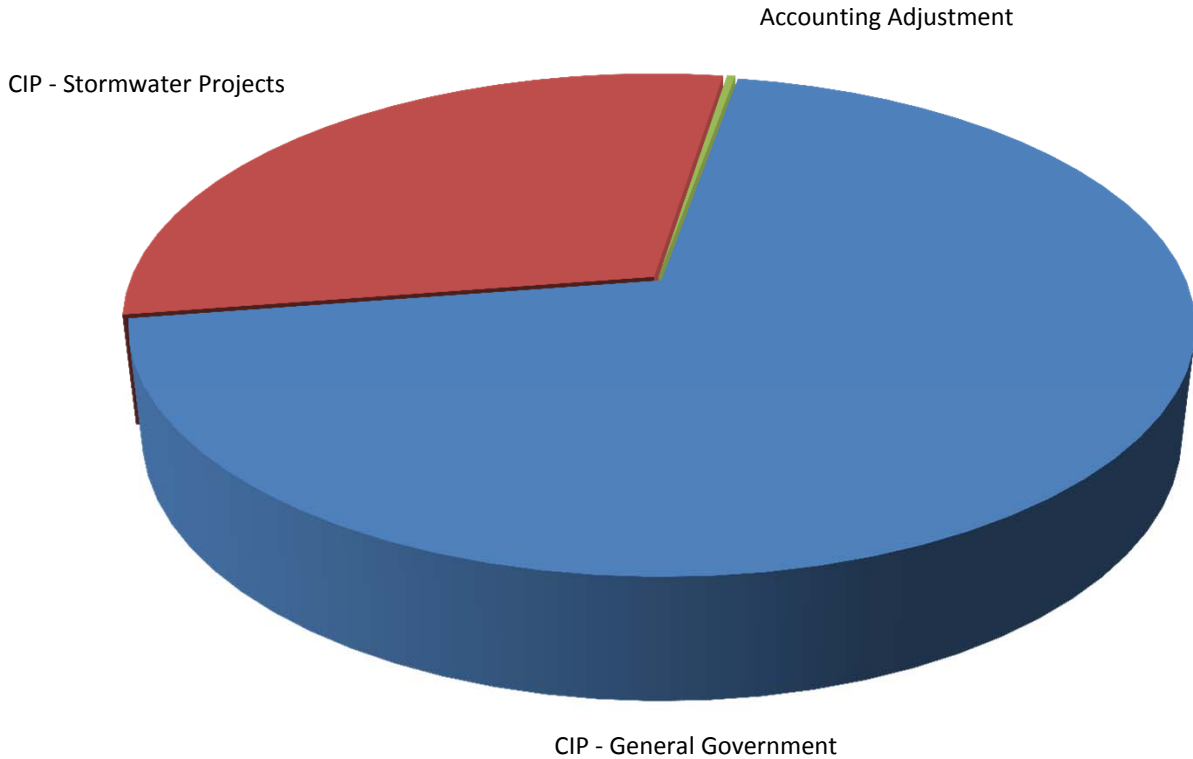
Authorized Positions
Part-Time Hours

CITY OF JACKSONVILLE, FLORIDA

BANKING FUND REPAYMENT BY FUNCTION / DEPARTMENT



BANKING FUND BORROWING BY TYPE / FUNCTION



CITY OF JACKSONVILLE, FLORIDA

BANKING FUND (592)

BACKGROUND:

Ordinance 2005-1373-E approved the creation of the Banking Fund as a replacement for the City Loan Pool. The Banking Fund may be used by City departments to finance purchases for which there are insufficient funds to purchase outright. The interest rate charged on loans from the Banking Fund shall be the fund's cost of money.

REVENUES:

Charges for Services:

This revenue item represents the repayment of debt from user departments into the Banking Fund.

Other Sources:

This amount represents the FY 12 proposed new Banking Fund borrowing.

EXPENDITURES:

Other Operating Expenses:

This amount represents the cost of administering the Banking Fund for FY 12.

Debt Service:

This amount represents the payment to various financial institutions and debt service funds for the cost of borrowed funds.

Other:

This amount is the FY 12 proposed new loan amounts to be borrowed.

EMPLOYEE CAP CHANGES:

There are no positions in this subfund.

CITY OF JACKSONVILLE, FLORIDA



2011-2012 ANNUAL BUDGET

CITY OF JACKSONVILLE, FLORIDA

2008 SPECIAL REV BOND FUND (CIP)

SUBFUND -- 59B

	FY 10 Actual	FY 11 Budget	FY 12 Approved	Change From Prior Year	
				Percent	Dollar
REVENUE					
JACKSONVILLE CITYWIDE ACTIVITIES					
Miscellaneous Revenue	167,019	0	63,368		63,368
	<u>167,019</u>	<u>0</u>	<u>63,368</u>		<u>63,368</u>
TRANSFERS-NON DEPARTMENTAL					
Transfers From Other Funds	183,785	0	0		0
Transfer In to Pay Debt Service	4,667,643	4,938,031	4,930,658	-0.1%	-7,373
	<u>4,851,428</u>	<u>4,938,031</u>	<u>4,930,658</u>	<u>-0.1%</u>	<u>-7,373</u>
TOTAL REVENUE	5,018,447	4,938,031	4,994,026	1.1%	55,995
EXPENDITURES					
JACKSONVILLE CITYWIDE ACTIVITIES					
Debt Service	1,201,688	0	0		0
Fiscal and Other Debt Fees	535,000	4,938,031	4,994,026	1.1%	55,995
	<u>1,736,688</u>	<u>4,938,031</u>	<u>4,994,026</u>	<u>1.1%</u>	<u>55,995</u>
TOTAL EXPENDITURES	1,736,688	4,938,031	4,994,026	1.1%	55,995
AUTHORIZED POSITION CAP					
		FY 11 Budget	FY 12 Approved	Change	

Authorized Positions
Part-Time Hours

CITY OF JACKSONVILLE, FLORIDA

2008 SPECIAL REVENUE BOND FUND (59B)

BACKGROUND:

This fund receives transfers from the Banking Fund operating fund (592) and then pays out to pay the debt service related to the 2008A CIP Special Revenue Bond fund. This includes the costs for principal, interest and fiscal agent fees.

REVENUES:

Miscellaneous Revenue:

This revenue consists of anticipated interest earnings for FY 12.

Transfer In to Pay Debt Service:

This represents a transfer from the Banking Fund operating fund (592).

EXPENDITURES:

Fiscal and Other Debt Fees:

Represents both the principal and interest costs, which are based upon a repayment schedule that was established at the time the bonds were issued, and the fiscal agent fees, which represent the cost of paying agent and registrar services for the bond issue.

EMPLOYEE CAP CHANGES:

There are no positions in this subfund.

CITY OF JACKSONVILLE, FLORIDA

2009A SPECIAL REV BOND FUND (CIP)

SUBFUND -- 59C

	FY 10 Actual	FY 11 Budget	FY 12 Approved	Change From Prior Year	
				Percent	Dollar
REVENUE					
JACKSONVILLE CITYWIDE ACTIVITIES					
Miscellaneous Revenue	52,418	0	40,589		40,589
	<u>52,418</u>	<u>0</u>	<u>40,589</u>		<u>40,589</u>
TRANSFERS-NON DEPARTMENTAL					
Transfer In to Pay Debt Service	1,699,037	2,814,027	3,439,062	22.2%	625,035
	<u>1,699,037</u>	<u>2,814,027</u>	<u>3,439,062</u>	<u>22.2%</u>	<u>625,035</u>
TOTAL REVENUE	1,751,455	2,814,027	3,479,651	23.7%	665,624
EXPENDITURES					
JACKSONVILLE CITYWIDE ACTIVITIES					
Debt Service	717,686	0	0		0
Fiscal and Other Debt Fees	0	2,814,027	3,479,651	23.7%	665,624
	<u>717,686</u>	<u>2,814,027</u>	<u>3,479,651</u>	<u>23.7%</u>	<u>665,624</u>
TOTAL EXPENDITURES	717,686	2,814,027	3,479,651	23.7%	665,624
AUTHORIZED POSITION CAP					
		FY 11 Budget	FY 12 Approved	Change	

Authorized Positions
Part-Time Hours

CITY OF JACKSONVILLE, FLORIDA

2009A SPECIAL REVENUE BOND FUND (59C)

BACKGROUND:

This fund receives transfers from the Banking Fund operating fund (592) and then pays out to pay the debt service related to the 2009A CIP Special Revenue Bond fund. This includes the costs for principal, interest and fiscal agent fees.

REVENUES:

Miscellaneous Revenue:

This revenue consists of anticipated interest earnings for FY 12.

Transfer In to Pay Debt Service:

This represents a transfer from the Banking Fund operating fund (592).

EXPENDITURES:

Fiscal and Other Debt Fees:

Represents both the principal and interest costs, which are based upon a repayment schedule that was established at the time the bonds were issued.

EMPLOYEE CAP CHANGES:

There are no positions in this subfund.

CITY OF JACKSONVILLE, FLORIDA

2009C SPECIAL REV BOND FUND (CIP)

SUBFUND -- 59D

	FY 10 Actual	FY 11 Budget	FY 12 Approved	Change From Prior Year	
				Percent	Dollar
REVENUE					
JACKSONVILLE CITYWIDE ACTIVITIES					
Miscellaneous Revenue	122,839	0	70,067		70,067
	122,839	0	70,067		70,067
TRANSFERS-NON DEPARTMENTAL					
Transfer In to Pay Debt Service	4,245,102	5,478,005	5,858,917	7.0%	380,912
	4,245,102	5,478,005	5,858,917	7.0%	380,912
TOTAL REVENUE	4,367,941	5,478,005	5,928,984	8.2%	450,979
EXPENDITURES					
JACKSONVILLE CITYWIDE ACTIVITIES					
Debt Service	2,262,177	0	0		0
Fiscal and Other Debt Fees	0	5,478,005	5,928,984	8.2%	450,979
	2,262,177	5,478,005	5,928,984	8.2%	450,979
TOTAL EXPENDITURES	2,262,177	5,478,005	5,928,984	8.2%	450,979
AUTHORIZED POSITION CAP					
		FY 11 Budget	FY 12 Approved	Change	

Authorized Positions
Part-Time Hours

CITY OF JACKSONVILLE, FLORIDA

2009C SPECIAL REVENUE BOND FUND (59D)

BACKGROUND:

This fund receives transfers from the Banking Fund operating fund (592) and then pays out to pay the debt service related to the 2009C CIP Special Revenue Bond fund. This includes the costs for principal, interest and fiscal agent fees.

REVENUES:

Miscellaneous Revenue:

This revenue consists of anticipated interest earnings for FY 12.

Transfer In to Pay Debt Service:

This represents a transfer from the Banking Fund operating fund (592).

EXPENDITURES:

Fiscal and Other Debt Fees:

Represents both the principal and interest costs, which are based upon a repayment schedule that was established at the time the bonds were issued, and the fiscal agent fees, which represent the cost of paying agent and registrar services for the bond issue.

EMPLOYEE CAP CHANGES:

There are no positions in this subfund.

CITY OF JACKSONVILLE, FLORIDA

2010A SPECIAL REV BOND FUND (CIP)

SUBFUND -- 59E

	FY 10 Actual	FY 11 Budget	FY 12 Approved	Change From Prior Year	
				Percent	Dollar
REVENUE					
JACKSONVILLE CITYWIDE ACTIVITIES					
Miscellaneous Revenue	0	0	62,233		62,233
	0	0	62,233		62,233
TRANSFERS-NON DEPARTMENTAL					
Transfer In to Pay Debt Service	0	0	4,578,079		4,578,079
	0	0	4,578,079		4,578,079
TOTAL REVENUE	0	0	4,640,312		4,640,312
EXPENDITURES					
JACKSONVILLE CITYWIDE ACTIVITIES					
Fiscal and Other Debt Fees	0	0	4,640,312		4,640,312
	0	0	4,640,312		4,640,312
TOTAL EXPENDITURES	0	0	4,640,312		4,640,312
AUTHORIZED POSITION CAP					
		FY 11 Budget	FY 12 Approved	Change	

Authorized Positions
Part-Time Hours

CITY OF JACKSONVILLE, FLORIDA

2010A SPECIAL REVENUE BOND FUND (59E)

BACKGROUND:

This fund receives transfers from the Banking Fund operating fund (592) and then pays out to pay the debt service related to the 2010A CIP Special Revenue Bond fund. This includes the costs for principal, interest and fiscal agent fees.

REVENUES:

Miscellaneous Revenue:

This revenue consists of anticipated interest earnings for FY 12.

Transfer In to Pay Debt Service:

This represents a transfer from the Banking Fund operating fund (592).

EXPENDITURES:

Fiscal and Other Debt Fees:

Represents both the principal and interest costs, which are based upon a repayment schedule that was established at the time the bonds were issued, and the fiscal agent fees, which represent the cost of paying agent and registrar services for the bond issue.

EMPLOYEE CAP CHANGES:

There are no positions in this subfund.

CITY OF JACKSONVILLE, FLORIDA

2010C SPECIAL REV BOND FUND (CIP)

SUBFUND -- 59F

	FY 10 Actual	FY 11 Budget	FY 12 Approved	Change From Prior Year	
				Percent	Dollar
REVENUE					
JACKSONVILLE CITYWIDE ACTIVITIES					
Miscellaneous Revenue	0	0	18,591		18,591
	0	0	18,591		18,591
TRANSFERS-NON DEPARTMENTAL					
Transfer In to Pay Debt Service	0	0	1,341,929		1,341,929
	0	0	1,341,929		1,341,929
TOTAL REVENUE	0	0	1,360,520		1,360,520
EXPENDITURES					
JACKSONVILLE CITYWIDE ACTIVITIES					
Fiscal and Other Debt Fees	0	0	1,360,520		1,360,520
	0	0	1,360,520		1,360,520
TOTAL EXPENDITURES	0	0	1,360,520		1,360,520
AUTHORIZED POSITION CAP					
		FY 11 Budget	FY 12 Approved	Change	

Authorized Positions
Part-Time Hours

CITY OF JACKSONVILLE, FLORIDA

2010C SPECIAL REVENUE BOND FUND (59F)

BACKGROUND:

This fund receives transfers from the Banking Fund operating fund (592) and then pays out to pay the debt service related to the 2010C CIP Special Revenue Bond fund. This includes the costs for principal, interest and fiscal agent fees.

REVENUES:

Miscellaneous Revenue:

This revenue consists of anticipated interest earnings for FY 12.

Transfer In to Pay Debt Service:

This represents a transfer from the Banking Fund operating fund (592).

EXPENDITURES:

Fiscal and Other Debt Fees:

Represents interest costs, which are based upon a repayment schedule that was established at the time the bonds were issued, and the fiscal agent fees, which represent the cost of paying agent and registrar services for the bond issue.

EMPLOYEE CAP CHANGES:

There are no positions in this subfund.

CITY OF JACKSONVILLE, FLORIDA

2011A SPECIAL REV BOND FUND (CIP)

SUBFUND -- 59G

	FY 10 Actual	FY 11 Budget	FY 12 Approved	Change From Prior Year	
				Percent	Dollar
REVENUE					
JACKSONVILLE CITYWIDE ACTIVITIES					
Miscellaneous Revenue	0	0	39,416		39,416
	0	0	39,416		39,416
TRANSFERS-NON DEPARTMENTAL					
Transfer In to Pay Debt Service	0	0	2,817,247		2,817,247
	0	0	2,817,247		2,817,247
TOTAL REVENUE	0	0	2,856,663		2,856,663
EXPENDITURES					
JACKSONVILLE CITYWIDE ACTIVITIES					
Fiscal and Other Debt Fees	0	0	2,856,663		2,856,663
	0	0	2,856,663		2,856,663
TOTAL EXPENDITURES	0	0	2,856,663		2,856,663
AUTHORIZED POSITION CAP					
		FY 11 Budget	FY 12 Approved	Change	

Authorized Positions
Part-Time Hours

CITY OF JACKSONVILLE, FLORIDA

2011A SPECIAL REVENUE BOND FUND (59G)

BACKGROUND:

This fund receives transfers from the Banking Fund operating fund (592) and then pays out to pay the debt service related to the 2011A CIP Special Revenue Bond fund. This includes the costs for principal, interest and fiscal agent fees.

REVENUES:

Miscellaneous Revenue:

This revenue consists of anticipated interest earnings for FY 12.

Transfer In to Pay Debt Service:

This represents a transfer from the Banking Fund operating fund (592).

EXPENDITURES:

Fiscal and Other Debt Fees:

Represents both the principal and interest costs, which are based upon a repayment schedule that was established at the time the bonds were issued, and the fiscal agent fees, which represent the cost of paying agent and registrar services for the bond issue.

EMPLOYEE CAP CHANGES:

There are no positions in this subfund.

CITY OF JACKSONVILLE, FLORIDA

2012 SPECIAL REV BOND FUND (CIP)

SUBFUND -- 59H

	FY 10 Actual	FY 11 Budget	FY 12 Approved	Change From Prior Year	
				Percent	Dollar
REVENUE					
TRANSFERS-NON DEPARTMENTAL					
Transfer In to Pay Debt Service	0	0	1,444,344		1,444,344
	0	0	1,444,344		1,444,344
TOTAL REVENUE	0	0	1,444,344		1,444,344
EXPENDITURES					
JACKSONVILLE CITYWIDE ACTIVITIES					
Fiscal and Other Debt Fees	0	0	1,444,344		1,444,344
	0	0	1,444,344		1,444,344
TOTAL EXPENDITURES	0	0	1,444,344		1,444,344
AUTHORIZED POSITION CAP					
		FY 11 Budget	FY 12 Approved	Change	

Authorized Positions
Part-Time Hours

CITY OF JACKSONVILLE, FLORIDA

2012 SPECIAL REVENUE BOND FUND (59H)

BACKGROUND:

This fund receives transfers from the Banking Fund operating fund (592) and then pays out to pay the debt service related to the 2012 CIP Special Revenue Bond fund. This includes the costs for principal, interest and fiscal agent fees.

REVENUES:

Transfer In to Pay Debt Service:

This represents a transfer from the Banking Fund operating fund (592).

EXPENDITURES:

Fiscal and Other Debt Fees:

Represents interest costs, which are based upon a repayment schedule that was established at the time the bonds were issued, and the fiscal agent fees, which represent the cost of paying agent and registrar services for the bond issue.

EMPLOYEE CAP CHANGES:

There are no positions in this subfund.

CITY OF JACKSONVILLE, FLORIDA

OTHER FUNDS Summary of Subfunds

S/F Description	Personnel Expenses	Operating Expenses	Capital Outlay	Debt Service	Grants and Aids	Other Uses	FY 12 Budgeted
31P 2002 Guar Entitlement Cons Fund			288,418				288,418
31R 1999A Excise Taxes Rev Bond			59,158				59,158
31W 2002B Excise Taxes Rev Bond			37,412				37,412
322 General Capital Projects						396,000	396,000
327 2009 Authorized Capital Projects			3,313,372				3,313,372
328 2010 Authorized Capital Projects			1,090,479				1,090,479
32A 2012 Authorized Capital Projects			47,828,960				47,828,960
341 River City Renaissance Bond			142,304				142,304
362 Excise Taxes Rev Bond-Proton Beam			449,164				449,164
363 2004 Excise Taxes Rev Bond			2,836,488				2,836,488
364 Excise Taxes Rev Bond-River City			143,990				143,990
611 General Employees Pension	464,835	10,364,670	2,500			(367,464)	10,464,541
613 Correctional Officers Pension		58,750				560,000	618,750
614 Disability Pension Trust		20,300					20,300
64A Sheriff's Trusts	299,578	614,301					913,879
721 Housing Finance Authority	285,749	234,479	1			23,692	543,921
751 Jacksonville Economic Dev.	1,525,800	(108,204)	2	212,796	183,815	162,591	1,976,800
759 JEDC-Cecil Field Trust		2,017,985					2,017,985
Total	2,575,962	13,202,281	56,192,248	212,796	183,815	774,819	73,141,921

CITY OF JACKSONVILLE, FLORIDA



2011-2012 ANNUAL BUDGET

CITY OF JACKSONVILLE, FLORIDA

2002 GUAR ENTITLEMENT CONSTR

SUBFUND -- 31P

	FY 10 Actual	FY 11 Budget	FY 12 Approved	Change From Prior Year	
				Percent	Dollar
REVENUE					
JACKSONVILLE CITYWIDE ACTIVITIES					
Miscellaneous Revenue	0	605,000	288,418	-52.3%	-316,582
	0	605,000	288,418	-52.3%	-316,582
TOTAL REVENUE	0	605,000	288,418	-52.3%	-316,582
EXPENDITURES					
PUBLIC WORKS					
Capital Outlay	0	105,000	288,418	174.7%	183,418
	0	105,000	288,418	174.7%	183,418
TRANSFERS-NON DEPARTMENTAL					
Debt Service	0	500,000	0	-100.0%	-500,000
	0	500,000	0	-100.0%	-500,000
TOTAL EXPENDITURES	0	605,000	288,418	-52.3%	-316,582
AUTHORIZED POSITION CAP					
		FY 11 Budget	FY 12 Approved	Change	

Authorized Positions
Part-Time Hours

CITY OF JACKSONVILLE, FLORIDA

2002 GUAR ENT CONSTRUCTION FUND (31P)

BACKGROUND:

The 2002 Guar ENT Construction Fund was established to finance the construction or acquisition of various capital improvements as authorized by the bond authorization.

REVENUES:

Miscellaneous Revenue:

The funding in Miscellaneous Revenue is interest earnings accumulated on the subfund.

EXPENDITURES:

Capital Outlay:

The Capital Outlay represents the use of interest earnings to fund a proposed capital project in the FY 12 CIP.

EMPLOYEE CAP CHANGES:

There are no positions in this subfund.

CITY OF JACKSONVILLE, FLORIDA

1999A EXCISE TAXES REV BOND

SUBFUND -- 31R

	FY 10 Actual	FY 11 Budget	FY 12 Approved	Change From Prior Year	
				Percent	Dollar
REVENUE					
JACKSONVILLE CITYWIDE ACTIVITIES					
Miscellaneous Revenue	0	50,000	59,158	18.3%	9,158
	0	50,000	59,158	18.3%	9,158
TOTAL REVENUE	0	50,000	59,158	18.3%	9,158
EXPENDITURES					
PUBLIC WORKS					
Capital Outlay	0	50,000	59,158	18.3%	9,158
	0	50,000	59,158	18.3%	9,158
TOTAL EXPENDITURES	0	50,000	59,158	18.3%	9,158
AUTHORIZED POSITION CAP					
		FY 11 Budget	FY 12 Approved	Change	

Authorized Positions
Part-Time Hours

CITY OF JACKSONVILLE, FLORIDA

1999A EXCISE TAX REVENUE BOND CONSTRUCTION (31R)

BACKGROUND:

The 1999A ETR Bond Construction Fund was established to finance the construction or acquisition of various capital improvements as authorized by the bond authorization.

REVENUES:

Miscellaneous Revenue:

The funding in Miscellaneous Revenue is interest earnings accumulated on the subfund.

EXPENDITURES:

Capital Outlay:

The Capital Outlay represents the use of interest earnings to fund a proposed capital project in the FY 12 CIP.

EMPLOYEE CAP CHANGES:

There are no positions in this subfund.

CITY OF JACKSONVILLE, FLORIDA

2002B EXCISE TAXES REV BOND(SHANDS)

SUBFUND -- 31W

	FY 10 Actual	FY 11 Budget	FY 12 Approved	Change From Prior Year	
				Percent	Dollar
REVENUE					
JACKSONVILLE CITYWIDE ACTIVITIES					
Miscellaneous Revenue	0	722,000	37,412	-94.8%	-684,588
	0	722,000	37,412	-94.8%	-684,588
TOTAL REVENUE	0	722,000	37,412	-94.8%	-684,588
EXPENDITURES					
PUBLIC WORKS					
Capital Outlay	0	722,000	37,412	-94.8%	-684,588
	0	722,000	37,412	-94.8%	-684,588
TOTAL EXPENDITURES	0	722,000	37,412	-94.8%	-684,588
AUTHORIZED POSITION CAP					
		FY 11 Budget	FY 12 Approved	Change	

Authorized Positions
Part-Time Hours

CITY OF JACKSONVILLE, FLORIDA

2002B EXCISE TAX REVENUE BONDS (31W)

BACKGROUND:

The 2002B ETR Bond Fund was established to finance the construction or acquisition of various capital improvements as authorized by the bond authorization.

REVENUES:

Miscellaneous Revenue:

The funding in Miscellaneous Revenue is interest earnings accumulated on the subfund.

EXPENDITURES:

Capital Outlay:

The Capital Outlay represents the use of interest earnings to fund a proposed capital project in the FY 12 CIP.

EMPLOYEE CAP CHANGES:

There are no positions in this subfund.

CITY OF JACKSONVILLE, FLORIDA

GENERAL CAPITAL PROJECTS

SUBFUND -- 322

	FY 10 Actual	FY 11 Budget	FY 12 Approved	Change From Prior Year	
				Percent	Dollar
REVENUE					
TRANSFERS-NON DEPARTMENTAL					
Transfers From Other Funds	1,746,100	400,000	396,000	-1.0%	-4,000
	1,746,100	400,000	396,000	-1.0%	-4,000
TOTAL REVENUE	1,746,100	400,000	396,000	-1.0%	-4,000
EXPENDITURES					
JACKSONVILLE CITYWIDE ACTIVITIES					
Cash Carryover	3,902,200	400,000	396,000	-1.0%	-4,000
	3,902,200	400,000	396,000	-1.0%	-4,000
PUBLIC WORKS					
Capital Outlay	197,431	0	0		0
	197,431	0	0		0
TOTAL EXPENDITURES	4,099,631	400,000	396,000	-1.0%	-4,000
AUTHORIZED POSITION CAP					
		FY 11 Budget	FY 12 Approved	Change	

Authorized Positions
Part-Time Hours

CITY OF JACKSONVILLE, FLORIDA

GENERAL CAPITAL PROJECTS (322)

BACKGROUND:

This fund houses appropriated pay-go and Banking Fund borrowed funds prior to FY 09. The only new activity in this fund is an annual loan repayment amount.

REVENUES:

Transfers from Other Funds:

This amount represents a transfer of \$396,000 from the Municipal Stadium (4A1) fund for loan repayment.

EXPENDITURES:

Cash Carryover:

This is the loan repayment of \$396,000 as mentioned above.

EMPLOYEE CAP CHANGES:

There are no positions in this subfund.

CITY OF JACKSONVILLE, FLORIDA

AUTHORIZED CAPITAL PROJECTS

SUBFUND -- 327

	FY 10 Actual	FY 11 Budget	FY 12 Approved	Change From Prior Year	
				Percent	Dollar
REVENUE					
JACKSONVILLE CITYWIDE ACTIVITIES					
Miscellaneous Revenue	1,558,482	0	3,313,372		3,313,372
	1,558,482	0	3,313,372		3,313,372
PUBLIC WORKS					
Miscellaneous Revenue	-494	0	0		0
Other Sources	62,725,346	0	0		0
	62,724,852	0	0		0
RECREATION & COMMUNITY SERVICES					
Other Sources	205,000	0	0		0
	205,000	0	0		0
TOTAL REVENUE	64,488,334	0	3,313,372		3,313,372
EXPENDITURES					
FIRE AND RESCUE					
Capital Outlay	1,784	0	0		0
	1,784	0	0		0
JACKSONVILLE CITYWIDE ACTIVITIES					
Capital Outlay	0	0	410,000		410,000
Transfers to Other Funds	317,866	0	0		0
	317,866	0	410,000		410,000
PLANNING AND DEVELOPMENT					
Capital Outlay	27,707	0	0		0
	27,707	0	0		0
PUBLIC WORKS					
Internal Service Charges	578	0	0		0
Operating - Capital Expense	50,073	0	0		0
Capital Outlay	24,862,372	0	603,372		603,372
Grants, Aids & Contributions	-1,703	0	0		0
	24,911,320	0	603,372		603,372
RECREATION & COMMUNITY SERVICES					
Internal Service Charges	310	0	0		0
Capital Outlay	2,832,012	0	2,300,000		2,300,000
	2,832,322	0	2,300,000		2,300,000
TOTAL EXPENDITURES	28,090,998	0	3,313,372		3,313,372

AUTHORIZED POSITION CAP

FY 11
Budget

FY 12
Approved

Change

Authorized Positions
Part-Time Hours

CITY OF JACKSONVILLE, FLORIDA

2009 AUTHORIZED CAPITAL PROJECTS (327)

BACKGROUND:

This fund currently houses appropriated interest and revenue funds for FY 12 proposed Capital Improvement Projects (CIP).

REVENUES:

Miscellaneous Revenue:

The funding in Miscellaneous Revenue represents interest earnings accumulated in the subfund.

EXPENDITURES:

Capital Outlay:

The capital outlay represents the use of interest earnings to fund proposed capital projects in the FY 12 CIP.

EMPLOYEE CAP CHANGES:

There are no positions in this subfund.

CITY OF JACKSONVILLE, FLORIDA

2010 AUTHORIZED CAPITAL PROJECTS

SUBFUND -- 328

	FY 10 Actual	FY 11 Budget	FY 12 Approved	Change From Prior Year	
				Percent	Dollar
REVENUE					
ENVIRONMENTAL & COMPLIANCE					
Other Sources	20,000,000	0	0		0
	20,000,000	0	0		0
JACKSONVILLE CITYWIDE ACTIVITIES					
Miscellaneous Revenue	641,475	0	1,090,479		1,090,479
Transfers From Component Units	9,500,000	0	0		0
	10,141,475	0	1,090,479		1,090,479
PUBLIC WORKS					
Other Sources	67,285,133	0	0		0
	67,285,133	0	0		0
TRANSFERS-NON DEPARTMENTAL					
Transfers From Other Funds	12,847,994	0	0		0
	12,847,994	0	0		0
TOTAL REVENUE	110,274,602	0	1,090,479		1,090,479
EXPENDITURES					
ENVIRONMENTAL & COMPLIANCE					
Operating - Capital Expense	52,931	0	0		0
Capital Outlay	5,863,316	0	0		0
	5,916,247	0	0		0
JACKSONVILLE CITYWIDE ACTIVITIES					
Capital Outlay	0	0	100,000		100,000
Transfers to Other Funds	3,000,000	0	0		0
	3,000,000	0	100,000		100,000
PUBLIC WORKS					
Internal Service Charges	573	0	0		0
Capital Outlay	65,833,842	0	990,479		990,479
	65,834,415	0	990,479		990,479
TOTAL EXPENDITURES	74,750,662	0	1,090,479		1,090,479
AUTHORIZED POSITION CAP					
		FY 11 Budget	FY 12 Approved	Change	

Authorized Positions
Part-Time Hours

CITY OF JACKSONVILLE, FLORIDA

AUTHORIZED CAPITAL PROJECTS (328)

BACKGROUND:

This fund currently houses appropriated interest and revenue funds for FY 12 proposed Capital Improvement Projects (CIP).

REVENUES:

Miscellaneous Revenue:

The \$1,090,479 funding in Miscellaneous Revenue represents interest earnings accumulated on the subfund.

EXPENDITURES:

Capital Outlay:

The \$990,479 Public Works capital outlay represents the total amount of appropriated interest and revenue funds for the FY 12 CIP.

The \$100,000 Recreation and Community Services capital outlay represents the total amount of appropriated interest and revenue funds for the FY 12 CIP.

EMPLOYEE CAP CHANGES:

There are no positions in this subfund.

CITY OF JACKSONVILLE, FLORIDA

2012 AUTHORIZED CAPITAL PROJECTS

SUBFUND -- 32A

	FY 10 Actual	FY 11 Budget	FY 12 Approved	Change From Prior Year	
				Percent	Dollar
REVENUE					
ENVIRONMENTAL & COMPLIANCE					
Other Sources	0	0	34,250,000		34,250,000
	0	0	34,250,000		34,250,000
PUBLIC WORKS					
Other Sources	0	0	6,593,889		6,593,889
	0	0	6,593,889		6,593,889
TRANSFERS-NON DEPARTMENTAL					
Transfers From Other Funds	0	0	6,985,071		6,985,071
	0	0	6,985,071		6,985,071
TOTAL REVENUE	0	0	47,828,960		47,828,960
EXPENDITURES					
ENVIRONMENTAL & COMPLIANCE					
Capital Outlay	0	0	34,250,000		34,250,000
	0	0	34,250,000		34,250,000
PUBLIC WORKS					
Capital Outlay	0	0	13,578,960		13,578,960
	0	0	13,578,960		13,578,960
TOTAL EXPENDITURES	0	0	47,828,960		47,828,960

AUTHORIZED POSITION CAP

FY 11
Budget

FY 12
Approved

Change

Authorized Positions
Part-Time Hours

CITY OF JACKSONVILLE, FLORIDA

AUTHORIZED CAPITAL PROJECTS (32A)

BACKGROUND:

This fund currently houses both Banking Fund borrowed funds and JEA Joint Infrastructure revenue for FY 12 proposed Capital Improvement Projects (CIP) as detailed on budget ordinance schedule B4a.

REVENUES:

Other Sources:

The funding in other sources represents FY 12 proposed borrowing for the CIP and is allocated as follows:

\$34,250,000 is for Environmental & Compliance capital projects.

\$6,593,889 is for Public Works capital projects.

Transfers from Other Funds:

The \$6,985,071 represents Pay-Go funding for the FY 12.

EXPENDITURES:

Capital Outlay:

The \$47,828,960 is the total amount of FY 12 Banking Fund capital borrowing and Pay-Go funding for FY 12 CIP projects.

EMPLOYEE CAP CHANGES:

There are no positions in this subfund.

CITY OF JACKSONVILLE, FLORIDA

RIVER CITY RENAISSANCE BD CONSTRUCTION

SUBFUND -- 341

	FY 10 Actual	FY 11 Budget	FY 12 Approved	Change From Prior Year	
				Percent	Dollar
REVENUE					
JACKSONVILLE CITYWIDE ACTIVITIES					
Intergovernmental Revenue	0	830,795	0	-100.0%	-830,795
Miscellaneous Revenue	0	339,745	142,304	-58.1%	-197,441
	0	1,170,540	142,304	-87.8%	-1,028,236
TOTAL REVENUE	0	1,170,540	142,304	-87.8%	-1,028,236
EXPENDITURES					
PUBLIC WORKS					
Capital Outlay	0	1,170,540	142,304	-87.8%	-1,028,236
	0	1,170,540	142,304	-87.8%	-1,028,236
TOTAL EXPENDITURES	0	1,170,540	142,304	-87.8%	-1,028,236
AUTHORIZED POSITION CAP					
		FY 11 Budget	FY 12 Approved	Change	

Authorized Positions
Part-Time Hours

CITY OF JACKSONVILLE, FLORIDA

RIVER CITY RENAISSANCE CONSTRUCTION BONDS (341)

BACKGROUND:

The River City Renaissance Bond Fund was established to finance the construction or acquisition of various capital improvements as authorized by the bond authorization.

REVENUES:

Miscellaneous & Governmental Revenue:

The funding in Miscellaneous and Governmental Revenue is interest earnings accumulated on the sub-fund.

EXPENDITURES:

Capital Outlay:

The Capital Outlay represents the use of interest earnings to fund a proposed capital project in the FY 12 CIP.

EMPLOYEE CAP CHANGES:

There are no positions in this subfund.

CITY OF JACKSONVILLE, FLORIDA

ETR BOND LOAN FUND (PROTON BEAM)

SUBFUND -- 362

	FY 10 Actual	FY 11 Budget	FY 12 Approved	Change From Prior Year	
				Percent	Dollar
REVENUE					
JACKSONVILLE CITYWIDE ACTIVITIES					
Miscellaneous Revenue	0	0	449,164		449,164
	0	0	449,164		449,164
TOTAL REVENUE	0	0	449,164		449,164
EXPENDITURES					
JACKSONVILLE CITYWIDE ACTIVITIES					
Capital Outlay	0	0	-645,000		-645,000
	0	0	-645,000		-645,000
PUBLIC WORKS					
Capital Outlay	0	0	1,094,164		1,094,164
	0	0	1,094,164		1,094,164
TOTAL EXPENDITURES	0	0	449,164		449,164
AUTHORIZED POSITION CAP					
		FY 11 Budget	FY 12 Approved	Change	

Authorized Positions
Part-Time Hours

CITY OF JACKSONVILLE, FLORIDA

ETR BOND LOAN FUND (PROTON BEAM) (362)

BACKGROUND:

The ETR Bond Loan Fund was established to finance the construction or acquisition of various capital improvements as authorized by the bond authorization.

REVENUES:

Miscellaneous Revenue:

The funding in Miscellaneous Revenue represents interest earnings accumulated in the subfund.

EXPENDITURES:

Capital Outlay:

The capital outlay represents the use of interest earnings to fund a proposed capital project in the FY 12 CIP.

EMPLOYEE CAP CHANGES:

There are no positions in this subfund.

CITY OF JACKSONVILLE, FLORIDA

2004 EXCISE TAXES REV BOND

SUBFUND -- 363

	FY 10 Actual	FY 11 Budget	FY 12 Approved	Change From Prior Year	
				Percent	Dollar
REVENUE					
JACKSONVILLE CITYWIDE ACTIVITIES					
Miscellaneous Revenue	0	2,163,460	2,836,488	31.1%	673,028
	0	2,163,460	2,836,488	31.1%	673,028
TOTAL REVENUE	0	2,163,460	2,836,488	31.1%	673,028
EXPENDITURES					
PUBLIC WORKS					
Capital Outlay	0	2,163,460	2,836,488	31.1%	673,028
	0	2,163,460	2,836,488	31.1%	673,028
TOTAL EXPENDITURES	0	2,163,460	2,836,488	31.1%	673,028
AUTHORIZED POSITION CAP					
		FY 11 Budget	FY 12 Approved	Change	

Authorized Positions
Part-Time Hours

CITY OF JACKSONVILLE, FLORIDA

2004 EXCISE TAX REVENUE AUTUMN BONDS (363)

BACKGROUND:

The 2004 ETR Bond Fund was established to finance the construction or acquisition of various capital improvements as authorized by the bond authorization.

REVENUES:

Miscellaneous Revenue:

The funding in Miscellaneous Revenue is interest earnings accumulated on the subfund.

EXPENDITURES:

Capital Outlay:

The Public Works Capital Outlay represents the use of interest earnings to fund proposed capital projects in the FY 12 CIP.

EMPLOYEE CAP CHANGES:

There are no positions in this subfund.

CITY OF JACKSONVILLE, FLORIDA

ETR BONDS, RIVER CITY MARKETPLACE

SUBFUND -- 364

	FY 10 Actual	FY 11 Budget	FY 12 Approved	Change From Prior Year	
				Percent	Dollar
REVENUE					
JACKSONVILLE CITYWIDE ACTIVITIES					
Miscellaneous Revenue	0	0	143,990		143,990
	0	0	143,990		143,990
TOTAL REVENUE	0	0	143,990		143,990
EXPENDITURES					
PUBLIC WORKS					
Capital Outlay	0	0	143,990		143,990
	0	0	143,990		143,990
TOTAL EXPENDITURES	0	0	143,990		143,990
AUTHORIZED POSITION CAP					
		FY 11 Budget	FY 12 Approved	Change	

Authorized Positions
Part-Time Hours

CITY OF JACKSONVILLE, FLORIDA

ETR BONDS, RIVER CITY MARKETPLACE (364)

BACKGROUND:

The ETR Bond Loan Fund was established to finance the construction or acquisition of various capital improvements as authorized by the bond authorization.

REVENUES:

Miscellaneous Revenue:

The funding in Miscellaneous Revenue represents interest earnings accumulated in the subfund.

EXPENDITURES:

Capital Outlay:

The capital outlay represents the use of interest earnings to fund a proposed capital project in the FY 12 CIP.

EMPLOYEE CAP CHANGES:

There are no positions in this subfund.

CITY OF JACKSONVILLE, FLORIDA

GENERAL EMPLOYEES PENSION

SUBFUND -- 611

	FY 10 Actual	FY 11 Budget	FY 12 Approved	Change From Prior Year	
				Percent	Dollar
REVENUE					
FINANCE					
Miscellaneous Revenue	345	0	0		0
	345	0	0		0
JACKSONVILLE CITYWIDE ACTIVITIES					
Miscellaneous Revenue	153,510,325	0	0		0
	153,510,325	0	0		0
PENSION FUNDS					
Miscellaneous Revenue	65,747,822	10,834,411	10,464,541	-3.4%	-369,870
	65,747,822	10,834,411	10,464,541	-3.4%	-369,870
TOTAL REVENUE	219,258,491	10,834,411	10,464,541	-3.4%	-369,870
EXPENDITURES					
FINANCE					
Salaries	358,607	371,237	356,971	-3.8%	-14,266
Employer Provided Benefits	97,873	91,041	107,864	18.5%	16,823
Internal Service Charges	488,079	378,087	196,211	-48.1%	-181,876
Other Operating Expenses	357,534	10,371,575	10,168,459	-2.0%	-203,116
Capital Outlay	777	1	2,500	249900.0%	2,499
Supervision Allocation	-560,000	-560,000	-560,000	0.0%	0
Indirect Cost	173,986	182,470	192,536	5.5%	10,066
	916,856	10,834,411	10,464,541	-3.4%	-369,870
JACKSONVILLE CITYWIDE ACTIVITIES					
Other Operating Expenses	5,313,947	0	0		0
	5,313,947	0	0		0
PENSION FUNDS					
Other Operating Expenses	116,290,425	0	0		0
Other	8,366,164	0	0		0
	124,656,589	0	0		0
TOTAL EXPENDITURES	130,887,392	10,834,411	10,464,541	-3.4%	-369,870

AUTHORIZED POSITION CAP

	FY 11 Budget	FY 12 Approved	Change
Authorized Positions	7	7	
Part-Time Hours	1,080	1,080	

CITY OF JACKSONVILLE, FLORIDA

GENERAL EMPLOYEES PENSION TRUST (611)

BACKGROUND:

The General Employees Pension Trust is the City's defined benefit pension fund for general employees. This fund records both employee and employer contributions, investment earnings, benefit payments and administrative expenses for the General Employees' Pension Fund. For FY 12, the City contribution rate is 13.2% and the employees contribution rate is 8%. The employees covered by the General Employees' Pension Fund do not participate in Social Security.

REVENUES:

Miscellaneous Revenue:

This revenue represents the Payroll Deductions paid by the covered employees in the General Employees Pension Fund.

EXPENDITURES:

Salaries:

The \$14,266 decrease is due to a 2% pay reduction and a lower starting salary for a newly filled position.

Employer Provided Benefits:

The \$16,876 increase is primarily due to higher costs of \$12,407 in pension contribution and \$5,128 in group hospitalization insurance costs. This increase is partially offset by decreases \$370 in group life insurance and \$301 in workers' compensation insurance.

Internal Service Charges:

The \$181,876 decrease is primarily due to reductions of \$164,884 in Information Technology Department (ITD) system development charges and \$27,924 in other ITD computer – related services.

Other Operating Expense:

The decrease of \$206,116 is primarily due to reductions of \$147,611 in consultant fees paid to the Money Managers to manage the City's General Employee Pension investments, \$29,000 in postage, \$15,866 in rentals (land and buildings) and \$10,000 in printing and binding.

Capital Outlay:

The increase of \$2,499 is for the purchase of two (2) lateral file cabinets.

Indirect Cost:

The increase of \$10,066 is due to the annual update of the indirect cost study performed by MAXIMUS Consulting Services, Inc.

EMPLOYEE CAP CHANGES:

No change.

CITY OF JACKSONVILLE, FLORIDA

CORRECTIONAL OFFICERS PENSION

SUBFUND -- 613

	FY 10 Actual	FY 11 Budget	FY 12 Approved	Change From Prior Year	
				Percent	Dollar
REVENUE					
JACKSONVILLE CITYWIDE ACTIVITIES					
Miscellaneous Revenue	9,683,241	0	0		0
	<u>9,683,241</u>	<u>0</u>	<u>0</u>		<u>0</u>
PENSION FUNDS					
Fines and Forfeits	485,327	500,000	500,000	0.0%	0
Miscellaneous Revenue	12,123,309	60,000	118,750	97.9%	58,750
	<u>12,608,636</u>	<u>560,000</u>	<u>618,750</u>	<u>10.5%</u>	<u>58,750</u>
TOTAL REVENUE	22,291,877	560,000	618,750	10.5%	58,750
EXPENDITURES					
FINANCE					
Other Operating Expenses	0	0	58,750		58,750
Supervision Allocation	560,000	560,000	560,000	0.0%	0
	<u>560,000</u>	<u>560,000</u>	<u>618,750</u>	<u>10.5%</u>	<u>58,750</u>
JACKSONVILLE CITYWIDE ACTIVITIES					
Other Operating Expenses	292,535	0	0		0
	<u>292,535</u>	<u>0</u>	<u>0</u>		<u>0</u>
PENSION FUNDS					
Other Operating Expenses	6,903,586	0	0		0
Other	747,496	0	0		0
	<u>7,651,081</u>	<u>0</u>	<u>0</u>		<u>0</u>
TOTAL EXPENDITURES	8,503,616	560,000	618,750	10.5%	58,750
AUTHORIZED POSITION CAP					
		FY 11 Budget	FY 12 Approved	Change	

Authorized Positions
Part-Time Hours

CITY OF JACKSONVILLE, FLORIDA

CORRECTIONAL OFFICERS PENSION TRUST (613)

BACKGROUND:

The Correctional Officers' Pension Fund was established to provide pension benefits and protection for the correctional officers of the City of Jacksonville. The City Contribution for FY 12 is 31.78% and the employee contribution is 8%. In addition, the Correctional Officers Pension Fund is funded by an administrative surcharge of \$20 per person arrested and booked into the City correctional facilities. The employees covered by the Corrections Officers' Pension Fund do not participate in Social Security.

REVENUES:

Miscellaneous Revenue:

This revenue represents the Payroll Deductions paid by the covered employees in the General Employees Pension Plan.

EXPENDITURES:

Other Operating Expenses:

The \$58,750 increase is to pay for the cost of pension medical examinations for correction officers.

EMPLOYEE CAP CHANGES:

There are no positions in this subfund.

CITY OF JACKSONVILLE, FLORIDA

DISABILITY PENSION TRUST

SUBFUND -- 614

	FY 10 Actual	FY 11 Budget	FY 12 Approved	Change From Prior Year	
				Percent	Dollar
REVENUE					
JACKSONVILLE CITYWIDE ACTIVITIES					
Miscellaneous Revenue	64,579	0	0		0
	<u>64,579</u>	<u>0</u>	<u>0</u>		<u>0</u>
PENSION FUNDS					
Miscellaneous Revenue	1,733,334	0	20,300		20,300
	<u>1,733,334</u>	<u>0</u>	<u>20,300</u>		<u>20,300</u>
TOTAL REVENUE	1,797,913	0	20,300		20,300
EXPENDITURES					
FINANCE					
Other Operating Expenses	0	0	20,300		20,300
	<u>0</u>	<u>0</u>	<u>20,300</u>		<u>20,300</u>
PENSION FUNDS					
Other Operating Expenses	73,973	0	0		0
	<u>73,973</u>	<u>0</u>	<u>0</u>		<u>0</u>
TOTAL EXPENDITURES	73,973	0	20,300		20,300
AUTHORIZED POSITION CAP					
		FY 11 Budget	FY 12 Approved	Change	

Authorized Positions
Part-Time Hours

CITY OF JACKSONVILLE, FLORIDA

DISABILITY PENSION TRUST (614)

BACKGROUND:

The General Employees and Corrections pension fund was split in FY 2010 to separately identify the Disability Benefit portion of the fund for general employees only. Subfund 614 was created to account for Employer and Employee contributions and Disability benefit payments. Contribution rates are 0.3% for both the city and employees.

REVENUES:

Miscellaneous Revenue:

This revenue represents the Payroll Deductions paid by the covered employees in the General Employees Pension Plan.

EXPENDITURES:

Other Operating Expenses:

This amount represents the cost of administering the trust fund.

EMPLOYEE CAP CHANGES:

There are no positions in this subfund.

CITY OF JACKSONVILLE, FLORIDA

SHERIFF'S TRUSTS

SUBFUND -- 64A

	FY 10 Actual	FY 11 Budget	FY 12 Approved	Change From Prior Year	
				Percent	Dollar
REVENUE					
OFFICE OF THE SHERIFF					
Charges for Services	1,425	0	0		0
Fines and Forfeits	391,953	80,000	80,000	0.0%	0
Miscellaneous Revenue	1,498,790	370,816	833,879	124.9%	463,063
Transfers from Fund Balance	1,752,266	0	0		0
	3,644,434	450,816	913,879	102.7%	463,063
TOTAL REVENUE	3,644,434	450,816	913,879	102.7%	463,063
EXPENDITURES					
OFFICE OF THE SHERIFF					
Salaries	63,935	35,201	216,940	516.3%	181,739
Employer Provided Benefits	27,960	17,062	82,638	384.3%	65,576
Other Operating Expenses	162,137	398,553	614,301	54.1%	215,748
Capital Outlay	119,360	0	0		0
Grants, Aids & Contributions	314,394	0	0		0
	687,785	450,816	913,879	102.7%	463,063
TOTAL EXPENDITURES	687,785	450,816	913,879	102.7%	463,063
AUTHORIZED POSITION CAP					
		FY 11 Budget	FY 12 Approved	Change	
Authorized Positions		1	1		
Part-Time Hours					

CITY OF JACKSONVILLE, FLORIDA

SHERIFF'S TRUSTS (64A)

BACKGROUND:

Municipal Code Section 111.300 created a trust fund account to be known as the Inmate Welfare Trust Fund. This fund receives the net profits from the commissary operation within the City's correctional facilities, which shall be used only for the overall welfare of the inmates. An inmate welfare committee recommends what expenditures are to be made. This is an all-years fund.

REVENUE:

Miscellaneous Revenue:

The increase of \$463,063 is due to higher concession sales.

EXPENDITURES:

Salaries:

The increase of \$181,739 is primarily due to cover the salaries for a corrections sergeant and a portion of the salaries of other employees who work for the trust fund activities.

Employer Provided Benefits:

The increase of \$65,576 is primarily due to the benefit costs of the employees identified above.

Other Operating Expenses:

The increase of \$215,748 is primarily due to the purchase of pharmaceuticals, indigent kits, admission packs, shower shoes and soap for inmates housed by the Florida Department of Corrections.

EMPLOYEE CAP CHANGES:

There are no changes in the number of positions.

CITY OF JACKSONVILLE, FLORIDA

JACKSONVILLE HOUSING FINANCE AUTHORITY

SUBFUND -- 721

	FY 10 Actual	FY 11 Budget	FY 12 Approved	Change From Prior Year	
				Percent	Dollar
REVENUE					
JACKSONVILLE HOUSING FINANCE AUTHORITY					
Miscellaneous Revenue	-401,999	57,367	47,563	-17.1%	-9,804
Other Sources	987,128	163,059	158,591	-2.7%	-4,468
Transfers from Fund Balance	1,036,975	0	0		0
	1,622,104	220,426	206,154	-6.5%	-14,272
JACKSONVILLE CITYWIDE ACTIVITIES					
Miscellaneous Revenue	197,913	23,346	98,684	322.7%	75,338
Transfers from Fund Balance	264,586	291,763	239,083	-18.1%	-52,680
	462,499	315,109	337,767	7.2%	22,658
TOTAL REVENUE	2,084,602	535,535	543,921	1.6%	8,386
EXPENDITURES					
JACKSONVILLE HOUSING FINANCE AUTHORITY					
Salaries	206,010	209,673	221,270	5.5%	11,597
Employer Provided Benefits	48,369	48,872	64,479	31.9%	15,607
Internal Service Charges	35,294	10,704	28,478	166.1%	17,774
Other Operating Expenses	239,520	235,458	206,001	-12.5%	-29,457
Capital Outlay	0	1	1	0.0%	0
Indirect Cost	28,195	27,163	23,692	-12.8%	-3,471
Other	1,036,975	0	0		0
	1,594,364	531,871	543,921	2.3%	12,050
JACKSONVILLE CITYWIDE ACTIVITIES					
Cash Carryover	0	3,664	0	-100.0%	-3,664
	0	3,664	0	-100.0%	-3,664
TOTAL EXPENDITURES	1,594,364	535,535	543,921	1.6%	8,386

AUTHORIZED POSITION CAP

	FY 11 Budget	FY 12 Approved	Change
Authorized Positions	2	3	1
Part-Time Hours	2,080	2,080	

CITY OF JACKSONVILLE, FLORIDA

HOUSING FINANCE AUTHORITY (721)

BACKGROUND:

The Jacksonville Housing Finance Authority (JHFA) provides funds to support development of housing for low-to-moderate income families through the issuance of tax exempt bonds. The bond proceeds are utilized to make low interest loans.

REVENUES:

Miscellaneous Revenue:

The decrease of \$9,804 in the Jacksonville Housing Finance Authority is due to reductions of \$5,000 in miscellaneous sales and charges and \$4,804 in mortgage interest income.

The increase of \$75,338 in Jacksonville Citywide Activities is due to higher anticipated investment income.

Other Sources:

The reduction of \$4,468 is due to reduced proceeds from bond monitoring fees.

Transfers From fund Balance:

The reduction of \$ 52,680 is due to a decrease in the transfer from fund balance.

EXPENDITURES:

Salaries:

The increase of \$11,597 is mostly due to an additional authorized position. A portion of this position is paid through a federal grant.

Employer Provided Benefits:

The net increase of \$7,567 is due mainly to higher pension contributions of \$9,636 and group hospitalization insurance costs of \$7,299, which are slightly offset by a decrease in workers' compensation insurance of \$1,189.

Internal Service Charges:

The net increase of \$17,774 is due mainly to \$20,450 in legal costs. This is partially offset by a reduction of \$1,913 in mailroom charges and \$1,469 in wireless communication charges.

Other Operating Expenses:

The net reduction of \$29,457 is primarily due to a drop of \$24,860 in professional services.

Indirect Cost:

Indirect costs have decreased by \$3,471 based on the Indirect Cost Study.

EMPLOYEE CAP CHANGES:

Authorized positions increased by one.

CITY OF JACKSONVILLE, FLORIDA

JACKSONVILLE ECONOMIC DEVELOPMENT COMM

SUBFUND -- 751

	FY 10 Actual	FY 11 Budget	FY 12 Approved	Change From Prior Year	
				Percent	Dollar
REVENUE					
JAX ECONOMIC DEVELOPMENT COMMISSION					
Miscellaneous Revenue	52,913	36,500	33,300	-8.8%	-3,200
	<u>52,913</u>	<u>36,500</u>	<u>33,300</u>	<u>-8.8%</u>	<u>-3,200</u>
JACKSONVILLE CITYWIDE ACTIVITIES					
Miscellaneous Revenue	367,804	121,149	68,040	-43.8%	-53,109
Transfers From Component Units	9,189,244	8,866,911	1,428,860	-83.9%	-7,438,051
Transfers from Fund Balance	647,807	750,000	446,600	-40.5%	-303,400
	<u>10,204,855</u>	<u>9,738,060</u>	<u>1,943,500</u>	<u>-80.0%</u>	<u>-7,794,560</u>
TOTAL REVENUE	10,257,769	9,774,560	1,976,800	-79.8%	-7,797,760
EXPENDITURES					
JAX ECONOMIC DEVELOPMENT COMMISSION					
Salaries	1,230,416	1,190,021	1,213,588	2.0%	23,567
Employer Provided Benefits	317,075	305,578	354,056	15.9%	48,478
Internal Service Charges	779,396	562,923	455,763	-19.0%	-107,160
Other Operating Expenses	5,429,943	6,391,956	1,144,126	-82.1%	-5,247,830
Capital Outlay	0	2	2	0.0%	0
Grants, Aids & Contributions	199,799	183,815	183,815	0.0%	0
Indirect Cost	147,719	159,388	162,591	2.0%	3,203
Extraordinary Lapse	0	0	-1,708,093		-1,708,093
Banking Fund Debt Repayment	209,824	221,604	212,796	-4.0%	-8,808
	<u>8,314,172</u>	<u>9,015,287</u>	<u>2,018,644</u>	<u>-77.6%</u>	<u>-6,996,643</u>
JACKSONVILLE CITYWIDE ACTIVITIES					
Lapse	0	-42,239	-41,844	-0.9%	395
	<u>0</u>	<u>-42,239</u>	<u>-41,844</u>	<u>-0.9%</u>	<u>395</u>
TRANSFERS-NON DEPARTMENTAL					
Transfers to Other Funds	1,328,533	801,512	0	-100.0%	-801,512
	<u>1,328,533</u>	<u>801,512</u>	<u>0</u>	<u>-100.0%</u>	<u>-801,512</u>
TOTAL EXPENDITURES	9,642,705	9,774,560	1,976,800	-79.8%	-7,797,760
AUTHORIZED POSITION CAP					
		FY 11 Budget	FY 12 Approved	Change	
Authorized Positions		17	17		
Part-Time Hours		4,160	4,160		

CITY OF JACKSONVILLE, FLORIDA

JACKSONVILLE ECONOMIC DEVELOPMENT COMMISSION (751)

BACKGROUND:

The JEDC serves as the economic development agency for the City of Jacksonville, implementing policies that result in sustainable job growth, raising personal incomes and creating broader tax base for the community. The JEDC oversees the administration of local and state incentives, the redevelopment of Cecil Commerce Center, Downtown development and permitting, Film and Television initiatives and Sports and Entertainment programs including administration of the SMG Contract. Approval of the FY 12 budget included funding JEDC for only the first six months of year.

REVENUES:

Miscellaneous Revenue:

The decrease of \$3,200 in Jacksonville Economic Development Commission is due to lower plan review revenue for the Downtown Development Review Board.

The decrease of \$53,109 in Jacksonville Citywide is due to lower investment pool earnings.

Transfers from Component Units:

The decrease of \$7,438,051 is mainly due to the Qualified Target Industries and Recapture Enhanced Value (REV) Grant programs being moved out of this subfund and into non-departmental expenditures.

Transfers from Fund Balance:

The reduction of \$303,400 is due to a decrease in the use of fund balance.

EXPENDITURES:

Salaries:

The increase of \$23,567 is primarily due to realizing a 2% pay reduction rather than the 3% pay reduction anticipated when the FY11 Budget was adopted.

Employer Provided Benefits:

The increase of \$48,478 is mainly to due to an increase of \$49,096 in pension expenses.

Internal Service Charges:

The net decrease of \$107,160 is mainly due to reductions in ITD/Geographic Information Systems aeriels of \$109,672, ITD charges of \$13,733 and mailroom charge of \$6,157. This is partially offset by an increase in copy center of \$10,125 and OGC Legal of \$8,153.

Other Operating Expenses:

The decrease of \$5,247,830 is mainly due to the Qualified Target Industries and Recapture Enhanced Value (REV) Grant programs being moved out of this subfund and into non-departmental expenses.

Indirect Costs:

The increase of \$3,203 is due to revisions in the Indirect Cost Study conducted by MAXIMUS Consulting Services, Inc.

Extraordinary Lapse:

The reduction of \$1,708,093 represents defunding JEDC beyond March 2013.

Transfers to other Funds:

The decrease of \$801,512 represents the elimination of the transfer to the Cecil Field Trust Fund.

CITY OF JACKSONVILLE, FLORIDA

EMPLOYEE CAP CHANGES:

There are no changes to the number of authorized positions.

CITY OF JACKSONVILLE, FLORIDA

JEDC - CECIL FIELD TRUST

SUBFUND -- 759

	FY 10 Actual	FY 11 Budget	FY 12 Approved	Change From Prior Year	
				Percent	Dollar
REVENUE					
JAX ECONOMIC DEVELOPMENT COMMISSION					
Charges for Services	1,980	24,935	2,500	-90.0%	-22,435
Miscellaneous Revenue	748,117	391,274	1,244,525	218.1%	853,251
Transfers from Fund Balance	0	-500,000	0	-100.0%	500,000
	750,097	-83,791	1,247,025	-1588.3%	1,330,816
JACKSONVILLE CITYWIDE ACTIVITIES					
Miscellaneous Revenue	260,728	1,872,182	122,236	-93.5%	-1,749,946
Transfers From Component Units	0	0	578,724		578,724
Transfers from Fund Balance	67,042	-1,272,334	0	-100.0%	1,272,334
	327,770	599,848	700,960	16.9%	101,112
RECREATION & COMMUNITY SERVICES					
Miscellaneous Revenue	31,001	-199,018	70,000	-135.2%	269,018
	31,001	-199,018	70,000	-135.2%	269,018
TRANSFERS-NON DEPARTMENTAL					
Transfers From Other Funds	1,328,533	801,512	0	-100.0%	-801,512
	1,328,533	801,512	0	-100.0%	-801,512
TOTAL REVENUE	2,437,402	1,118,551	2,017,985	80.4%	899,434
EXPENDITURES					
JAX ECONOMIC DEVELOPMENT COMMISSION					
Other Operating Expenses	1,558,224	1,469,409	1,984,672	35.1%	515,263
	1,558,224	1,469,409	1,984,672	35.1%	515,263
RECREATION & COMMUNITY SERVICES					
Other Operating Expenses	5,066	-100,282	33,313	-133.2%	133,595
Capital Outlay	12,450	-250,576	0	-100.0%	250,576
	17,516	-350,858	33,313	-109.5%	384,171
TOTAL EXPENDITURES	1,575,740	1,118,551	2,017,985	80.4%	899,434
AUTHORIZED POSITION CAP					
		FY 11 Budget	FY 12 Approved	Change	

Authorized Positions
Part-Time Hours

CITY OF JACKSONVILLE, FLORIDA

CECIL FIELD TRUST FUND (759)

BACKGROUND:

Established per ordinance 98-1052, all revenues received or earned by the City from the development and operation of the Cecil Commerce Center (excluding revenues related to an interlocal agreement with the Jacksonville Aviation Authority) are deposited into this trust fund. This fund is an all year's fund.

REVENUES:

Charges for Services:

The decrease of \$22,435 is due to a reduction in the hunting, fishing, and archery permits revenues.

Miscellaneous Revenue:

The net increase of \$853,251 in the Jacksonville Economic Development Commission is mainly due to gains of \$315,826 in gain/loss sale of real property and \$256,345 in rental of city facilities.

The decrease of \$1,749,946 in Jacksonville Citywide Activities is due to a lowering in miscellaneous sales and charges of \$1,000,000 and investment pool earnings of \$749,946. The \$1,000,000 miscellaneous sales and charge decrease is a corrective entry to this "all years" fund, which removed prior year fund balance appropriations, appropriated prior year revenues and adjusted FY10 and FY11 budgeted revenues.

The increase of \$269,018 in Recreation & Community Service is due to a corrective entry to this "all years" fund, which removed prior year fund balance appropriations, appropriated prior year revenues and adjusted FY10 and FY11 budgeted revenues.

Transfers from Other Funds:

The decrease of \$801,512 in Non-Departmental is due to the elimination of the transfer from the JEDC (751) subfund.

Transfers From Component Units

The increase of \$578,724 represents a direct transfer from the general fund to support operations. The transfer from subfund 751 was eliminated.

EXPENDITURES:

Other Operating Expenses:

The net increase of \$515,263 in Jacksonville Economic Development Commission is due primarily to a corrective entry in professional services of \$316,432. Additionally, there was an increase in miscellaneous services and charges of \$161,669.

The increase of \$133,595 in Recreation & Community Services is due to a rise in professional services for Waterfront Management of \$16,671. Also, a corrective entry in professional services for Programming of \$116,924 was made to correct prior year appropriations.

Capital Outlay:

There is zero budgeted for fiscal year 2012.

EMPLOYEE CAP CHANGES:

There are no city positions in this subfund.

CITY OF JACKSONVILLE, FLORIDA



2011-2012 ANNUAL BUDGET

CITY OF JACKSONVILLE, FLORIDA

DEBT MANAGEMENT POLICIES AND PLANS

The City of Jacksonville's Debt Management Policy is a broad policy document designed to promote effective and efficient management of the City's debt program, provide a framework for the structuring and monitoring of debt issuances, and demonstrate commitment to long-term financial planning. The policies adopted herein along with the guidance and limitations included in the City's annual Capital Improvement Plan (the "CIP") and Debt Affordability Study (the "Study") are intended to ensure that future elected officials have reasonable flexibility to address emerging issues within a consistently applied framework.

The City is committed to continue the process of establishing appropriate objective guidelines and parameters for debt issuance. Guidelines that are too restrictive do not provide enough debt capacity to finance needed infrastructure. Guidelines that are not restrictive enough may result in excessive debt issuance in the near term, which will reduce future budgetary flexibility by creating an excessive debt service demand on the City's resources, contributing to a deteriorating credit position. Objective guidelines typically take the form of debt ratios.

The Study, as required by City Code Section 110.514, allows for the continual evaluate of the fiscal health and credit quality of the City's debt program, as well as providing an effective management tool for policymakers to control debt issuance. The Study summarizes the City's current debt position, compares the City's current position to relevant industry standards and similarly sized and rated cities and counties, and outlines the possible impacts of future debt issues on the City's credit position.

The City released its most recent Study in July 2011. Below are five debt service ratios as of September 30, 2010, which are summarized in the Study and monitored by the City to control its debt position. With each ratio are the "Aa" benchmarks, the City's current position and the target levels for the City to measure progress in strengthening its credit standing.

	<u>Benchmark*</u>	<u>FYE 2010</u>	<u>Target</u>
Overall net debt to estimated market value	2.38%	3.14%	2.50%
Debt per capita	\$2,516	\$3,052	\$2,600
Debt service to general fund expenditures	11.04%	9.82%	11.50%
Ten-year principal paydown	61.60%	41.28%	50.00%
Unreserved, Undesignated General Fund Balance to revenues	15.18%	8.90%	10-14%

** Moody's Investors Services, Global Credit Research Aa Cities Moody's Medians are based on 2009 or most currently available information for "Aa" rated cities with population greater than 500,000.*

[remainder of page intentionally left blank]

CITY OF JACKSONVILLE, FLORIDA

In order to fund its capital needs, the City expects to issue additional bonds for capital projects during the planning period. With the development of the operating budget and the CIP, and as the City continues to refine its 5-year financial plan, the City should have a better idea of its plan for capital funding. The table below reflects issuances and retirements for this period. Projected retirements exceed issuances for a net retirement of debt by approximately \$120.3 million. Consequently, the amount of debt is expected to decrease from \$2.86 billion in fiscal year 2011 to \$2.61 billion through fiscal year 2016.

City of Jacksonville, Florida Projected Change in Debt Outstanding General Government Non-Ad Valorem Debt (\$ in thousands)								
FYE:	2011	2012	2013	2014	2015	2016	Total 2011-2016	2016 and thereafter
Outstanding Debt, Beginning	\$2,731,111	\$2,858,559	\$2,817,734	\$2,789,571	\$2,743,503	\$2,683,571	\$2,731,111	2,610,855
Current Authorizations:								
Better Jacksonville Plan:								
BJP I - Transportation								
BJP II - Infrastructure								
Special Revenue	86,600						86,600	
State Infrastructure Bank (SIB) Loans	3,091						3,091	
Banking Fund:								
Prior CIP - General Authorizations	118,024	37,780	11,465				167,269	
Prior CIP - Stormwater Authorizations	18,061						18,061	
Banking Fund - Prior Fleet/ITD Authorizations								
Future Borrowings:								
Capital Improvement Plan - General		29,390	51,775	57,050	57,040	56,295	251,550	
Capital Improvement Plan - Stormwater			19,335	16,120	15,570	11,000	62,025	
Banking Fund - Fleet/ITD **		10,350					10,350	
Retirements	(98,328)	(118,345)	(110,738)	(119,238)	(132,542)	(140,011)	(719,202)	0
Outstanding Debt, Ending	\$2,858,559	\$2,817,734	\$2,789,571	\$2,743,503	\$2,683,571	\$2,610,855	\$2,610,855	\$2,610,855

The impact of such projected issuances and retirements on the adopted debt ratios are summarized as follows.

City of Jacksonville, Florida Effect of the New Debt Issuance on Debt Ratios Overall								
	Adopted		Projected End of Fiscal Year					
	Target	Maximum	2011	2012	2013	2014	2015	2016
Overall Debt to Estimated Full Value	2.50%	3.50%	3.48%	3.67%	3.71%	3.54%	3.33%	3.12%
Debt Service as a % of General Expenditures	11.50%	13.00%	10.72%	11.94%	12.54%	12.60%	12.33%	12.25%
⁽¹⁾ Ten Year Principal Paydown	50%	30% ⁽²⁾	41.28%	41.31%	44.21%	45.77%	47.92%	50.66%
Overall Debt Per Capita	\$2,600	\$3,150	\$3,188	\$3,126	\$3,072	\$2,992	\$2,891	\$2,774

⁽¹⁾ Debt Service as a % of General Expenditures excludes BJP debt due to its self supporting nature.

⁽²⁾ Minimum

CITY OF JACKSONVILLE, FLORIDA

The most objective indicator of how the credit market's perceive the City's ability to repay its debt are the published ratings of the national ratings services: Fitch Ratings ("Fitch"), Moody's Investors Service ("Moody's") and Standard & Poor's Ratings Services ("S&P"). The City's debt is highly rated by the rating agencies. The table below shows the City's ratings for uninsured debt for the last ten years, which demonstrates the rating agencies' stable view of the City's debt over that period.

	<u>2002</u>	<u>2003</u>	<u>2004</u>	<u>2005</u>	<u>2006</u>	<u>2007</u>	<u>2008</u>	<u>2009</u>	<u>2010</u>
<u>Moody's:</u>									
Issuer Credit Rating	Aa2 _____ ⁽¹⁾						Aa2 _____		Aa1 _____ ⁽²⁾
Covenant Bonds							Aa3 _____		Aa2 _____ ⁽²⁾
Revenue Bonds	Aa3/A2 _____						Aa3/A1 _____		Aa2/A1 _____ ⁽²⁾
BJP Infrastructure	Aa3 _____								A1 _____ ⁽²⁾
BJP Transportation	Aa3 _____								Aa2 _____ ⁽²⁾
Commercial Paper									P1 ⁽³⁾ _____
<u>Standard & Poors:</u>									
Issuer Credit Rating	AA _____ ⁽¹⁾						AA _____		
Covenant Bonds							AA- _____		
Revenue Bonds	AA-/A _____								
BJP Infrastructure	A+ _____					AA- _____			
BJP Transportation	A _____					AA- _____			
Commercial Paper					A-1+ _____				⁽³⁾
<u>Fitch:</u>									
Issuer Credit Rating	AA _____ ⁽¹⁾						AA _____		AA+ _____ ⁽²⁾
Covenant Bonds							AA- _____		AA _____ ⁽²⁾
Revenue Bonds	AA/AA- _____						AA/A+ _____		AA+/AA- _____ ⁽²⁾
BJP Infrastructure	AA _____							AA- _____	⁽²⁾
BJP Transportation	AA _____								⁽²⁾

(1) The agency previously discontinued its underlying rating for the City, but recently re-established an Issuer Credit Rating.
 (2) In fiscal year 2010, Moody's and Fitch recalibrated the City's ratings to the Global Rating Scale. Fitch subsequently issued a one notch downgrade to the Better Jacksonville Infrastructure and Transportation bond programs citing a decline in pledged revenues.
 (3) S&P withdrew the rating of the liquidity provider at the request of the liquidity provider. S&P subsequently removed the rating for the related City commercial paper. The City successfully replaced the S&P rating with the Moody's rating.

[remainder of page intentionally left blank]

CITY OF JACKSONVILLE, FLORIDA

The City's total debt service requirements to maturity for the City's general tax supported debt, including the Better Jacksonville Plan debt, total \$4.434 billion as of September 30, 2011. Some of the debt is already funded through previous deposits to debt service and reserve funds, which totaled \$313.8 million at fiscal year end.

The tables below represent total outstanding debt as a percentage of market value, total taxable property, and general revenues.

Total Non-BJP Debt			
Fiscal Year	Non-BJP Debt Outstanding	General (Non-BJP) Revenues	Percent
2007	1,122,140	1,329,062	11.84%
2008	1,150,455	1,331,356	11.57%
2009	1,275,870	1,326,134	10.39%
2010	1,408,275	1,334,069	9.47%

Total Debt (Inclusive of the Better Jacksonville Plan Debt)							
Fiscal Year	Total Debt Outstanding	Total Market Value	Percent	Total Taxable Property	Percent	Total Revenues	Percent
2007	2,326,286	70,926,829	3.28%	47,629,987	4.88%	1,385,254	16.79%
2008	2,453,999	83,838,185	2.93%	55,226,212	4.44%	1,376,641	17.83%
2009	2,514,782	91,002,440	2.76%	55,504,160	4.53%	1,370,696	18.35%
2010	2,731,111	87,706,774	3.11%	53,198,806	5.13%	1,387,350	19.69%

** The market values in this schedule have been restated to confirm with the requirements of GASB Statement 44. Prior to the change in format, real assessed values were presented net of tax exempt property. The City is not able to present data in the current format prior to 2007. For more information, please refer to the footnote in the Statistical Section of the CAFR.*

CITY OF JACKSONVILLE, FLORIDA

ANALYSIS OF BONDED INDEBTEDNESS GENERAL TAX SUPPORTED DEBT

Fiscal Year Ending September 30:	Bonds Outstanding				
	General Obligation	Supported by General Revenues and Internal Services	Total General Fund Supported	Supported by Better Jacksonville Plan Revenues	Supported by Enterprise Funds
1995	6,335,000	542,502,022 (B)	548,837,022		218,918,390
1996	4,190,000	549,685,151 (B)	553,875,151		272,606,416
1997	3,260,000	685,030,720 (1)	688,290,720	(2)	68,165,000 (2)
1998	2,785,000	702,695,720 (1)	705,480,720		66,425,000
1999	2,285,000	717,340,140 (1)	719,625,140		87,025,000
2000	1,755,000	734,865,140 (1)	736,620,140		85,100,000
2001	1,195,000	702,035,140 (1)	703,230,140	397,710,000	82,985,000
2002	605,000	892,605,140 (1)	893,210,140	395,395,000	79,670,000
2003	0	1,022,286,300 (3)	1,022,286,300	804,425,000	76,233,840
2004	0	1,044,081,300	1,044,081,300	1,095,220,000	72,108,840
2005	0	1,022,290,560	1,022,290,560	1,100,124,261	67,989,580
2006	0	1,066,040,140	1,066,040,140	1,080,130,436 (4)	63,465,000 (4)
2007	0	1,064,580,140	1,064,580,140	1,204,145,655	57,560,000
2008	0	937,050,140	937,050,140	1,303,544,235	213,405,000
2009	0	962,238,140	962,238,140	1,376,710,045	165,615,000
2010	0	1,077,290,522	1,077,290,522	1,322,835,932	330,988,169

(1) Excludes RCR Commercial Paper of \$60,000,000.

(2) Reflects deletion of water & sewer indebtedness transferred to the JEA effective 6/1/97.

(3) Includes long-term debt that refunded RCR Commercial Paper of \$60,000,000.

(4) Since 2006 this amount includes low interest rate loans through the State Infrastructure Bank (SIB).

(5) Effective FYE 2007, the market values in this schedule have been restated to conform with the requirements of GASB Statement 44 (please refer to the footnote in the Statistical Section of the CAFR for more information) Market values listed from fiscal year 2007 are not compatible to prior period data.

CITY OF JACKSONVILLE, FLORIDA

ANALYSIS OF BONDED INDEBTEDNESS GENERAL TAX SUPPORTED DEBT

<u>Combined Debt Outstanding</u>	<u>Assessed Valuation</u>	<u>Tax Supported Debt as a % Assessed Value</u>	<u>Population</u>	<u>Tax Supported Debt per Capita</u>
767,755,412	20,201,997,000	2.22%	741,508	740.16
826,481,567	21,447,954,000	2.58%	753,325	735.24
688,290,720	24,038,888,000	3.03%	762,846	902.27
705,480,720	25,741,803,879	2.93%	778,879	905.76
806,650,140	27,374,151,000	2.63%	787,525	913.78
821,720,140	29,545,454,000	2.49%	798,908	922.03
1,183,925,140	31,749,501,000	2.38%	793,898	885.79
1,368,275,140	34,176,581,000	2.81%	807,012	1,106.81
1,902,945,140	37,374,610,000	3.00%	826,951	1,236.21
2,211,410,140	40,267,179,000	2.59%	837,037	1,247.35
2,190,404,401	45,852,669,000	2.23%	859,361	1,189.59
2,209,635,576	51,951,142,000	2.05%	891,192	1,196.20
2,326,285,795	47,629,987,000 ⁽⁵⁾	2.24%	897,974	1,185.54
2,453,999,375	55,226,212,000	1.70%	904,971	1,035.45
2,504,563,185	55,504,160,000	1.73%	900,518	1,068.54
2,731,114,623	53,198,806,000	2.03%	901,271	1,195.30

CITY OF JACKSONVILLE, FLORIDA

ANALYSIS OF BONDED INDEBTEDNESS GENERAL TAX SUPPORTED DEBT

Fiscal Year Ending September 30:	Debt Service				
	General Obligation	Supported by General Revenues and Internal Services	Total General Fund Supported Debt	Supported by Better Jacksonville Plan Revenues	Supported by Enterprise Funds
1997	629,144	58,412,897	59,042,041		5,338,168
1998	628,550	66,523,096	67,151,646		5,338,238
1999	631,513	66,095,298	66,726,811		5,952,263
2000	632,900	72,184,368	72,817,268		6,319,152
2001	632,713	70,743,136	71,375,849	20,462,349	7,404,647
2002	618,613	71,371,126	71,989,739	23,134,240	7,681,991
2003	0	87,874,481	87,874,481	43,613,747	7,709,831
2004	0	93,798,060	93,798,060	67,059,262	8,140,734
2005	0	106,231,569	106,231,569	66,918,240	7,826,624
2006	0	111,315,688	111,315,688	66,883,595	8,993,919
2007	0	109,712,283	109,712,283	68,671,148	10,188,524
2008	0	104,955,619	104,955,619	87,910,024	24,822,584
2009	0	115,970,659	115,970,659	86,784,098	15,919,963
2010	0	97,426,325	97,426,325	84,974,392	28,286,175
2011	0	120,832,726	120,832,726	100,279,765	27,855,745

- (1) Since 1994, includes Transfers In (Out) from Component units.
After 2004, the data represents budgeted revenues with other years being extracted from the CAFR.
- (2) This figure is preliminary until the FY 11 CAFR is published.

CITY OF JACKSONVILLE, FLORIDA

ANALYSIS OF BONDED INDEBTEDNESS GENERAL TAX SUPPORTED DEBT

<u>Combined City Debt Service</u>	<u>General Fund Revenues</u>	<u>Debt Service as a % of (1) G/F Revenues</u>
64,380,209	533,023,000	11.07%
72,489,884	578,246,000	11.61%
72,679,074	588,586,000	11.34%
79,136,420	637,637,000	11.42%
99,242,845	642,092,000	11.12%
102,805,970	677,041,000	10.64%
139,198,059	711,553,000	12.35%
168,998,056	753,507,000	12.45%
180,976,433	788,660,000	13.47%
187,193,202	856,511,000	13.00%
188,571,955	908,138,000	12.08%
217,688,227	934,323,000	11.23%
218,674,719	959,147,000	12.09%
210,686,892	976,478,000	9.98%
248,968,236	999,743,000 (2)	12.09%

CITY OF JACKSONVILLE, FLORIDA

SCHEDULE OF DEBT SERVICE REQUIREMENTS COMPARED TO CASH IN SINKING FUND LONG-TERM OBLIGATIONS

September 30, 2011

Special Obligation Bonds Payable from Specific Revenue Other Than Ad Valorem Taxes:

- Excise Taxes Revenue Bonds, Series 1993
- Sales Taxes Revenue Bonds, Series 1996
- Local Government Sales Tax Refunding Revenue Bonds, Series 2001
- Excise Taxes Revenue Bonds, Series 2001B
- Excise Taxes Revenue Refunding and Improvement Bonds, Series 2002A
- Guaranteed Entitlement Revenue Refunding and Improvement Bonds, Series 2002
- Excise Taxes Revenue Bonds, Series 2002B
- Local Government Sales Tax Refunding and Improvement Bonds, Series 2002
- Excise Taxes Revenue Bonds, Series 2003A
- Excise Taxes Revenue Refunding Bonds, Series 2003C (AMT)
- Excise Taxes Revenue Bonds, Series 2005A
- Excise Taxes Revenue Refunding Bonds, Series 2006A
- Excise Taxes Revenue Refunding Bonds, Series 2006B (AMT)
- Excise Taxes Revenue Bonds, Taxable Series 2006C
- Excise Taxes Revenue Bonds, Taxable Series 2007
- Capital Project Revenue Bonds, Series 2008A
- Capital Project Revenue Bonds, Series 2008B
- Excise Taxes Revenue Bonds, Series 2009A
- Excise Taxes Revenue Refunding Bonds, Series 2009B
- Excise Taxes Revenue Refunding Bonds, Series 2009C (AMT)
- Special Revenue Bonds, Series 2009C-1
- Special Revenue Bonds, Taxable Series 2009C-2 (Direct Pay Build America Bonds)
- Special Revenue Bonds, Series 2010A
- Special Revenue Bonds, Series 2011A

Special Obligation Bonds Payable from Specific Revenue Source Other Than Ad Valorem:

- Transportation Revenue Bonds, Series 2001
- Better Jacksonville Sales Tax Revenue Bonds, Series 2001
- Better Jacksonville Sales Tax Revenue Bonds, Series 2003
- Better Jacksonville Sales Tax Revenue Bonds, Series 2004
- Transportation Revenue Bonds, Series 2007
- Transportation Revenue Bonds, Series 2008A
- Transportation Revenue Bonds, Series 2008B
- Better Jacksonville Sales Tax Revenue Bonds, Series 2008
- Special Revenue Bonds, Series 2009B-1A
- Special Revenue Bonds, Series 2009B-1B
- Special Revenue Bonds, Series 2010B
- Special Revenue Bonds, Series 2011B
- Better Jacksonville Sales Tax Revenue Refunding Bonds, Series 2011

CITY OF JACKSONVILLE, FLORIDA

	FY 2012 Debt Service Requirements	Total Debt Service Requirements		
		Principal Outstanding	Total Interest to Maturity	Requirements to Maturity
	\$3,335,000	\$6,278,563	\$16,346,435	\$22,624,998
	137,746	2,687,717	834,849	3,522,566
	11,922,350	65,060,000	13,513,776	78,573,776
	3,125,265	41,105,000	27,149,477	68,254,477
	7,316,362	12,700,000	840,125	13,540,125
	7,401,625	97,445,000	64,022,463	161,467,463
	4,949,841	53,210,000	23,262,396	76,472,396
	4,991,806	42,170,000	10,653,906	52,823,906
	1,576,470	15,725,000	4,660,930	20,385,930
	1,720,150	32,505,000	13,070,813	45,575,813
	2,485,293	41,785,000	27,956,432	69,741,432
	3,040,525	36,540,000	23,716,309	60,256,309
	1,823,031	9,255,000	967,644	10,222,644
	3,282,491	23,555,000	5,851,846	29,406,846
	2,898,225	39,220,000	24,077,538	63,297,538
	3,933,879	63,987,785	31,307,629	95,295,414
	4,552,424	63,987,785	40,026,827	104,014,612
	2,657,761	38,585,000	24,697,623	63,282,623
	2,357,800	16,960,000	4,003,625	20,963,625
	479,000	1,790,000	180,700	1,970,700
	2,370,625	29,215,000	10,258,350	39,473,350
	326,273	10,995,000	2,482,920	13,477,920
	2,343,569	48,000,000	43,140,759	91,140,759
	3,138,182	76,500,000	79,066,176	155,566,176
Total	<u>\$82,165,693</u>	<u>\$869,261,850</u>	<u>\$492,089,548</u>	<u>\$1,361,351,398</u>
	\$17,200,129	\$164,300,000	\$134,267,333	\$298,567,333
	7,212,513	72,456,336	58,919,469	131,375,805
	10,244,986	132,291,173	80,553,604	212,844,777
	10,180,428	139,530,802	72,796,972	212,327,774
	7,761,800	91,845,000	78,221,800	170,066,800
	8,870,926	154,535,000	87,571,608	242,106,608
	8,489,156	108,560,000	27,361,604	135,921,604
	7,903,300	99,820,000	57,034,363	156,854,363
	3,410,019	52,090,000	25,497,622	77,587,622
	2,275,225	55,925,000	39,997,881	95,922,881
	5,010,250	100,205,000	67,643,375	167,848,375
	3,396,956	86,600,000	58,374,456	144,974,456
	1,876,778	59,463,300	20,067,705	79,531,005
Total	<u>\$93,832,466</u>	<u>\$1,317,621,611</u>	<u>\$808,307,792</u>	<u>\$2,125,929,403</u>

CITY OF JACKSONVILLE, FLORIDA

SCHEDULE OF DEBT SERVICE REQUIREMENTS COMPARED TO CASH IN SINKING FUND LONG-TERM OBLIGATIONS

September 30, 2011

(Continued)

Payable from Enterprise Funds:

- Sales Taxes Revenue Bonds, Series 1996
- Capital Improvement Revenue Bonds, Series 1997
- Capital Improvement and Revenue Refunding Bonds, Series 1998
- Better Jacksonville Sales Tax Revenue Bonds, Series 2001
- Capital Improvement Revenue Bonds, Series 2002A
- Capital Improvement and Refunding Revenue Bonds, Crossover Series 2002B
- Capital Improvement and Refunding Revenue Bonds, Crossover Series 2002C
- Better Jacksonville Sales Tax Revenue Bonds, Series 2003
- Excise Taxes Revenue Refunding and Improvement Bonds, Series 2003B
- Better Jacksonville Sales Tax Revenue Bonds, Series 2004
- Excise Taxes Revenue Bonds, Series 2005A
- Capital Project Revenue Bonds, Series 2008A
- Capital Project Revenue Bonds, Series 2008B
- Excise Taxes Revenue Refunding Bonds, Series 2009B
- Excise Taxes Revenue Refunding Bonds, Series 2009C (AMT)
- Better Jacksonville Sales Tax Revenue Refunding Bonds, Series 2011

Other Long-Term Obligations:

- U.S. Government Guaranteed Note Payable, Series 1995 (Coach)
- U.S. Government Guaranteed Note Payable, Series 1996 (Sally Beauty)
- U.S. Government Guaranteed Note Payable, Series 1996-B (Hilton)
- U.S. Government Guaranteed Note Payable, Series 1997 (LaVilla)
- U.S. Government Guaranteed Note Payable, Series 1997 (Armor Holdings)
- U.S. Government Guaranteed Note Payable, Series 1997 (Hampton Inns)

Notes Payable from Other Specific Revenue Source other than Ad Valorem Taxes:

- State Infrastructure Bank Loan
- State Infrastructure Bank Loan

Notes Payable from Specific Revenue Source other than Ad Valorem Taxes:

- Special Revenue Bonds, Series 2008
- Special Revenue Bonds, Series 2009A
- Special Revenue Bonds, Series 2009C-1
- Special Revenue Bonds, Taxable Series 2009C-2 (Direct Pay Build America Bonds)
- Special Revenue Bonds, Series 2010A
- Special Revenue Bonds, Series 2010C-1
- Special Revenue Bonds, Series 2011A
- Commercial Paper

CITY OF JACKSONVILLE, FLORIDA

	FY 2012 Debt Service Requirements	Total Debt Service Requirements		
		Principal Outstanding	Total Interest to Maturity	Requirements to Maturity
	\$51,880	\$1,012,283	\$314,432	\$1,326,715
	559,825	5,760,000	2,552,101	8,312,101
	1,855,332	34,575,000	18,904,351	53,479,351
	2,396,362	24,073,662	19,576,028	43,649,690
	2,897,260	51,625,000	44,410,825	96,035,825
	3,941,938	30,320,000	7,670,219	37,990,219
	2,104,033	22,555,000	9,402,906	31,957,906
	3,403,903	43,953,827	26,763,986	70,717,813
	1,337,625	1,305,000	32,625	1,337,625
	3,382,454	46,359,198	24,186,840	70,546,038
	95,516	2,000,000	1,544,875	3,544,875
	14,265	227,215	107,400	334,615
	12,543	227,215	97,246	324,461
	1,775,750	9,190,000	1,443,500	10,633,500
	3,403,500	18,865,000	2,366,925	21,231,925
	623,562	19,756,700	6,667,586	26,424,286
Total	<u>\$27,855,748</u>	<u>\$311,805,100</u>	<u>\$166,041,845</u>	<u>\$477,846,945</u>
	\$528,140	\$1,440,000	\$148,883	\$1,588,883
	80,688	80,000	688	80,688
	293,318	1,170,000	52,871	1,222,871
	110,902	595,000	39,288	634,288
	71,892	380,000	24,569	404,569
	53,767	235,000	11,134	246,134
Total	<u>\$1,138,707</u>	<u>\$3,900,000</u>	<u>\$277,433</u>	<u>\$4,177,433</u>
	\$2,447,300	\$27,273,686	\$3,900,305	\$31,173,991
	4,000,000	35,273,301	5,019,073	40,292,374
Total	<u>\$6,447,300</u>	<u>\$62,546,987</u>	<u>\$8,919,378</u>	<u>\$71,466,365</u>
	\$4,950,564	\$51,085,000	\$23,865,478	\$74,950,478
	2,846,175	27,654,000	8,121,550	35,775,550
	4,705,475	37,570,000	12,496,863	50,066,863
	790,609	26,315,000	6,255,737	32,570,737
	2,267,863	46,945,000	21,353,537	68,298,537
	1,360,250	27,205,000	8,508,875	35,713,875
	1,306,438	32,380,000	19,470,314	51,850,314
	19,300,953	42,000,000	2,479,210	44,479,210
Total	<u>\$37,528,327</u>	<u>\$291,154,000</u>	<u>\$102,551,564</u>	<u>\$393,705,564</u>
Grant Total	<u><u>\$248,968,241</u></u>	<u><u>\$2,856,289,548</u></u>	<u><u>\$1,578,187,560</u></u>	<u><u>\$4,434,477,108</u></u>

CITY OF JACKSONVILLE, FLORIDA

DEBT SERVICE REQUIREMENTS TO MATURITY - SPECIAL OBLIGATION BONDS PAYABLE FROM SPECIFIC REVENUE SOURCES OTHER THAN AD VALOREM TAXES

September 30, 2011

Purpose:	Development of Third Terminal For Operation By the Jacksonville Port Authority		River City Renaissance Projects		To Refund a Portion of Sales Tax Revenue Bonds Series 1995 & 1996	
Fiscal Year	Excise Taxes Revenue Bonds, Series 1993		Sales Tax Revenue Bonds, Series 1996		Local Government Sales Tax Refunding Revenue Bonds, Series 2001	
	Principal	Interest	Principal	Interest	Principal	Interest
2012	\$ 1,061,197	\$ 2,273,803		\$ 137,746	\$ 8,580,000	\$ 3,342,350
2013	1,352,429	3,167,570		137,746	9,050,000	2,857,525
2014	1,313,363	3,401,636		137,746	9,545,000	2,346,162
2015	1,288,056	3,631,944		137,746	10,075,000	1,806,613
2016	1,263,518	3,871,482	\$ 624,713	121,737	6,405,000	1,353,413
2017			653,769	88,976	6,760,000	991,375
2018			686,457	54,633	7,125,000	609,538
2019			722,778	18,521	7,520,000	206,800
2020						
2021						
2022						
2023						
2024						
2025						
2026						
2027						
2028						
2029						
2030						
2031						
2032						
2033						
2034						
2035						
2036						
	<u>\$6,278,563</u>	<u>\$16,346,435</u>	<u>\$2,687,718</u>	<u>\$834,849</u>	<u>\$65,060,000</u>	<u>\$13,513,776</u>

Interest Rates: 6.250 - 6.300% 5.125% 5.500%

CITY OF JACKSONVILLE, FLORIDA

DEBT SERVICE REQUIREMENTS TO MATURITY - SPECIAL OBLIGATION BONDS PAYABLE FROM SPECIFIC REVENUE SOURCES OTHER THAN AD VALOREM TAXES

September 30, 2011

Fiscal Year	To Fund a Redevelopment Agreement for the Riverfront Development of the Jacksonville Shipyards		To Refund Excise Taxes Revenue Refunding Bonds, Series 1992 and Animal Care and Control Facility		To Refund Guaranteed Entitlement Rev Refunding Bonds, Series 1992A and Various Other Projects	
	Excise Taxes Revenue Bonds, Series 2001B		Excise Taxes Revenue Refunding and Improvement Bonds, Series 2002A		Guaranteed Entitlement Revenue Refunding and Improvement Bonds, Series 2002	
	Principal	Interest	Principal	Interest	Principal	Interest
2012	\$ 1,080,000	\$ 2,045,265	\$ 6,805,000	\$ 511,362	\$ 2,580,000	\$ 4,821,625
2013	1,130,000	1,996,080	2,865,000	245,438	2,680,000	4,718,038
2014	1,180,000	1,943,515	3,030,000	83,325	2,785,000	4,608,737
2015	1,235,000	1,887,353			2,895,000	4,493,328
2016	1,290,000	1,827,370			3015000	4352591
2017	1,355,000	1,763,212			3,180,000	4,186,100
2018	1,420,000	1,694,515			3,350,000	4,010,606
2019	1,490,000	1,621,765			3,530,000	3,825,706
2020	1,565,000	1,544,608			3,720,000	3,630,863
2021	1,645,000	1,462,547			3,920,000	3,425,537
2022	1,730,000	1,376,062			4,130,000	3,216,938
2023	1,815,000	1,285,222			4,335,000	3,005,312
2024	1,910,000	1,189,769			4,555,000	2,783,063
2025	2,010,000	1,089,319			4,780,000	2,549,687
2026	2,110,000	983,744			5,020,000	2,304,688
2027	2,220,000	872,787			5,270,000	2,047,438
2028	2,335,000	756,066			5,535,000	1,777,313
2029	2,450,000	633,450			5,810,000	1,491,375
2030	2,580,000	504,556			6,105,000	1,188,506
2031	2,710,000	369,000			6,415,000	869,756
2032	2,850,000	226,525			6,745,000	534,206
2033	2,995,000	76,747			7,090,000	181,050
2034						
2035						
2036						
	<u>\$41,105,000</u>	<u>\$27,149,477</u>	<u>\$12,700,000</u>	<u>\$840,125</u>	<u>\$97,445,000</u>	<u>\$64,022,463</u>

**Interest
Rates:**

4.400 - 5.125%

5.500%

3.875 - 5.375%

CITY OF JACKSONVILLE, FLORIDA

DEBT SERVICE REQUIREMENTS TO MATURITY - SPECIAL OBLIGATION BONDS PAYABLE FROM SPECIFIC REVENUE SOURCES OTHER THAN AD VALOREM TAXES

September 30, 2011

Purpose:	To Fund a Grant to Shands Jacksonville Medical Center, Inc		To Refund Commercial Paper Notes and to Fund Library System Improvements		To Fund City-Wide Capital Improvement Projects	
Fiscal Year	Excise Taxes Revenue Bonds Series 2002B		Local Government Sales Tax Refunding and Improvement Revenue Bonds, Series 2002		Excise Taxes Revenue Bonds Series 2003A	
	Principal	Interest	Principal	Interest	Principal	Interest
2012	\$ 2,400,000	\$ 2,549,841	\$ 2,950,000	\$ 2,041,806	\$ 960,000	\$ 616,470
2013	2,495,000	2,451,941	3,065,000	1,922,975	990,000	583,545
2014	2,595,000	2,346,898	3,195,000	1,797,775	1,025,000	547,770
2015	2,705,000	2,230,891	3,315,000	1,652,013	1,065,000	509,618
2016	2,825,000	2,106,466	6,845,000	1,387,803	1,105,000	468,920
2017	2,955,000	1,965,238	7,210,000	1,015,438	1,145,000	425,598
2018	3,110,000	1,804,638	7,595,000	624,403	1,190,000	379,470
2019	3,275,000	1,634,629	7,995,000	211,694	1,235,000	330,353
2020	3,450,000	1,454,835			1,285,000	278,050
2021	3,635,000	1,264,426			1,340,000	222,590
2022	3,830,000	1,076,730			1,400,000	163,490
2023	4,010,000	891,488			1,460,000	100,745
2024	4,200,000	691,250			1,525,000	34,313
2025	4,410,000	476,000				
2026	4,630,000	250,000				
2027	2,685,000	67,125				
2028						
2029						
2030						
2031						
2032						
2033						
2034						
2035						
2036						
	<u>\$53,210,000</u>	<u>\$23,262,396</u>	<u>\$42,170,000</u>	<u>\$10,653,906</u>	<u>\$15,725,000</u>	<u>\$4,660,930</u>

Interest

Rates: 4.000 - 5.375% 3.750 - 5.375% 3.250 - 4.500%

CITY OF JACKSONVILLE, FLORIDA

DEBT SERVICE REQUIREMENTS TO MATURITY - SPECIAL OBLIGATION BONDS PAYABLE FROM SPECIFIC REVENUE SOURCES OTHER THAN AD VALOREM TAXES

September 30, 2011

Fiscal Year	To Refund Excise Taxes Revenue Bonds, Series 1993 (AMT)		To Fund City-Wide Capital Improvements and River City Marketplace Road and Utility Improvements		To Refund the Sunshine State Governmental Finance Commission Bonds, Series 1995A and various Capital Improvements	
	Excise Taxes Revenue Refunding Bonds, Series 2003C (AMT)		Excise Taxes Revenue Bonds Series 2005A		Excise Taxes Revenue Refunding Bonds Series 2006A	
	Principal	Interest	Principal	Interest	Principal	Interest
2012	\$ 15,000	\$ 1,705,150	\$ 545,000	\$ 1,940,293	\$ 1,370,000	\$ 1,670,525
2013	20,000	1,704,450	565,000	1,919,822	1,420,000	1,622,556
2014	20,000	1,703,638	585,000	1,898,259	1,465,000	1,571,153
2015	20,000	1,702,813	605,000	1,875,190	1,520,000	1,516,100
2016	20,000	1,701,963	630,000	1,850,490	1,575,000	1,456,100
2017	5,380,000	1,560,300	655,000	1,824,790		1,424,600
2018	5,895,000	1,264,331	685,000	1,797,562		1,424,600
2019	6,445,000	940,406	710,000	1,768,347		1,424,600
2020	7,030,000	586,688	740,000	1,737,534		1,424,600
2021	7,660,000	201,075	2,420,278	1,670,378	1,660,000	1,383,100
2022			2,525,403	1,555,812	1,740,000	1,298,100
2023			2,649,553	1,426,438	1,830,000	1,208,850
2024			2,783,053	1,290,623	1,920,000	1,115,100
2025			2,921,553	1,157,108	2,015,000	1,016,725
2026			3,050,379	1,016,969	2,115,000	913,475
2027			3,203,229	860,629	2,225,000	810,538
2028			3,360,754	704,932	2,325,000	708,163
2029			2,398,279	574,364	2,430,000	601,175
2030			2,505,804	460,447	2,535,000	483,125
2031			2,622,680	341,851	2,665,000	353,125
2032			2,744,230	212,596	2,795,000	216,625
2033			2,879,805	71,995	2,935,000	73,375
2034						
2035						
2036						
	<u>\$32,505,000</u>	<u>\$13,070,813</u>	<u>\$41,785,000</u>	<u>\$27,956,432</u>	<u>\$36,540,000</u>	<u>\$23,716,309</u>

Interest

Rates: 4.000 - 5.250% 3.625 - 5.000% 3.375 - 5.000%

CITY OF JACKSONVILLE, FLORIDA

DEBT SERVICE REQUIREMENTS TO MATURITY - SPECIAL OBLIGATION BONDS PAYABLE FROM SPECIFIC REVENUE SOURCES OTHER THAN AD VALOREM TAXES

September 30, 2011

Purpose:	To Refund the Sunshine State Governmental Finance Commission Bonds, Series 1995B (AMT)		To Fund the Renovation of the Carling, Ed Ball and Laura Street Trio, and Dredging of Privately Owned Canals		To Fund City-Wide Capital Improvements	
Fiscal Year	Excise Taxes Revenue Refunding Bonds Series 2006B (AMT)		Excise Taxes Revenue Bonds Taxable Series 2006C		Excise Taxes Revenue Bonds Taxable Series 2007	
	Principal	Interest	Principal	Interest	Principal	Interest
2012	\$ 1,490,000	\$ 333,031	\$ 2,135,000	\$ 1,147,491	\$ 1,105,000	\$ 1,793,225
2013	1,830,000	271,713	2,240,000	1,039,733	1,145,000	1,751,088
2014	1,895,000	199,500	2,350,000	924,849	1,190,000	1,707,250
2015	1,975,000	122,100	2,470,000	803,138	1,235,000	1,658,750
2016	2,065,000	41,300	2,590,000	674,990	1,285,000	1,608,350
2017			2,725,000	539,574	1,335,000	1,555,950
2018			2,865,000	395,753	1,390,000	1,501,450
2019			3,010,000	243,584	1,445,000	1,444,750
2020			3,170,000	82,737	1,505,000	1,385,750
2021					1,560,000	1,316,650
2022					1,640,000	1,236,650
2023					1,720,000	1,152,650
2024					1,810,000	1,064,400
2025					1,900,000	971,650
2026					1,995,000	874,275
2027					2,095,000	772,025
2028					2,200,000	664,650
2029					2,310,000	557,675
2030					2,410,000	451,475
2031					2,520,000	334,250
2032					2,645,000	205,125
2033					2,780,000	69,500
2034						
2035						
2036						
	<u>\$9,255,000</u>	<u>\$967,644</u>	<u>\$23,555,000</u>	<u>\$5,851,846</u>	<u>\$39,220,000</u>	<u>\$24,077,538</u>

Interest Rates:	3.625 - 4.000%	(Taxable) 4.880 - 5.220%	3.500 - 5.000%
------------------------	----------------	-----------------------------	----------------

CITY OF JACKSONVILLE, FLORIDA

DEBT SERVICE REQUIREMENTS TO MATURITY - SPECIAL OBLIGATION BONDS PAYABLE FROM SPECIFIC REVENUE SOURCES OTHER THAN AD VALOREM TAXES

September 30, 2011

Fiscal Year	To Paritally Refund the Capital Projects Revenue Bonds, Series 1997-1, 1997-2, 1997-3 and 2002-1		To Paritally Refund the Capital Projects Revenue Bonds, Series 1997-1, 1997-2, 1997-3 and 2002-1		To Fund City-Wide Capital Improvements	
	Capital Projects Revenue Refunding Bonds Series 2008A		Capital Projects Revenue Refunding Bonds Series 2008B		Excise Taxes Revenue Bonds Series 2009A	
	Principal	Interest	Principal	Interest	Principal	Interest
2012	\$ 1,713,609	\$ 2,220,269	\$ 1,713,609	\$ 2,838,815	\$ 1,020,000	\$ 1,637,761
2013	1,300,151	2,166,887	1,300,151	2,770,546	1,050,000	1,606,711
2014	1,613,981	2,110,545	1,613,981	2,698,498	1,080,000	1,574,761
2015	1,688,702	2,050,855	1,688,702	2,622,171	1,115,000	1,541,836
2016	1,773,386	1,993,623	1,773,386	2,548,997	1,150,000	1,507,861
2017	2,067,290	1,915,708	2,067,290	2,449,355	1,170,000	1,473,061
2018	1,952,718	1,846,100	1,952,718	2,360,347	1,215,000	1,436,071
2019	1,843,126	1,780,395	1,843,126	2,276,329	1,255,000	1,395,453
2020	2,142,012	1,709,932	2,142,012	2,186,234	1,300,000	1,350,025
2021	2,241,640	1,626,043	2,241,640	2,078,956	1,345,000	1,293,869
2022	2,356,213	1,542,789	2,356,213	1,972,497	1,410,000	1,229,213
2023	2,630,191	1,450,280	2,630,191	1,854,203	1,460,000	1,159,963
2024	2,585,358	1,362,133	2,585,358	1,741,495	1,550,000	1,087,288
2025	2,565,432	1,267,364	2,565,432	1,620,305	1,620,000	1,018,713
2026	2,844,392	1,167,270	2,844,392	1,492,313	1,685,000	945,609
2027	2,978,891	1,061,984	2,978,891	1,357,681	1,765,000	863,219
2028	3,123,352	954,184	3,123,352	1,219,839	1,835,000	782,538
2029	3,367,441	832,852	3,367,441	1,064,684	1,910,000	696,966
2030	3,347,516	714,038	3,347,516	912,756	2,005,000	601,763
2031	3,601,568	587,011	3,601,568	750,323	2,115,000	502,906
2032	3,775,918	454,778	3,775,918	581,235	2,220,000	399,950
2033	3,960,231	313,611	3,960,231	400,721	2,325,000	292,006
2034	4,169,450	166,307	4,169,450	212,360	2,435,000	178,956
2035	4,345,216	12,670	4,345,216	16,169	2,550,000	121,125
2036						
	<u>\$63,987,785</u>	<u>\$31,307,629</u>	<u>\$63,987,785</u>	<u>\$40,026,827</u>	<u>\$38,585,000</u>	<u>\$24,697,622</u>

**Interest
Rates:**

Variable Rate

2.890%

3.000 - 5.000%

CITY OF JACKSONVILLE, FLORIDA

DEBT SERVICE REQUIREMENTS TO MATURITY - SPECIAL OBLIGATION BONDS PAYABLE FROM SPECIFIC REVENUE SOURCES OTHER THAN AD VALOREM TAXES

September 30, 2011

Purpose:	To Refund the Excise Taxes Revenue Bonds, Series 1996A and the Excise Taxes Revenue Bonds, Series 1999A		To Refund the Excise Taxes Revenue Bonds, Series 1999B		To Fund the Acquisition and Construction of Various Capital Improvement Projects	
Fiscal Year	Excise Taxes Revenue Refunding Bonds Series 2009B		Excise Taxes Revenue Refunding Bonds Series 2009C (AMT)		Special Revenue Bonds Series 2009C-1	
	Principal	Interest	Principal	Interest	Principal	Interest
2012	\$ 1,595,000	\$ 762,800	\$ 420,000	\$ 59,000	\$ 1,165,000	\$ 1,205,625
2013	1,640,000	711,950	365,000	47,225	3,020,000	1,127,750
2014	1,695,000	643,875	295,000	35,075	3,115,000	1,005,050
2015	1,780,000	557,000	275,000	22,900	3,220,000	862,250
2016	1,865,000	465,875	240,000	12,600	3,360,000	697,750
2017	1,965,000	370,125	195,000	3,900		613,750
2018	2,035,000	270,125				613,750
2019	2,140,000	165,750				613,750
2020	2,245,000	56,125				613,750
2021						613,750
2022						613,750
2023					2,840,000	561,450
2024					2,925,000	459,475
2025					3,005,000	356,425
2026					3,090,000	225,800
2027					3,475,000	74,275
2028						
2029						
2030						
2031						
2032						
2033						
2034						
2035						
2036						
	<u>\$16,960,000</u>	<u>\$4,003,625</u>	<u>\$1,790,000</u>	<u>\$180,700</u>	<u>\$29,215,000</u>	<u>\$10,258,350</u>

Interest Rates:	4.000 - 5.000%	3.000 - 5.000%	3.000 - 5.000%
------------------------	----------------	----------------	----------------

CITY OF JACKSONVILLE, FLORIDA

DEBT SERVICE REQUIREMENTS TO MATURITY - SPECIAL OBLIGATION BONDS PAYABLE FROM SPECIFIC REVENUE SOURCES OTHER THAN AD VALOREM TAXES

September 30, 2011

To Fund the Acquisition and Construction of Various Capital Improvement Projects			To Fund the Acquisition and Construction of Various Capital Improvement Projects		
Fiscal Year	Special Revenue Bonds Taxable Series 2009C-2 (Direct Pay Build America Bonds)		Special Revenue Bonds Series 2010A		
	Principal	Interest	Principal	Interest	
2012		\$ 326,273		\$ 2,343,569	
2013		326,273	\$ 943,000	2,319,994	
2014		326,273	970,000	2,272,169	
2015		326,273	998,000	2,222,969	
2016		326,273	1,026,000	2,172,369	
2017	\$ 3,780,000	274,184	1,059,000	2,120,244	
2018	1,375,000	202,255	1,097,000	2,066,344	
2019	1,420,000	161,231	1,136,000	2,010,519	
2020	1,450,000	117,710	1,175,000	1,952,744	
2021	1,475,000	71,932	1,219,000	1,892,894	
2022	1,495,000	24,245	1,263,000	1,830,844	
2023			1,312,000	1,766,469	
2024			1,367,000	1,711,455	
2025			1,428,000	1,665,144	
2026			1,494,000	1,614,901	
2027			1,566,000	1,549,606	
2028			1,643,000	1,469,381	
2029			1,726,000	1,385,156	
2030			1,814,000	1,296,656	
2031			1,909,000	1,203,581	
2032			1,820,000	1,110,356	
2033			1,910,000	1,017,106	
2034			2,005,000	919,231	
2035			2,105,000	816,481	
2036			2,210,000	708,606	
2037			2,320,000	595,356	
2038			2,435,000	474,959	
2039			2,560,000	346,963	
2040			2,680,000	212,688	
2041			2,810,000	72,006	
	<u>\$10,995,000</u>	<u>\$2,482,920</u>	<u>\$48,000,000</u>	<u>\$43,140,759</u>	

Interest

(Taxable)

Rates:

4.240 - 4.990%

3.250 - 5.000%

(2.756 - 3.244% net of subsidy)

CITY OF JACKSONVILLE, FLORIDA

DEBT SERVICE REQUIREMENTS TO MATURITY - SPECIAL OBLIGATION BONDS PAYABLE FROM SPECIFIC REVENUE SOURCES OTHER THAN AD VALOREM TAXES

September 30, 2011

To Fund a Portion of
the Courthouse

Fiscal Year	Special Revenue Bonds Series 2011A		Total Principal and Interest
	Principal	Interest	
2012		\$ 3,138,182	\$ 82,165,693
2013		3,882,288	81,815,573
2014		3,882,288	82,323,070
2015	\$ 500,000	3,869,788	79,772,097
2016	740,000	3,838,788	79,853,115
2017	990,000	3,795,538	77,004,365
2018	1,535,000	3,732,413	74,562,797
2019	1,610,000	3,653,788	74,353,398
2020	1,695,000	3,571,163	58,297,370
2021	1,775,000	3,484,413	56,145,717
2022	1,865,000	3,393,413	48,271,361
2023	1,960,000	3,297,788	49,812,792
2024	2,055,000	3,197,413	49,498,545
2025	2,155,000	3,092,163	47,656,020
2026	2,265,000	2,981,663	47,913,870
2027	2,380,000	2,862,563	46,041,879
2028	2,505,000	2,734,331	39,756,854
2029	2,635,000	2,599,406	38,841,265
2030	2,770,000	2,457,525	38,490,683
2031	2,920,000	2,308,163	38,699,782
2032	3,070,000	2,150,925	38,533,388
2033	3,230,000	1,985,550	38,546,928
2034	3,405,000	1,811,381	19,472,136
2035	3,580,000	1,632,500	19,524,377
2036	3,760,000	1,449,000	8,127,606
2037	3,945,000	1,256,375	8,116,731
2038	4,190,000	1,053,000	8,152,959
2039	4,400,000	838,250	8,145,213
2040	4,620,000	612,750	8,125,438
2041	4,850,000	376,000	8,108,006
2042	5,095,000	127,375	5,222,375
	<u>\$76,500,000</u>	<u>\$79,066,176</u>	<u>\$1,361,351,400</u>

**Interest
Rates:**

3.000 - 5.250%

CITY OF JACKSONVILLE, FLORIDA

DEBT SERVICE REQUIREMENTS TO MATURITY - SPECIAL OBLIGATION BONDS PAYABLE FROM SPECIFIC REVENUE SOURCES OTHER THAN AD VALOREM - BETTER JACKSONVILLE PLAN

September 30, 2011

Purpose:	Better Jacksonville Transportation Projects		Better Jacksonville Infrastructure Projects		Better Jacksonville Infrastructure Projects	
Fiscal Year	Transportation Revenue Bonds Series 2001		Better Jacksonville Sales Tax Revenue Bonds Series 2001		Better Jacksonville Sales Tax Revenue Bonds Series 2003	
	Principal	Interest	Principal	Interest	Principal	Interest
2012	\$ 9,080,000	\$ 8,120,129	\$ 3,681,740	\$ 3,530,773	\$ 3,839,368	\$ 6,405,618
2013		7,902,519		3,438,730	3,974,477	6,263,908
2014		7,902,519		3,438,730	4,120,846	6,111,090
2015		7,902,519		3,438,730	4,278,474	5,947,225
2016		7,902,519		3,438,730	4,451,114	5,744,813
2017		7,902,519		3,438,730	4,683,803	5,505,022
2018		7,902,519		3,438,730	4,927,751	5,252,718
2019		7,902,519		3,438,730	5,186,712	5,001,020
2020		7,902,519		3,438,730	5,434,413	4,736,022
2021		7,902,518		3,438,730	5,719,644	4,443,228
2022	3,415,000	7,815,009		3,438,730	6,016,135	4,135,164
2023	3,625,000	7,636,875		3,438,730	6,335,144	3,818,862
2024	10,980,000	7,271,750		3,438,730	6,650,400	3,495,997
2025	11,520,000	6,709,250	7,205,851	3,258,584	6,980,668	3,156,993
2026	12,090,000	6,119,000	7,566,144	2,889,284	7,329,702	2,799,537
2027	12,685,000	5,499,625	7,941,449	2,501,594	7,693,748	2,424,670
2028	13,315,000	4,832,981	8,339,272	2,094,576	8,076,558	2,031,177
2029	20,260,000	3,951,638	8,755,860	1,667,198	8,481,887	1,617,564
2030	21,325,000	2,860,031	9,194,967	1,218,427	8,905,982	1,182,867
2031	22,440,000	1,739,250	19,771,055	494,276	19,204,344	480,109
2032	23,565,000	589,125				
2033						
2034						
2035						
2036						
2037						
2038						
2039						
	<u>\$ 164,300,000</u>	<u>\$ 134,267,333</u>	<u>\$ 72,456,336</u>	<u>\$ 58,919,469</u>	<u>\$ 132,291,174</u>	<u>\$ 80,553,604</u>

Interest

Rates: 4.400 - 5.250% 5.000% 3.500 - 5.250%

CITY OF JACKSONVILLE, FLORIDA

DEBT SERVICE REQUIREMENTS TO MATURITY - SPECIAL OBLIGATION BONDS PAYABLE FROM SPECIFIC REVENUE SOURCES OTHER THAN AD VALOREM - BETTER JACKSONVILLE PLAN

September 30, 2011

Fiscal Year	Better Jacksonville Infrastructure Projects		Better Jacksonville Transportation Projects		To Refund the Transportation Revenue Bonds, Series 2003A & Series 2003B (Auction Rate Securities)	
	Better Jacksonville Sales Tax Revenue Bonds Series 2004		Transportation Revenue Bonds Series 2007		Transportation Revenue Bonds Series 2008A	
	Principal	Interest	Principal	Interest	Principal	Interest
2012	\$ 4,462,374	\$ 5,718,054	\$ 3,300,000	\$ 4,461,800	\$ 2,700,000	\$ 6,170,926
2013	4,582,471	5,587,959	3,465,000	4,310,000		6,145,109
2014	4,721,334	5,442,501	3,600,000	4,150,700	1,350,000	6,094,962
2015	4,875,209	5,283,510	3,780,000	3,966,200	11,250,000	5,672,581
2016	5,036,590	5,113,100	3,970,000	3,772,450	11,875,000	5,208,174
2017	5,216,736	4,930,407	4,170,000	3,568,950	11,450,000	4,729,230
2018	5,408,142	4,727,691		3,464,700		4,691,142
2019	5,622,065	4,507,086		3,464,700		4,691,142
2020	5,847,248	4,277,700		3,464,700		4,691,142
2021	6,079,937	4,039,156		3,464,700		4,691,142
2022	6,327,638	3,787,050		3,464,700		4,691,142
2023	6,582,845	3,516,657		3,464,700		4,691,142
2024	6,864,324	3,230,905		3,464,700		4,691,142
2025	7,153,309	2,924,088		3,464,700	10,460,000	4,302,597
2026	7,476,071	2,590,255		3,464,700	11,005,000	3,859,012
2027	7,825,104	2,236,415	4,375,000	3,355,325	11,560,000	3,392,999
2028	8,189,150	1,866,086	4,595,000	3,131,075	12,155,000	2,910,881
2029	8,564,455	1,484,011	4,825,000	2,895,575	12,770,000	2,388,253
2030	8,947,265	1,089,998	5,065,000	2,648,325	13,430,000	1,846,905
2031	19,748,536	444,342	5,320,000	2,395,350	14,110,000	1,278,103
2032			5,575,000	2,129,625	14,830,000	682,023
2033			5,850,000	1,844,000	15,590,000	51,860
2034			6,145,000	1,544,125		
2035			6,450,000	1,229,250		
2036			6,775,000	898,625		
2037			7,115,000	551,375		
2038			7,470,000	186,750		
2039						
	<u>\$ 139,530,802</u>	<u>\$ 72,796,972</u>	<u>\$ 91,845,000</u>	<u>\$ 78,221,800</u>	<u>\$ 154,535,000</u>	<u>\$ 87,571,608</u>

Interest

Rates:

2.750 - 4.625%

4.000 - 5.000%

Variable Rate

CITY OF JACKSONVILLE, FLORIDA

DEBT SERVICE REQUIREMENTS TO MATURITY - SPECIAL OBLIGATION BONDS PAYABLE FROM SPECIFIC REVENUE SOURCES OTHER THAN AD VALOREM - BETTER JACKSONVILLE PLAN

September 30, 2011

Purpose:	To Refund the Transportation Revenue Bonds, Series 2003 & Series 2004A (Auction Rate Securities)		Better Jacksonville Infrastructure Projects		Better Jacksonville Infrastructure Projects	
Fiscal Year	Transportation Revenue Bonds Series 2008B		Better Jacksonville Sales Tax Revenue Bonds Series 2008		Special Revenue Bonds Series 2009B-1A	
	Principal	Interest	Principal	Interest	Principal	Interest
2012	\$ 5,160,000	\$ 3,329,156	\$ 3,105,000	\$ 4,798,300	\$ 1,000,000	\$ 2,410,019
2013	4,680,000	3,169,178	3,230,000	4,671,600	1,500,000	2,377,519
2014	5,615,000	2,992,079	3,355,000	4,539,900	1,875,000	2,313,769
2015	5,695,000	2,810,174	3,490,000	4,385,550	1,950,000	2,223,769
2016	5,955,000	2,627,564	3,665,000	4,206,675	2,050,000	2,124,719
2017	8,915,000	2,343,123	3,850,000	4,018,800	2,155,000	2,031,319
2018	8,990,000	2,055,837	4,040,000	3,821,550	2,240,000	1,954,619
2019	9,285,000	1,759,696	4,245,000	3,614,425	2,305,000	1,863,394
2020	9,310,000	1,465,984	4,455,000	3,396,925	2,420,000	1,745,269
2021	9,730,000	1,152,002	4,680,000	3,168,550	2,545,000	1,633,869
2022	4,430,000	996,409	4,915,000	2,928,675	2,640,000	1,516,969
2023	4,695,000	846,968	5,160,000	2,676,800	4,600,000	1,335,969
2024	4,780,000	696,204	5,415,000	2,412,425	7,005,000	1,046,219
2025	4,965,000	536,051	5,685,000	2,134,925	7,980,000	677,969
2026	5,210,000	370,090	5,970,000	1,843,550	9,825,000	242,234
2027	5,460,000	196,146	6,270,000	1,537,550		
2028	5,685,000	14,942	6,585,000	1,224,406		
2029			6,895,000	904,256		
2030			7,225,000	559,875		
2031			7,585,000	189,626		
2032						
2033						
2034						
2035						
2036						
2037						
2038						
2039						
	<u>\$ 108,560,000</u>	<u>\$ 27,361,604</u>	<u>\$ 99,820,000</u>	<u>\$ 57,034,363</u>	<u>\$ 52,090,000</u>	<u>\$ 25,497,622</u>

Interest

Rates: Variable Rate 4.000 - 5.000% 2.000 - 5.000%

CITY OF JACKSONVILLE, FLORIDA

DEBT SERVICE REQUIREMENTS TO MATURITY - SPECIAL OBLIGATION BONDS PAYABLE FROM SPECIFIC REVENUE SOURCES OTHER THAN AD VALOREM - BETTER JACKSONVILLE PLAN

September 30, 2011

Fiscal Year	Better Jacksonville Infrastructure Projects		Better Jacksonville Infrastructure Projects		Better Jacksonville Infrastructure Projects	
	Special Revenue Bonds Taxable Series 2009B-1B (Direct Pay Build America Bonds)		Special Revenue Bonds Series 2010B		Special Revenue Bonds Series 2011B	
	Principal	Interest	Principal	Interest	Principal	Interest
2012		\$ 2,275,225		\$ 5,010,250		\$ 3,396,956
2013		2,275,225		5,010,250		4,306,000
2014		2,275,225		5,010,250	\$ 650,000	4,296,250
2015		2,275,225		5,010,250	1,100,000	4,264,500
2016		2,275,225		5,010,250	2,200,000	4,187,500
2017		2,275,225		5,010,250	2,425,000	4,071,875
2018		2,275,225		5,010,250	4,500,000	3,898,750
2019		2,275,225	\$ 7,705,000	4,817,625	100,000	3,783,750
2020		2,275,225	7,705,000	4,432,375	1,500,000	3,743,750
2021		2,275,225	7,705,000	4,047,125	4,000,000	3,606,250
2022		2,275,225	7,705,000	3,661,875	5,250,000	3,375,000
2023		2,275,225	7,705,000	3,276,625	6,130,000	3,090,500
2024		2,275,225	7,710,000	2,891,250	6,375,000	2,777,875
2025		2,275,225	7,710,000	2,505,750	6,630,000	2,452,750
2026		2,275,225	7,710,000	2,120,250	6,895,000	2,114,625
2027	\$ 10,310,000	2,065,501	7,710,000	1,734,750	7,170,000	1,763,000
2028	10,730,000	1,637,511	7,710,000	1,349,250	7,460,000	1,397,250
2029	11,170,000	1,192,027	7,710,000	963,750	7,755,000	1,016,875
2030	11,620,000	728,438	7,710,000	578,250	8,070,000	621,250
2031	12,095,000	246,033	7,710,000	192,750	8,390,000	209,750
2032						
2033						
2034						
2035						
2036						
2037						
2038						
2039						
	<u>\$ 55,925,000</u>	<u>\$ 39,997,881</u>	<u>\$ 100,205,000</u>	<u>\$ 67,643,375</u>	<u>\$ 86,600,000</u>	<u>\$ 58,374,456</u>

Interest Rates:	(Taxable) 6.259% (4.068% net of subsidy)	5.000%	3.000 - 5.000%
------------------------	--	--------	----------------

CITY OF JACKSONVILLE, FLORIDA

DEBT SERVICE REQUIREMENTS TO MATURITY - SPECIAL OBLIGATION BONDS PAYABLE FROM SPECIFIC REVENUE SOURCES OTHER THAN AD VALOREM - BETTER JACKSONVILLE PLAN

September 30, 2011

To Paritally Refund the Better Jacksonville Sales Tax Revenue Bonds Series 2001			
Better Jacksonville Sales Tax Revenue Refunding Bonds Series 2011			Total Principal and Interest
Fiscal Year	Principal	Interest	
2012		\$ 1,876,778	\$ 93,832,465
2013	\$ 3,940,700	2,674,007	83,504,652
2014	4,019,600	2,573,349	86,448,103
2015	4,143,400	2,429,230	96,171,545
2016	4,308,500	2,238,650	97,361,573
2017	4,522,500	2,022,210	99,235,698
2018	4,740,100	1,794,980	85,134,703
2019	4,976,500	718,752	87,263,340
2020	5,216,700	1,308,635	88,767,336
2021	5,475,700	1,042,873	90,840,649
2022	5,749,700	762,238	89,296,658
2023	6,034,800	467,625	91,404,467
2024	6,335,100	158,378	99,965,623
2025			110,688,711
2026			111,764,678
2027			115,707,876
2028			115,330,114
2029			115,268,347
2030			114,827,579
2031			144,043,525
2032			47,370,773
2033			23,335,860
2034			7,689,125
2035			7,679,250
2036			7,673,625
2037			7,666,375
2038			7,656,750
2039			0
	\$ 59,463,300	\$ 20,067,705	\$ 2,125,929,403

Interest

Rates: 2.000 - 5.000%

CITY OF JACKSONVILLE, FLORIDA

DEBT SERVICE REQUIREMENTS TO MATURITY - REVENUE BONDS PAYABLE FROM ENTERPRISE FUNDS

September 30, 2011

Purpose:	River City Renaissance Projects	Superstructure Renovation of EverBank Field	To Refund a Portion of Capital Improvement Revenue Bonds, Series 1994			
Fiscal Year	Sales Tax Revenue Bonds, Series 1996	Capital Improvement Revenue Bonds, Series 1997		Capital Improvement and Refunding Revenue Bonds, Series 1998		
	Principal	Interest	Principal	Interest	Principal	Interest
2012		\$ 51,880	\$ 265,000	\$ 294,825	\$ 215,000	\$ 1,640,332
2013		51,880	275,000	280,986	225,000	1,630,100
2014		51,880	290,000	266,365	235,000	1,619,231
2015		51,880	305,000	250,819	245,000	1,607,525
2016	\$ 235,287	45,850	320,000	234,412	260,000	1,594,900
2017	246,231	33,511	340,000	217,087	270,000	1,581,650
2018	258,543	20,577	355,000	198,844	285,000	1,567,775
2019	272,222	6,976	375,000	179,681	300,000	1,553,150
2020			395,000	159,469	315,000	1,538,169
2021			415,000	138,206	5,035,000	1,411,106
2022			435,000	115,894	5,330,000	1,164,937
2023			460,000	92,400	5,640,000	904,400
2024			485,000	67,594	5,970,000	628,663
2025			510,000	41,475	5,640,000	352,925
2026			535,000	14,044	4,610,000	109,488
2027						
2028						
2029						
2030						
2031						
2032						
2033						
2034						
2035						
	<u>\$ 1,012,283</u>	<u>\$ 314,432</u>	<u>\$ 5,760,000</u>	<u>\$ 2,552,101</u>	<u>\$ 34,575,000</u>	<u>\$ 18,904,351</u>

**Interest
Rates:**

5.125%

5.100 - 5.250%

4.600 - 5.000%

CITY OF JACKSONVILLE, FLORIDA

DEBT SERVICE REQUIREMENTS TO MATURITY - REVENUE BONDS PAYABLE FROM ENTERPRISE FUNDS

September 30, 2011

Fiscal Year	Better Jacksonville Infrastructure Projects		Capital Improvements EverBank Field		To Crossover Refund Capital Improvement Revenue Bonds Series 1994	
	Better Jacksonville Sales Tax Revenue Bonds Series 2001		Capital Improvement Revenue Bonds, Series 2002A		Capital Improvement and Refunding Revenue Bonds, Crossover Series, 2002B	
	Principal	Interest	Principal	Interest	Principal	Interest
2012	\$ 1,223,260	\$ 1,173,102	\$ 335,000	\$ 2,562,260	\$ 2,465,000	\$ 1,476,938
2013		1,142,520	290,000	2,550,865	2,630,000	1,349,563
2014		1,142,520	220,000	2,541,100	2,810,000	1,210,050
2015		1,142,520	155,000	2,533,600	3,005,000	1,057,406
2016		1,142,520	75,000	2,529,000	3,210,000	894,263
2017		1,142,520		2,527,500	3,685,000	717,875
2018		1,142,520		2,527,500	3,920,000	527,750
2019		1,142,520		2,527,500	4,165,000	325,625
2020		1,142,520		2,527,500	4,430,000	110,750
2021		1,142,520		2,527,500		
2022		1,142,520		2,527,500		
2023		1,142,520		2,527,500		
2024		1,142,520		2,527,500		
2025	2,394,149	1,082,666		2,527,500		
2026	2,513,856	959,966	945,000	2,503,875		
2027	2,638,551	831,156	8,975,000	2,255,875		
2028	2,770,728	695,924	9,425,000	1,795,875		
2029	2,909,140	553,927	9,900,000	1,312,750		
2030	3,055,033	404,823	10,395,000	805,375		
2031	6,568,945	164,224	10,910,000	272,750		
2032						
2033						
2034						
2035						
	<u>\$ 24,073,664</u>	<u>\$ 19,576,031</u>	<u>\$ 51,625,000</u>	<u>\$ 44,410,825</u>	<u>\$ 30,320,000</u>	<u>\$ 7,670,219</u>

**Interest
Rates:**

5.000%

3.600 - 5.250%

5.000 - 5.250%

CITY OF JACKSONVILLE, FLORIDA

DEBT SERVICE REQUIREMENTS TO MATURITY - REVENUE BONDS PAYABLE FROM ENTERPRISE FUNDS

September 30, 2011

Purpose:	To Crossover Refund Capital Improvement Revenue Bonds Series 1995		Better Jacksonville Infrastructure Projects		To Partially Refund Excise Taxes Revenue Refunding Bonds, Series 1993A	
Fiscal Year	Capital Improvement and Refunding Revenue Bonds, Crossover Series, 2002C		Better Jacksonville Sales Tax Revenue Bonds Series 2003		Excise Taxes Revenue Refunding and Improvement Bonds, Series 2003B	
	Principal	Interest	Principal	Interest	Principal	Interest
2012	\$ 1,045,000	\$ 1,059,033	\$ 1,275,632	\$ 2,128,271	\$ 1,305,000	\$ 32,625
2013	1,105,000	1,019,780	1,320,523	2,081,187		
2014	1,175,000	975,838	1,369,154	2,030,414		
2015	1,250,000	927,338	1,421,526	1,975,969		
2016	1,335,000	867,294	1,478,886	1,908,718		
2017	1,425,000	796,625	1,556,197	1,829,047		
2018	1,440,000	725,000	1,637,249	1,745,219		
2019	1,460,000	652,500	1,723,288	1,661,592		
2020	1,485,000	578,875	1,805,587	1,573,546		
2021	1,505,000	504,125	1,900,356	1,476,265		
2022	1,520,000	428,500	1,998,865	1,373,911		
2023	1,540,000	352,000	2,104,856	1,268,819		
2024	1,555,000	274,625	2,209,600	1,161,547		
2025	2,245,000	179,625	2,319,332	1,048,913		
2026	2,470,000	61,750	2,435,298	930,148		
2027			2,556,253	805,598		
2028			2,683,442	674,860		
2029			2,818,113	537,437		
2030			2,959,018	393,008		
2031			6,380,656	159,516		
2032						
2033						
2034						
2035						
	<u>\$ 22,555,000</u>	<u>\$ 9,402,906</u>	<u>\$ 43,953,827</u>	<u>\$ 26,763,986</u>	<u>\$ 1,305,000</u>	<u>\$ 32,625</u>

Interest

Rates: 3.600 - 5.000% 3.500 - 5.250% 5.000%

CITY OF JACKSONVILLE, FLORIDA

DEBT SERVICE REQUIREMENTS TO MATURITY - REVENUE BONDS PAYABLE FROM ENTERPRISE FUNDS

September 30, 2011

Fiscal Year	Better Jacksonville Infrastructure Projects		To Fund City-Wide Capital Improvements and River City Marketplace Road and Utility Improvements		To Partially Refund the Capital Projects Revenue Bonds, Series 1997-1, 1997-2, 1997-3 and 2002-1	
	Better Jacksonville Sales Tax Revenue Bonds Series 2004		Excise Taxes Revenue Bonds Series 2005A		Capital Projects Revenue Refunding Bonds Series 2008A	
	Principal	Interest	Principal	Interest	Principal	Interest
2012	\$ 1,482,626	\$ 1,899,827		\$ 95,516	\$ 6,391	\$ 7,874
2013	1,522,529	1,856,603		95,516	4,849	7,676
2014	1,568,666	1,808,274		95,516	6,019	7,466
2015	1,619,791	1,755,450		95,516	6,298	7,243
2016	1,673,410	1,698,831		95,516	6,614	7,029
2017	1,733,264	1,638,131		95,516	7,710	6,739
2018	1,796,858	1,570,778		95,516	7,282	6,480
2019	1,867,935	1,497,482		95,516	6,874	6,235
2020	1,942,752	1,421,269		95,516	7,988	5,971
2021	2,020,063	1,342,012	\$ 114,722	93,078	8,360	5,659
2022	2,102,362	1,258,250	119,597	87,650	8,787	5,349
2023	2,187,155	1,168,412	125,447	81,524	9,809	5,004
2024	2,280,676	1,073,470	131,947	75,089	9,642	4,674
2025	2,376,691	971,530	138,447	68,792	9,568	4,321
2026	2,483,929	860,614	144,621	62,118	10,608	3,948
2027	2,599,896	743,050	151,771	54,708	11,109	3,555
2028	2,720,850	620,008	159,246	47,331	11,648	3,152
2029	2,845,545	493,064	166,721	39,383	12,559	2,701
2030	2,972,735	362,152	174,196	32,009	12,484	2,258
2031	6,561,464	147,633	182,320	23,764	13,432	1,784
2032			190,770	14,779	14,082	1,290
2033			200,195	5,005	14,769	764
2034					15,550	215
2035					4,784	14
	<u>\$ 46,359,198</u>	<u>\$ 24,186,840</u>	<u>\$ 2,000,000</u>	<u>\$ 1,544,875</u>	<u>\$ 227,215</u>	<u>\$ 107,400</u>

Interest

Rates:

2.750 - 4.625%

3.625 - 5.000%

Variable Rate

CITY OF JACKSONVILLE, FLORIDA

DEBT SERVICE REQUIREMENTS TO MATURITY - REVENUE BONDS PAYABLE FROM ENTERPRISE FUNDS

September 30, 2011

Purpose:	To Paritally Refund the Capital Projects Revenue Bonds, Series 1997-1, 1997-2, 1997-3 and 2002-1		To Refund the Excise Taxes Revenue Bonds, Series 1996A and the Excise Taxes Revenue Bonds, Series 1999A		To Refund the Excise Taxes Revenue Bonds, Series 1999B	
Fiscal Year	Capital Projects Revenue Refunding Bonds Series 2008B		Excise Taxes Revenue Refunding Bonds Series 2009B		Excise Taxes Revenue Refunding Bonds Series 2009C (AMT)	
	Principal	Interest	Principal	Interest	Principal	Interest
2012	\$ 6,391	\$ 6,152	\$ 1,350,000	\$ 425,750	\$ 2,730,000	\$ 673,500
2013	4,849	6,641	1,420,000	356,500	2,880,000	589,350
2014	6,019	6,484	1,490,000	283,750	3,050,000	477,175
2015	6,298	6,306	1,565,000	207,375	3,220,000	343,800
2016	6,614	6,119	1,645,000	127,125	3,400,000	211,400
2017	7,710	5,912	1,720,000	43,000	3,585,000	71,700
2018	7,282	5,695				
2019	6,874	5,491				
2020	7,988	5,276				
2021	8,360	5,040				
2022	8,787	4,792				
2023	9,809	4,523				
2024	9,642	4,242				
2025	9,568	3,965				
2026	10,608	3,673				
2027	11,109	3,359				
2028	11,648	3,031				
2029	12,559	2,681				
2030	12,484	2,319				
2031	13,432	1,944				
2032	14,082	1,547				
2033	14,769	1,130				
2034	15,550	692				
2035	4,784	234				
	<u>\$ 227,215</u>	<u>\$ 97,246</u>	<u>\$ 9,190,000</u>	<u>\$ 1,443,500</u>	<u>\$ 18,865,000</u>	<u>\$ 2,366,925</u>

Interest Rates:

2.890%

4.000 - 5.000%

3.000 - 5.000%

CITY OF JACKSONVILLE, FLORIDA

DEBT SERVICE REQUIREMENTS TO MATURITY - REVENUE BONDS PAYABLE FROM ENTERPRISE FUNDS

September 30, 2011

To Paritally Refund the Better Jacksonville Sales Tax Revenue Bonds Series 2001			
Better Jacksonville Sales Tax Revenue Refunding Bonds Series 2011			
Fiscal Year	Principal	Interest	Total Principal and Interest
2012		\$ 623,562	\$ 27,855,745
2013	\$ 1,309,300	888,443	26,894,658
2014	1,335,400	855,001	26,926,320
2015	1,376,600	807,120	26,945,378
2016	1,431,500	743,800	27,184,086
2017	1,502,500	671,890	27,457,314
2018	1,574,900	596,395	22,012,164
2019	1,653,500	238,811	21,723,771
2020	1,733,300	434,803	21,716,280
2021	1,819,300	346,503	21,818,175
2022	1,910,300	253,263	21,796,263
2023	2,005,200	155,375	21,784,752
2024	2,104,900	52,623	21,768,953
2025			21,924,466
2026			21,668,545
2027			21,640,993
2028			21,622,744
2029			21,606,578
2030			21,582,895
2031			31,401,864
2032			236,550
2033			236,633
2034			32,006
2035			9,815
	\$ 19,756,700	\$ 6,667,586	\$ 477,846,948

Interest Rates: 2.000 - 5.000%

CITY OF JACKSONVILLE, FLORIDA

DEBT SERVICE REQUIREMENTS TO MATURITY - NOTES PAYABLE FROM SPECIFIC REVENUE SOURCES OTHER THAN AD VALOREM TAXES - BANKING FUND PROGRAM

September 30, 2011

Purpose:	To Fund the Banking Fund Program Projects		To Fund the Acquisition and Construction of Various Capital Improvement Projects		To Refund a Portion of the Ash Settlement and Fund Improvements to the Ed Ball Building	
Fiscal Year	Commercial Paper Notes		Special Revenue Bonds Series 2008		Special Revenue Bonds Taxable Series 2009A	
	Principal	Interest	Principal	Interest	Principal	Interest
2012	\$ 17,930,000	\$ 1,370,953	\$ 2,685,000	\$ 2,265,564	\$ 1,501,000	\$ 1,345,175
2013	12,920,000	730,815	2,775,000	2,170,014	2,206,000	1,252,500
2014	7,630,000	304,403	2,880,000	2,071,051	2,316,000	1,139,450
2015	3,520,000	73,040	2,975,000	1,964,870	2,430,000	1,020,800
2016			3,085,000	1,847,389	2,560,000	896,050
2017			3,210,000	1,721,489	2,680,000	765,050
2018			3,340,000	1,588,401	2,810,000	627,800
2019			3,480,000	1,432,514	2,950,000	483,800
2020			3,655,000	1,263,276	3,102,000	332,500
2021			3,815,000	1,095,201	2,480,000	192,950
2022			3,990,000	914,601	2,619,000	65,475
2023			940,000	796,339		
2024			990,000	748,089		
2025			1,040,000	696,819		
2026			1,090,000	641,959		
2027			1,145,000	583,563		
2028			1,210,000	520,231		
2029			1,275,000	451,894		
2030			1,345,000	379,844		
2031			1,420,000	303,806		
2032			1,495,000	223,644		
2033			1,580,000	138,094		
2034			1,665,000	46,828		
	<u>\$ 42,000,000</u>	<u>\$ 2,479,211</u>	<u>\$ 51,085,000</u>	<u>\$ 23,865,478</u>	<u>\$ 27,654,000</u>	<u>\$ 8,121,550</u>

Interest Rates:

Variable Rate

3.500 - 5.625%

(Taxable)
Variable Rate

CITY OF JACKSONVILLE, FLORIDA

DEBT SERVICE REQUIREMENTS TO MATURITY - NOTES PAYABLE FROM SPECIFIC REVENUE SOURCES OTHER THAN AD VALOREM TAXES - BANKING FUND PROGRAM

September 30, 2011

Fiscal Year	To Fund the Acquisition and Construction of Various Capital Improvement Projects		To Fund the Acquisition and Construction of Various Capital Improvement Projects		To Fund the Acquisition and Construction of Various Capital Improvement Projects	
	Special Revenue Bonds Series 2009C-1		Special Revenue Bonds Taxable Series 2009C-2 (Direct Pay Build America Bonds)		Special Revenue Bonds Series 2010A	
	Principal	Interest	Principal	Interest	Principal	Interest
2012	\$ 3,200,000	\$ 1,505,475		\$ 790,609		\$ 2,267,863
2013	3,680,000	1,383,875		790,609	\$ 2,372,000	2,208,563
2014	3,845,000	1,233,375		790,609	2,515,000	2,086,388
2015	4,020,000	1,055,975		790,609	2,662,000	1,956,963
2016	4,240,000	849,475		790,609	2,814,000	1,820,063
2017		743,475	\$ 4,200,000	732,733	2,976,000	1,675,313
2018		743,475	6,825,000	576,372	3,138,000	1,522,463
2019		743,475	3,625,000	423,811	3,309,000	1,361,288
2020		743,475	3,750,000	311,967	3,145,000	1,199,938
2021		743,475	3,885,000	192,455	3,321,000	1,038,288
2022		743,475	4,030,000	65,357	3,507,000	867,588
2023	3,455,000	679,875			3,693,000	687,588
2024	3,605,000	555,050			1,593,000	569,376
2025	3,750,000	427,225			1,632,000	515,950
2026	3,905,000	263,000			1,666,000	459,255
2027	3,870,000	82,688			1,559,000	391,125
2028					1,637,000	311,225
2029					1,714,000	227,450
2030					1,801,000	139,575
2031					1,891,000	47,275
2032						
2033						
2034						
2035						
2036						
2037						
	<u>\$ 37,570,000</u>	<u>\$ 12,496,863</u>	<u>\$ 26,315,000</u>	<u>\$ 6,255,737</u>	<u>\$ 46,945,000</u>	<u>\$ 21,353,531</u>

Interest Rates:	3.000 - 5.000%	(Taxable) 4.240 - 4.990% (2.756 - 3.244% net of subsidy)	3.250 - 5.000%
------------------------	----------------	--	----------------

CITY OF JACKSONVILLE, FLORIDA

DEBT SERVICE REQUIREMENTS TO MATURITY - NOTES PAYABLE FROM SPECIFIC REVENUE SOURCES OTHER THAN AD VALOREM TAXES - BANKING FUND PROGRAM

September 30, 2011

Purpose:	To Fund the Acquisition and Construction of Various Capital Improvement Projects	To Fund the Acquisition and Construction of Various Capital Improvement Projects
-----------------	--	--

Fiscal Year	Special Revenue Bonds Series 2010C-1		Special Revenue Bonds Series 2011A		Total Principal and Interest
	Principal	Interest	Principal	Interest	
2012		\$ 1,360,250		\$ 1,306,438	\$ 37,528,326
2013		1,360,250	\$ 1,240,000	1,597,613	36,687,237
2014	\$ 2,850,000	1,289,000	1,285,000	1,546,888	33,782,163
2015	2,990,000	1,143,000	1,350,000	1,481,013	29,433,269
2016	3,140,000	989,750	1,425,000	1,411,638	25,868,972
2017	3,300,000	828,750	1,495,000	1,338,638	25,666,446
2018	3,465,000	659,625	1,570,000	1,262,013	28,128,148
2019	3,635,000	482,125	1,650,000	1,181,513	24,757,525
2020	3,815,000	295,875	1,730,000	1,097,013	24,441,043
2021	4,010,000	100,250	1,820,000	1,008,263	23,701,882
2022			1,910,000	915,013	19,627,508
2023			2,005,000	817,138	13,073,939
2024			2,105,000	714,388	10,879,903
2025			1,020,000	636,263	9,718,256
2026			1,070,000	584,013	9,679,226
2027			1,125,000	527,731	9,284,106
2028			1,180,000	467,225	5,325,681
2029			1,245,000	403,569	5,316,913
2030			1,310,000	336,500	5,311,919
2031			1,375,000	266,019	5,303,100
2032			1,455,000	191,731	3,365,375
2033			545,000	139,231	2,402,325
2034			570,000	109,963	2,391,791
2035			605,000	79,875	684,875
2036			630,000	49,000	679,000
2037			665,000	1,625	666,625
	<u>\$ 27,205,000</u>	<u>\$ 8,508,875</u>	<u>\$ 32,380,000</u>	<u>\$ 19,470,307</u>	<u>\$ 393,705,553</u>

Interest Rates:	5.000%	3.000 - 5.250%
------------------------	--------	----------------

CITY OF JACKSONVILLE, FLORIDA

DEBT SERVICE REQUIREMENTS TO MATURITY - OTHER LONG-TERM OBLIGATIONS PAYABLE FROM GENERAL REVENUES

September 30, 2011

Purpose:	HUD Section 108 Program Loan for Coach Distribution Project		HUD Section 108 Program Loan for Sally Beauty Project		HUD Section 108 Program Loan for Hilton Hotel Project	
Fiscal Year	U.S. Government Guaranteed Note Payable, Series 1995		U.S. Government Guaranteed Note Payable, Series 1996		U.S. Government Guaranteed Note Payable, Series 1996-B	
	Principal	Interest	Principal	Interest	Principal	Interest
2012	\$ 455,000	\$ 73,140	\$ 80,000	\$ 688	\$ 275,000	\$ 18,318
2013	500,000	50,572			295,000	15,953
2014	485,000	25,172			300,000	12,000
2015					300,000	6,600
2016						
2017						
2018						
2019						
2020						
2021						
	<u>\$ 1,440,000</u>	<u>\$ 148,883</u>	<u>\$ 80,000</u>	<u>\$ 688</u>	<u>\$ 1,170,000</u>	<u>\$ 52,871</u>

Interest Rates:	(Taxable) 4.960 - 5.190%	(Taxable) 0.860%	(Taxable) 0.860 - 2.660%
------------------------	-----------------------------	---------------------	-----------------------------

CITY OF JACKSONVILLE, FLORIDA

DEBT SERVICE REQUIREMENTS TO MATURITY - OTHER LONG-TERM OBLIGATIONS PAYABLE FROM GENERAL REVENUES

September 30, 2011

	HUD Section 108 Program Loan for LaVilla Project	HUD Section 108 Program Loan for Armor Holdings
	U.S. Government Guaranteed Note Payable, Series 1997	U.S. Government Guaranteed Note Payable, Series 1997
<u>Fiscal Year</u>	<u>Principal</u> <u>Interest</u>	<u>Principal</u> <u>Interest</u>
2012	\$ 100,000 \$ 10,902	\$ 65,000 \$ 6,892
2013	110,000 10,042	75,000 6,333
2014	125,000 8,568	80,000 5,328
2015	130,000 6,318	80,000 3,888
2016	130,000 3,458	80,000 2,128
2017		
2018		
2019		
2020		
2021		
	<u>\$ 595,000</u> <u>\$ 39,288</u>	<u>\$ 380,000</u> <u>\$ 24,569</u>
Interest Rates:	(Taxable) 0.860 - 2.660%	(Taxable) 0.860 - 2.660%

CITY OF JACKSONVILLE, FLORIDA

DEBT SERVICE REQUIREMENTS TO MATURITY - OTHER LONG-TERM OBLIGATIONS PAYABLE FROM GENERAL REVENUES

September 30, 2011

Purpose:	HUD Section 108 Program Loan for Hampton Inns		
	U.S. Government Guaranteed Note Payable, Series 1997		
Fiscal Year	Principal	Interest	Total Principal and Interest
2012	\$ 50,000	\$ 3,767	1,138,707
2013	55,000	3,337	1,121,237
2014	65,000	2,600	1,108,668
2015	65,000	1,430	593,236
2016			215,586
2017			
2018			
2019			
2020			
2021			
	<u>\$ 235,000</u>	<u>\$ 11,134</u>	<u>\$ 4,177,433</u>
Interest Rates:	(Taxable) 0.860 - 2.200%		

CITY OF JACKSONVILLE, FLORIDA

FIVE-YEAR CAPITAL IMPROVEMENT PROGRAM

INTRODUCTION

The following provides the adopted Capital Improvement Program (CIP) for a five-year period beginning October 1, 2011 through the fiscal year ending September 30, 2016. In addition, more detail is included on location, funding and expenses for projects with current fiscal year appropriations.

The Capital Improvement Program is a multi-year forecast of major capital buildings, infrastructures, and other needs. The City of Jacksonville has adopted in Chapter 6, Part 1 Section 106.106 Fiscal Responsibility a "Five-Year Capital Improvements Plan that is designed to be financially feasible and provides the funding source and amount of funding for the capital costs of each project, and the funding source and amount of funding for the anticipated post-construction operation costs of each project. The Five-Year Capital Improvements Plan shall be filed and approved each fiscal year concurrently with the annual budget.

The CIP incorporates needs identified in the Capital Improvements Element (CIE) required under the Growth Management Act of 1985. The CIE focuses on anticipated infrastructure requirements based on service level standards and the land use plan adopted by the City Council to prevent deficiencies in the adopted level of services.

In addition to the needs identified in the CIE, the CIP includes other improvements not covered by the Growth Management Act such as Public Safety, Targeted Economic Development, Government Facilities (primarily public buildings), and Environmental factors.

Capital projects are budgeted on an "all years" basis, an accounting practice used for funds that may need to carry over from one fiscal year to the next for a defined purpose such as funding a specific capital project or a grant.

On July 1, 2005, SB360 referred to as the "pay-as-you-grow system" took effect. It requires that the City must have committed funding sources to finance CIP projects for the first three years, and committed or planned funding sources for years four and five. (Committed funding means funding based on expected revenues from an existing revenue source, {i.e. tax revenues and bonds}, versus planned revenue, which relies on a source that is not currently available to the local government. The definition of financial feasibility in sect. 163.3164(32), F.S., distinguishes between "currently available", or "committed" and "planned" funding sources).

PROCESS

Chapter 122 of the Jacksonville Ordinance Code requires that the CIP be prepared annually by the City of Jacksonville's Finance Department through submittals received from the City departments, independent authorities, and agencies.

A typical capital project is planned and executed in the following phases:

Project Development: These are costs incurred by the City to identify project requirements, and to define a project's work scope including preliminary design studies, permitting requirements, data collection, public involvement, legal and technical documentation, cost estimates, environmental impacts, and assessment of alternatives.

Engineering/Design: These are costs incurred by the City to design a project in accordance with the scope of work set forth in the development phase. This includes professional consultant fees, legal and technical documentation, constructability review, data collection, advertising, assessment of alternatives related to project design, construction management services, and bid reviews.

CITY OF JACKSONVILLE, FLORIDA

Land: Costs incurred by the City for the purchase of land, easements and right-of-way. This also includes purchase price, surveys, appraisals, environmental audit, permitting, legal costs, maps, charts, aerial photography, and other costs such as wetlands restoration.

Construction: This includes costs incurred by the City for all construction related tasks required to place a project in service. This includes project construction contracts, professional and technical assistance, advertising, legal and technical documentation, costs, inspections, testing, and permitting.

Contract Administration: This includes costs incurred by the City for in-house project management, supervision and administration of capital projects. Administration costs include project design, technical reviews, construction management, construction inspection, technical specifications, surveying and mapping, cost of preparing reports and maintaining the capital projects management information system, eminent domain, contract management, monitoring, and processing the related financial transactions.

Future Operating Costs: Developed in a similar manner as the Annual Budget and MUST

- Supply all supporting documentation for cost estimates with CIP request.
- Use salary range by occupational code to develop personnel costs.
- Obtain guidance from the Budget Office for inflation factors and benefits estimates.

Departments complete a CIP request form with information above and use a standardized matrix to score projects prior to submitting them to the Finance Department. The projects are then reviewed by the Departments of Public Works, Planning & Development, and Finance for reasonableness related to costs, operating budget and level of service impact. The Mayor's Budget Review Committee (MBRC) makes the final recommendation of projects for the Mayor's review and approval. The City Council then receives the Mayor's Proposed Five-Year CIP with the Proposed Annual Budget in July. Once adopted by the City Council the first fiscal year of the CIP becomes the city's Capital Improvement Budget for that year.

Per Chapter 122, Part 6, Ordinance code;

(a) **Capital Improvement** means a permanent addition, construction or fixture to real property or structures thereon that:

1. has a useful life of more than ten (10) years,
2. has an estimated purchase or construction cost of \$100,000 or more, or
3. will be financed, in whole or in part, from bonds issued by the City.

Excluded from the term and definition of Capital Improvement shall be all routine resurfacing of streets, recurring annual items and routine maintenance and repair.

(b) **Capital Improvement Program** means a program to accomplish the implementation of each and every prioritized and approved Capital Improvement Project.

(c) **Capital Improvement Program Budget** shall be adopted on an annual basis as a separate budget or separate section within the annual budget. It shall list:

1. each Capital Improvement Project,
2. the estimated cost to purchase or construct each Capital Improvement Project, and
3. the anticipated source or sources of revenue to finance each Capital Improvement Project.

(d) **Capital Improvement Program Plan** means a complete description or listing of each Capital Improvement Project pursuant to the Capital Improvement Program.

(e) **Capital Improvement Project** means a planned undertaking of the City or an independent agency to purchase or construct a Capital Improvement.

CITY OF JACKSONVILLE, FLORIDA

ADOPTED FIVE-YEAR CIP

The CIP contains 61 updated and/or new projects at \$389.3 million and over 500 ongoing projects at \$2 billion for a total over \$2.5 billion for the next five years. This reflects a continued investment to provide for the health, safety and quality of life for our citizens. To assist in balancing and prioritizing needs across the City, departments identify projects by one of the following "Program Areas."

Drainage - Project that improves drainage conditions and reduces flooding.

Environment/Quality of Life - Project that would promote or improve the environment for the citizens of Jacksonville (e.g. water treatment plants).

Government Facilities – Project designated as government facilities with primarily government employee occupancy.

Parks - Project with buildings, grounds and/or recreational facilities within the park boundaries, also including the Preservation Project.

Public Facilities – Project for facilities designated for primarily citizen use and include facilities such as the county courthouse, arena, and baseball park.

Public Safety - Project relating to public safety including facilities.

Roads/Infrastructure/Transportation – Project dedicated to expanding and widening roads; interchanges, overpasses and intersection improvements; and also includes road resurfacing, sidewalks/bike paths, as well as landscaping/tree planting along road improvement projects.

Targeted Economic Development – Project is used to stimulate growth and revitalization by providing grants and loans for infrastructure, public improvements, and project development.

Art in Public Places: Ordinance 96-1105-677 created a new Part 9, Chapter 126, concerning public art. Most new buildings have a percentage of their construction cost transferred to the Art in Public Places Trust Fund. These funds are used to implement a City-wide plan for the creation and placement of artworks as developed and administered by the Art in Public Places Commission. For Fiscal Year 2012, there are no additional funds identified for this program.

CAPITAL PROJECTS OPERATING IMPACT

The CIP is an integral element of the City's budgeting process. The cost of operating new or expanded facilities or infrastructure can be significant and will be included in the operating budget in the fiscal year the asset becomes operational. In addition, the future operating impacts are incorporated into the five-year forecast that accompanies the Budget. More information can be found on the individual project sheets contained in this section on expenditures and operating impact.

FUNDING

The CIP is the city's financially feasible plan of proposed capital projects. It includes project costs and schedules over a five-year period to meet the infrastructure needs of the City of Jacksonville and additional State of Florida growth management mandates.

The following pages provide information on the various funding sources assigned to each project as adopted by the City Council for fiscal year 2012. The first page is for general projects while the second page is for projects funded from the stormwater fee. The remaining pages provide more detail on projects in the five year capital improvement program.

CITY OF JACKSONVILLE, FLORIDA

FY 12-16 ADOPTED CAPITAL IMPROVEMENT PROJECTS

CURRENT FUNDING SOURCE	FY 11/12	FY 12/13	FY 13/14	FY 14/15	FY 15/16	
Pay Go - Current Revenues	6,985,071					
Interest & Revenue Appropriation	8,360,785					
Project and Budget Transfers	645,000					
ANTICIPATED FUNDING SOURCE						
Pay Go		3,700,000	3,700,000	3,700,000	3,700,000	
Project and Budget Transfers		2,000,000				
Banking Fund Debt Proceeds	40,843,889	65,880,610	53,335,694	45,430,865	49,660,865	
Grant(s) - FIND/Other	510,000	600,000	600,000	600,000	600,000	
Tree Mitigation Fund		0				
JEA Joint Infrastructure Funding						
<i>Total Per Year</i>		<u>\$ 57,344,745</u>	<u>\$ 72,180,610</u>	<u>\$ 57,635,694</u>	<u>\$ 49,730,865</u>	<u>\$ 53,960,865</u>

Dept	Program Area	Project Name	Total Est. Expenditures	Prior Years' Appropriation	FY 11/12	FY 12/13	FY 13/14	FY 14/15	FY 15/16	Beyond 5th	
1	E&C	Environment/Quality of Life	Gold Merit/Pope Place	23,750,000	17,500,000	6,250,000					
2	E&C	Environment/Quality of Life	JAX Ash Sites	98,320,000	51,120,000	25,000,000	15,000,000	7,200,000			
3	E&C	Environment/Quality of Life	Southside Incinerator Site	2,500,000	2,250,000	250,000					
4	E&C	Environment/Quality of Life	Environmental Compliance - County Wide	7,500,000	750,000	3,000,000	3,500,000	250,000			
5	FR	Public Safety	Fire Station #25 (3 Bay) Replacement - TRIDATA	3,044,783					3,044,783		
6	FR	Public Safety	Fire Station #61 New - TRIDATA	2,870,610		2,870,610					
7	FR	Public Safety	Fire Station #62 New - TRIDATA	2,954,220			2,954,220				
8	FR	Public Safety	Fire Station #45 Relocate - TRIDATA	3,042,847				3,042,847			
9	FR	Public Safety	Fire Station #63 New - TRIDATA	3,042,847				3,042,847			
10	FR	Public Safety	Fire Station #47 New - TRIDATA	3,630,236						3,630,236	
11	FR	Public Safety	Fire Station #64 New - TRIDATA	3,134,132					3,134,132		
12	FR	Public Safety	Fire Station #17 Replacement - TRIDATA	2,956,100					2,956,100		
13	FR	Public Safety	Fire Station #12 Replacement - TRIDATA	3,227,470						3,227,470	
14	FR	Public Safety	Fire Station #36 Relocate - TRIDATA	3,322,180						3,322,180	
15	FR	Public Safety	Fire Station #65 New - TRIDATA	3,322,180						3,322,180	
16	FR	Public Safety	Fire Station #66 New - TRIDATA	3,421,845						3,421,845	
17	FR	Public Safety	Fire Station #67 New - TRIDATA	3,524,501						3,524,501	
18	FR	Public Safety	NAS Marine 23 (Boat & Dock)	530,000					530,000		
19	JEDC	Targeted Economic Development	Northbank Riverwalk Extensions	8,000,000			3,000,000	2,000,000	2,000,000	1,000,000	
20	JEDC	Drainage	Cecil North 100 Acres of New Wetlands	1,500,000	1,030,000	310,000	160,000				
21	R&C	Parks	Americans with Disabilities Act (ADA) Compliance within Parks/Upgrade Parks	7,155,531	5,155,531	500,000	500,000	500,000	500,000		
22	R&C	Parks	Florida Inland Navigation District (FIND) Projects	6,000,000		1,200,000	1,200,000	1,200,000	1,200,000	1,200,000	
23	R&C	Parks	Trout River Bridge South (FIND)	820,000		820,000					
24	R&C	Parks	Ortega River Mooring Field & Channel Markers (FIND)	200,000		200,000					
25	R&C	Parks	Jacksonville Fair Relocation Phase 1	7,000,000			2,000,000	5,000,000			
26	R&C	Parks	Countywide Parks - Upgrades/Maintenance Repairs	28,568,360	15,280,810	1,800,000	1,800,000	2,800,000	2,295,850	2,295,850	
27	PW	Environment/Quality of Life	Countywide, City Maintained St. Johns River Bulkhead, Assessment and Restoration	9,800,000	3,800,000	2,000,000	2,000,000	2,000,000			
28	PW	Environment/Quality of Life	Temporary Storm Debris Site Improvements	900,000	300,000	100,000	100,000	100,000	100,000	100,000	
29	PW	Government Facilities	Facilities Capital Maintenance - Government	63,364,266	28,364,266	4,000,000	7,000,000	6,000,000	6,000,000	6,000,000	
30	PW	Government Facilities	Godbold (Haverty's/YMCA) Building Purchase	19,743,625	6,743,625	13,000,000					
31	PW	Parks	Northbank Riverwalk and Bulkhead Repairs	40,000,000		3,500,000	3,000,000	3,000,000	3,000,000	27,500,000	
32	PW	Parks	Southbank Riverwalk Renovations	24,270,669	17,270,669	1,000,000	2,000,000	2,000,000	2,000,000		
33	PW	Roads/Infrastructure/Transportation	Alta Drive/Yellow Bluff Road	14,500,000	750,000					13,750,000	
34	PW	Roads/Infrastructure/Transportation	Chaffee Road	29,300,000	1,000,000					28,300,000	
35	PW	Roads/Infrastructure/Transportation	8th St. - I-95 to Blvd. Landscaping/Tree Planting Hardscape	1,300,000		1,300,000					
36	PW	Roads/Infrastructure/Transportation	Intersection Improvements, Bridge, Misc Construction	36,286,580	29,086,580	1,500,000	1,500,000	2,000,000	2,000,000	200,000	
37	PW	Roads/Infrastructure/Transportation	Roadway Resurfacing	144,455,621	56,116,276	10,364,745	12,000,000	16,500,000	17,049,321	15,000,000	17,425,279
38	PW	Roads/Infrastructure/Transportation	Sidewalk Construction and Repair	17,671,351	8,039,877	1,500,000	1,500,000	2,131,474	1,500,000	1,500,000	1,500,000
39	PW	Roads/Infrastructure/Transportation	Signalization/ITS Enhancements	12,286,701	3,536,701		1,000,000	1,000,000	1,000,000	1,000,000	4,750,000
40	PW	Roads/Infrastructure/Transportation	Water Street Garage Enhancements	3,700,000			1,000,000			2,700,000	
41	PW	Targeted Economic Development	Jacksonville Transportation Center	5,000,000						5,000,000	
42	Sheriff	Public Safety	MCC Prisoner Housing Units	143,887,312				5,000,000	10,000,000	128,887,312	
Total			\$ 799,803,967	\$ 248,094,335	\$ 57,344,745	\$ 72,180,610	\$ 57,635,694	\$ 49,730,865	\$ 53,960,865	\$ 260,856,853	
Surplus (Deficit)				0	0	0	0	0	0		

2011-2012 ANNUAL BUDGET

CITY OF JACKSONVILLE, FLORIDA

Dept	Program Area	Project Name	Total Est. Expenditures	Prior Years' Appropriation	FY 11/12	FY 12/13	FY 13/14	FY 14/15	FY 15/16	Beyond 5th
STORMWATER			CURRENT FUNDING SOURCE							
					FY 11/12	FY 12/13	FY 13/14	FY 14/15	FY 15/16	
		Stormwater Pay Go			9,554,053	7,704,076	6,529,310	5,257,230	4,606,683	
			ANTICIPATED FUNDING SOURCE							
		Debt Proceeds			17,505,947	14,596,924	14,100,000	10,000,000		
Total Per Year					\$ 27,060,000	\$ 22,301,000	\$ 20,629,310	\$ 15,257,230	\$ 4,606,683	

Dept.	Program Area	Project Name	Estimated Expenditures	Prior Years' Appropriation	FY 11/12	FY 12/13	FY 13/14	FY 14/15	FY 15/16	Beyond 5th
1	PW	Drainage	Avenue B/Zinnia Ave Box Culvert	2,350,000	1,000,000	1,350,000				
2	PW	Drainage	Country Creek Drainage	6,000,000	600,000	1,000,000	2,000,000	2,400,000		
3	PW	Drainage	County Wide Drainage System Rehab	114,938,242	86,331,559	6,000,000	6,000,000	6,000,000	6,000,000	4,606,683
4	PW	Drainage	Crystal Springs Area Drainage	3,800,000	300,000	800,000	2,700,000			
5	PW	Drainage	Hamilton/Jersey Outfall to Roosevelt	4,906,100	1,151,100	3,755,000				
6	PW	Drainage	Lower Eastside Drainage - Pond Expansion	5,346,000	100,000	4,520,000	726,000			
7	PW	Drainage	Messer Area Drainage	4,750,000	300,000	900,000	3,550,000			
8	PW	Drainage	Noroad/Lambing Drainage	1,400,000	240,000	1,160,000				
9	PW	Drainage	Old Plank Road Outfall	3,500,000	300,000	1,025,000	2,175,000			
10	PW	Drainage	TMDL Initiative/River Accord (includes trading)	167,731,316	693,044					167,038,272
11	PW	Drainage	MSMP (Master Stormwater Management Plan) Support	500,000		500,000				
12	PW	Drainage	Bunche Road Pond (Cleveland Road)	1,600,000		1,600,000				
13	PW	Drainage	Bay Street Bridge - Hogan's Creek Downstream	1,000,000	2,950,000	1,000,000				
14	PW	Drainage	Septic Tank Phase Out	17,000,000	3,762,689	3,000,000	3,000,000	3,000,000		3,000,000
15	PW	Drainage	Lincoln Villas Phase II	8,430,000	7,730,000	700,000				
16	PW	Drainage	Alternative Stormwater Management Plans (LID)	6,968,674	1,968,674		1,000,000	1,000,000	1,000,000	2,000,000
17	PW	Drainage	New Stormwater Improvements	13,886,540		650,000	7,979,310	5,257,230		
18	PW	Drainage	Stormwater Project Development & Feasibility Studies	500,000		250,000	250,000			
Total			\$ 364,606,872	\$ 107,427,066	\$ 27,060,000	\$ 22,301,000	\$ 20,629,310	\$ 15,257,230	\$ 4,606,683	\$ 172,038,272
Surplus (Deficit)					0	0	0	0	0	

CITY OF JACKSONVILLE, FLORIDA

CURRENT FUNDING SOURCE

Stormwater Pay Go FY 11/12
9,554,053

ANTICIPATED FUNDING SOURCE

Debt Proceeds 17,505,947

Total Per Year \$ 27,060,000

Dept.	Program Area	Project Name	Estimated Expenditures	FY 11/12	Pay Go	Debt Proceeds	
1	PW	Drainage	Avenue B/Zinnia Ave Box Culvert	2,350,000	1,350,000		1,350,000
2	PW	Drainage	Country Creek Drainage	6,000,000	1,000,000		1,000,000
3	PW	Drainage	County Wide Drainage System Rehab	114,938,242	6,000,000	6,000,000	
4	PW	Drainage	Crystal Springs Area Drainage	3,800,000	800,000		800,000
5	PW	Drainage	Hamilton/Jersey Outfall to Roosevelt	5,100,000	3,755,000	3,304,053	450,947
6	PW	Drainage	Lower Eastside Drainage - Pond Expansion	5,346,000	4,520,000		4,520,000
7	PW	Drainage	Messer Area Drainage	4,750,000	900,000		900,000
8	PW	Drainage	Noroad/Laming Drainage	1,400,000	1,160,000		1,160,000
9	PW	Drainage	Old Plank Road Outfall	3,500,000	1,025,000		1,025,000
10	PW	Drainage	Stormwater Project Development & Feasibility Studies	500,000	250,000	250,000	
11	PW	Drainage	Bunche Road Pond (Cleveland Road)	1,600,000	1,600,000		1,600,000
12	PW	Drainage	Bay Street Bridge - Hogan's Creek Downstream	1,000,000	1,000,000		1,000,000
13	PW	Drainage	Lincoln Villas Phase II	8,430,000	700,000		700,000
14	PW	Drainage	Septic Tank Phase Out	17,000,000	3,000,000		3,000,000

Total	\$ 284,498,272	\$ 27,060,000	\$ 9,554,053	17,505,947
Surplus (Deficit)			0	0

CITY OF JACKSONVILLE, FLORIDA

PROJECT TITLE: 1. Gold Merit/Pope Place	DEPARTMENT: Environmental & Compliance	PROGRAM: Environmental/Quality of Life
CIE REQUIREMENT: Yes	PROJECT COMPLETION DATE: 9/30/2012	PROJECT NUMBER: ERAS32AMP-ERR010-01
PREVIOUS FUNDING: \$ 17,500,000	BEYOND 5TH YEAR FUNDING: N/A	



Project Description:

Engineering design and construction phase of site remediation of the Pope Place and Gold Merit dump sites. The site was used for the disposal of municipal incinerator ash and other wastes by the City and other parties. Remediation may include removal of contaminated soils and the construction of a permanent soil cap.

Level of Service Impact:

No change.

Expenditure Plan:

	<u>Total Est Cost</u>	<u>Prior Yrs Funding</u>	<u>FY 11/12</u>	<u>FY 12/13</u>	<u>FY 13/14</u>	<u>FY 14/15</u>	<u>FY 15/16</u>
Project Development							
Engineering/Design	750,000	750,000					
Land							
Construction	22,337,500	16,400,000	5,937,500				
Contract Administration	662,500	350,000	312,500				
TOTAL	\$ 23,750,000	\$ 17,500,000	\$ 6,250,000				

Funding Sources:

	<u>Total Est Cost</u>	<u>Prior Yrs Funding</u>	<u>FY 11/12</u>	<u>FY 12/13</u>	<u>FY 13/14</u>	<u>FY 14/15</u>	<u>FY 15/16</u>
BJP (Ash site Remediation)	11,500,000	11,500,000					
Banking Fund - Debt Proceeds	12,250,000	6,000,000	6,250,000				
TOTAL	\$ 23,750,000	\$ 17,500,000	\$ 6,250,000				

Estimated Operating Budget Impact:

	<u>Total Est Cost</u>	<u>Prior Yrs Funding</u>	<u>FY 11/12</u>	<u>FY 12/13</u>	<u>FY 13/14</u>	<u>FY 14/15</u>	<u>FY 15/16</u>
Number of FTE							
Wages + Benefits							
Utilities							
Maintenance	5,000			5,000			
TOTAL	\$ 5,000			\$ 5,000			

Estimated Operating Budget Statement:

The operating impact to the budget is estimated to be \$5,000 for soil testing once the project is completed.

CITY OF JACKSONVILLE, FLORIDA

PROJECT TITLE:

2. Jax Ash Sites

DEPARTMENT:

Environmental & Compliance

PROGRAM:

Environmental/Quality of Life

CIE REQUIREMENT:

Yes

PROJECT COMPLETION DATE:

9/30/2014

PROJECT NUMBER:

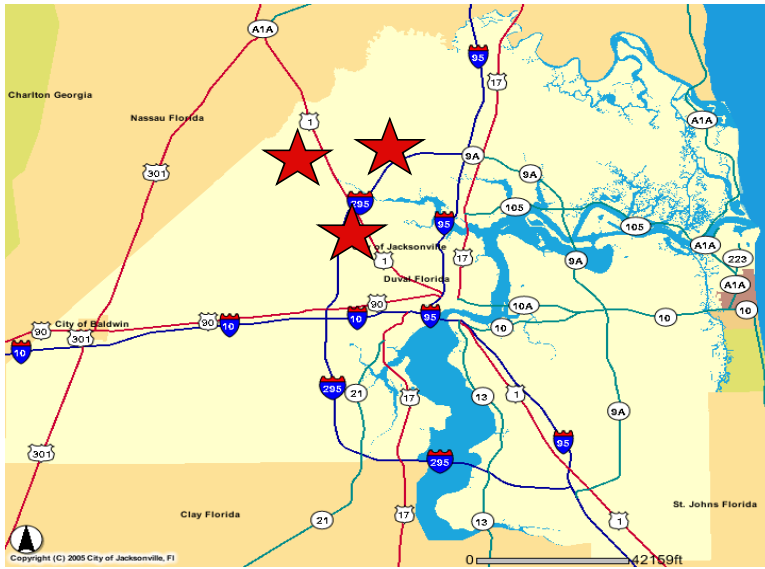
ERAS32AAS-ERR002-01

PREVIOUS FUNDING:

\$ 51,120,000

BEYOND 5TH YEAR FUNDING:

N/A


Project Description:

Engineering design and construction phase of site remediation of the Pope Place and Gold Merit dump sites. The site was used for the disposal of municipal incinerator ash and other wastes by the City and other parties. Remediation may include removal of contaminated soils and the construction of a permanent soil cap.

Level of Service Impact:

EPA consent order violation.

Expenditure Plan:

	<u>Total Est Cost</u>	<u>Prior Yrs Funding</u>	<u>FY 11/12</u>	<u>FY 12/13</u>	<u>FY 13/14</u>	<u>FY 14/15</u>	<u>FY 15/16</u>
Project Development							
Engineering/Design	8,150,000	8,150,000					
Land							
Construction	88,800,000	41,600,000	25,000,000	15,000,000	7,200,000		
Contract Administration	1,370,000	1,370,000					
TOTAL	\$ 98,320,000	\$ 51,120,000	\$ 25,000,000	\$ 15,000,000	\$ 7,200,000		

Funding Sources:

	<u>Total Est Cost</u>	<u>Prior Yrs Funding</u>	<u>FY 11/12</u>	<u>FY 12/13</u>	<u>FY 13/14</u>	<u>FY 14/15</u>	<u>FY 15/16</u>
Banking Fund-Debt Proceeds	\$ 98,320,000	51,120,000	25,000,000	15,000,000	7,200,000		
TOTAL	\$ 98,320,000	\$ 51,120,000	\$ 25,000,000	\$ 15,000,000	\$ 7,200,000		

Estimated Operating Budget Impact:

	<u>Total Est Cost</u>	<u>Prior Yrs Funding</u>	<u>FY 11/12</u>	<u>FY 12/13</u>	<u>FY 13/14</u>	<u>FY 14/15</u>	<u>FY 15/16</u>
Number of FTE							
Wages + Benefits							
Utilities							
Maintenance	10,000					5,000	5,000
TOTAL	\$ 10,000					\$ 5,000	\$ 5,000

Estimated Operating Budget Statement:

The operating impact to the budget is estimated to be \$10,000 for ground testing once the project is completed.

CITY OF JACKSONVILLE, FLORIDA

PROJECT TITLE: 3. Southside Incinerator Site	DEPARTMENT: Environmental & Compliance	PROGRAM: Environmental/Quality of Life
CIE REQUIREMENT: Yes	PROJECT COMPLETION DATE: 9/30/2013	PROJECT NUMBER: TBD
PREVIOUS FUNDING: \$ 2,250,000	BEYOND 5TH YEAR FUNDING: N/A	



Project Description:

Engineering design and construction phase of site remediation of the former location of the City's Municipal Solid Waste Incinerator located on Clydo Road. Remediation may include removal of contaminated soils and construction of a permanent soil cap.

Level of Service Impact:

EPA consent order violation.

Expenditure Plan:

	<u>Total Est Cost</u>	<u>Prior Yrs Funding</u>	<u>FY 11/12</u>	<u>FY 12/13</u>	<u>FY 13/14</u>	<u>FY 14/15</u>	<u>FY 15/16</u>
Project Development							
Engineering/Design							
Land							
Construction	2,475,000	2,225,000		250,000			
Contract Administration	25,000	25,000					
TOTAL	\$ 2,500,000	\$ 2,250,000		\$ 250,000			

Funding Sources:

	<u>Total Est Cost</u>	<u>Prior Yrs Funding</u>	<u>FY 11/12</u>	<u>FY 12/13</u>	<u>FY 13/14</u>	<u>FY 14/15</u>	<u>FY 15/16</u>
Pay Go - Current Revenues	250,000			250,000			
Banking Fund-Debt Proceeds	2,250,000	2,250,000					
TOTAL	\$ 2,500,000	\$ 2,250,000		\$ 250,000			

Estimated Operating Budget Impact:

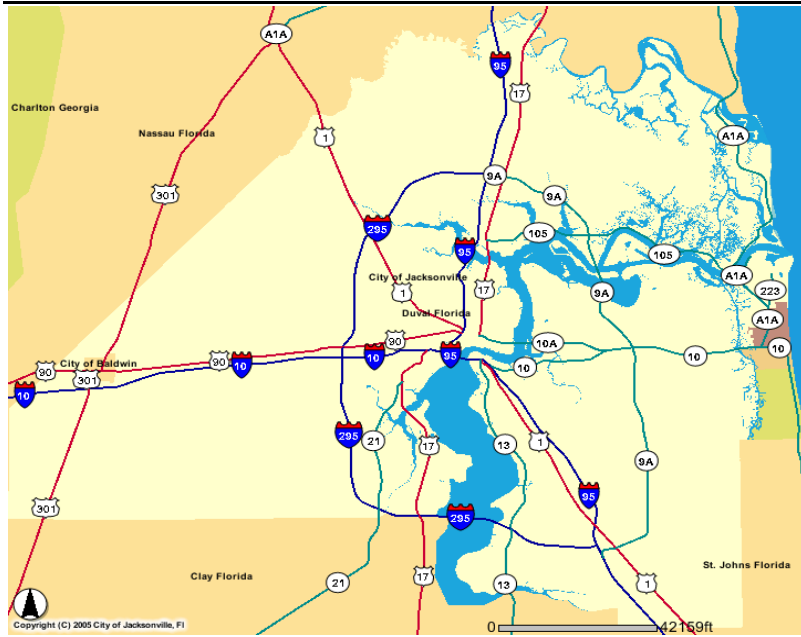
	<u>Total Est Cost</u>	<u>Prior Yrs Funding</u>	<u>FY 11/12</u>	<u>FY 12/13</u>	<u>FY 13/14</u>	<u>FY 14/15</u>	<u>FY 15/16</u>
Number of FTE							
Wages + Benefits							
Utilities							
Maintenance	10,000				5,000	5,000	
TOTAL	\$ 10,000				\$ 5,000	\$ 5,000	

Estimated Operating Budget Statement:

The operating impact to the budget is estimated to be \$10,000 for soil testing once the project is completed.

CITY OF JACKSONVILLE, FLORIDA

PROJECT TITLE: 4. Countywide Environmental Compliance	DEPARTMENT: Environmental & Compliance	PROGRAM: Environmental/Quality of Life
CIE REQUIREMENT: No	PROJECT COMPLETION DATE: 9/30/2014	PROJECT NUMBER: ERAS32AMP-ERR005-01
PREVIOUS FUNDING: \$ 750,000	BEYOND 5TH YEAR FUNDING: N/A	



Project Description:
Cleanup of various contaminated sites.

Level of Service Impact:
No change.

Expenditure Plan:

	<u>Total Est</u> <u>Cost</u>	<u>Prior Yrs</u> <u>Funding</u>	<u>FY 11/12</u>	<u>FY 12/13</u>	<u>FY 13/14</u>	<u>FY 14/15</u>	<u>FY 15/16</u>
Project Development							
Engineering/Design	250,000	250,000					
Land							
Construction	7,250,000	500,000	3,000,000	3,500,000	250,000		
Contract Administration							
TOTAL	\$ 7,500,000	\$ 750,000	\$ 3,000,000	\$ 3,500,000	\$ 250,000		

Funding Sources:

	<u>Total Est</u> <u>Cost</u>	<u>Prior Yrs</u> <u>Funding</u>	<u>FY 11/12</u>	<u>FY 12/13</u>	<u>FY 13/14</u>	<u>FY 14/15</u>
Banking Fund-Debt Proceeds	7,000,000	500,000	3,000,000	3,500,000		
Project and Budget Transfers						
Pay Go - Current Revenue	500,000	250,000			250,000	
TOTAL	\$ 7,500,000	\$ 750,000	\$ 3,000,000	\$ 3,500,000	\$ 250,000	

Estimated Operating Budget Impact:

	<u>Total Est</u> <u>Cost</u>	<u>Prior Yrs</u> <u>Funding</u>	<u>FY 11/12</u>	<u>FY 12/13</u>	<u>FY 13/14</u>	<u>FY 14/15</u>	<u>FY 15/16</u>
Number of FTE							
Wages + Benefits							
Utilities							
Maintenance	10,000					5,000	5,000
TOTAL	\$ 10,000					\$ 5,000	\$ 5,000

Estimated Operating Budget Statement:

The operating impact to the budget is estimated to be \$10,000 for ground testing once the project is completed.

CITY OF JACKSONVILLE, FLORIDA

PROJECT TITLE:
5. Fire Station #25 (3 Bay) Replacement

DEPARTMENT:
Fire and Rescue

PROGRAM:
Public Safety

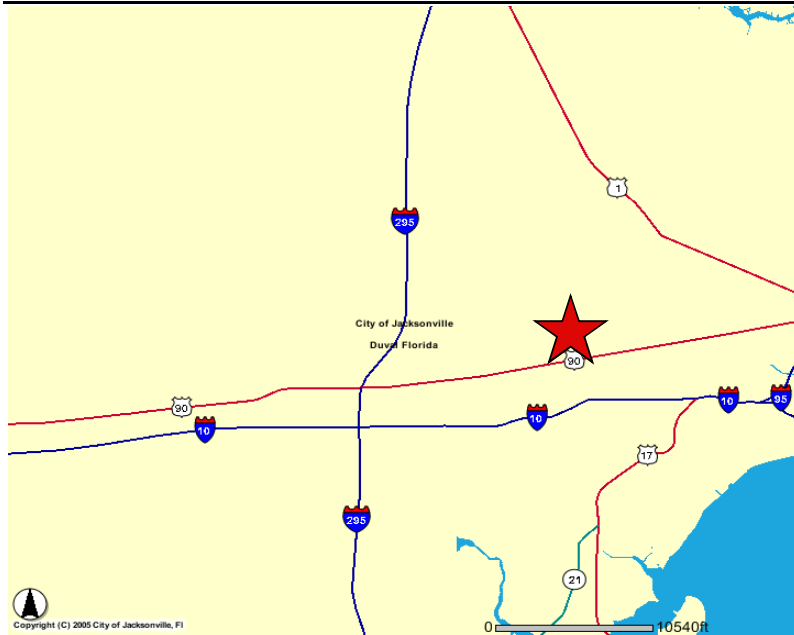
CIE REQUIREMENT:
No

PROJECT COMPLETION DATE:
12/31/2016

PROJECT NUMBER:
TBD

PREVIOUS FUNDING:
N/A

BEYOND 5TH YEAR FUNDING:
N/A



Project Description:

Replacement of Fire Station # 25, construction of a 3 Bay Fire Station. This replacement was recommended in the TriData Fire Station Location Report of 2001. Station 25 has been in service for more than 50 years and has become antiquated due to modern crew and equipment size. It also does not meet current ADA, female separation and code requirements.

Level of Service Impact:

No change.

Expenditure Plan:

	<u>Total Est</u> <u>Cost</u>	<u>Prior Yrs</u> <u>Funding</u>	<u>FY 11/12</u>	<u>FY 12/13</u>	<u>FY 13/14</u>	<u>FY 14/15</u>	<u>FY 15/16</u>
Project Development							
Engineering/Design	132,000						132,000
Land	440,000						440,000
Construction	2,095,233						2,095,233
Contract Administration	360,000						360,000
Art In Public Places	17,550						17,550
TOTAL	\$ 3,044,783						\$ 3,044,783

Funding Sources:

	<u>Total Est</u> <u>Cost</u>	<u>Prior Yrs</u> <u>Funding</u>	<u>FY 11/12</u>	<u>FY 12/13</u>	<u>FY 13/14</u>	<u>FY 14/15</u>	<u>FY 15/16</u>
Banking Fund-Debt Proceeds	3,044,783						3,044,783
TOTAL	\$ 3,044,783						\$ 3,044,783

Estimated Operating Budget Impact:

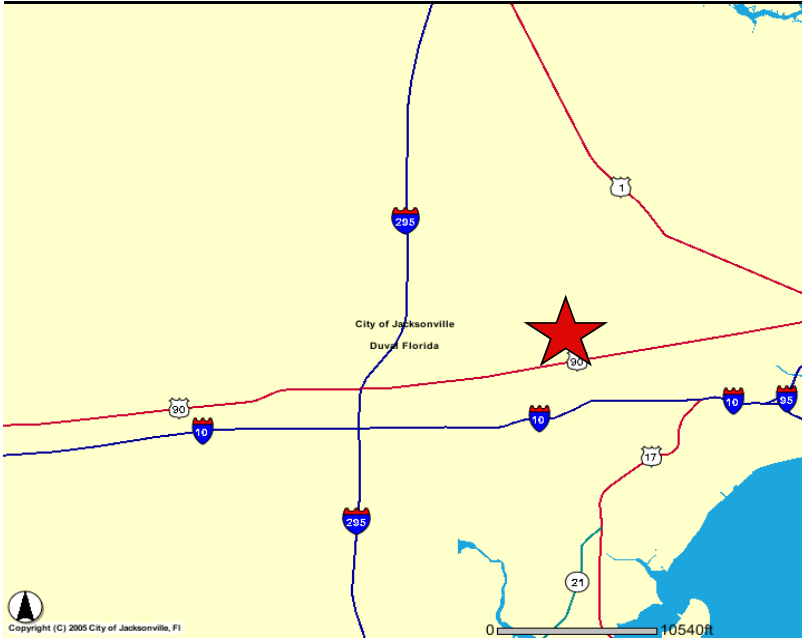
	<u>Total Est</u> <u>Cost</u>	<u>Prior Yrs</u> <u>Funding</u>	<u>FY 11/12</u>	<u>FY 12/13</u>	<u>FY 13/14</u>	<u>FY 14/15</u>	<u>FY 15/16</u>
Number of FTE							
Supplies	14,575						14,575
Equipment	21,111						21,111
Utilities	5,500						5,500
TOTAL	\$ 41,186						\$ 41,186

Estimated Operating Budget Statement:

Upon completion of the new replacement station the estimate is approximately \$41,186 in additional expenditures to the operating budget.

CITY OF JACKSONVILLE, FLORIDA

PROJECT TITLE: 6. Fire Station #61 New - TRIDATA	DEPARTMENT: Fire and Rescue	PROGRAM: Public Safety
CIE REQUIREMENT: No	PROJECT COMPLETION DATE: 9/30/2013	PROJECT NUMBER: TBD
PREVIOUS FUNDING: N/A	BEYOND 5TH YEAR FUNDING: N/A	



Project Description:
Build 3 Bay Fire Station at Brannon Field Rd. and Argyle Forest Blvd. to provide coverage in this area and reduce response time. Oakleaf Planation

Level of Service Impact:
Increased response time.

Expenditure Plan:

	<u>Total Est</u> <u>Cost</u>	<u>Prior Yrs</u> <u>Funding</u>	<u>FY 11/12</u>	<u>FY 12/13</u>	<u>FY 13/14</u>	<u>FY 14/15</u>	<u>FY 15/16</u>
Project Development							
Engineering/Design	287,261						287,261
Land	400,000						400,000
Construction	1,935,375						1,935,375
Contract Administration	233,349						233,349
Art In Public Places	14,625						14,625
TOTAL	\$ 2,870,610						\$ 2,870,610

Funding Sources:

	<u>Total Est</u> <u>Cost</u>	<u>Prior Yrs</u> <u>Funding</u>	<u>FY 11/12</u>	<u>FY 12/13</u>	<u>FY 13/14</u>	<u>FY 14/15</u>	<u>FY 15/16</u>
Banking Fund-Debt Proceeds	2,870,610						2,870,610
TOTAL	\$ 2,870,610						\$ 2,870,610

Estimated Operating Budget Impact:

	<u>Total Est</u> <u>Cost</u>	<u>Prior Yrs</u> <u>Funding</u>	<u>FY 11/12</u>	<u>FY 12/13</u>	<u>FY 13/14</u>	<u>FY 14/15</u>	<u>FY 15/16</u>
Number of FTE	22						22
Wages + Benefits	950,000						950,000
Supplies	2,000						2,000
Equipment	1,613,873						1,613,873
Utilities	5,000						5,000
TOTAL	\$ 2,570,873						2,570,873

Estimated Operating Budget Statement:

Upon completion of this new station the estimate is approximately \$2,570,893 in additional expenditures to the operating budget.

CITY OF JACKSONVILLE, FLORIDA

PROJECT TITLE:
7. Fire Station #62 New - TRIDATA

DEPARTMENT:
Fire and Rescue

PROGRAM:
Public Safety

CIE REQUIREMENT:
No

PROJECT COMPLETION DATE:
9/30/2014

PROJECT NUMBER:
TBD

PREVIOUS FUNDING:
N/A

BEYOND 5TH YEAR FUNDING:
N/A



Project Description:

Build new 3 Bay Fire Station at Old St. Augustine Rd. and Phillips Hwy. to provide additional coverage and reduce response times in this rapidly growing area.

Level of Service Impact:

Increased response time.

Expenditure Plan:

	<u>Total Est Cost</u>	<u>Prior Yrs Funding</u>	<u>FY 11/12</u>	<u>FY 12/13</u>	<u>FY 13/14</u>	<u>FY 14/15</u>	<u>FY 15/16</u>
Project Development							
Engineering/Design	295,422				295,422		
Land	400,000				400,000		
Construction	2,129,765				2,129,765		
Contract Administration	112,939				112,939		
Art In Public Places	16,094				16,094		
TOTAL	\$ 2,954,220				\$ 2,954,220		

Funding Sources:

	<u>Total Est Cost</u>	<u>Prior Yrs Funding</u>	<u>FY 11/12</u>	<u>FY 12/13</u>	<u>FY 13/14</u>	<u>FY 14/15</u>	<u>FY 15/16</u>
Banking Fund-Debt Proceeds	2,954,220				2,954,220		
TOTAL	\$ 2,954,220				\$ 2,954,220		

Estimated Operating Budget Impact:

	<u>Total Est Cost</u>	<u>Prior Yrs Funding</u>	<u>FY 11/12</u>	<u>FY 12/13</u>	<u>FY 13/14</u>	<u>FY 14/15</u>	<u>FY 15/16</u>
Number of FTE	22				22		
Wages + Benefits	2,866,548				955,516	955,516	955,516
Supplies	6,000				2,000	2,000	2,000
Equipment	1,662,289				1,662,289		
Utilities	15,000				\$ 5,000	\$ 5,000	\$ 5,000
Total	4,549,837				\$2,624,805	\$962,516	\$962,516

Estimated Operating Budget Statement

Upon completion of this new station the estimated impact to the operating budget is approximately \$2,624,805 in FY 14 followed by annual operating costs of \$962,516 in subsequent years.

CITY OF JACKSONVILLE, FLORIDA

PROJECT TITLE:
8. Fire Station #45 Relocate - TRIDATA

DEPARTMENT:
Fire and Rescue

PROGRAM:
Public Safety

CIE REQUIREMENT:
No

PROJECT COMPLETION DATE:
9/30/2015

PROJECT NUMBER:
TBD

PREVIOUS FUNDING:
N/A

BEYOND 5TH YEAR FUNDING:
N/A



Project Description:
Relocate Fire Station #45

Level of Service Impact:
No change.

Expenditure Plan:

	<u>Total Est</u> <u>Cost</u>	<u>Prior Yrs</u> <u>Funding</u>	<u>FY 11/12</u>	<u>FY 12/13</u>	<u>FY 13/14</u>	<u>FY 14/15</u>	<u>FY 15/16</u>
Project Development							
Engineering/Design	40,000						40,000
Land	200,000						200,000
Construction	2,742,126						2,742,126
Contract Administration	40,000						40,000
Art In Public Places	20,721						20,721
TOTAL	\$ 3,042,847						\$ 3,042,847

Funding Sources:

	<u>Total Est</u> <u>Cost</u>	<u>Prior Yrs</u> <u>Funding</u>	<u>FY 11/12</u>	<u>FY 12/13</u>	<u>FY 13/14</u>	<u>FY 14/15</u>	<u>FY 15/16</u>
Banking Fund-Debt Proceeds	3,042,847						3,042,847
TOTAL	\$ 3,042,847						\$ 3,042,847

Estimated Operating Budget Impact:

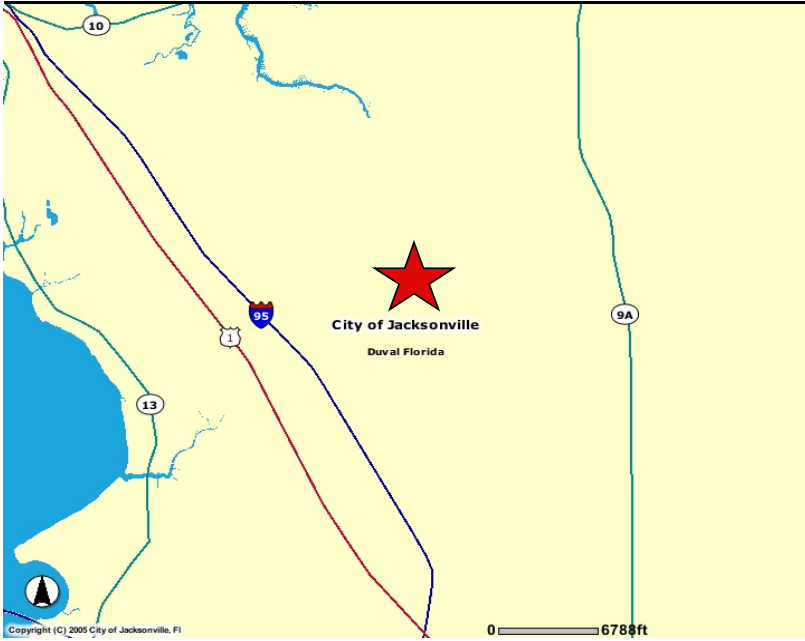
	<u>Total Est</u> <u>Cost</u>	<u>Prior Yrs</u> <u>Funding</u>	<u>FY 11/12</u>	<u>FY 12/13</u>	<u>FY 13/14</u>	<u>FY 14/15</u>	<u>FY 15/16</u>
Number of FTE							
Supplies	2,000						2,000
Equipment	0						
Utilities	5,000						5,000
TOTAL	\$ 7,000						\$ 7,000

Estimated Operating Budget Statement:

Upon completion of this project the estimated impact to the operating budget is approximately \$7,000 dollars a year.

CITY OF JACKSONVILLE, FLORIDA

PROJECT TITLE: 9. Fire Station #63 New - TRIDATA	DEPARTMENT: Fire and Rescue	PROGRAM: Public Safety
CIE REQUIREMENT: No	PROJECT COMPLETION DATE: 9/30/2015	PROJECT NUMBER: TBD
PREVIOUS FUNDING: N/A	BEYOND 5TH YEAR FUNDING: N/A	



Project Description:
Build 2 Bay Fire Station at St. Johns Town Center to fill in the gap in coverage and reduce response times in rapidly growing area.

Level of Service Impact:
Increased response time.

Expenditure Plan:

	<u>Total Est</u> <u>Cost</u>	<u>Prior Yrs</u> <u>Funding</u>	<u>FY 11/12</u>	<u>FY 12/13</u>	<u>FY 13/14</u>	<u>FY 14/15</u>	<u>FY 15/16</u>
Project Development							
Engineering/Design							
Land	40,000					40,000	
Construction	2,940,626					2,940,626	
Contract Administration	40,000					40,000	
Art In Public Places	22,221					22,221	
TOTAL	\$ 3,042,847					\$ 3,042,847	

Funding Sources:

	<u>Total Est</u> <u>Cost</u>	<u>Prior Yrs</u> <u>Funding</u>	<u>FY 11/12</u>	<u>FY 12/13</u>	<u>FY 13/14</u>	<u>FY 14/15</u>	<u>FY 15/16</u>
Banking Fund-Debt Proceeds	3,042,847					3,042,847	
TOTAL	\$ 3,042,847					\$ 3,042,847	

Estimated Operating Budget Impact:

	<u>Total Est</u> <u>Cost</u>	<u>Prior Yrs</u> <u>Funding</u>	<u>FY 11/12</u>	<u>FY 12/13</u>	<u>FY 13/14</u>	<u>FY 14/15</u>	<u>FY 15/16</u>
Number of FTE	22					22	
Wages + Benefits	2,027,414					1,013,707	1,013,707
Supplies	4,000					2,000	2,000
Equipment	1,763,523					1,763,523	
Utilities	10,000					5,000	5,000
TOTAL	\$3,804,937					\$2,784,230	\$1,020,707

Estimated Operating Budget Statement:

Upon completion of this new station the estimated impact to the operating budget is approximately \$2,784,252 in FY 15 followed by annual operating costs of \$1,020,707 in subsequent years.

CITY OF JACKSONVILLE, FLORIDA

PROJECT TITLE:
10. Fire Station #47 New - TRIDATA

DEPARTMENT:
Fire and Rescue

PROGRAM:
Public Safety

CIE REQUIREMENT:
No

PROJECT COMPLETION DATE:
TBD

PROJECT NUMBER:
TBD

PREVIOUS FUNDING:
N/A

BEYOND 5TH YEAR FUNDING:
N/A



Project Description:

Construction of a prototype designed three bay Fire Station.

Level of Service Impact:

Increased response time.

Expenditure Plan:

	<u>Total Est Cost</u>	<u>Prior Yrs Funding</u>	<u>FY 11/12</u>	<u>FY 12/13</u>	<u>FY 13/14</u>	<u>FY 14/15</u>	<u>FY 15/16</u>
Project Development							
Engineering/Design	40,000						
Land	200,000						
Construction	3,325,109						
Contract Administration	40,000						
Art In Public Places	25,127						
TOTAL	\$ 3,630,236						

Funding Sources:

	<u>Total Est Cost</u>	<u>Prior Yrs Funding</u>	<u>FY 11/12</u>	<u>FY 12/13</u>	<u>FY 13/14</u>	<u>FY 14/15</u>	<u>FY 15/16</u>
Banking Fund-Debt Proceeds	3,630,236						
TOTAL	\$ 3,630,236						

Estimated Operating Budget Impact:

	<u>Total Est Cost</u>	<u>Prior Yrs Funding</u>	<u>FY 11/12</u>	<u>FY 12/13</u>	<u>FY 13/14</u>	<u>FY 14/15</u>	<u>FY 15/16</u>
Number of FTE							
Supplies							
Equipment							
Utilities							
TOTAL							

Estimated Operating Budget Statement:

The estimated operating impact to the budget will be determined next fiscal year.

CITY OF JACKSONVILLE, FLORIDA

PROJECT TITLE:
11. Fire Station #64 New - TRIDATA

DEPARTMENT:
Fire and Rescue

PROGRAM:
Public Safety

CIE REQUIREMENT:
No

PROJECT COMPLETION DATE:
9/30/2016

PROJECT NUMBER:
TBD

PREVIOUS FUNDING:
N/A

BEYOND 5TH YEAR FUNDING:
N/A



Project Description:

Build 2 Bay Fire Station at Bertha Street and Harts Rd. to fill the gap in coverage and reduce response times in this area.

Level of Service Impact:

Increased response time.

Expenditure Plan:

	<u>Total Est</u> <u>Cost</u>	<u>Prior Yrs</u> <u>Funding</u>	<u>FY 11/12</u>	<u>FY 12/13</u>	<u>FY 13/14</u>	<u>FY 14/15</u>	<u>FY 15/16</u>
Project Development							
Engineering/Design	40,000						40,000
Land	200,000						200,000
Construction	2,832,726						2,832,726
Contract Administration	40,000						40,000
Art In Public Places	21,406						21,406
TOTAL	\$ 3,134,132						\$ 3,134,132

Funding Sources:

	<u>Total Est</u> <u>Cost</u>	<u>Prior Yrs</u> <u>Funding</u>	<u>FY 11/12</u>	<u>FY 12/13</u>	<u>FY 13/14</u>	<u>FY 14/15</u>	<u>FY 15/16</u>
Banking Fund-Debt Proceeds	3,134,132						3,134,132
TOTAL	\$ 3,134,132						\$ 3,134,132

Estimated Operating Budget Impact:

	<u>Total Est</u> <u>Cost</u>	<u>Prior Yrs</u> <u>Funding</u>	<u>FY 11/12</u>	<u>FY 12/13</u>	<u>FY 13/14</u>	<u>FY 14/15</u>	<u>FY 15/16</u>
Number of FTE	22						22
Wages + Benefits	1,013,707						1,013,707
Supplies	2,000						2,000
Equipment	1,763,523						1,763,523
Utilities	5,000						5,000
TOTAL	2,784,230						\$ 2,784,230

Estimated Operating Budget Statement:

Upon completion of this new station the estimated operating impact to the budget is approximately \$2,784,230 in FY 16 followed by annual operating costs of \$1,020,707 in subsequent years..

CITY OF JACKSONVILLE, FLORIDA

PROJECT TITLE:
12. Fire Station #17 Replacement-TRIDATA

DEPARTMENT:
Fire and Rescue

PROGRAM:
Public Safety

CIE REQUIREMENT:
No

PROJECT COMPLETION DATE:
9/30/2016

PROJECT NUMBER:
TBD

PREVIOUS FUNDING:
N/A

BEYOND 5TH YEAR FUNDING:
N/A



Project Description:

Replace Fire Station at existing location due to antiquated and outgrown facility. Apparatus no longer fit in existing station and station is not ADA compliant and does not provide for male/female separation.

Level of Service Impact:

No change.

Expenditure Plan:

	<u>Total Est Cost</u>	<u>Prior Yrs Funding</u>	<u>FY 11/12</u>	<u>FY 12/13</u>	<u>FY 13/14</u>	<u>FY 14/15</u>	<u>FY 15/16</u>
Project Development							
Engineering/Design	40,000						40,000
Land							
Construction	2,854,529						2,854,529
Contract Administration	40,000						40,000
Art In Public Places	21,571						21,571
TOTAL	\$ 2,956,100						\$ 2,956,100

Funding Sources:

	<u>Total Est Cost</u>	<u>Prior Yrs Funding</u>	<u>FY 11/12</u>	<u>FY 12/13</u>	<u>FY 13/14</u>	<u>FY 14/15</u>	<u>FY 15/16</u>
Banking Fund-Debt Proceeds	2,956,100						2,956,100
TOTAL	\$ 2,956,100						\$ 2,956,100

Estimated Operating Budget Impact:

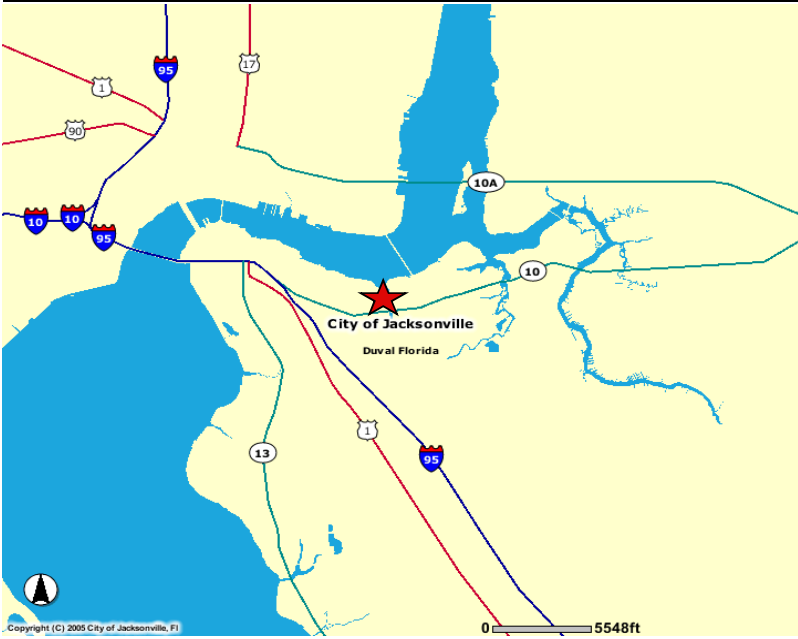
	<u>Total Est Cost</u>	<u>Prior Yrs Funding</u>	<u>FY 11/12</u>	<u>FY 12/13</u>	<u>FY 13/14</u>	<u>FY 14/15</u>	<u>FY 15/16</u>
Number of FTE							
Supplies	2,000						2,000
Equipment							
Utilities	5,000						5,000
TOTAL	\$ 7,000						\$ 7,000

Estimated Operating Budget Statement:

Upon completion of the station the estimated operating impact to the budget is approximately \$7,000 dollars a year.

CITY OF JACKSONVILLE, FLORIDA

PROJECT TITLE: 13. Fire Station #12 Replacement-TRIDATA	DEPARTMENT: Fire and Rescue	PROGRAM: Public Safety
CIE REQUIREMENT: No	PROJECT COMPLETION DATE: TBD	PROJECT NUMBER: TBD
PREVIOUS FUNDING: N/A	BEYOND 5TH YEAR FUNDING: N/A	



Project Description:
Replace 1-Bay Fire Station with a 2-Bay Fire Station at existing location. Current Station is located at 3408 Atlantic Blvd.

Level of Service Impact:
No change.

Expenditure Plan:

	<u>Total Est</u> <u>Cost</u>	<u>Prior Yrs</u> <u>Funding</u>	<u>FY 11/12</u>	<u>FY 12/13</u>	<u>FY 13/14</u>	<u>FY 14/15</u>	<u>FY 15/16</u>
Project Development							
Engineering/Design	40,000						
Land							
Construction	3,123,864						
Contract Administration	40,000						
Art In Public Places	23,606						
TOTAL	\$ 3,227,470						

Funding Sources:

	<u>Total Est</u> <u>Cost</u>	<u>Prior Yrs</u> <u>Funding</u>	<u>FY 11/12</u>	<u>FY 12/13</u>	<u>FY 13/14</u>	<u>FY 14/15</u>	<u>FY 15/16</u>
Banking Fund-Debt Proceeds	3,227,470						
TOTAL	\$ 3,227,470						

Estimated Operating Budget Impact:

	<u>Total Est</u> <u>Cost</u>	<u>Prior Yrs</u> <u>Funding</u>	<u>FY 11/12</u>	<u>FY 12/13</u>	<u>FY 13/14</u>	<u>FY 14/15</u>	<u>FY 15/16</u>
Number of FTE							
Supplies	2,000						2,000
Equipment							
Utilities	5,000						5,000
TOTAL	\$ 7,000						\$ 7,000

Estimated Operating Budget Statement:

Upon completion of the station the estimated operating impact to the budget is an additional \$7,000 dollars a year.

CITY OF JACKSONVILLE, FLORIDA

PROJECT TITLE:
14. Fire Station #36 Relocate-TRIDATA

DEPARTMENT:
Fire and Rescue

PROGRAM:
Public Safety

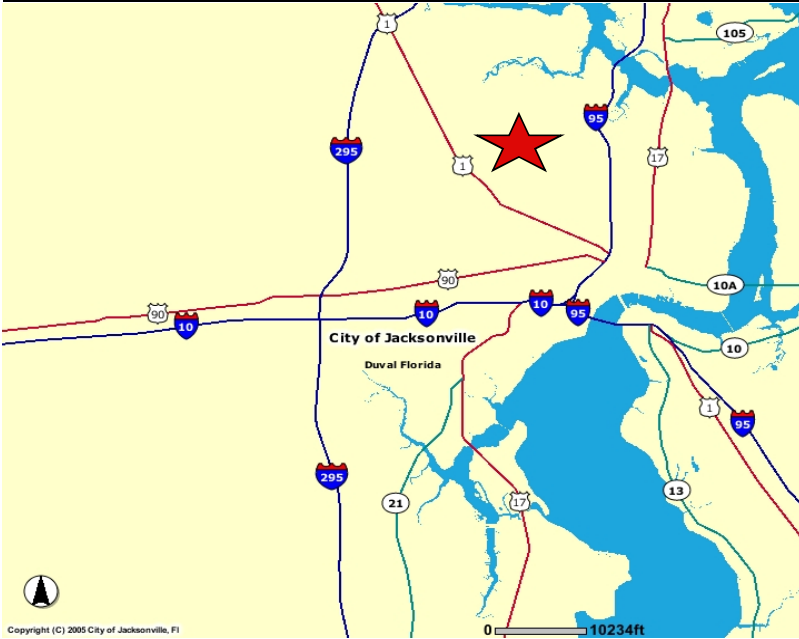
CIE REQUIREMENT:
No

PROJECT COMPLETION DATE:
TBD

PROJECT NUMBER:
TBD

PREVIOUS FUNDING:
N/A

BEYOND 5TH YEAR FUNDING:
N/A



Project Description:
Relocate Fire Station in the same area as current facility. Current station can no longer adequately house staffing and apparatus.

Level of Service Impact:
No change.

Expenditure Plan:

	<u>Total Est Cost</u>	<u>Prior Yrs Funding</u>	<u>FY 11/12</u>	<u>FY 12/13</u>	<u>FY 13/14</u>	<u>FY 14/15</u>	<u>FY 15/16</u>
Project Development							
Engineering/Design	40,000						
Land							
Construction	3,217,864						
Contract Administration	40,000						
Art In Public Places	24,316						
TOTAL	\$ 3,322,180						

Funding Sources:

	<u>Total Est Cost</u>	<u>Prior Yrs Funding</u>	<u>FY 11/12</u>	<u>FY 12/13</u>	<u>FY 13/14</u>	<u>FY 14/15</u>	<u>FY 15/16</u>
Banking Fund-Debt Proceeds	3,322,180						
TOTAL	\$ 3,322,180						

Estimated Operating Budget Impact:

	<u>Total Est Cost</u>	<u>Prior Yrs Funding</u>	<u>FY 11/12</u>	<u>FY 12/13</u>	<u>FY 13/14</u>	<u>FY 14/15</u>	<u>FY 15/16</u>
Number of FTE							
Supplies	2,000						2,000
Equipment							
Utilities	5,000						5,000
TOTAL	\$ 7,000						\$ 7,000

Estimated Operating Budget Statement:

Upon completion of the station the estimated operating impact to the budget is an additional of \$7,000 dollars a year.

CITY OF JACKSONVILLE, FLORIDA

PROJECT TITLE:
15. Fire Station #65 NEW-TRIDATA

DEPARTMENT:
Fire and Rescue

PROGRAM:
Public Safety

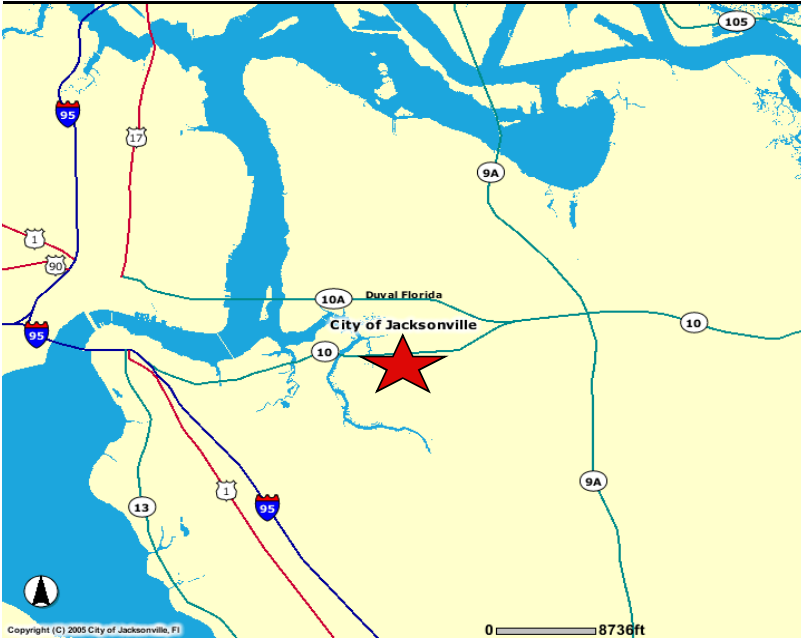
CIE REQUIREMENT:
No

PROJECT COMPLETION DATE:
TBD

PROJECT NUMBER:
TBD

PREVIOUS FUNDING:
N/A

BEYOND 5TH YEAR FUNDING:
N/A



Project Description:
Build a new 2-Bay Fire Station in the vicinity of Atlantic Blvd and St. Johns Bluff to reduce response times in this rapidly growing area of town.

Level of Service Impact:
Increased response time.

Expenditure Plan:

	<u>Total Est Cost</u>	<u>Prior Yrs Funding</u>	<u>FY 11/12</u>	<u>FY 12/13</u>	<u>FY 13/14</u>	<u>FY 14/15</u>	<u>FY 15/16</u>
Project Development							
Engineering/Design	40,000						
Land	200,000						
Construction	3,019,364						
Contract Administration	40,000						
Art In Public Places	22,816						
TOTAL	\$ 3,322,180						

Funding Sources:

	<u>Total Est Cost</u>	<u>Prior Yrs Funding</u>	<u>FY 11/12</u>	<u>FY 12/13</u>	<u>FY 13/14</u>	<u>FY 14/15</u>	<u>FY 15/16</u>
Banking Fund-Debt Proceeds	3,322,180						
TOTAL	\$ 3,322,180						

Estimated Operating Budget Impact:

	<u>Total Est Cost</u>	<u>Prior Yrs Funding</u>	<u>FY 11/12</u>	<u>FY 12/13</u>	<u>FY 13/14</u>	<u>FY 14/15</u>	<u>FY 15/16</u>
Number of FTE	22						
Wages + Benefits	1,044,118						
Supplies	2,000						
Equipment	1,763,523						
Utilities	\$ 5,000						
TOTAL	\$ 2,814,641						

Estimated Operating Budget Statement:

Upon completion of this new station the estimated initial operating impact to the budget is approximately \$2,814,641.

CITY OF JACKSONVILLE, FLORIDA

PROJECT TITLE:
16. Fire Station #66 NEW-TRIDATA

DEPARTMENT:
Fire and Rescue

PROGRAM:
Public Safety

CIE REQUIREMENT:
No

PROJECT COMPLETION DATE:
TBD

PROJECT NUMBER:
TBD

PREVIOUS FUNDING:
N/A

BEYOND 5TH YEAR FUNDING:
N/A



Project Description:
Build a 2-Bay Fire Station at Merrill Rd. and Hartsfield. Station is necessary to fill the gap in coverage and reduce response times in rapidly growing area of county.

Level of Service Impact:
Increased response time.

Expenditure Plan:

	<u>Total Est Cost</u>	<u>Prior Yrs Funding</u>	<u>FY 11/12</u>	<u>FY 12/13</u>	<u>FY 13/14</u>	<u>FY 14/15</u>	<u>FY 15/16</u>
Project Development							
Engineering/Design	40,000						
Land	200,000						
Construction	3,118,281						
Contract Administration	40,000						
Art In Public Places	23,564						
TOTAL	\$ 3,421,845						

Funding Sources:

	<u>Total Est Cost</u>	<u>Prior Yrs Funding</u>	<u>FY 11/12</u>	<u>FY 12/13</u>	<u>FY 13/14</u>	<u>FY 14/15</u>	<u>FY 15/16</u>
Banking Fund-Debt Proceeds	3,421,845						
TOTAL	\$ 3,421,845						

Estimated Operating Budget Impact:

	<u>Total Est Cost</u>	<u>Prior Yrs Funding</u>	<u>FY 11/12</u>	<u>FY 12/13</u>	<u>FY 13/14</u>	<u>FY 14/15</u>	<u>FY 15/16</u>
Number of FTE	22						
Wages + Benefits	1,075,442						
Supplies	2,000						
Equipment	1,925,414						
Utilities	5,000						
TOTAL	\$3,007,856						

Estimated Operating Budget Statement:

Upon completion of this new station the estimated initial operating impact to the budget is approximately \$3,007,856.

CITY OF JACKSONVILLE, FLORIDA

PROJECT TITLE:
17. Fire Station #67 NEW-TRIDATA

DEPARTMENT:
Fire and Rescue

PROGRAM:
Public Safety

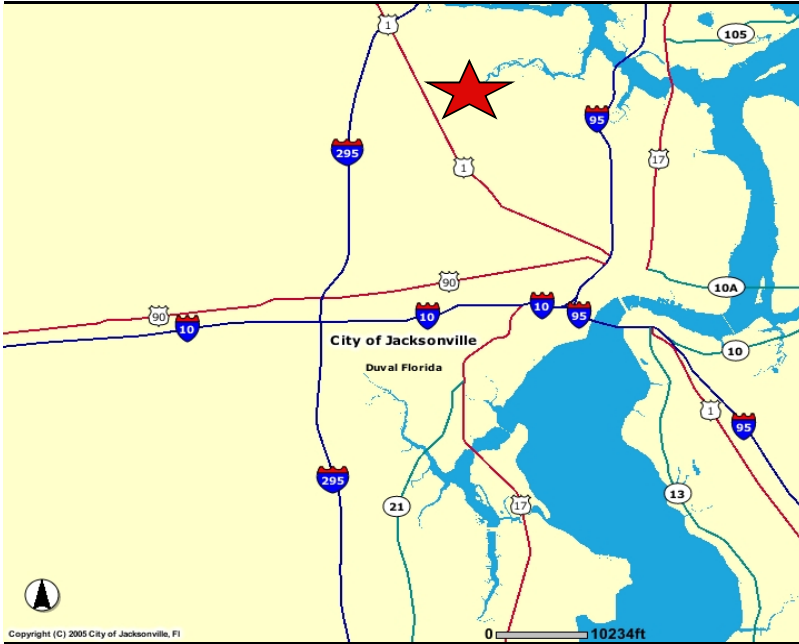
CIE REQUIREMENT:
No

PROJECT COMPLETION DATE:
TBD

PROJECT NUMBER:
TBD

PREVIOUS FUNDING:
N/A

BEYOND 5TH YEAR FUNDING:
N/A



Project Description:
Build 2-Bay Fire Station at Fredricksburg Avenue and Sibbald Road to fill the gap in coverage and reduce response times to this area.

Level of Service Impact:
Increased response time.

Expenditure Plan:

	<u>Total Est Cost</u>	<u>Prior Yrs Funding</u>	<u>FY 11/12</u>	<u>FY 12/13</u>	<u>FY 13/14</u>	<u>FY 14/15</u>	<u>FY 15/16</u>
Project Development							
Engineering/Design	40,000						
Land	200,000						
Construction	3,220,167						
Contract Administration	40,000						
Art In Public Places	24,334						
TOTAL	\$ 3,524,501						

Funding Sources:

	<u>Total Est Cost</u>	<u>Prior Yrs Funding</u>	<u>FY 11/12</u>	<u>FY 12/13</u>	<u>FY 13/14</u>	<u>FY 14/15</u>	<u>FY 15/16</u>
Banking Fund-Debt Proceeds	3,524,501						
TOTAL	\$ 3,524,501						

Estimated Operating Budget Impact:

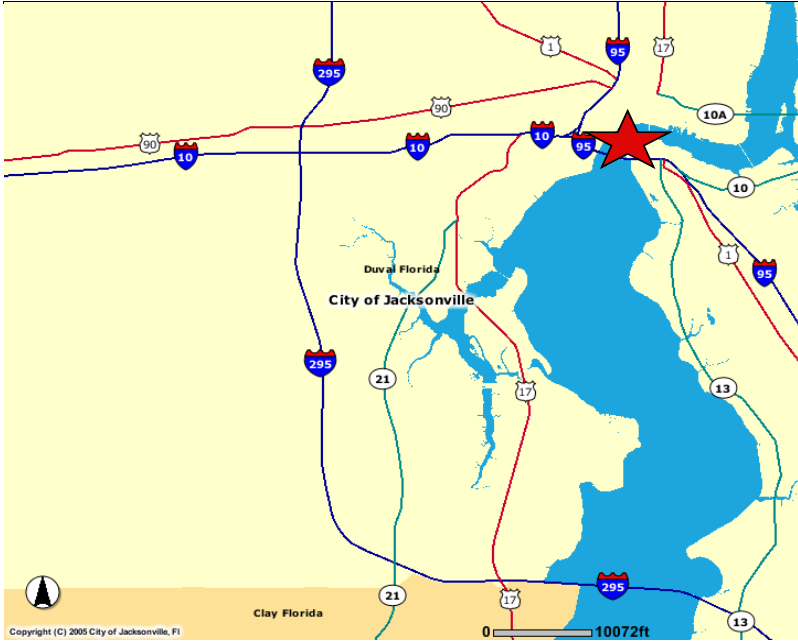
	<u>Total Est Cost</u>	<u>Prior Yrs Funding</u>	<u>FY 11/12</u>	<u>FY 12/13</u>	<u>FY 13/14</u>	<u>FY 14/15</u>	<u>FY 15/16</u>
Number of FTE	22						
Wages + Benefits	1,107,705						
Supplies	2,000						
Equipment	1,983,176						
Utilities	5,000						
TOTAL	\$3,097,881						

Estimated Operating Budget Statement:

Upon completion of this new station the estimated initial operating impact to the budget is approximately \$3,097,881.

CITY OF JACKSONVILLE, FLORIDA

PROJECT TITLE: 19. Northbank Riverwalk Extensions	DEPARTMENT: JEDC	PROGRAM: Targeted Economic Development
CIE REQUIREMENT: No	PROJECT COMPLETION DATE: TBD	PROJECT NUMBER: TBD
PREVIOUS FUNDING: N/A	BEYOND 5TH YEAR FUNDING: \$ 1,000,000	



Project Description:
Complete study, design and construction of riverwalk extension from the Fuller Warren Bridge toward Memorial Park along the riverfront. The Riverwalk is an important aspect of downtown. It provides a quality of life for citizens and an attraction for visitors to visit the area

Level of Service Impact:
TBD

Expenditure Plan:

	<u>Total Est</u> <u>Cost</u>	<u>Prior Yrs</u> <u>Funding</u>	<u>FY 11/12</u>	<u>FY 12/13</u>	<u>FY 13/14</u>	<u>FY 14/15</u>	<u>FY 15/16</u>
Project Development							
Engineering/Design							
Land							
Construction	7,466,250				3,000,000	1,679,750	1,786,500
Contract Administration	500,000					300,000	200,000
Art In Public Places	33,750					20,250	13,500
TOTAL	\$ 8,000,000				\$ 3,000,000	\$ 2,000,000	\$ 2,000,000

Funding Sources:

	<u>Total Est</u> <u>Cost</u>	<u>Prior Yrs</u> <u>Funding</u>	<u>FY 11/12</u>	<u>FY 12/13</u>	<u>FY 13/14</u>	<u>FY 14/15</u>	<u>FY 15/16</u>
TBD	1,000,000						
Banking Fund-Debt Proceeds	7,000,000				3,000,000	2,000,000	2,000,000
TOTAL	\$ 8,000,000				\$ 3,000,000	\$ 2,000,000	\$ 2,000,000

Estimated Operating Budget Impact:

	<u>Total Est</u> <u>Cost</u>	<u>Prior Yrs</u> <u>Funding</u>	<u>FY 11/12</u>	<u>FY 12/13</u>	<u>FY 13/14</u>	<u>FY 14/15</u>	<u>FY 15/16</u>
Number of FTE							
Supplies							
Equipment							
Utilities							
TOTAL							

Estimated Operating Budget Statement:

This capital project includes the City of Jacksonville to only fund the construction and completion of the Riverwalk. All maintenance costs will be assumed through a third party. There is no estimated impact to the operating budget.

CITY OF JACKSONVILLE, FLORIDA

PROJECT TITLE:
20. Cecil North 100 acres of new wetlands

DEPARTMENT:
JEDC

PROGRAM:
Drainage

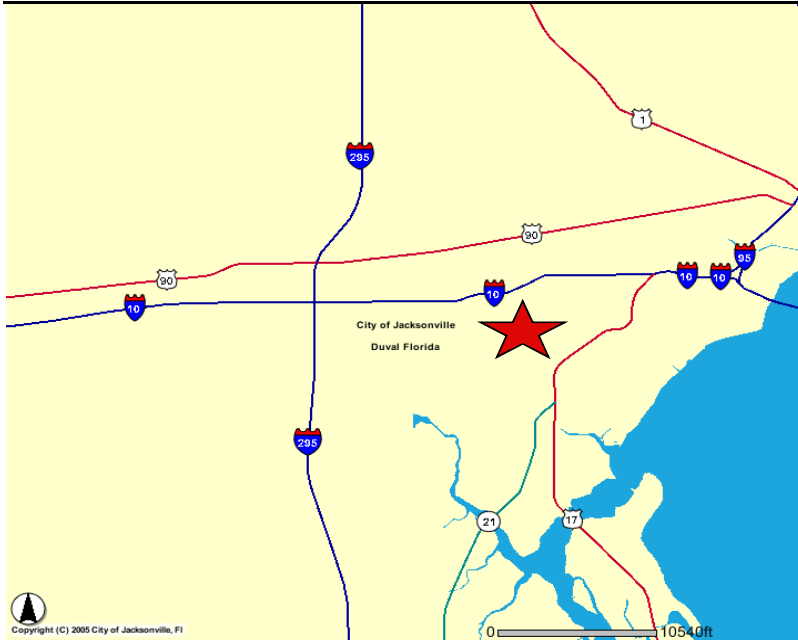
CIE REQUIREMENT:
No

PROJECT COMPLETION DATE:
9/30/2013

PROJECT NUMBER:
PWCP327SD541-PW0416-14

PREVIOUS FUNDING:
N/A

BEYOND 5TH YEAR FUNDING:
N/A



Project Description:
The St Johns Water Management District/ U.S. Army Corps of Engineers wetland permit requires the City to create 100 acres of wetlands to mitigate the impacts of proposed development at Cecil Commerce Center. Wetland to be created at 15-20 acres per year over the next 5 years. Once wetland mitigation area established, City must monitor for 5 years to ensure wetland has been established. City responsible for 71.32 acres. JAA responsible for remainder. Costs provided are for City portion only.

Level of Service Impact:
TBD

Expenditure Plan:

	<u>Total Est</u> <u>Cost</u>	<u>Prior Yrs</u> <u>Funding</u>	<u>FY 11/12</u>	<u>FY 12/13</u>	<u>FY 13/14</u>	<u>FY 14/15</u>	<u>FY 15/16</u>
Project Development							
Engineering/Design	100,000	100,000					
Land							
Construction	1,350,000	900,000	300,000	150,000			
Contract Administration	50,000	30,000	10,000	10,000			
TOTAL	\$ 1,500,000	\$ 1,030,000	\$ 310,000	\$ 160,000			

Funding Sources:

	<u>Total Est</u> <u>Cost</u>	<u>Prior Yrs</u> <u>Funding</u>	<u>FY 11/12</u>	<u>FY 12/13</u>	<u>FY 13/14</u>	<u>FY 14/15</u>
Pay Go - Current Revenues	470,000	310,000		160,000		
Interest & Revenue App.	310,000		310,000			
Banking Fund-Debt Proceeds	720,000	720,000				
TOTAL	\$ 1,500,000	\$ 1,030,000	\$ 310,000	\$ 160,000		

Estimated Operating Budget Impact:

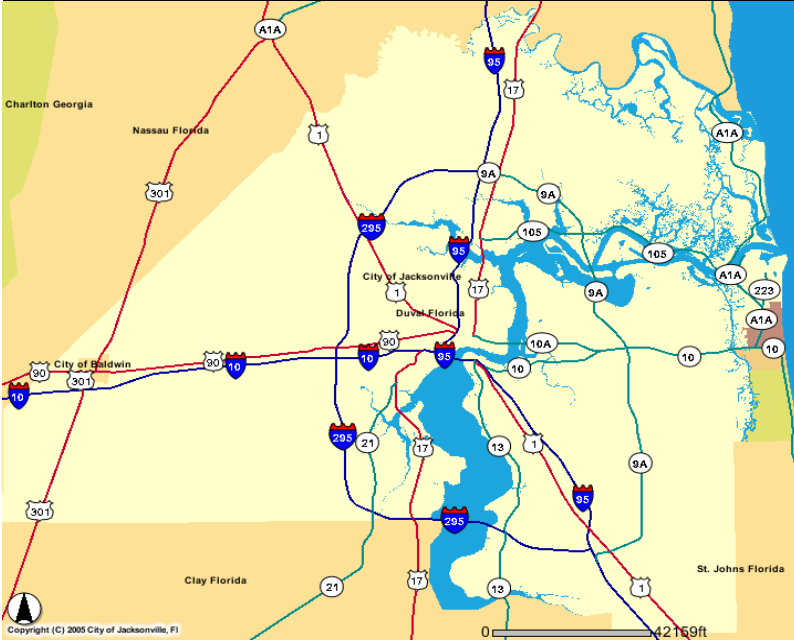
	<u>Total Est</u> <u>Cost</u>	<u>Prior Yrs</u> <u>Funding</u>	<u>FY 11/12</u>	<u>FY 12/13</u>	<u>FY 13/14</u>	<u>FY 14/15</u>	<u>FY 15/16</u>
Number of FTE							
Supplies							
Equipment							
Maintenance	60,000			20,000	20,000	20,000	
TOTAL	\$ 60,000			\$ 20,000	\$ 20,000	\$ 20,000	

Estimated Operating Budget Statement:

This project is a capital maintenance allocation that will utilize a vendor to complete the creation of the wetlands. Maintenance expenses are expected to impact the operating budget next fiscal year through 2015 at approximately \$20,000 per year.

CITY OF JACKSONVILLE, FLORIDA

PROJECT TITLE: 21. Americans with Disabilities Act (ADA) Compliance within Parks/Upgrade Parks	DEPARTMENT: R&C	PROGRAM: Parks
CIE REQUIREMENT: Yes	PROJECT COMPLETION DATE: 9/30/2015	PROJECT NUMBER: RCCP327F5720-PR0556-02
PREVIOUS FUNDING: \$ 5,455,531	BEYOND 5TH YEAR FUNDING: N/A	



Project Description:
 Upgrade parks as noted per fiscal year to ensure ADA compliance, per each park's deficiencies. This project will provide a better quality of life to our citizens with disabilities.

Level of Service Impact:
 Required by terms of lawsuit settlement

Expenditure Plan:

	<u>Total Est</u> <u>Cost</u>	<u>Prior Yrs</u> <u>Funding</u>	<u>FY 11/12</u>	<u>FY 12/13</u>	<u>FY 13/14</u>	<u>FY 14/15</u>	<u>FY 15/16</u>
Project Development							
Engineering/Design							
Land	1,555,531	1,555,531					
Construction	5,900,000	3,900,000	500,000	500,000	500,000	500,000	
TOTAL	\$ 7,455,531	\$ 5,455,531	\$ 500,000	\$ 500,000	\$ 500,000	\$ 500,000	

Funding Sources:

	<u>Total Est</u> <u>Cost</u>	<u>Prior Yrs</u> <u>Funding</u>	<u>FY 11/12</u>	<u>FY 12/13</u>	<u>FY 13/14</u>	<u>FY 14/15</u>	<u>FY 15/16</u>
Tree Mitigation	300,000	300,000					
Pay Go - Current Revenues	4,355,531	2,855,531		500,000	500,000	500,000	
Interest & Revenue App.	776,176	276,176	500,000				
Project & Budget Transfers	1,329,098	1,329,098					
Banking Fund-Debt Proceeds	694,726	694,726					
TOTAL	\$ 7,455,531	\$ 5,455,531	\$ 500,000	\$ 500,000	\$ 500,000	\$ 500,000	

Estimated Operating Budget Impact:

	<u>Total Est</u> <u>Cost</u>	<u>Prior Yrs</u> <u>Funding</u>	<u>FY 11/12</u>	<u>FY 12/13</u>	<u>FY 13/14</u>	<u>FY 14/15</u>	<u>FY 15/16</u>
Supplies							
Equipment							
TOTAL							

Estimated Operating Budget Statement:

This project is a capital maintenance allocation to upgrade City-owned parks and associated costs are factored into project costs. There is no estimated impact on the operating budget.

CITY OF JACKSONVILLE, FLORIDA

PROJECT TITLE:
22. Florida Inland Navigation District (FIND) Projects

DEPARTMENT:
R&C

PROGRAM:
Parks

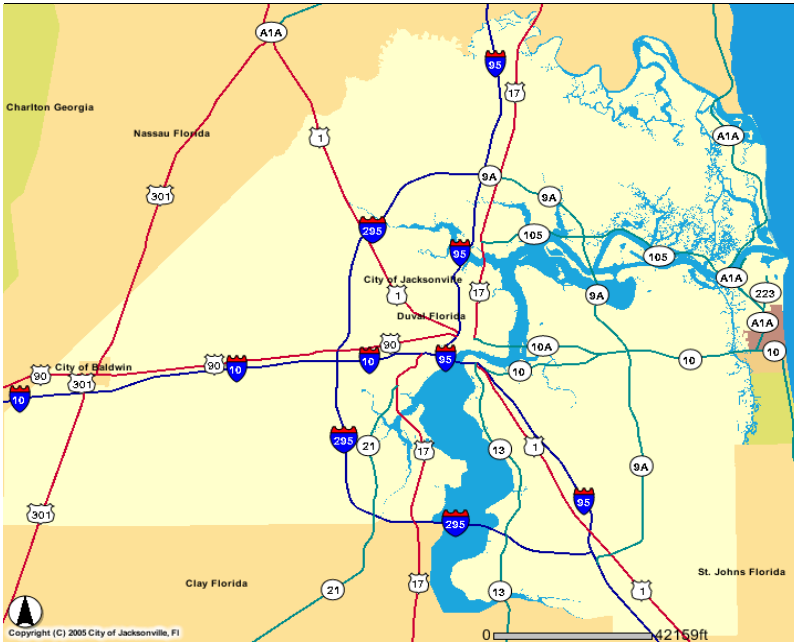
CIE REQUIREMENT:
No

PROJECT COMPLETION DATE:
On-going

PROJECT NUMBER:
TBD

PREVIOUS FUNDING:
N/A

BEYOND 5TH YEAR FUNDING:
\$ 1,200,000



Project Description:

The FIND sponsors projects to keep up the Atlantic Intracoastal Waterway. As such, the City intends on providing support and financing projects on the Intracoastal Waterway to better the quality of life of our city and the Beaches area communities.

Level of Service Impact:

TBD

Expenditure Plan:

	<u>Total Est Cost</u>	<u>Prior Yrs Funding</u>	<u>FY 11/12</u>	<u>FY 12/13</u>	<u>FY 13/14</u>	<u>FY 14/15</u>	<u>FY 15/16</u>
Project Development							
Engineering/Design							
Land							
Construction	6,000,000			1,200,000	1,200,000	1,200,000	1,200,000
TOTAL	\$ 6,000,000			\$ 1,200,000	\$ 1,200,000	\$ 1,200,000	\$ 1,200,000

Funding Sources:

	<u>Total Est Cost</u>	<u>Prior Yrs Funding</u>	<u>FY 11/12</u>	<u>FY 12/13</u>	<u>FY 13/14</u>	<u>FY 14/15</u>	<u>FY 15/16</u>
Pay Go - Current Revenues	3,000,000			600,000	600,000	600,000	600,000
Grant(s)-FIND/Other	3,000,000			600,000	600,000	600,000	600,000
TOTAL	\$ 6,000,000			\$ 1,200,000	\$ 1,200,000	\$ 1,200,000	\$ 1,200,000

Estimated Operating Budget Impact:

	<u>Total Est Cost</u>	<u>Prior Yrs Funding</u>	<u>FY 11/12</u>	<u>FY 12/13</u>	<u>FY 13/14</u>	<u>FY 14/15</u>	<u>FY 15/16</u>
Supplies							
Equipment							
TOTAL							

Estimated Operating Budget Statement:

This project is the general FIND project. Any impact within the operating budget will be contained within the fiscal year's actual FIND project. Please see projects 23 and 24.

CITY OF JACKSONVILLE, FLORIDA

PROJECT TITLE:
23. Trout River Bridge South (FIND)

DEPARTMENT:
R&C

PROGRAM:
Parks

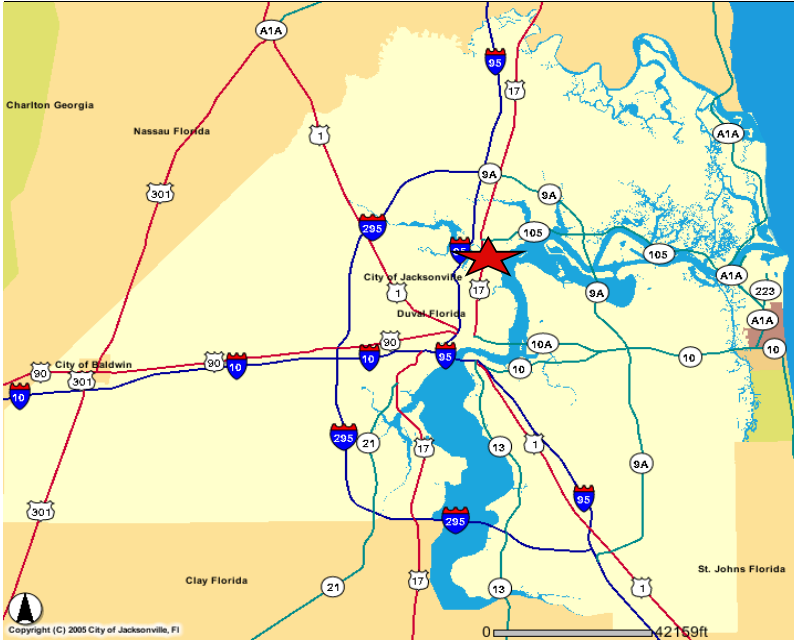
CIE REQUIREMENT:
No

PROJECT COMPLETION DATE:
9/30/2012

PROJECT NUMBER:
RCCP331FIND-RC0006-02
RCCP327F5720-RC0006-02

PREVIOUS FUNDING:
N/A

BEYOND 5TH YEAR FUNDING:
N/A



Project Description:

Renovate the existing closed Main Street Trout River Bridge to allow for public viewing of Trout River. The project consists repairing the old historical guardrails, new surfacing, improved safety barriers at the end of the pier, benches, decorative lighting and the securing of the gatehouses for safety and health reasons.

Level of Service Impact:

TBD

Expenditure Plan:

	<u>Total Est Cost</u>	<u>Prior Yrs Funding</u>	<u>FY 11/12</u>	<u>FY 12/13</u>	<u>FY 13/14</u>	<u>FY 14/15</u>	<u>FY 15/16</u>
Project Development							
Engineering/Design							
Land							
Construction	820,000		820,000				
TOTAL	\$ 820,000		\$ 820,000				

Funding Sources:

	<u>Total Est Cost</u>	<u>Prior Yrs Funding</u>	<u>FY 11/12</u>	<u>FY 12/13</u>	<u>FY 13/14</u>	<u>FY 14/15</u>	<u>FY 15/16</u>
Interest & Revenue Approp.	410,000		410,000				
Grant(s)-FIND/Other	410,000		410,000				
TOTAL	\$ 820,000		\$ 820,000				

Estimated Operating Budget Impact:

	<u>Total Est Cost</u>	<u>Prior Yrs Funding</u>	<u>FY 11/12</u>	<u>FY 12/13</u>	<u>FY 13/14</u>	<u>FY 14/15</u>	<u>FY 15/16</u>
Supplies							
Equipment							
TOTAL							

Estimated Operating Budget Statement:

This project is a capital maintenance allocation that will fund repairs and replacements to an existing structure, provide public safety for viewing and enhance security. There is no estimated impact to the operating budget.

CITY OF JACKSONVILLE, FLORIDA

PROJECT TITLE:
24. Ortega River Mooring Field & Channel Markers (FIND)

DEPARTMENT:
R&C

PROGRAM:
Parks

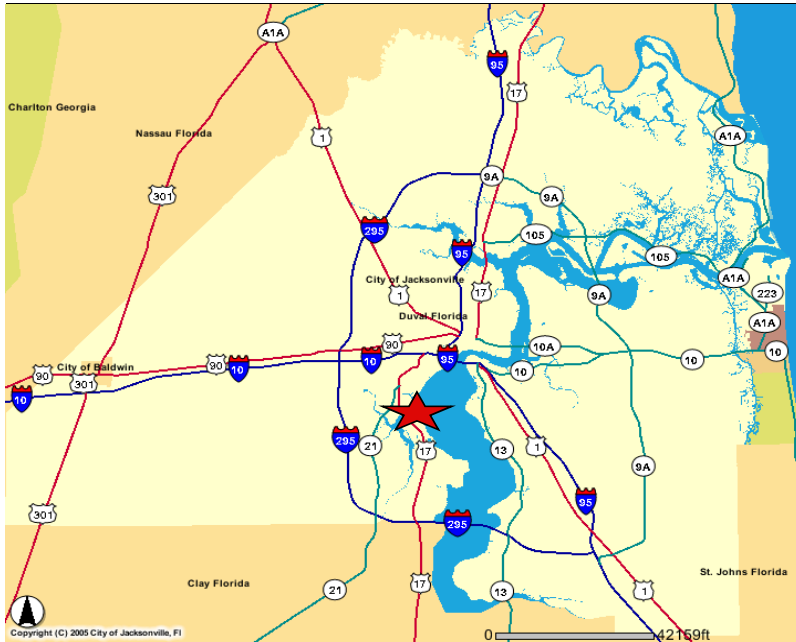
CIE REQUIREMENT:
No

PROJECT COMPLETION DATE:
9/30/2012

PROJECT NUMBER:
RCCP331FIND-PR0426-03
RCCP328F5720-PR0426-03

PREVIOUS FUNDING:
N/A

BEYOND 5TH YEAR FUNDING:
N/A



Project Description:

Propose to design a 40-50 mooring buoy field located in the Ortega River which is a tributary of the St. Johns River. The mooring field will be located between the Grand Ave Bridge and the Roosevelt Blvd. Bridge (U.S. 17). Phase I will consist of design and permitting of the channel markers and mooring buoy, hydrographic surveys, public meetings and obtaining the submerged land lease from the State.

Level of Service Impact:

TBD

Expenditure Plan:

	<u>Total Est Cost</u>	<u>Prior Yrs Funding</u>	<u>FY 11/12</u>	<u>FY 12/13</u>	<u>FY 13/14</u>	<u>FY 14/15</u>	<u>FY 15/16</u>
Project Development							
Engineering/Design							
Land							
Construction	200,000		200,000				
TOTAL	\$ 200,000		\$ 200,000				

Funding Sources:

	<u>Total Est Cost</u>	<u>Prior Yrs Funding</u>	<u>FY 11/12</u>	<u>FY 12/13</u>	<u>FY 13/14</u>	<u>FY 14/15</u>	<u>FY 15/16</u>
Interest & Revenue Approp.	100,000		100,000				
Grant(s)-FIND/Other	100,000		100,000				
TOTAL	\$ 200,000		\$ 200,000				

Estimated Operating Budget Impact:

	<u>Total Est Cost</u>	<u>Prior Yrs Funding</u>	<u>FY 11/12</u>	<u>FY 12/13</u>	<u>FY 13/14</u>	<u>FY 14/15</u>	<u>FY 15/16</u>
Supplies							
Equipment							
TOTAL							

Estimated Operating Budget Statement:

There is currently no estimated impact to the operating budget as the budgetary allocation is inclusive of the expenses associated with the design, permitting and other activities during this phase of the capital project.

CITY OF JACKSONVILLE, FLORIDA

PROJECT TITLE:
25. Fair Relocation Phase I

DEPARTMENT:
R&C

PROGRAM:
Parks

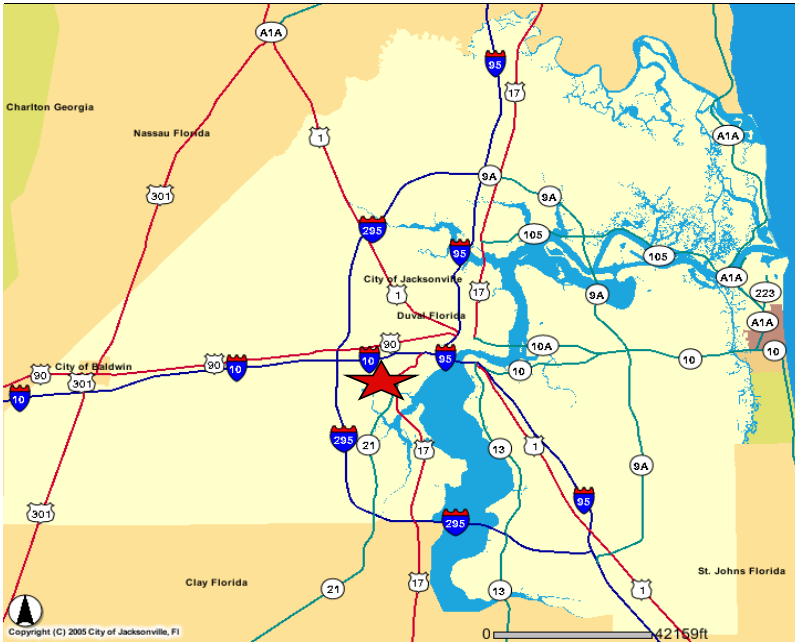
CIE REQUIREMENT:
No

PROJECT COMPLETION DATE:
9/30/2014

PROJECT NUMBER:
RCCP32AF5720-RC0007-01

PREVIOUS FUNDING:
N/A

BEYOND 5TH YEAR FUNDING:
N/A



Project Description:

Design, permitting & construction of the proposed Greater Jacksonville Fair Grounds to Taye Brown Regional Park. Phase I to include horizontal infrastructure.

Level of Service Impact:

TBD

Expenditure Plan:

	<u>Total Est Cost</u>	<u>Prior Yrs Funding</u>	<u>FY 11/12</u>	<u>FY 12/13</u>	<u>FY 13/14</u>	<u>FY 14/15</u>	<u>FY 15/16</u>
Project Development							
Engineering/Design							
Land							
Construction	8,000,000			2,000,000	5,000,000		
TOTAL	\$ 8,000,000			\$ 2,000,000	\$ 5,000,000		

Funding Sources:

	<u>Total Est Cost</u>	<u>Prior Yrs Funding</u>	<u>FY 11/12</u>	<u>FY 12/13</u>	<u>FY 13/14</u>	<u>FY 14/15</u>	<u>FY 15/16</u>
Banking fund Debt Proceeds	8,000,000			2,000,000	5,000,000		
Grant(s)-FIND/Other							
TOTAL	\$ 8,000,000			\$ 2,000,000	\$ 5,000,000		

Estimated Operating Budget Impact:

	<u>Total Est Cost</u>	<u>Prior Yrs Funding</u>	<u>FY 11/12</u>	<u>FY 12/13</u>	<u>FY 13/14</u>	<u>FY 14/15</u>	<u>FY 15/16</u>
Supplies							
Equipment							
TOTAL							

Estimated Operating Budget Statement:

The operating impact will be determined next fiscal year.

CITY OF JACKSONVILLE, FLORIDA

PROJECT TITLE:
26. Countywide Parks -
Upgrades/Maintenance Repairs

DEPARTMENT:
R&C

PROGRAM:
Parks

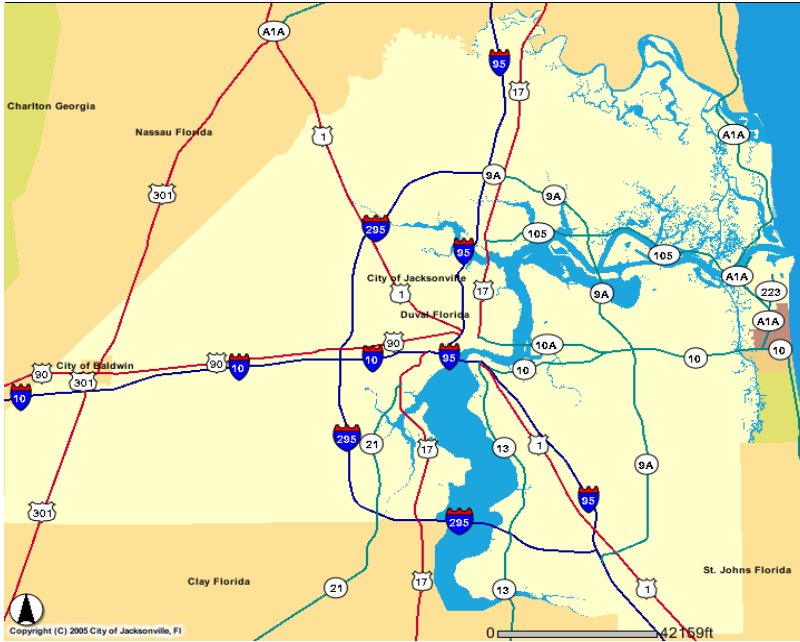
CIE REQUIREMENT:
No

PROJECT COMPLETION DATE:
On-Going

PROJECT NUMBER:
RCCP327F5720-PR0597-01

PREVIOUS FUNDING:
\$ 16,719,316

BEYOND 5TH YEAR FUNDING:
\$ 2,295,850



Project Description:

This project is a countywide project intended to be used for maintenance, upgrades, and repairs and land acquisition associated with existing parks in Duval County.

Level of Service Impact:

TBD

Expenditure Plan:

	<u>Total Est Cost</u>	<u>Prior Yrs Funding</u>	<u>FY 11/12</u>	<u>FY 12/13</u>	<u>FY 13/14</u>	<u>FY 14/15</u>	<u>FY 15/16</u>
Project Development							
Engineering/Design							
Land							
Construction	30,006,866	16,719,316	1,800,000	1,800,000	2,800,000	2,295,850	2,295,850
TOTAL	\$30,006,866	\$16,719,316	\$ 1,800,000	\$ 1,800,000	\$ 2,800,000	\$ 2,295,850	\$ 2,295,850

Funding Sources:

	<u>Total Est Cost</u>	<u>Prior Yrs Funding</u>	<u>FY 11/12</u>	<u>FY 12/13</u>	<u>FY 13/14</u>	<u>FY 14/15</u>	<u>FY 15/16</u>
Banking fund Debt Proceeds	9,291,770	5,441,770		1,800,000	2,050,000		
Pay Go - Current Revenues	7,995,780	358,230			750,000	2,295,850	2,295,850
Interest & Revenue Approp.	1,800,000		1,800,000				
Transferred Debt	4,445,716	4,445,716					
Projects/Budget Transfers	6,473,600	6,473,600					
TOTAL	\$30,006,866	\$16,719,316	\$ 1,800,000	\$ 1,800,000	\$ 2,800,000	\$ 2,295,850	\$ 2,295,850

Estimated Operating Budget Impact:

	<u>Total Est Cost</u>	<u>Prior Yrs Funding</u>	<u>FY 11/12</u>	<u>FY 12/13</u>	<u>FY 13/14</u>	<u>FY 14/15</u>	<u>FY 15/16</u>
Supplies							
Equipment							
TOTAL							

Estimated Operating Budget Statement:

This project is a capital maintenance allocation that will fund repairs and replacements at parks across the City of Jacksonville. Additionally, funding will be used for maintenance for existing parks with current staff and supplies. None of these allocations have an estimated impact on the operating budget at this time.

CITY OF JACKSONVILLE, FLORIDA

PROJECT TITLE:
27. Countywide, City Maintained St. Johns River Bulkhead, Assessment and Restoration

DEPARTMENT:
Public Works

PROGRAM:
Environment/Quality of Life

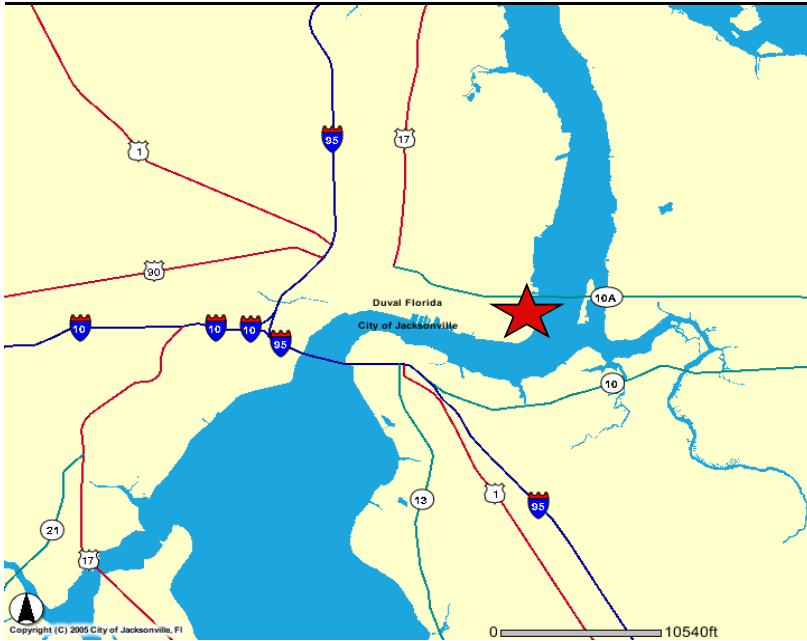
CIE REQUIREMENT:
No

PROJECT COMPLETION DATE:
9/30/2014

PROJECT NUMBER:
PWCP32ASD539-PW0549-03
PWCP328SD539-PW0549-0:
PWCP363PB519-PW0549-0:

PREVIOUS FUNDING:
\$ 3,800,000

BEYOND 5TH YEAR FUNDING:
N/A



Project Description:

Assessment and restoration of City maintained portions of the St. Johns River Bulkheads. Work includes initial assessment and project prioritization based on currently known information on age and conditions of the bulkheads; physical inspections and reporting recommending corrective actions; design and construction of the needed improvements and development and execution of a periodic Preventative Maintenance Inspection Program.

Level of Service Impact:

TBD

Expenditure Plan:

	<u>Total Est Cost</u>	<u>Prior Yrs Funding</u>	<u>FY 11/12</u>	<u>FY 12/13</u>	<u>FY 13/14</u>	<u>FY 14/15</u>	<u>FY 15/16</u>
Project Development	1,835,000	1,835,000					
Engineering/Design							
Land							
Construction	7,965,000	1,965,000	2,000,000	2,000,000	2,000,000		
TOTAL	\$ 9,800,000	\$ 3,800,000	\$ 2,000,000	\$ 2,000,000	\$ 2,000,000		

Funding Sources:

	<u>Total Est Cost</u>	<u>Prior Yrs Funding</u>	<u>FY 11/12</u>	<u>FY 12/13</u>	<u>FY 13/14</u>	<u>FY 14/15</u>	<u>FY 15/16</u>
Banking fund Debt Proceeds	8,410,000	3,800,000	2,000,000	610,000	2,000,000		
Interest & Revenue Approp.	1,390,000			1,390,000			
TOTAL	\$ 9,800,000	\$ 3,800,000	\$ 2,000,000	\$ 2,000,000	\$ 2,000,000		

Estimated Operating Budget Impact:

	<u>Total Est Cost</u>	<u>Prior Yrs Funding</u>	<u>FY 11/12</u>	<u>FY 12/13</u>	<u>FY 13/14</u>	<u>FY 14/15</u>	<u>FY 15/16</u>
Supplies							
Equipment							
TOTAL							

Estimated Operating Budget Statement:

This project is a capital maintenance allocation and will fund repairs and/or the replacement of deteriorated City-owned bulkhead throughout the City of Jacksonville. There is no increase to the operating budget.

CITY OF JACKSONVILLE, FLORIDA

PROJECT TITLE:
28. Temporary Storm Debris
Site Improvements

DEPARTMENT:
Public Works

PROGRAM:
Environment/Quality of Life

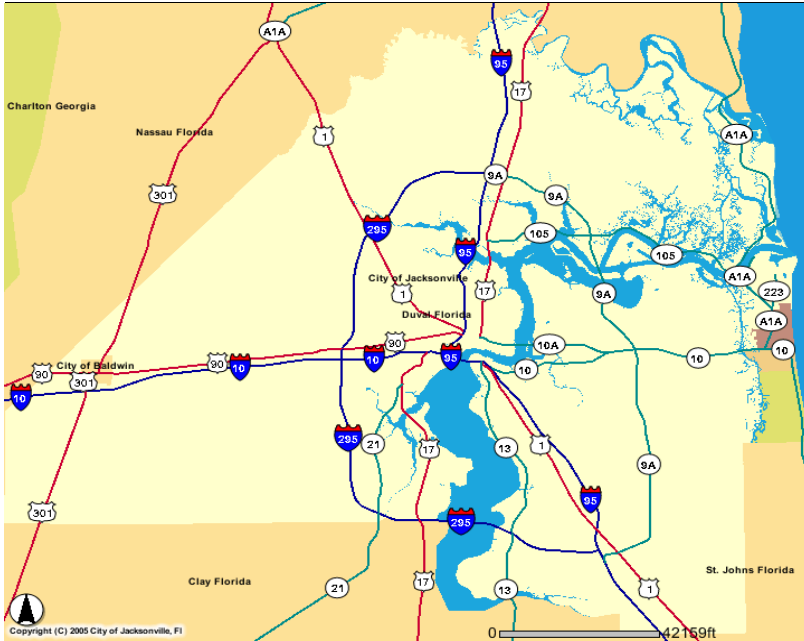
CIE REQUIREMENT:
No

PROJECT COMPLETION DATE:
TBD

PROJECT NUMBER:
PWCP328SD539-PW0675-01

PREVIOUS FUNDING:
\$ 300,000

BEYOND 5TH YEAR FUNDING:
\$ 100,000



Project Description:

Prepare temporary debris sites in advance of storms to allow the debris management plan to be put into service as quickly as possible. Work includes clearing sites and constructing a perimeter road.

Level of Service Impact:

TBD

Expenditure Plan:

	<u>Total Est Cost</u>	<u>Prior Yrs Funding</u>	<u>FY 11/12</u>	<u>FY 12/13</u>	<u>FY 13/14</u>	<u>FY 14/15</u>	<u>FY 15/16</u>
Project Development							
Engineering/Design							
Land							
Construction	900,000	300,000	100,000	100,000	100,000	100,000	100,000
TOTAL	\$ 900,000	\$ 300,000	\$ 100,000	\$ 100,000	\$ 100,000	\$ 100,000	\$ 100,000

Funding Sources:

	<u>Total Est Cost</u>	<u>Prior Yrs Funding</u>	<u>FY 11/12</u>	<u>FY 12/13</u>	<u>FY 13/14</u>	<u>FY 14/15</u>	<u>FY 15/16</u>
Pay Go - Current Revenues	800,000	300,000		100,000	100,000	100,000	100,000
Interest & Revenue Approp.	100,000		100,000				
TOTAL	\$ 900,000	\$ 300,000	\$ 100,000	\$ 100,000	\$ 100,000	\$ 100,000	\$ 100,000

Estimated Operating Budget Impact:

	<u>Total Est Cost</u>	<u>Prior Yrs Funding</u>	<u>FY 11/12</u>	<u>FY 12/13</u>	<u>FY 13/14</u>	<u>FY 14/15</u>	<u>FY 15/16</u>
Supplies							
Equipment							
TOTAL							

Estimated Operating Budget Statement:

This project allocation provides very limited funding to provide minor capital maintenance improvements to our 31 temporary disposal sites in order to keep them functional thus providing no increase to the operating budget.

CITY OF JACKSONVILLE, FLORIDA

PROJECT TITLE:
31. Northbank Riverwalk and Bulkhead Repairs

DEPARTMENT:
Public Works

PROGRAM:
Public Facilities

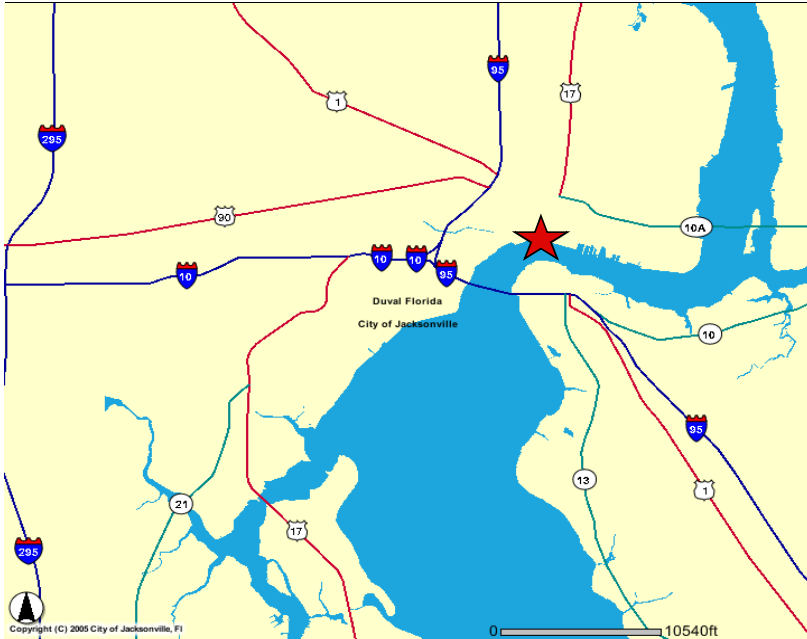
CIE REQUIREMENT:
Yes

PROJECT COMPLETION DATE:
TBD

PROJECT NUMBER:
TBD

PREVIOUS FUNDING:
N/A

BEYOND 5TH YEAR FUNDING:
\$27,500,000



Project Description:

Assessment and restoration of City maintained portions of the Northbank Riverwalk and St. Johns River Bulkheads along the riverwalk. Work includes initial assessment and project prioritization based on currently known information on age and conditions of the bulkheads; physical inspections and reporting recommending corrective actions; design and construction of the needed improvements and development and execution of a periodic Preventative Maintenance Inspection Program.

Level of Service Impact:

TBD

Expenditure Plan:

	<u>Total Est Cost</u>	<u>Prior Yrs Funding</u>	<u>FY 11/12</u>	<u>FY 12/13</u>	<u>FY 13/14</u>	<u>FY 14/15</u>	<u>FY 15/16</u>
Project Development							
Engineering/Design							
Construction	40,000,000			3,500,000	3,000,000	3,000,000	3,000,000
Contract Administration							
TOTAL	\$40,000,000			\$ 3,500,000	\$ 3,000,000	\$ 3,000,000	\$ 3,000,000

Funding Sources:

	<u>Total Est Cost</u>	<u>Prior Yrs Funding</u>	<u>FY 11/12</u>	<u>FY 12/13</u>	<u>FY 13/14</u>	<u>FY 14/15</u>	<u>FY 15/16</u>
Interest & Revenue Approp.							
Project and Budget Transfers							
Pay Go - Current Revenues							
Banking Fund-Debt Proceeds	40,000,000			3,500,000	3,000,000	3,000,000	3,000,000
TOTAL	\$40,000,000			\$ 3,500,000	\$ 3,000,000	\$ 3,000,000	\$ 3,000,000

Estimated Operating Budget Impact:

	<u>Total Est Cost</u>	<u>Prior Yrs Funding</u>	<u>FY 11/12</u>	<u>FY 12/13</u>	<u>FY 13/14</u>	<u>FY 14/15</u>	<u>FY 15/16</u>
Supplies							
Equipment							
TOTAL							

Estimated Operating Budget Statement:

This is a capital maintenance allocation that will fund the repairs and maintenance of an existing structure. There is no estimated impact to the operating budget.

CITY OF JACKSONVILLE, FLORIDA

PROJECT TITLE:
32. Southbank Riverwalk
Renovations

DEPARTMENT:
Public Works

PROGRAM:
Public Facilities

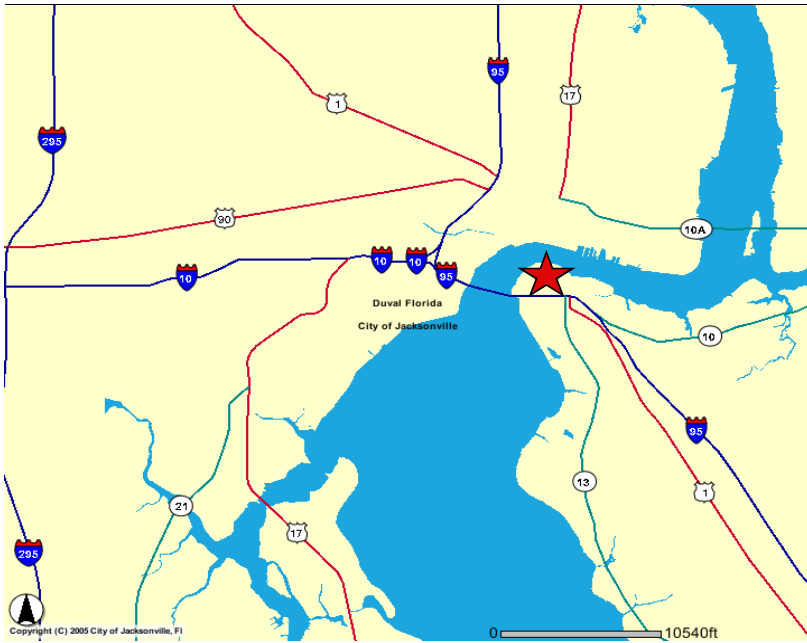
CIE REQUIREMENT:
Yes

PROJECT COMPLETION DATE:
9/30/2016

PROJECT NUMBER:
JEC32TTID-PR0115-01
JEC32TTID-PR0115-02
JEC32TTID-PR0115-03
JEC32TTID-PR0115-04
JEC32TTID-PR0115-05

PREVIOUS FUNDING:
\$ 2,500,000

BEYOND 5TH YEAR FUNDING:
N/A



Project Description:

Complete study, design and construction of riverwalk extension along the riverfront. The Riverwalk is an important aspect of downtown. It provides a quality of life for citizens and an attraction for visitors.

Level of Service Impact:

TBD

Expenditure Plan:

	<u>Total Est Cost</u>	<u>Prior Yrs Funding</u>	<u>FY 11/12</u>	<u>FY 12/13</u>	<u>FY 13/14</u>	<u>FY 14/15</u>	<u>FY 15/16</u>
Project Development							
Engineering/Design							
Construction	9,500,000	2,500,000		1,000,000	2,000,000	2,000,000	2,000,000
Contract Administration							
TOTAL	\$ 9,500,000	\$ 2,500,000		\$ 1,000,000	\$ 2,000,000	\$ 2,000,000	\$ 2,000,000

Funding Sources:

	<u>Total Est Cost</u>	<u>Prior Yrs Funding</u>	<u>FY 11/12</u>	<u>FY 12/13</u>	<u>FY 13/14</u>	<u>FY 14/15</u>	<u>FY 15/16</u>
Interest & Revenue Approp.							
Project and Budget Transfers	1,000,000			1,000,000			
Pay Go - Current Revenues							
Banking Fund-Debt Proceeds	8,500,000	2,500,000			2,000,000	2,000,000	2,000,000
TOTAL	\$ 9,500,000	\$ 2,500,000		\$ 1,000,000	\$ 2,000,000	\$ 2,000,000	\$ 2,000,000

Estimated Operating Budget Impact:

	<u>Total Est Cost</u>	<u>Prior Yrs Funding</u>	<u>FY 11/12</u>	<u>FY 12/13</u>	<u>FY 13/14</u>	<u>FY 14/15</u>	<u>FY 15/16</u>
Supplies							
Equipment							
TOTAL							

Estimated Operating Budget Statement:

This capital project seeks to enhance an existing structure within the City of Jacksonville. There is no estimated impact to the operating budget.

CITY OF JACKSONVILLE, FLORIDA

PROJECT TITLE:
34. Chaffee Road

DEPARTMENT:
Public Works

PROGRAM:
Roads/ Infrastructure/
Transportation

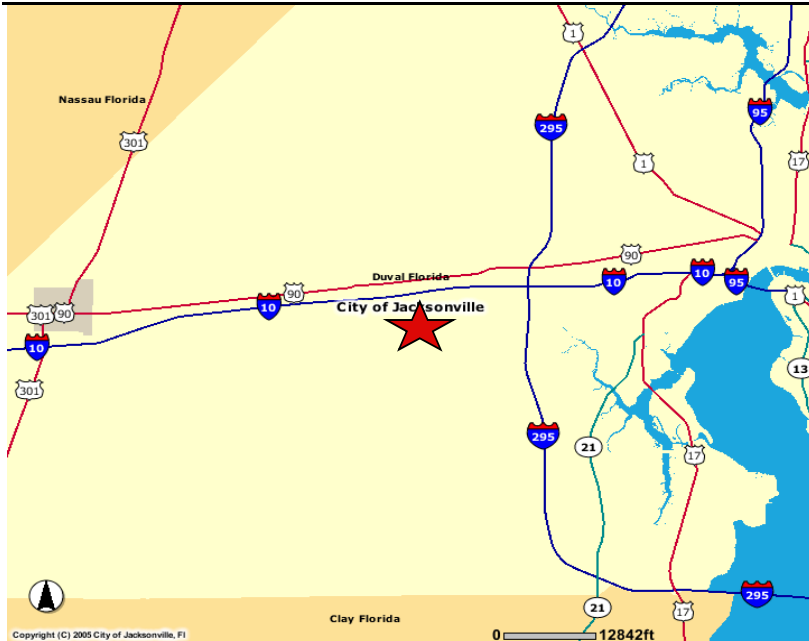
CIE REQUIREMENT:
Yes

PROJECT COMPLETION DATE:
TBD

PROJECT NUMBER:
PWSD116SPPR-PW0662-01

PREVIOUS FUNDING:
\$ 1,000,000

BEYOND 5TH YEAR FUNDING:
\$28,300,000



Project Description:

Chaffee (I-10 to Normandy, expand 2 lanes to 4, undivided)

Level of Service Impact:

Improved traffic circulation

Expenditure Plan:

	<u>Total Est</u> <u>Cost</u>	<u>Prior Yrs</u> <u>Funding</u>	<u>FY 11/12</u>	<u>FY 12/13</u>	<u>FY 13/14</u>	<u>FY 14/15</u>	<u>FY 15/16</u>
Project Development							
Engineering/Design	300,000	300,000					
Construction	29,000,000	700,000					
Contract Administration							
TOTAL	\$29,300,000	\$ 1,000,000					

Funding Sources:

	<u>Total Est</u> <u>Cost</u>	<u>Prior Yrs</u> <u>Funding</u>	<u>FY 11/12</u>	<u>FY 12/13</u>	<u>FY 13/14</u>	<u>FY 14/15</u>	<u>FY 15/16</u>
TBD	28,300,000						
Banking Fund-Debt Proceeds	1,000,000	1,000,000					
TOTAL	\$29,300,000	\$ 1,000,000					

Estimated Operating Budget Impact:

	<u>Total Est</u> <u>Cost</u>	<u>Prior Yrs</u> <u>Funding</u>	<u>FY 11/12</u>	<u>FY 12/13</u>	<u>FY 13/14</u>	<u>FY 14/15</u>	<u>FY 15/16</u>
Supplies							
Equipment							
TOTAL							

Estimated Operating Budget Statement:

The operating impact will be determined next fiscal year.

CITY OF JACKSONVILLE, FLORIDA

PROJECT TITLE:
35. 8th St.- I-95 to Blvd. Landscaping/Tree planting hardscape

DEPARTMENT:
Public Works

PROGRAM:
Roads/ Infrastructure/ Transportation

CIE REQUIREMENT:
No

PROJECT COMPLETION DATE:
9/30/2013

PROJECT NUMBER:
TBD

PREVIOUS FUNDING:
N/A

BEYOND 5TH YEAR FUNDING:
N/A



Project Description:
Improvements within the existing R/W to match recently completed surface improvements on 8th St. between Main and Blvd. Located on 8th St. Improve entry to the Shands Medical Campus.

Level of Service Impact:
Improve (visual) entranceway to hospital complex & Springfield area

Expenditure Plan:

	<u>Total Est Cost</u>	<u>Prior Yrs Funding</u>	<u>FY 11/12</u>	<u>FY 12/13</u>	<u>FY 13/14</u>	<u>FY 14/15</u>	<u>FY 15/16</u>
Project Development							
Engineering/Design	150,000			150,000			
Construction	1,150,000			1,150,000			
Contract Administration							
TOTAL	\$ 1,300,000			\$ 1,300,000			

Funding Sources:

	<u>Total Est Cost</u>	<u>Prior Yrs Funding</u>	<u>FY 11/12</u>	<u>FY 12/13</u>	<u>FY 13/14</u>	<u>FY 14/15</u>	<u>FY 15/16</u>
Banking Fund-Debt Proceeds	1,300,000			1,300,000			
TOTAL	\$ 1,300,000			\$ 1,300,000			

Estimated Operating Budget Impact:

	<u>Total Est Cost</u>	<u>Total Est Cost</u>	<u>FY 11/12</u>	<u>FY 12/13</u>	<u>FY 13/14</u>	<u>FY 14/15</u>	<u>FY 15/16</u>
Supplies							
Equipment							
TOTAL							

Estimated Operating Budget Statement:

This is a capital maintenance allocation and will fund an improvement to this City intersection. There is no estimated increase to the operating budget.

CITY OF JACKSONVILLE, FLORIDA

PROJECT TITLE:

36. Intersection improvements, bridges, miscellaneous construction

DEPARTMENT:

Public Works

PROGRAM:

Roads/ Infrastructure/ Transportation

CIE REQUIREMENT:

Yes

PROJECT COMPLETION DATE:

9/30/2016

PROJECT NUMBER:

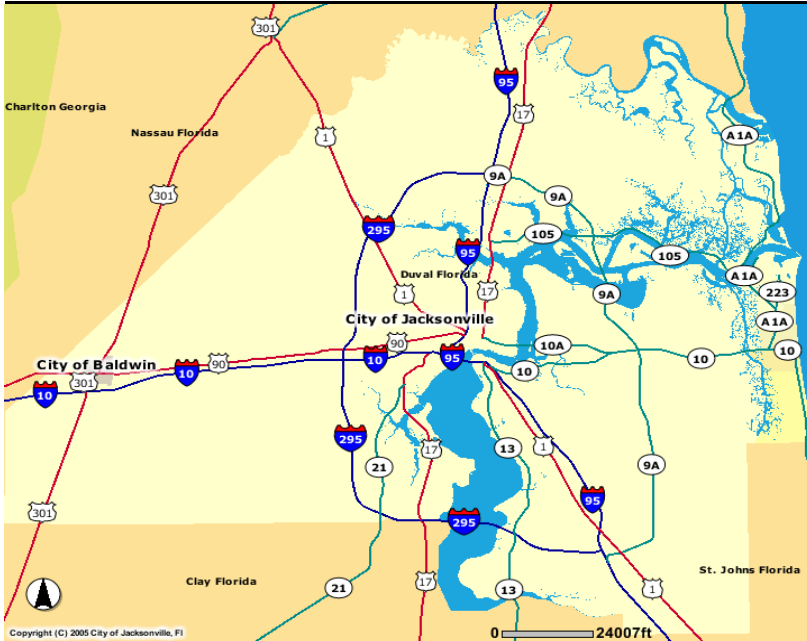
PWCP32ARD549-PW0381-01

PREVIOUS FUNDING:

\$ 29,686,580

BEYOND 5TH YEAR FUNDING:

N/A


Project Description:

Improve traffic capacity and flow by reconstructing intersections countywide; Work includes adding lanes, extending lanes and signal upgrades to reduce congestion at intersections.

Level of Service Impact:

Provides funding to improve traffic flow at intersections

Expenditure Plan:

	<u>Total Est</u> <u>Cost</u>	<u>Prior Yrs</u> <u>Funding</u>	<u>FY 11/12</u>	<u>FY 12/13</u>	<u>FY 13/14</u>	<u>FY 14/15</u>	<u>FY 15/16</u>
Project Development							
Engineering/Design	25,286,580	24,486,580	200,000	200,000	200,000	200,000	
Construction	11,200,000	5,000,000	1,250,000	1,250,000	1,750,000	1,750,000	200,000
Land	400,000	200,000	50,000	50,000	50,000	50,000	
TOTAL	\$36,886,580	\$29,686,580	\$ 1,500,000	\$ 1,500,000	\$ 2,000,000	\$ 2,000,000	\$ 200,000

Funding Sources:

	<u>Total Est</u> <u>Cost</u>	<u>Prior Yrs</u> <u>Funding</u>	<u>FY 11/12</u>	<u>FY 12/13</u>	<u>FY 13/14</u>	<u>FY 14/15</u>	<u>FY 15/16</u>
Tree Mitigation Fund	100,000	100,000					
Pay Go-Current Revenues	12,643,290	12,643,290					
Banking Fund-Debt Proceeds	24,143,290	16,943,290	1,500,000	1,500,000	2,000,000	2,000,000	200,000
TOTAL	\$36,886,580	\$29,686,580	\$ 1,500,000	\$ 1,500,000	\$ 2,000,000	\$ 2,000,000	\$ 200,000

Estimated Operating Budget Impact:

	<u>Total Est</u> <u>Cost</u>	<u>Prior Yrs</u> <u>Funding</u>	<u>FY 11/12</u>	<u>FY 12/13</u>	<u>FY 13/14</u>	<u>FY 14/15</u>	<u>FY 15/16</u>
Supplies							
Equipment							
TOTAL							

Estimated Operating Budget Statement:

This project is a capital maintenance allocation and will fund repairs and improvements to intersections and bridges throughout the City of Jacksonville. There is no estimated increase to the operating budget.

CITY OF JACKSONVILLE, FLORIDA

PROJECT TITLE:
37. Roadway Resurfacing

DEPARTMENT:
Public Works

PROGRAM:
Roads/ Infrastructure/
Transportation

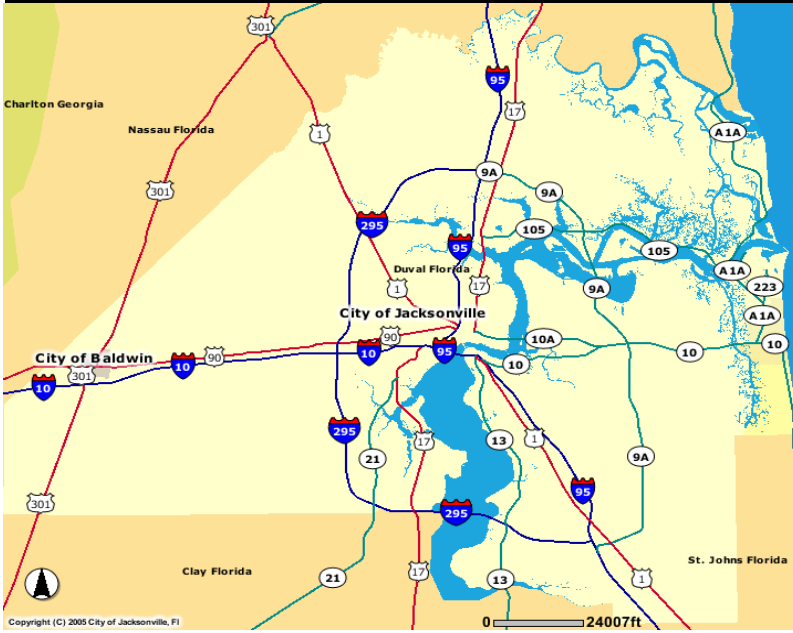
CIE REQUIREMENT:
Yes

PROJECT COMPLETION DATE:
On-going

PROJECT NUMBER:
Various-PW0070-01

PREVIOUS FUNDING:
\$ 55,599,107

BEYOND 5TH YEAR FUNDING:
\$ 17,425,279



Project Description:

Proactive milling and resurfacing program for the 3400+ miles of city maintained roadways. Periodic milling and resurfacing will improve the life of each roadway while reducing annual maintenance cost and improving rideability for the motoring public.

Level of Service Impact:

Repairs and upgrades public drainage infrastructure

Expenditure Plan:

	<u>Total Est Cost</u>	<u>Prior Yrs Funding</u>	<u>FY 11/12</u>	<u>FY 12/13</u>	<u>FY 13/14</u>	<u>FY 14/15</u>	<u>FY 15/16</u>
Project Development							
Engineering/Design	7,837,200	2,600,000	800,000	1,200,000	1,487,200	250,000	1,500,000
Construction	109,238,773	49,199,107	8,764,745	9,600,000	13,525,600	16,149,321	12,000,000
Contract Administration	9,437,200	3,800,000	800,000	1,200,000	1,487,200	650,000	1,500,000
TOTAL	\$126,513,173	\$55,599,107	\$10,364,745	\$12,000,000	\$16,500,000	\$17,049,321	\$15,000,000

Funding Sources:

	<u>Total Est Cost</u>	<u>Prior Yrs Funding</u>	<u>FY 11/12</u>	<u>FY 12/13</u>	<u>FY 13/14</u>	<u>FY 14/15</u>	<u>FY 15/16</u>
TBD							
Interest & Revenue Approp.	5,031,039		5,031,039				
Banking Fund-Debt Proceeds	123,117,389	55,599,107	6,968,961	12,000,000	16,500,000	17,049,321	15,000,000
TOTAL	\$128,148,428	\$55,599,107	\$10,364,745	\$12,000,000	\$16,500,000	\$17,049,321	\$15,000,000

Estimated Operating Budget Impact:

	<u>Total Est Cost</u>	<u>Prior Yrs Funding</u>	<u>FY 11/12</u>	<u>FY 12/13</u>	<u>FY 13/14</u>	<u>FY 14/15</u>	<u>FY 15/16</u>
Supplies							
Equipment							
TOTAL							

Estimated Operating Budget Statement:

This project is a capital maintenance allocation and will fund resurfacing of deteriorated City-owned roadways throughout Jacksonville. There is no estimated increase to the operating budget.

CITY OF JACKSONVILLE, FLORIDA

PROJECT TITLE:
38. Sidewalk Construction and Repair

DEPARTMENT:
Public Works

PROGRAM:
Roads/ Infrastructure/
Transportation

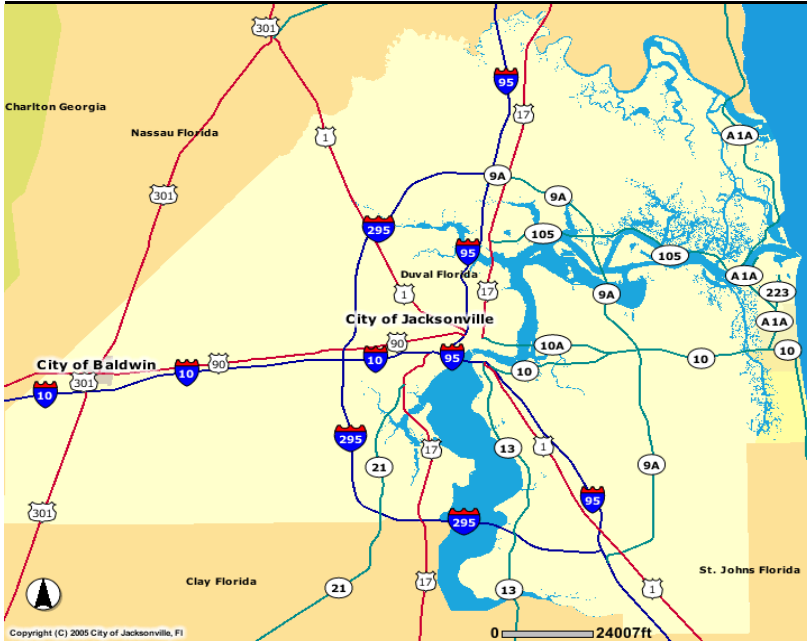
CIE REQUIREMENT:
No

PROJECT COMPLETION DATE:
On-going

PROJECT NUMBER:
PWCP32ARD549-PW0360-01

PREVIOUS FUNDING:
\$ 8,039,877

BEYOND 5TH YEAR FUNDING:
\$ 1,500,000



Project Description:

Repair cracked sidewalks countywide. Program reduces the city's liability from pedestrians due to the potential to fall on uneven surfaces.

Level of Service Impact:

Repair hazardous sidewalks

Expenditure Plan:

	<u>Total Est</u>	<u>Prior Yrs</u>	<u>FY 11/12</u>	<u>FY 12/13</u>	<u>FY 13/14</u>	<u>FY 14/15</u>	<u>FY 15/16</u>
	<u>Cost</u>	<u>Funding</u>					
Project Development	39,877	39,877					
Engineering/Design							
Construction	16,131,474	8,000,000	1,500,000	1,500,000	2,131,474	1,500,000	1,500,000
Land							
TOTAL	\$16,171,351	\$ 8,039,877	\$ 1,500,000	\$ 1,500,000	\$ 2,131,474	\$ 1,500,000	\$ 1,500,000

Funding Sources:

	<u>Total Est</u>	<u>Prior Yrs</u>	<u>FY 11/12</u>	<u>FY 12/13</u>	<u>FY 13/14</u>	<u>FY 14/15</u>	<u>FY 15/16</u>
	<u>Cost</u>	<u>Funding</u>					
Pay Go-Current Revenues	2,039,877	539,877		1,500,000			
Banking Fund-Debt Proceeds	14,131,474	7,500,000	1,500,000		2,131,474	1,500,000	1,500,000
TOTAL	\$16,171,351	\$ 8,039,877	\$ 1,500,000	\$ 1,500,000	\$ 2,131,474	\$ 1,500,000	\$ 1,500,000

Estimated Operating Budget Impact:

	<u>Total Est</u>	<u>Prior Yrs</u>	<u>FY 11/12</u>	<u>FY 12/13</u>	<u>FY 13/14</u>	<u>FY 14/15</u>	<u>FY 15/16</u>
	<u>Cost</u>	<u>Funding</u>					
Supplies							
Equipment							
TOTAL							

Estimated Operating Budget Statement:

This project provides funding to repair sidewalks throughout Jacksonville and also provides some limited funding for new sidewalk construction. It is believed that neither the repairs nor construction of additional sidewalk will require an increase to the operational budget.

CITY OF JACKSONVILLE, FLORIDA

PROJECT TITLE:
40. Water Street Garage Enhancements

DEPARTMENT:
Public Works

PROGRAM:
Roads/ Infrastructure/
Transportation

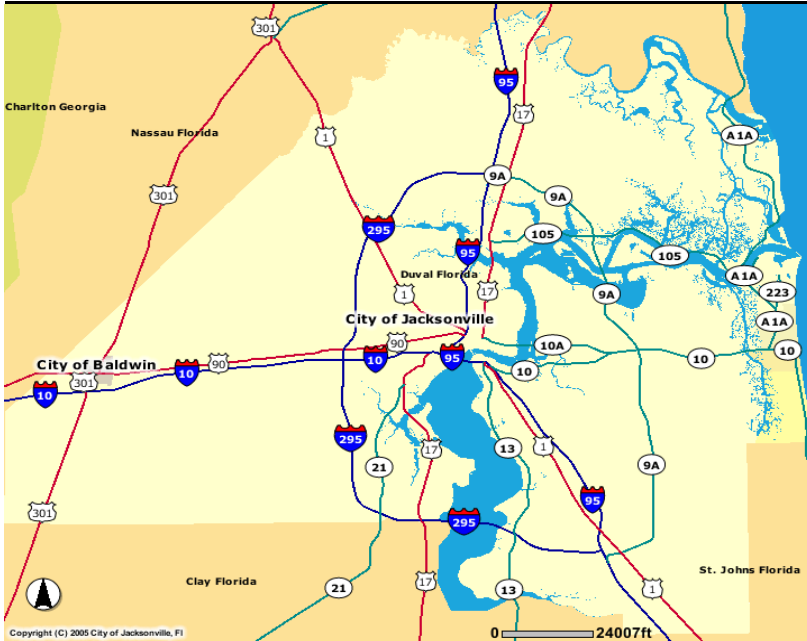
CIE REQUIREMENT:
No

PROJECT COMPLETION DATE:
TBD

PROJECT NUMBER:
TBD

PREVIOUS FUNDING:
N/A

BEYOND 5TH YEAR FUNDING:
\$ 2,700,000



Project Description:

This project is to provide enhanced pedestrian access to the facility, improve security monitoring, improve the facility's office spaces, aesthetically improve the exterior of the garage, determine & address any structural challenges for the entire structure, improve the facility's exterior lighting and any other rehabilitation needs of the facility.

Level of Service Impact:

To ensure safety of users while aesthetically improving the garage for marketability.

Expenditure Plan:

	<u>Total Est Cost</u>	<u>Prior Yrs Funding</u>	<u>FY 11/12</u>	<u>FY 12/13</u>	<u>FY 13/14</u>	<u>FY 14/15</u>	<u>FY 15/16</u>
Project Development							
Engineering/Design							
Construction	1,000,000			1,000,000			
Land							
TOTAL	\$ 1,000,000			\$ 1,000,000			

Funding Sources:

	<u>Total Est Cost</u>	<u>Prior Yrs Funding</u>	<u>FY 11/12</u>	<u>FY 12/13</u>	<u>FY 13/14</u>	<u>FY 14/15</u>	<u>FY 15/16</u>
Banking Fund-Debt Proceeds	1,000,000			1,000,000			
TOTAL	\$ 1,000,000			\$ 1,000,000			

Estimated Operating Budget Impact:

	<u>Total Est Cost</u>	<u>Total Est Cost</u>	<u>FY 11/12</u>	<u>FY 12/13</u>	<u>FY 13/14</u>	<u>FY 14/15</u>	<u>FY 15/16</u>
Supplies							
Utilities							
TOTAL							

Estimated Operating Budget Statement:

This capital maintenance allocation will fund repairs and maintenance of an existing structure. There is no estimated impact on the operating budget.

CITY OF JACKSONVILLE, FLORIDA

PROJECT TITLE:
41. Jacksonville Transportation Center
Towers

DEPARTMENT:
Public Works

PROGRAM:
Roads/ Infrastructure/
Transportation

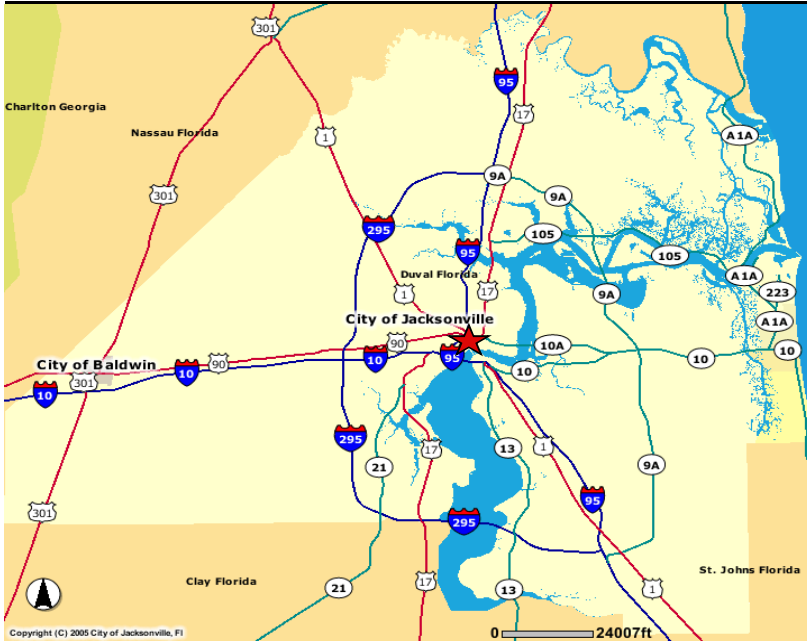
CIE REQUIREMENT:
No

PROJECT COMPLETION DATE:
TBD

PROJECT NUMBER:
TBD

PREVIOUS FUNDING:
N/A

BEYOND 5TH YEAR FUNDING:
\$ 5,000,000



Project Description:
City funding match required for the Jacksonville Transportation Authority's effort to secure full funding for the Jacksonville Transportation Center.

Level of Service Impact:
None

Expenditure Plan:

	<u>Total Est</u> <u>Cost</u>	<u>Prior Yrs</u> <u>Funding</u>	<u>FY 11/12</u>	<u>FY 12/13</u>	<u>FY 13/14</u>	<u>FY 14/15</u>	<u>FY 15/16</u>
Project Development							
Engineering/Design							
Construction							
Land							
TOTAL							

Funding Sources:

	<u>Total Est</u> <u>Cost</u>	<u>Prior Yrs</u> <u>Funding</u>	<u>FY 11/12</u>	<u>FY 12/13</u>	<u>FY 13/14</u>	<u>FY 14/15</u>	<u>FY 15/16</u>
Banking Fund-Debt Proceeds							
TOTAL							

Estimated Operating Budget Impact:

	<u>Total Est</u> <u>Cost</u>	<u>Total Est</u> <u>Cost</u>	<u>FY 11/12</u>	<u>FY 12/13</u>	<u>FY 13/14</u>	<u>FY 14/15</u>	<u>FY 15/16</u>
Supplies							
Utilities							
TOTAL							

Estimated Operating Budget Statement:

The operating impact will be determined next fiscal year.

CITY OF JACKSONVILLE, FLORIDA

PROJECT TITLE:
42. MCC Prisoner Housing Units

DEPARTMENT:
Sheriff

PROGRAM:
Public Safety

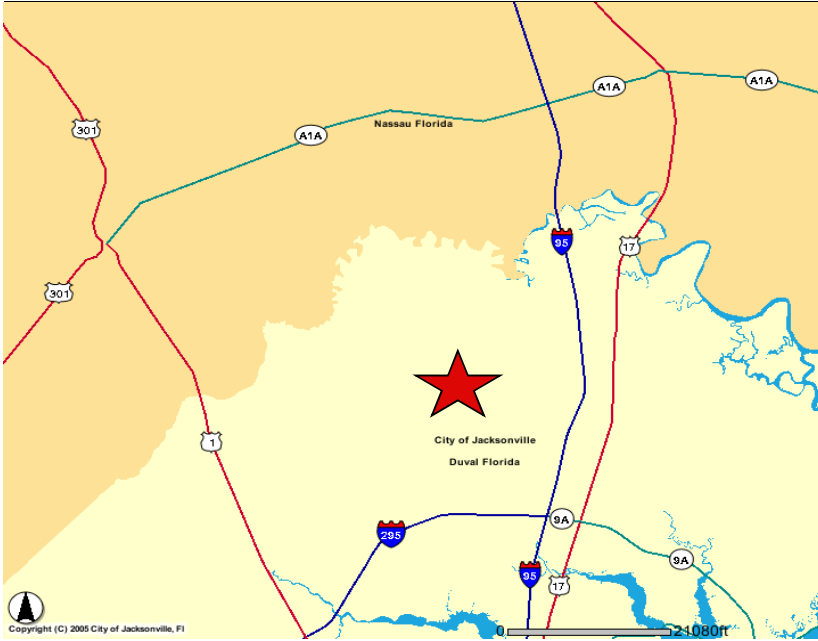
CIE REQUIREMENT:
No

PROJECT COMPLETION DATE:
TBD

PROJECT NUMBER:
TBD

PREVIOUS FUNDING:
N/A

BEYOND 5TH YEAR FUNDING:
\$130,990,440



Project Description:

It is essential (and a consultant's study supports this conclusion) to plan for and construct a 125,000sf medium/minimum security housing/processing facility located at 4727 Lannie Road. Infrastructure issues involve isolation cells and increased capacities in food service, laundry, medical, warehousing, classroom space, and water service. Staffing for the project and related infrastructure issues, such as on-going maintenance and security is also required

Level of Service Impact:

TBD

Expenditure Plan:

	<u>Total Est</u>	<u>Prior Yrs</u>	<u>FY 11/12</u>	<u>FY 12/13</u>	<u>FY 13/14</u>	<u>FY 14/15</u>	<u>FY 15/16</u>
	<u>Cost</u>	<u>Funding</u>					
Engineering/Design	1,500,000					1,000,000	500,000
Construction	11,413,750					2,977,500	8,436,250
Contract Administration	2,000,000					1,000,000	1,000,000
Art In Public Places	86,250					22,500	63,750
TOTAL	\$15,000,000					\$ 5,000,000	\$ 10,000,000

Funding Sources:

	<u>Total Est</u>	<u>Prior Yrs</u>	<u>FY 11/12</u>	<u>FY 12/13</u>	<u>FY 13/14</u>	<u>FY 14/15</u>	<u>FY 15/16</u>
	<u>Cost</u>	<u>Funding</u>					
Banking Fund-Debt Proceeds	15,000,000					5,000,000	10,000,000
TOTAL	\$15,000,000					\$ 5,000,000	\$ 10,000,000

Estimated Operating Budget Impact:

	<u>Total Est</u>	<u>Total Est</u>	<u>FY 11/12</u>	<u>FY 12/13</u>	<u>FY 13/14</u>	<u>FY 14/15</u>	<u>FY 15/16</u>
	<u>Cost</u>	<u>Cost</u>					
FTE							
Wages+Benefits							
Utilities							
TOTAL							

Estimated Operating Budget Statement:

The operating impact will be determined next fiscal year.

CITY OF JACKSONVILLE, FLORIDA

PROJECT TITLE:
SW 1. Avenue B/Zinnia Ave Box Culvert

DEPARTMENT:
Public Works

PROGRAM:
Drainage

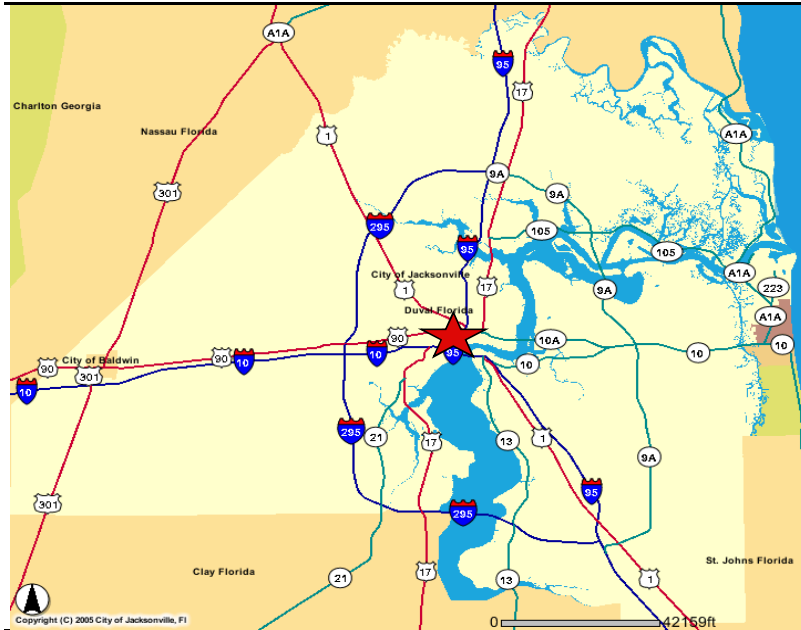
CIE REQUIREMENT:
No

PROJECT COMPLETION DATE:
9/30/2012

PROJECT NUMBER:
PWCP462SD-PW0715-01

PREVIOUS FUNDING:
\$1,000,000

BEYOND 5TH YEAR FUNDING:
N/A



Project Description:

Install box culvert at Avenue B south of Moncrief Road

Level of Service Impact:

Repairs and upgrades to public drainage infrastructure.

Expenditure Plan:

	<u>Total Est Cost</u>	<u>Prior Yrs Funding</u>	<u>FY 11/12</u>	<u>FY 12/13</u>	<u>FY 13/14</u>	<u>FY 14/15</u>	<u>FY 15/16</u>
Project Development							
Engineering/Design							
Land							
Construction	2,350,000	1,000,000	1,350,000				
Contract Administration							
Total	\$ 2,350,000	\$ 1,000,000	\$ 1,350,000				

Funding Sources:

	<u>Total Est Cost</u>	<u>Prior Yrs Funding</u>	<u>FY 11/12</u>	<u>FY 12/13</u>	<u>FY 13/14</u>	<u>FY 14/15</u>	<u>FY 15/16</u>
Pay Go	1,000,000	1,000,000					
Banking Fund-Debt Proceeds	1,350,000		1,350,000				
Total	\$ 2,350,000	\$ 1,000,000	\$ 1,350,000				

Estimated Operating Budget Impact:

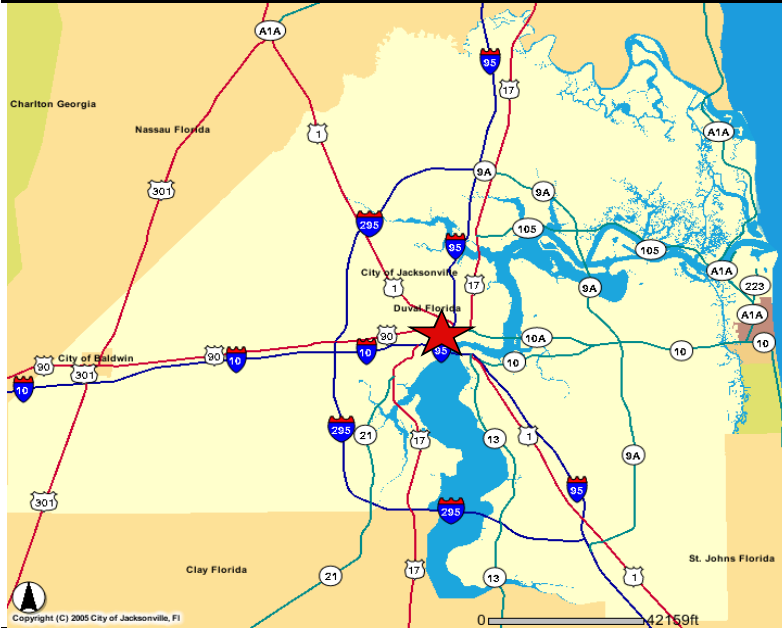
	<u>Total Est Cost</u>	<u>Prior Yrs Funding</u>	<u>FY 12/13</u>	<u>FY 13/14</u>	<u>FY 14/15</u>	<u>FY 14/15</u>	<u>FY 15/16</u>
Number of FTE							
Wages + Benefits							
Utilities							
Maintenance							
TOTAL							

Estimated Operating Budget Statement:

This is a capital maintenance allocation and will fund repairs and/or replace public drainage infrastructure through the City of Jacksonville. There is no estimated impact on the operating budget.

CITY OF JACKSONVILLE, FLORIDA

PROJECT TITLE: SW 2. Country Creek Drainage	DEPARTMENT: Public Works	PROGRAM: Drainage
CIE REQUIREMENT: No	PROJECT COMPLETION DATE: 9/30/2014	PROJECT NUMBER: PWCP462SD-PW0687-01
PREVIOUS FUNDING: \$600,000	BEYOND 5TH YEAR FUNDING: N/A	



Project Description:

Construct water quantity ponds to reduce flow rate and velocity in the Country Creek subdivision.

Level of Service Impact:

Repairs and upgrades to public drainage infrastructure.

Expenditure Plan:

	<u>Total Est Cost</u>	<u>Prior Yrs Funding</u>	<u>FY 11/12</u>	<u>FY 12/13</u>	<u>FY 13/14</u>	<u>FY 14/15</u>	<u>FY 15/16</u>
Project Development							
Engineering/Design							
Land							
Construction	6,000,000	600,000	1,000,000	2,000,000	2,400,000		
Contract Administration							
Total	\$ 6,000,000	\$ 600,000	\$ 1,000,000	\$ 2,000,000	\$ 2,400,000		

Funding Sources:

	<u>Total Est Cost</u>	<u>Prior Yrs Funding</u>	<u>FY 11/12</u>	<u>FY 12/13</u>	<u>FY 13/14</u>	<u>FY 14/15</u>	<u>FY 15/16</u>
Pay Go	5,650,000	250,000	1,000,000	2,000,000	2,400,000		
Banking Fund-Debt Proceeds	350,000	350,000					
Total	\$ 6,000,000	\$ 250,000	\$ 1,000,000		\$ 2,400,000		

Estimated Operating Budget Impact:

	<u>Total Est Cost</u>	<u>Prior Yrs Funding</u>	<u>FY 12/13</u>	<u>FY 13/14</u>	<u>FY 14/15</u>	<u>FY 14/15</u>	<u>FY 15/16</u>
Number of FTE							
Wages + Benefits							
Utilities							
Maintenance							
TOTAL							

Estimated Operating Budget Statement:

This is a capital maintenance allocation and will fund repairs and/or replace public drainage infrastructure through the City of Jacksonville. There is no estimated impact on the operating budget.

CITY OF JACKSONVILLE, FLORIDA

PROJECT TITLE:
SW 3. County Wide Drainage System Rehab

DEPARTMENT:
Public Works

PROGRAM:
Drainage

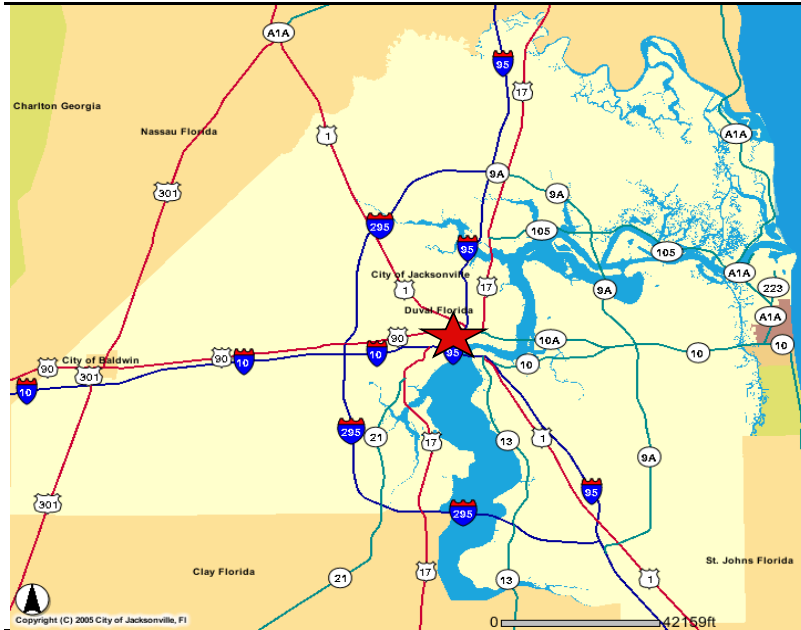
CIE REQUIREMENT:
No

PROJECT COMPLETION DATE:
9/30/2016

PROJECT NUMBER:
PWCP462SD-PW0072-01

PREVIOUS FUNDING:
\$8,510,000

BEYOND 5TH YEAR FUNDING:
N/A



Project Description:

Repair and upgrade drainage pipes, channels and outfalls throughout the county to better meet the needs of our citizen's health and safety.

Level of Service Impact:

Repairs and upgrades to public drainage infrastructure.

Expenditure Plan:

	<u>Total Est Cost</u>	<u>Prior Yrs Funding</u>	<u>FY 11/12</u>	<u>FY 12/13</u>	<u>FY 13/14</u>	<u>FY 14/15</u>	<u>FY 15/16</u>
Project Development							
Engineering/Design							
Land							
Construction	37,116,683	8,510,000	6,000,000	6,000,000	6,000,000	6,000,000	4,606,683
Contract Administration							
Total	\$ 37,116,683	\$ 8,510,000	\$ 6,000,000	\$ 6,000,000	\$ 6,000,000	\$ 6,000,000	\$ 4,606,683

Funding Sources:

	<u>Total Est Cost</u>	<u>Prior Yrs Funding</u>	<u>FY 11/12</u>	<u>FY 12/13</u>	<u>FY 13/14</u>	<u>FY 14/15</u>	<u>FY 15/16</u>
Pay Go	6,742,770	6,000,000				742,770	
Banking Fund-Debt Proceeds	30,373,913	2,510,000	6,000,000	6,000,000	6,000,000	5,257,230	4,606,683
Total	\$ 37,116,683	\$ 8,510,000	\$ 6,000,000	\$ 6,000,000	\$ 6,000,000	\$ 6,000,000	\$ 4,606,683

Estimated Operating Budget Impact:

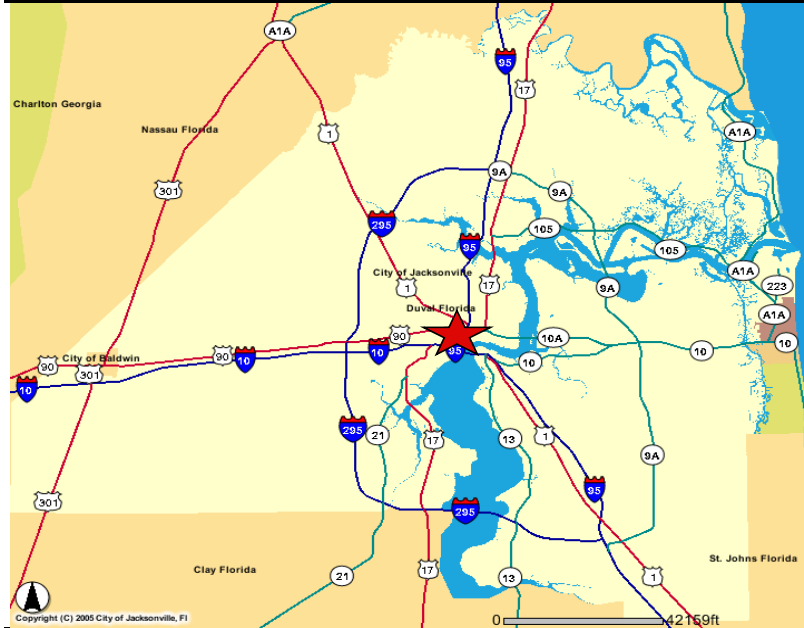
	<u>Total Est Cost</u>	<u>Prior Yrs Funding</u>	<u>FY 12/13</u>	<u>FY 13/14</u>	<u>FY 14/15</u>	<u>FY 14/15</u>	<u>FY 15/16</u>
Number of FTE							
Wages + Benefits							
Utilities							
Maintenance							
TOTAL							

Estimated Operating Budget Statement:

This is a capital maintenance allocation and will fund repairs and/or replace public drainage infrastructure through the City of Jacksonville. There is no estimated impact on the operating budget.

CITY OF JACKSONVILLE, FLORIDA

PROJECT TITLE: SW 5. Hamilton/Jersey Outfall to Roosevelt	DEPARTMENT: Public Works	PROGRAM: Drainage
CIE REQUIREMENT: No	PROJECT COMPLETION DATE: 9/30/2012	PROJECT NUMBER: PWCP462SD-PW0688-01
PREVIOUS FUNDING: \$ 1,345,000	BEYOND 5TH YEAR FUNDING: N/A	



Project Description:
Improve outfall to relieve house flooding.
Hamilton at Jersey S

Level of Service Impact:
Repairs and upgrades to public drainage infrastructure.

Expenditure Plan:

	<u>Total Est Cost</u>	<u>Prior Yrs Funding</u>	<u>FY 11/12</u>	<u>FY 12/13</u>	<u>FY 13/14</u>	<u>FY 14/15</u>	<u>FY 15/16</u>
Project Development							
Engineering/Design							
Land							
Construction	5,100,000	1,345,000	3,755,000				
Contract Administration							
Total	\$ 5,100,000	\$ 1,345,000	\$ 3,755,000				

Funding Sources:

	<u>Total Est Cost</u>	<u>Prior Yrs Funding</u>	<u>FY 11/12</u>	<u>FY 12/13</u>	<u>FY 13/14</u>	<u>FY 14/15</u>	<u>FY 15/16</u>
Pay Go	450,947		450,947				
Banking Fund-Debt Proceeds	4,649,053	1,345,000	3,304,053				
Total	\$ 5,100,000	\$ 1,345,000	\$ 3,755,000				

Estimated Operating Budget Impact:

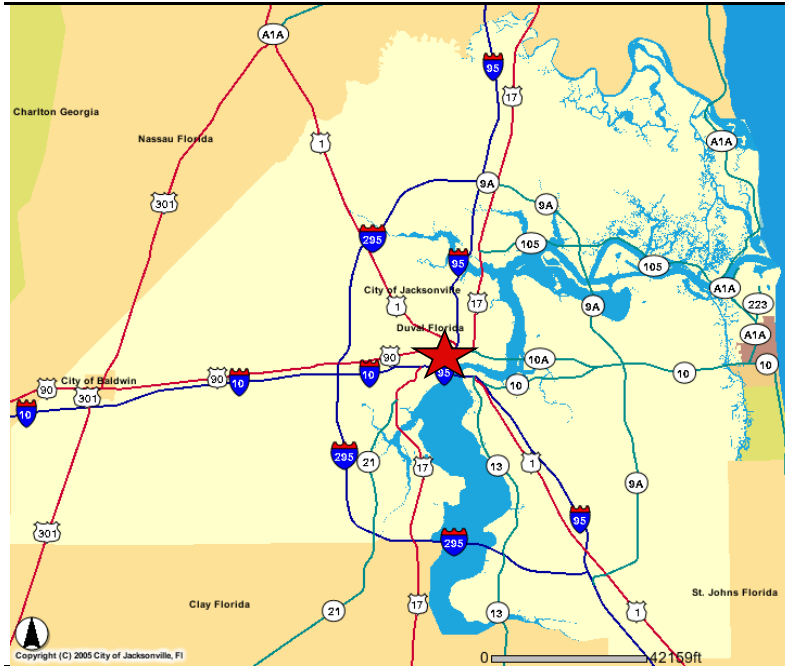
	<u>Total Est Cost</u>	<u>Prior Yrs Funding</u>	<u>FY 12/13</u>	<u>FY 13/14</u>	<u>FY 14/15</u>	<u>FY 14/15</u>	<u>FY 15/16</u>
Number of FTE							
Wages + Benefits							
Utilities							
Maintenance							
TOTAL							

Estimated Operating Budget Statement:

This is a capital maintenance allocation and will fund repairs and/or replace public drainage infrastructure throughout the City of Jacksonville. There is no estimated impact on the operating budget.

CITY OF JACKSONVILLE, FLORIDA

PROJECT TITLE: SW 6. Lower Eastside Drainage -	DEPARTMENT: Public Works	PROGRAM: Drainage
CIE REQUIREMENT: No	PROJECT COMPLETION DATE: 9/30/2013	PROJECT NUMBER: PWCP462SD-PW0020-03
PREVIOUS FUNDING: \$ 54,000	BEYOND 5TH YEAR FUNDING: N/A	



Project Description:

Design and construction of drainage improvements (stormwater collection system) required to eliminate flooding in an area bordered by 7th Street, MLK Jr. Expressway, 1st Street and Sparring Street.

Level of Service Impact:

Repairs and upgrades to public drainage infrastructure.

Expenditure Plan:

	<u>Total Est Cost</u>	<u>Prior Yrs Funding</u>	<u>FY 11/12</u>	<u>FY 12/13</u>	<u>FY 13/14</u>	<u>FY 14/15</u>	<u>FY 15/16</u>
Project Development							
Engineering/Design							
Land							
Construction	5,300,000	54,000	4,520,000	726,000			
Contract Administration							
Total	\$ 5,300,000	\$ 54,000	\$ 4,520,000	\$ 726,000			

Funding Sources:

	<u>Total Est Cost</u>	<u>Prior Yrs Funding</u>	<u>FY 11/12</u>	<u>FY 12/13</u>	<u>FY 13/14</u>	<u>FY 14/15</u>	<u>FY 15/16</u>
Pay Go	54,000	54,000					
Banking Fund-Debt Proceeds	5,246,000		4,520,000	726,000			
Total	\$ 5,300,000	\$ 54,000	\$ 4,520,000	\$ 726,000			

Estimated Operating Budget Impact:

	<u>Total Est Cost</u>	<u>Prior Yrs Funding</u>	<u>FY 12/13</u>	<u>FY 13/14</u>	<u>FY 14/15</u>	<u>FY 14/15</u>	<u>FY 15/16</u>
Number of FTE							
Wages + Benefits							
Utilities							
Maintenance							
TOTAL							

Estimated Operating Budget Statement:

This is a capital maintenance allocation and will fund repairs and/or replace public drainage infrastructure through the City of Jacksonville. There is no estimated impact on the operating budget.

CITY OF JACKSONVILLE, FLORIDA

PROJECT TITLE:
SW 7. Messer Area Drainage

DEPARTMENT:
Public Works

PROGRAM:
Drainage

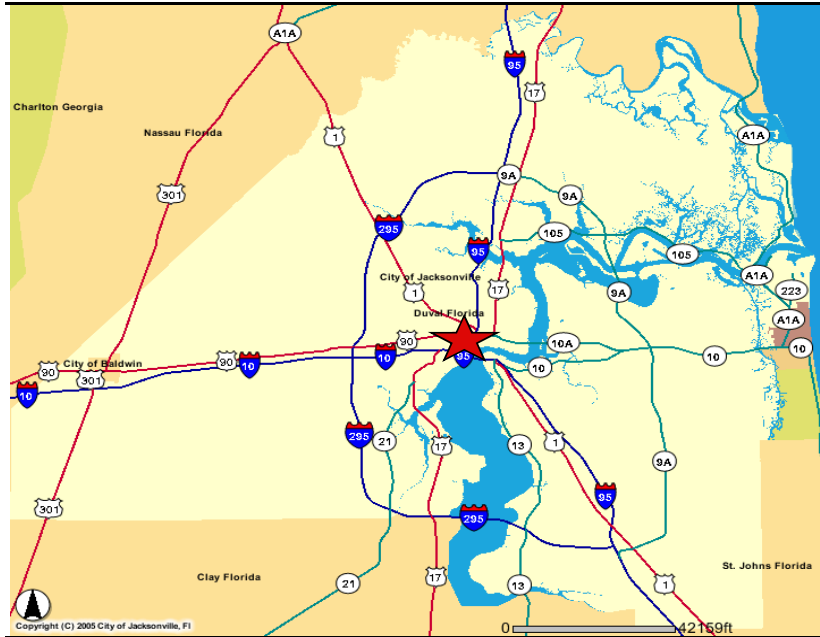
CIE REQUIREMENT:
No

PROJECT COMPLETION DATE:
9/30/2013

PROJECT NUMBER:
PWCP462SD-PW0709-01

PREVIOUS FUNDING:
\$3,000,000

BEYOND 5TH YEAR FUNDING:
N/A



Project Description:

Provide positive area drainage to eliminate flooding.

Level of Service Impact:

Repairs and upgrades to public drainage infrastructure.

Expenditure Plan:

	<u>Total Est Cost</u>	<u>Prior Yrs Funding</u>	<u>FY 11/12</u>	<u>FY 12/13</u>	<u>FY 13/14</u>	<u>FY 14/15</u>	<u>FY 15/16</u>
Project Development							
Engineering/Design							
Land							
Construction	4,750,000	3,000,000	900,000	3,550,000			
Contract Administration							
Total	\$ 4,750,000	\$ 3,000,000	\$ 900,000	\$ 3,550,000			

Funding Sources:

	<u>Total Est Cost</u>	<u>Prior Yrs Funding</u>	<u>FY 11/12</u>	<u>FY 12/13</u>	<u>FY 13/14</u>	<u>FY 14/15</u>	<u>FY 15/16</u>
Pay Go	225,000	225,000					
Banking Fund-Debt Proceeds	4,525,000	75,000	900,000	3,550,000			
Total	\$ 4,750,000	\$ 300,000	\$ 900,000	\$ 3,550,000			

Estimated Operating Budget Impact:

	<u>Total Est Cost</u>	<u>Prior Yrs Funding</u>	<u>FY 12/13</u>	<u>FY 13/14</u>	<u>FY 14/15</u>	<u>FY 14/15</u>	<u>FY 15/16</u>
Number of FTE							
Wages + Benefits							
Utilities							
Maintenance							
TOTAL							

Estimated Operating Budget Statement:

This is a capital maintenance allocation and will fund repairs and/or replace public drainage infrastructure through the City of Jacksonville. There is no estimated impact on the operating budget.

CITY OF JACKSONVILLE, FLORIDA

PROJECT TITLE:
SW 09. Old Plank Road Outfall

DEPARTMENT:
Public Works

PROGRAM:
Drainage

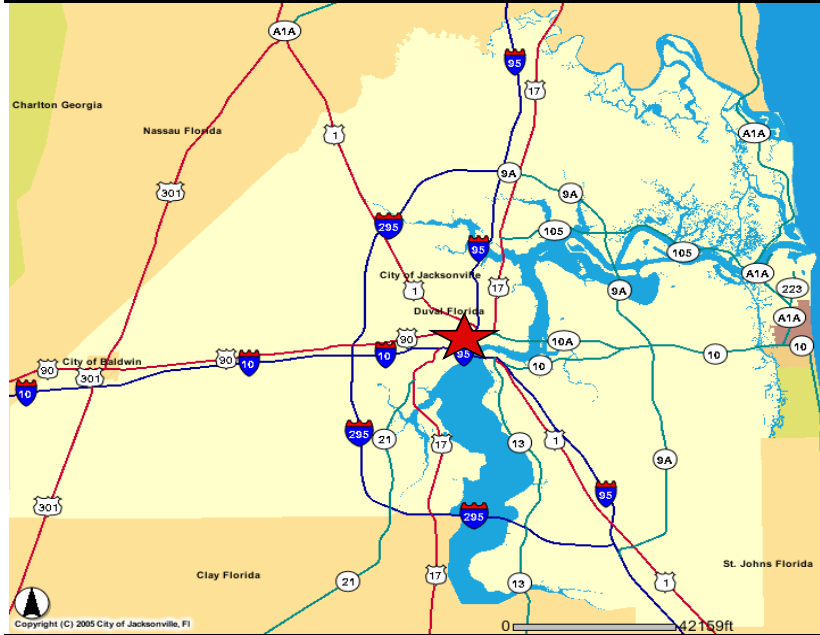
CIE REQUIREMENT:
No

PROJECT COMPLETION DATE:
9/30/2013

PROJECT NUMBER:
PWCP462SD-PW0707-01

PREVIOUS FUNDING:
\$ 300,000

BEYOND 5TH YEAR FUNDING:
N/A



Project Description:

Construct outfall in existing drainage R/W. Old Plank Rd. between Halsema and Pleasant Pine Dr.

Level of Service Impact:

Repairs and upgrades to public drainage infrastructure.

Expenditure Plan:

	<u>Total Est Cost</u>	<u>Prior Yrs Funding</u>	<u>FY 11/12</u>	<u>FY 12/13</u>	<u>FY 13/14</u>	<u>FY 14/15</u>	<u>FY 15/16</u>
Project Development							
Engineering/Design							
Land							
Construction	3,500,000	300,000	1,025,000	2,175,000			
Contract Administration							
Total	\$ 3,500,000	\$ 300,000	\$ 1,025,000	\$ 2,175,000			

Funding Sources:

	<u>Total Est Cost</u>	<u>Prior Yrs Funding</u>	<u>FY 11/12</u>	<u>FY 12/13</u>	<u>FY 13/14</u>	<u>FY 14/15</u>	<u>FY 15/16</u>
Pay Go	1,929,076	225,000		1,704,076			
Banking Fund-Debt Proceeds	1,570,924	75,000	1,025,000	470,924			
Total	\$ 3,500,000	\$ 300,000	\$ 1,025,000	\$ 2,175,000			

Estimated Operating Budget Impact:

	<u>Total Est Cost</u>	<u>Prior Yrs Funding</u>	<u>FY 12/13</u>	<u>FY 13/14</u>	<u>FY 14/15</u>	<u>FY 14/15</u>	<u>FY 15/16</u>
Number of FTE							
Wages + Benefits							
Utilities							
Maintenance							
TOTAL							

Estimated Operating Budget Statement:

This is a capital maintenance allocation and will fund repairs and/or replace public drainage infrastructure through the City of Jacksonville. There is no estimated impact on the operating budget.

CITY OF JACKSONVILLE, FLORIDA

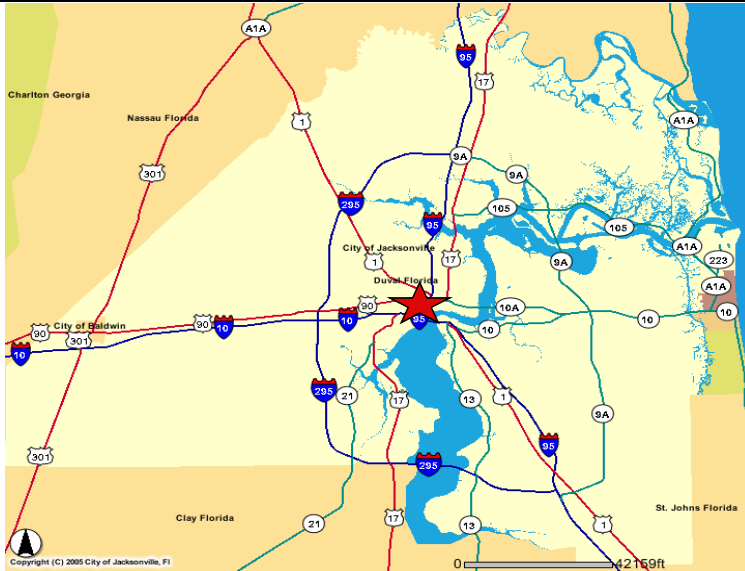
PROJECT TITLE:
SW 11. MSMP (Master Stormwater Management Plan) Support
CIE REQUIREMENT:
No

DEPARTMENT:
Public Works
PROJECT COMPLETION DATE:
9/30/2013

PROGRAM:
Drainage
PROJECT NUMBER:
TBD

PREVIOUS FUNDING:
N/A

BEYOND 5TH YEAR FUNDING:
N/A



Project Description:

To support all services required to maintain, update and/or enhance the City's Master Stormwater Management Plan..

Level of Service Impact:

Repairs and upgrades to public drainage infrastructure.

Expenditure Plan:

	<u>Total Est Cost</u>	<u>Prior Yrs Funding</u>	<u>FY 11/12</u>	<u>FY 12/13</u>	<u>FY 13/14</u>	<u>FY 14/15</u>	<u>FY 15/16</u>
Project Development							
Engineering/Design							
Land							
Construction	500,000			500,000			
Contract Administration							
Total	\$ 500,000			\$ 500,000			

Funding Sources:

	<u>Total Est Cost</u>	<u>Prior Yrs Funding</u>	<u>FY 11/12</u>	<u>FY 12/13</u>	<u>FY 13/14</u>	<u>FY 14/15</u>	<u>FY 15/16</u>
Pay Go							
Banking Fund-Debt Proceeds	500,000			500,000			
Total	\$ 500,000			\$ 500,000			

Estimated Operating Budget Impact:

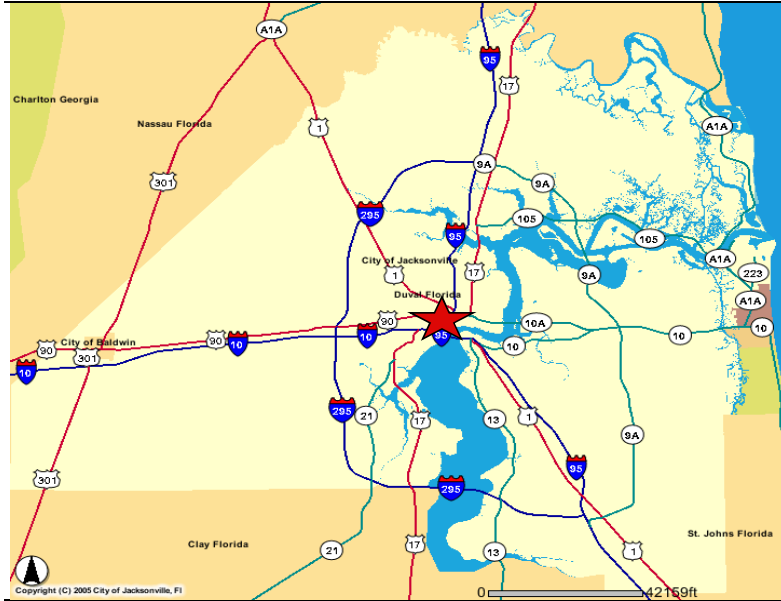
	<u>Total Est Cost</u>	<u>Prior Yrs Funding</u>	<u>FY 12/13</u>	<u>FY 13/14</u>	<u>FY 14/15</u>	<u>FY 14/15</u>	<u>FY 15/16</u>
Number of FTE							
Wages + Benefits							
Utilities							
Maintenance							
TOTAL							

Estimated Operating Budget Statement:

This is a capital maintenance allocation and will fund repairs and/or replace public drainage infrastructure through the City of Jacksonville. There is no estimated impact on the operating budget.

CITY OF JACKSONVILLE, FLORIDA

PROJECT TITLE: SW 12. Bunche Road Pond (Cleveland Road)	DEPARTMENT: Public Works	PROGRAM: Drainage
CIE REQUIREMENT: No	PROJECT COMPLETION DATE: 9/30/2012	PROJECT NUMBER: TBD
PREVIOUS FUNDING: N/A	BEYOND 5TH YEAR FUNDING: N/A	



Project Description:
Improve area drainage by improving outfall and constructing pond.

Level of Service Impact:
Repairs and upgrades to public drainage infrastructure.

Expenditure Plan:

	<u>Total Est Cost</u>	<u>Prior Yrs Funding</u>	<u>FY 11/12</u>	<u>FY 12/13</u>	<u>FY 13/14</u>	<u>FY 14/15</u>	<u>FY 15/16</u>
Project Development							
Engineering/Design							
Land							
Construction	1,600,000			1,600,000			
Contract Administration							
Total	\$ 1,600,000			\$ 1,600,000			

Funding Sources:

	<u>Total Est Cost</u>	<u>Prior Yrs Funding</u>	<u>FY 11/12</u>	<u>FY 12/13</u>	<u>FY 13/14</u>	<u>FY 14/15</u>	<u>FY 15/16</u>
Pay Go							
Banking Fund-Debt Proceeds	1,600,000			1,600,000			
Total	\$ 1,600,000			\$ 1,600,000			

Estimated Operating Budget Impact:

	<u>Total Est Cost</u>	<u>Prior Yrs Funding</u>	<u>FY 12/13</u>	<u>FY 13/14</u>	<u>FY 14/15</u>	<u>FY 14/15</u>	<u>FY 15/16</u>
Number of FTE							
Wages + Benefits							
Utilities							
Maintenance							
TOTAL							

Estimated Operating Budget Statement:

This is a capital maintenance allocation and will fund repairs and/or replace public drainage infrastructure through the City of Jacksonville. There is no estimated impact on the operating budget.

CITY OF JACKSONVILLE, FLORIDA

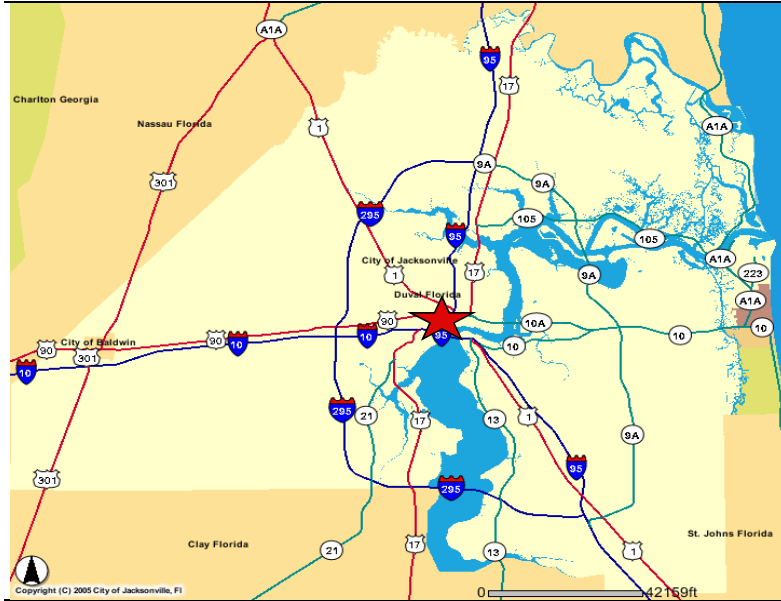
PROJECT TITLE:
 Bay Street Bridge - Hogan's Creek
 Downstream
CIE REQUIREMENT:
 No

DEPARTMENT:
 Public Works
PROJECT COMPLETION DATE:
 9/30/2012

PROGRAM:
 Drainage
PROJECT NUMBER:
 PWCP462SD-PW0477-01

PREVIOUS FUNDING:
 N/A

BEYOND 5TH YEAR FUNDING:
 N/A



Project Description:
 Improve area drainage by improving outfall and constructing pond.

Level of Service Impact:
 Repairs and upgrades to public drainage infrastructure.

Expenditure Plan:

	<u>Total Est Cost</u>	<u>Prior Yrs Funding</u>	<u>FY 11/12</u>	<u>FY 12/13</u>	<u>FY 13/14</u>	<u>FY 14/15</u>	<u>FY 15/16</u>
Project Development							
Engineering/Design							
Land							
Construction	1,000,000		1,000,000				
Contract Administration							
Total	\$ 1,000,000		\$ 1,000,000				

Funding Sources:

	<u>Total Est Cost</u>	<u>Prior Yrs Funding</u>	<u>FY 11/12</u>	<u>FY 12/13</u>	<u>FY 13/14</u>	<u>FY 14/15</u>	<u>FY 15/16</u>
Pay Go							
Banking Fund-Debt Proceeds	1,000,000		1,000,000				
Total	\$ 1,000,000		\$ 1,000,000				

Estimated Operating Budget Impact:

	<u>Total Est Cost</u>	<u>Prior Yrs Funding</u>	<u>FY 12/13</u>	<u>FY 13/14</u>	<u>FY 14/15</u>	<u>FY 14/15</u>	<u>FY 15/16</u>
Number of FTE							
Wages + Benefits							
Utilities							
Maintenance							
TOTAL							

Estimated Operating Budget Statement:

This is a capital maintenance allocation and will fund repairs and/or replace public drainage infrastructure through the City of Jacksonville. There is no estimated impact on the operating budget.

CITY OF JACKSONVILLE, FLORIDA

PROJECT TITLE:
SW 15. Lincoln Villas Phase II

DEPARTMENT:
Public Works

PROGRAM:
Drainage

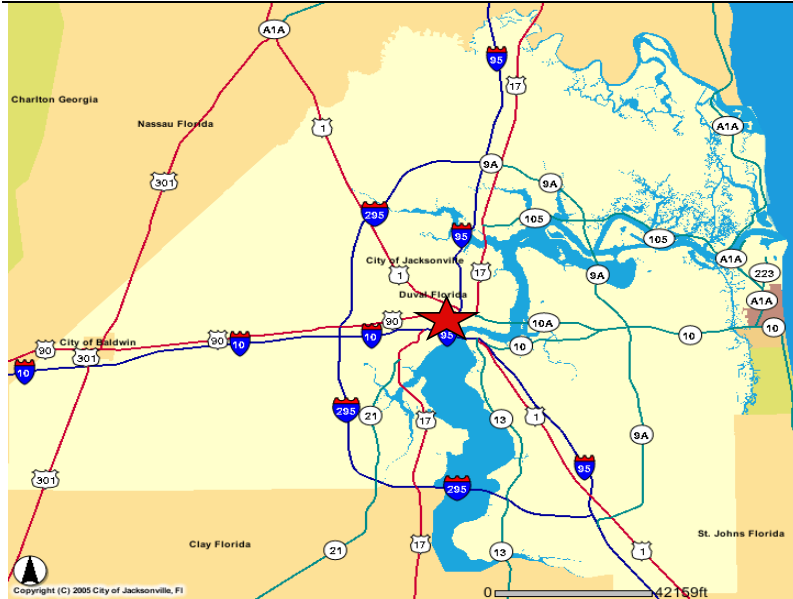
CIE REQUIREMENT:
No

PROJECT COMPLETION DATE:
9/30/2012

PROJECT NUMBER:
PWCP462SD-PW0275-01

PREVIOUS FUNDING:
\$ 7,730,000

BEYOND 5TH YEAR FUNDING:
N/A



Project Description:

A regional stormwater management project that improves the runoff collection system and enhances flood control with the development of a significant stormwater pond.

Level of Service Impact:

Repairs and upgrades to public drainage infrastructure.

Expenditure Plan:

	<u>Total Est Cost</u>	<u>Prior Yrs Funding</u>	<u>FY 11/12</u>	<u>FY 12/13</u>	<u>FY 13/14</u>	<u>FY 14/15</u>	<u>FY 15/16</u>
Project Development							
Engineering/Design							
Land							
Construction	8,430,000	7,730,000	700,000				
Contract Administration							
Total	\$ 8,430,000	\$ 7,730,000	\$ 700,000				

Funding Sources:

	<u>Total Est Cost</u>	<u>Prior Yrs Funding</u>	<u>FY 11/12</u>	<u>FY 12/13</u>	<u>FY 13/14</u>	<u>FY 14/15</u>	<u>FY 15/16</u>
Pay Go							
Banking Fund-Debt Proceeds	8,430,000	7,730,000	700,000				
Total	\$ 8,430,000	\$ 7,730,000	\$ 700,000				

Estimated Operating Budget Impact:

	<u>Total Est Cost</u>	<u>Prior Yrs Funding</u>	<u>FY 12/13</u>	<u>FY 13/14</u>	<u>FY 14/15</u>	<u>FY 14/15</u>	<u>FY 15/16</u>
Number of FTE							
Wages + Benefits							
Utilities							
Maintenance							
TOTAL							

Estimated Operating Budget Statement:

This is a capital maintenance allocation and will fund repairs and/or replace public drainage infrastructure through the City of Jacksonville. There is no estimated impact on the operating budget.

CITY OF JACKSONVILLE, FLORIDA

PROJECT TITLE:
SW 17. New Drainage Improvements

DEPARTMENT:
Public Works

PROGRAM:
Drainage

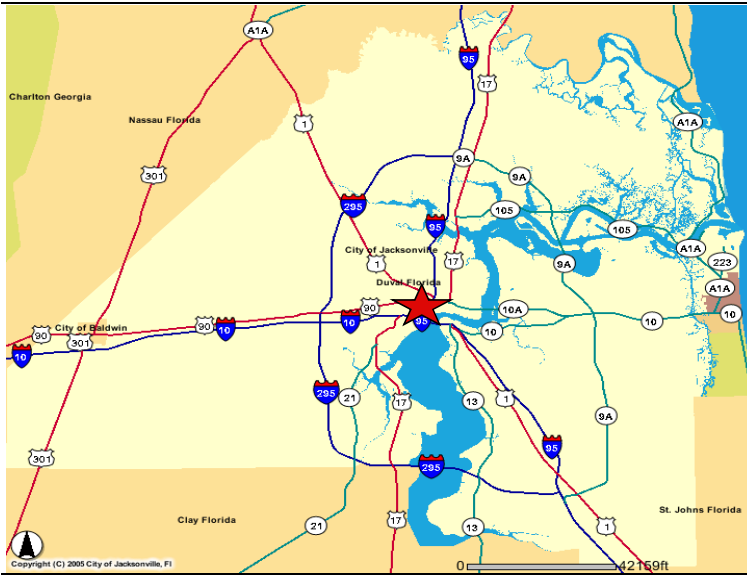
CIE REQUIREMENT:
No

PROJECT COMPLETION DATE:
9/30/2015

PROJECT NUMBER:
TBD

PREVIOUS FUNDING:
N/A

BEYOND 5TH YEAR FUNDING:
N/A



Project Description:

These are new drainage projects that are to be identified according to the MSMP (Master Stormwater Management Plan).

Level of Service Impact:

Repairs and upgrades to public drainage infrastructure.

Expenditure Plan:

	<u>Total Est Cost</u>	<u>Prior Yrs Funding</u>	<u>FY 11/12</u>	<u>FY 12/13</u>	<u>FY 13/14</u>	<u>FY 14/15</u>	<u>FY 15/16</u>
Project Development							
Engineering/Design							
Land							
Construction	13,886,540			650,000	7,979,310	5,257,230	
Contract Administration							
Total	\$ 13,886,540			\$ 650,000	\$ 7,979,310	\$ 5,257,230	

Funding Sources:

	<u>Total Est Cost</u>	<u>Prior Yrs Funding</u>	<u>FY 11/12</u>	<u>FY 12/13</u>	<u>FY 13/14</u>	<u>FY 14/15</u>	<u>FY 15/16</u>
Pay Go							
Banking Fund-Debt Proceeds	13,886,540			650,000	7,979,310	5,257,230	
Total	\$ 13,886,540			\$ 650,000	\$ 7,979,310	\$ 5,257,230	

Estimated Operating Budget Impact:

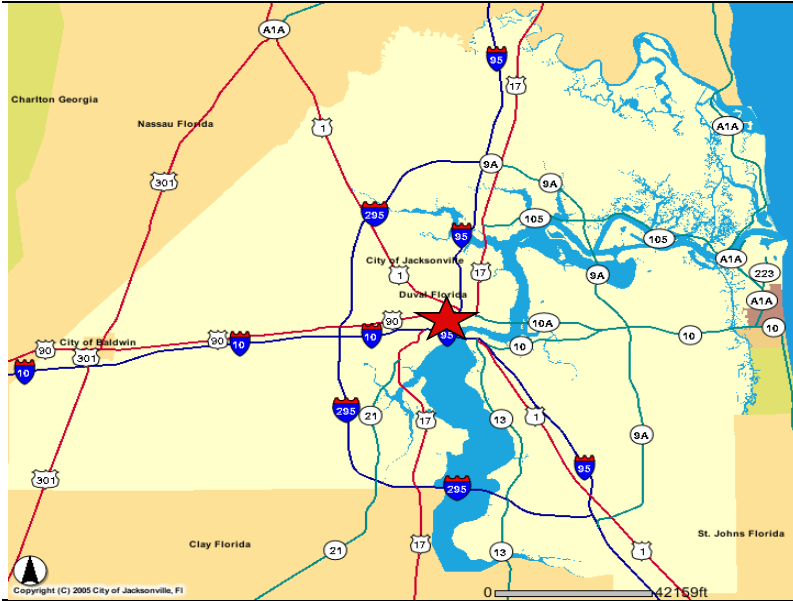
	<u>Total Est Cost</u>	<u>Prior Yrs Funding</u>	<u>FY 12/13</u>	<u>FY 13/14</u>	<u>FY 14/15</u>	<u>FY 14/15</u>	<u>FY 15/16</u>
Number of FTE							
Wages + Benefits							
Utilities							
Maintenance							
TOTAL							

Estimated Operating Budget Statement:

This is a capital maintenance allocation and will fund repairs and/or replace public drainage infrastructure through the City of Jacksonville. There is no estimated impact on the operating budget.

CITY OF JACKSONVILLE, FLORIDA

PROJECT TITLE: SW 18. Stormwater Project Development & Feasibility Studies CIE REQUIREMENT: No PREVIOUS FUNDING: N/A	DEPARTMENT: Public Works PROJECT COMPLETION DATE: 9/30/2014 BEYOND 5TH YEAR FUNDING: N/A	PROGRAM: Drainage PROJECT NUMBER: PWCP462SD-PW0740-01
--	--	--



Project Description:
 Allow for development of new stormwater projects.

Level of Service Impact:
 Repairs and upgrades to public drainage infrastructure.

Expenditure Plan:

	<u>Total Est Cost</u>	<u>Prior Yrs Funding</u>	<u>FY 11/12</u>	<u>FY 12/13</u>	<u>FY 13/14</u>	<u>FY 14/15</u>	<u>FY 15/16</u>
Project Development	500,000		250,000		250,000		
Engineering/Design							
Land							
Construction							
Contract Administration							
Total	\$ 500,000		\$ 250,000		\$ 250,000		

Funding Sources:

	<u>Total Est Cost</u>	<u>Prior Yrs Funding</u>	<u>FY 11/12</u>	<u>FY 12/13</u>	<u>FY 13/14</u>	<u>FY 14/15</u>	<u>FY 15/16</u>
Pay Go	500,000		250,000		250,000		
Banking Fund-Debt Proceeds							
Total	\$ 500,000		\$ 250,000		\$ 250,000		

Estimated Operating Budget Impact:

	<u>Total Est Cost</u>	<u>Prior Yrs Funding</u>	<u>FY 12/13</u>	<u>FY 13/14</u>	<u>FY 14/15</u>	<u>FY 14/15</u>	<u>FY 15/16</u>
Number of FTE							
Wages + Benefits							
Utilities							
Maintenance							
TOTAL							

Estimated Operating Budget Statement:

This is a capital maintenance allocation and will fund repairs and/or replace public drainage infrastructure through the City of Jacksonville. There is no estimated impact on the operating budget.

CITY OF JACKSONVILLE, FLORIDA

SCHEDULE OF APPROPRIATIONS BY DEPARTMENT

Department	Personnel Expenses	Operating Expenses
General Funds:		
Advisory Boards	\$ 322,121	\$ 97,232
Central Operations	11,763,805	5,138,160
City Council	5,856,662	2,141,417
Clerk of the Court	1,420,220	1,092,675
Courts		849,121
Environmental and Compliance	11,090,310	5,663,079
Finance	4,757,856	1,516,875
Fire and Rescue	137,248,522	23,331,481
General Counsel	144,897	225,118
Housing	227,177	33,586
Jacksonville Children's Commission		1
Jacksonville Citywide Activities	(6,095,714)	49,007,213
Jacksonville Human Rights Commission	774,533	126,984
Mayor's Office	1,732,465	349,741
Medical Examiner	2,249,496	426,675
Office of the Sheriff	287,663,492	59,079,205
Planning and Development	4,582,641	1,765,229
Property Appraiser	7,278,125	1,553,612
Public Defender		1,013,641
Public Health		327,285
Public Libraries	17,911,352	8,570,287
Public Works	25,670,253	53,778,306
Recreation and Community Services	12,371,774	15,207,356
State Attorney		179,011
Supervisor of Elections	3,760,718	3,397,101
Tax Collector	11,636,160	3,265,988
	<hr/>	<hr/>
Total General Funds	\$ 542,366,865	\$ 238,136,379

CITY OF JACKSONVILLE, FLORIDA

SCHEDULE OF APPROPRIATIONS, CONTINUATION

Capital Outlay	Grants And Aids	Other Uses	Total
\$ 1			\$ 419,354
2			16,901,967
4			7,998,083
1		929,991	3,442,887
35,000			884,121
19,007			16,772,396
4			6,274,735
262,604			160,842,607
2			370,017
	493,980		754,743
	6,325,986		6,325,987
	31,411,095	1,754,887	76,077,481
1			901,518
1			2,082,207
1			2,676,172
41,298			346,783,995
5			6,347,875
1			8,831,738
1			1,013,642
	630,504		957,789
3,107,630		8,624,606	38,213,875
2,664,355		(640,617)	81,472,297
6	4,669,693		32,248,829
1			179,012
1			7,157,820
3			14,902,151
\$ 6,129,929	\$ 43,531,258	\$ 10,668,867	\$ 840,833,298

CITY OF JACKSONVILLE, FLORIDA

SCHEDULE OF APPROPRIATIONS BY DEPARTMENT

Department	Personnel Expenses	Operating Expenses
Special Revenue Funds:		
City Council	\$ 77,759	\$ 6,001,083
Courts	921,715	1,375,605
Environmental and Compliance	1,702,679	926,278
Fire and Rescue	389,682	22,346
Housing		
Jacksonville Children's Commission	2,847,239	1,592,712
Jacksonville Citywide Activities	(19,413)	7,167,751
Office of the Sheriff	422,616	4,408,035
Planning and Development	5,534,576	2,189,852
Public Defender		380,077
Public Libraries	91,532	49,604
Public Works	438,077	1,110,451
Recreation and Community Services	1,358,780	2,418,330
State Attorney		1,232,677
	Total Special Revenue Funds	Total
	\$ 13,765,242	\$ 28,874,801
 Capital Project Funds:		
Environmental and Compliance		
Jacksonville Citywide Activities		
Public Works		
Recreation and Community Services		
	Total Capital Project Funds	Total
	\$ -	\$ -
 Enterprise Funds:		
Environmental and Compliance	\$ 2,352,163	\$ 1,550,742
Jacksonville Citywide Activities	(250,831)	1,116,451
Jacksonville Economic Dev. Commission	6,117,495	21,151,139
Public Works	15,751,160	75,225,864
Recreation and Community Services	19,001	5,396
	Total Enterprise Funds	Total
	\$ 23,988,988	\$ 99,049,592

CITY OF JACKSONVILLE, FLORIDA

SCHEDULE OF APPROPRIATIONS, CONTINUATION

Capital Outlay	Grants And Aids	Other Uses	Total
			\$ 6,078,842
110,120		10,056	2,417,496
53,106		158,370	2,840,433
1			412,029
	75,000		75,000
4	15,354,673		19,794,628
	80,299,812		87,448,150
1			4,830,652
2		599,341	8,323,771
1			380,078
			141,136
498,825	29,051,991		31,099,344
2	1,013,661	386,800	5,177,573
86,449			1,319,126
\$ 748,511	\$ 125,795,137	\$ 1,154,567	\$ 170,338,258
\$ 34,250,000			\$ 34,250,000
(135,000)			(135,000)
19,774,745			19,774,745
2,300,000			2,300,000
\$ 56,189,745	\$ -	\$ -	\$ 56,189,745
\$ 196,126		\$ 378,438	\$ 4,477,469
		26,073,512	26,939,132
4,398,166			31,666,800
27,115,732		2,700,661	120,793,417
			24,397
\$ 31,710,024	\$ -	\$ 29,152,611	\$ 183,901,215

CITY OF JACKSONVILLE, FLORIDA

SCHEDULE OF APPROPRIATIONS BY DEPARTMENT

Department	Personnel Expenses	Operating Expenses
Internal Services Funds:		
Central Operations	\$ 8,140,540	\$ 142,963,107
Finance	1,675,849	35,671,169
General Counsel	7,035,100	1,633,596
Information Technology	12,310,037	20,653,162
Jacksonville Citywide Activities	(518,952)	
Total Internal Service Funds	\$ 28,642,574	\$ 200,921,034
General Trust And Agency Funds:		
Finance	\$ 464,835	\$ 10,443,720
Sheriff's Trusts	299,578	614,301
Total General Trust and Agency Funds	\$ 764,413	\$ 11,058,021
Component Units:		
Jacksonville Citywide Activities	\$ (41,844)	
Jacksonville Economic Dev. Commission	1,567,644	2,089,264
Jacksonville Housing Finance Authority	285,749	234,479
Recreation and Community Services		33,313
Total Component Units	\$ 1,811,549	\$ 2,357,056
Appropriations Grand Total	\$ 611,339,631	\$ 580,396,883

CITY OF JACKSONVILLE, FLORIDA

SCHEDULE OF APPROPRIATIONS, CONTINUATION

Capital Outlay	Grants And Aids	Other Uses	Total
\$ 7,422,503		\$ 1,222,631	\$ 159,748,781
3		59,071,201	96,418,222
1		369,726	9,038,423
279,405	1,333,144	1,484,036	36,059,784
		24,701,300	24,182,348
\$ 7,701,912	\$ 1,333,144	\$ 86,848,894	\$ 325,447,558
\$ 2,500		\$ 192,536	\$ 11,103,591
			913,879
\$ 2,500	\$ -	\$ 192,536	\$ 12,017,470
			\$ (41,844)
2	183,815	162,591	4,003,316
1		23,692	543,921
			33,313
\$ 3	\$ 183,815	\$ 186,283	\$ 4,538,706
\$ 102,482,624	\$ 170,843,354	\$ 128,203,758	\$ 1,593,266,250

CITY OF JACKSONVILLE, FLORIDA

ADVISORY BOARDS

Asian American Advisory Board

The commission serves as a liaison between the Asian community and city government. Through forums, leadership workshops and the awarding of scholarships for academic excellence to young Asian scholars, they support diversity, obtain and share information, provide guidance in addition to identifying and addressing concerns on behalf of the City's Asian community.

Civil Service Board

The board hears appeals of permanent civil service employees in proposed disciplinary actions. It also hears grievances of hiring practices and promotions that cannot be resolved by the head of Human Resources. All other types of permanent employee grievances are heard by the board when they cannot be resolved at the department level through the four-step grievance procedure.

Construction Trade Qualifying Board

The board administers regulations in Chapters 62 and 342 of the Ordinance Code as well as Chapter 489 of the Florida Statutes. It provides for the preparation, administration and grading of examinations of tradesmen or contractors working the fields of electrical, heating/air-conditioning/refrigeration, plumbing, water treatment installations, irrigation, natural gas, vinyl siding, apartment maintenance, above ground pool, pool sub-contractors and carpentry sub-contractors meet the qualifications required by law. The board regulates and certifies general, building, and residential contractors who were registered with the state of Florida prior to Sept. 17, 1973; commercial pool, residential pool and pool servicing contractors, registered prior to Apr. 15, 1985; roofing contractors, registered prior to Aug. 4, 1987; and sheet metal contractors, prior to July 1, 1993.

Hispanic American Advisory Board

The board acts as a liaison between the Hispanic community and city government to provide a forum for recognizing the concerns and desires of Hispanic citizens.

Mayor's Commission on the Status of Women

The Commission's purpose is to develop a public consciousness of the talents of women, regardless of race, color or creed; to encourage women to become actively involved in matters pertaining to the community and to work toward the utilization of capable women in roles of leadership.

**Mayor's
Asian American
Advisory Board**

**Construction
Trade
Qualifying
Board**

**Mayor's
Commission
On Status of
Women**

**Hispanic
American
Advisory Board**

**Civil
Service
Board**

CITY OF JACKSONVILLE, FLORIDA

ADVISORY BOARDS

DEPARTMENTAL EXPENDITURES	FY 10 Actual	FY 11 Budget	FY 12 Approved	Dollar Change	Percent Change
011 GENERAL FUND - GSD	455,371	404,068	419,354	15,286	3.8%
TOTAL DEPARTMENTAL EXPENDITURES	455,371	404,068	419,354	15,286	3.8%

CITY OF JACKSONVILLE, FLORIDA

DIVISIONAL FUNCTION AND HIGHLIGHTS

ASIAN AMERICAN ADVISORY BOARD

FUNCTION:

The Mayor's Asian American Advisory Board (MAAAB) acts as a liaison between the Asian Community and the City Government. It provides a means by which the City may obtain information, guidance, and on-going comprehensive studies relating to citizens of Asian descent, in order to effectively recognize the concerns and desires of its Asian citizens to support the diversity in the community.

HIGHLIGHTS:

- The Mayor's Asian American Advisory Board (MAAAB) has been successful in networking efforts, educating the community and participating in various community functions. Celebration of the "Asian Pacific American Heritage Month" is held each May, which includes academic scholarship awards to several deserving Jacksonville students and high profile speakers who motivate and inspire the Asian community.
- The MAAAB sponsors quarterly Local Asian Leaders' Summits that have included topics such as partnering with local Asian groups in compiling a database of translators to assist Asian senior citizens, promoting an opportunity for Asians to participate in the 2010 Census as well as providing information from JSO on crime prevention.

CIVIL SERVICE BOARD

FUNCTION:

The Civil Service Board hears appeals of permanent Civil Service employees who choose to appeal a proposed disciplinary action. They also hear grievances of Civil Service employees and prospective employees when Human Resources cannot satisfactorily resolve their grievances insofar as promotion and hiring are concerned. The Board hears other types of permanent Civil Service employee grievances when they cannot be resolved at the department level through the four-step procedure.

HISPANIC AMERICAN ADVISORY BOARD

FUNCTION:

The Hispanic American Advisory Board provides a means by which the City may obtain information, guidance and on-going comprehensive studies relating to its citizens of Hispanic descent, in order to effectively recognize the concerns and desires of the growing Hispanic community and promote city services. The Board advises the Mayor and his staff on specific needs within the Hispanic community.

HIGHLIGHTS:

- During FY 12, the Hispanic American Advisory Board will continue to perform outreach in the Hispanic Community to educate and create an awareness of opportunities.
- The MHAAB, along with the Health Department will be distributing a Hispanic Directory to the community. The Board also partners with the First Coast Hispanic Chamber to award scholarships to Hispanic college students during the Achieving the Dream scholarship luncheon.

CITY OF JACKSONVILLE, FLORIDA

MAYOR'S COMMISSION ON THE STATUS OF WOMEN

FUNCTION:

The Commission's purpose is to develop a public consciousness of the talents of women, regardless of race, color or creed and to encourage women to become actively involved in matters pertaining to the community; to work toward the utilization of capable women in roles of leadership.

HIGHLIGHTS:

- Planned 2011 Women's History Month Event at UNF
- Created a Directory of Women's Organizations and Services
- Celebrated Equal Pay Day in collaboration with FSCJ
- Participated in New Town Success Zone PhotoVoice Project
- Implemented Presentations from other Women's Organizations at MCSW meetings
- Created a Monthly Bulletin featuring a "Meet the Commissioner" article

CONSTRUCTION TRADE QUALIFICATION BOARD

FUNCTION:

The CTQB administers the Construction Trades Regulations as set forth in Chapters 62 and 342 of the Ordinance Code, as well as Chapter 489 F.S. It protects the citizens of Duval County by ensuring that the tradesmen or contractors, working in the fields of general, residential, building, pool categories, sheet metal, roofing, non-structural siding, non-electrical signs, electrical, heating/air-conditioning/refrigeration, plumbing, water treatment installations, irrigation, natural gas, low voltage, awning, apartment maintenance, above ground pools and carpentry sub-contractors meet the qualifications required by law. It provides for the preparation, administration and grading of professional examinations for those trades. Further the CTQB regulates and protects the citizens of Duval County by disciplining unscrupulous contractors.

HIGHLIGHTS:

- In FY 11, the CTQB added Stucco, Window and Door Specialty contractors to those that must meet qualifications required by law.
- CTQB is working with the Information Technology Department to make more applications and other forms accessible online. This will create efficiencies by reducing processing time and resources.

CITY OF JACKSONVILLE, FLORIDA

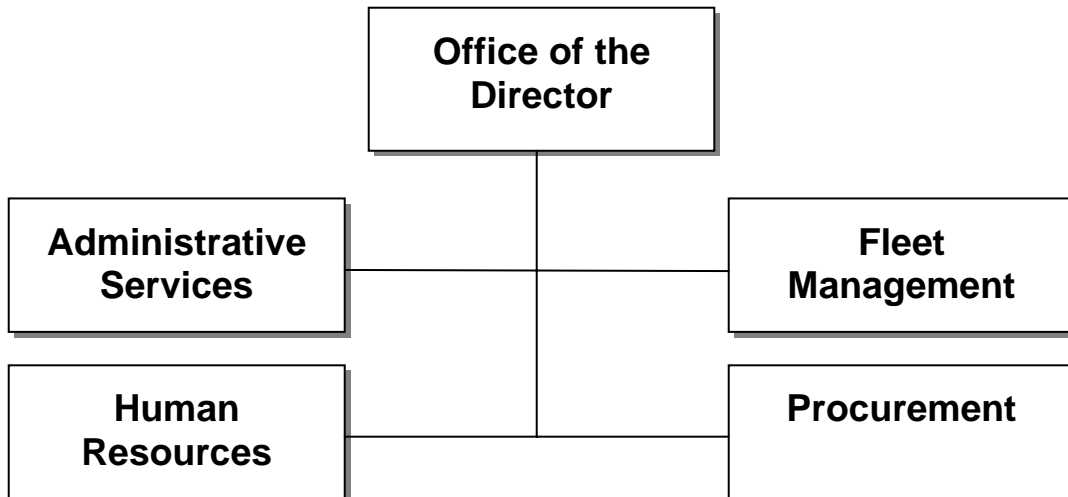
CENTRAL OPERATIONS

DEPARTMENT VISION:

The development of a centralized model for the standardization of processes, economics and efficiencies of scale, and cross-training necessary to eliminate redundancy and to maximize governmental efficiency for each of the City's departments, using agencies, commissions, and, ultimately, its independent authorities.

DEPARTMENT MISSION:

The empowerment of city managers to effectively defend, protect, and serve the citizens of Jacksonville through the centralized and efficient provision of their administrative and operational needs.



CITY OF JACKSONVILLE, FLORIDA
CENTRAL OPERATIONS

SERVICES/MEASURES	FY 10	FY 11	FY 12
Division-Administrative Services	Historical	Estimated	Projected
Inputs			
\$ amount of budget	\$ 5,548,258	\$ 5,080,106	\$ 4,637,909
# FTEs	94	92	78
Workload/Demand			
# of employees serviced by ASD	3,824	3,148	3,148
# of requisitions processed	8,208	9,817	8,908
# of invoices receipted	57,049	68,755	62,017
# of invoices created	6,457	6,481	6,299
# of hours provided to departments for admin support	9,053	11,258	10,263
# of City User Fee payment issues, received, researched and resolved	11,117	5,000	*
Efficiency			
Avg. # of days per month participating in the Transitional Duty Program as an alternative to Worker Compensation	188	238	230
# of off-cycle payroll checks requested per pay period due to ASD clerical error.	5 or less	5 or less	5 or less
# of working days to process purchasing and supply requests received from customers.	2 working days or less	2 working days or less	**
# of working days to process invoice payments from authorization to pay.	5 working days or less	5 working days or less	5 working days or less
# of working days to process JSEB invoice payments from authorization to pay.	3 working days or less	3 working days or less	***
% of time administrative support is provided to customers within requested timeframe.	95% or greater	95% or greater	95% or greater
Avg. customer satisfaction score.	4.0 or greater	4.4 or greater	4.3 or greater
Division-Fleet Management:			
Inputs			
\$ amount of budget	\$ 36,206,061	\$ 39,271,721	\$ 43,862,118
# FTEs	127	124	121
Workload/Demand			
# of overdue PM and safety inspection.	229	360	250
# of returns	4	4	4
Efficiency			
\$ of equipment accidents - City Fault. (Risk Management to monitor liability cost to the City)	\$ 710,805	\$ 755,885	750,000
Average Unit Cost (Fuel)	\$ 2.45	\$ 3.12	3.57
Fuel Consumption (Gallon)	7,445,089	7,251,760	7,815,432
Avg. Age of Fleet in Replacement Program (months)	96	96	96
Avg. Cost of Car/Light Truck Oil Change	\$ 15	\$ 15	\$ 15
Avg. # of days to repair vehicles and equipment	2.0	2.0	2.0
Avg. # of days (from the creation of a requirement until the receipt of Parts).	3.0	3.0	3.0
Division-Call Center/Office of the Director			
Inputs			
\$ Amount of Budget	\$ 1,229,065	\$ 1,313,692	\$ 1,206,747
# of FTE's	26	24	23
Workload/Demand			
Customer Satisfaction	4.5	4.5	3.5
Efficiency			
Avg. Speed of Answer	0:02:00	0:00:43	4:00+

CITY OF JACKSONVILLE, FLORIDA

CENTRAL OPERATIONS

SERVICES/MEASURES	FY 10	FY 11	FY 12
<u>Division-Human Resources</u>	Historical	Estimated	Projected
Inputs			
\$ of amount of budget	\$ 94,293,079	\$ 98,113,935	\$ 106,076,219
# of FTE's	75	72	57
Workload/Demand			
Organizational Support (OS) - # of examination requests administered during fiscal year.	200	250	250
Organization Development (OD) - Aggregate # of employees enrolling in LDA annually (Beginning in Jan 2009)	750	792	250
Organizational Support (OS) - # of approved equity pay increases processed.	27	0	0
Organizational Support (OS) - # of approved special pay increases processed.	8	0	0
OS - # of Oracle transactions processed during Fiscal Year.	8,500	8464	9500
Efficiency			
Exam Contract Completion Rate	71.42%	100%	98%
HR - Audit for errors by sampling 75 Oracle transactions / EB, OS – bi-weekly after payroll runs.	< 5.0%	< 5.0%	< 5.0%
Employee Benefits (EB) - Audit of enrollment changes	< 2.5%	< 3.0%	< 2.5%
OS - Improve the employee to supervisor staffing ratio / report semi annually	1:5	1:5	1:5
OS – Time elapsed from receipt of external exam request to list certified, excluding extended recruitment positions	17 Calendar Days	18 Calendar Days	18 Calendar Days
OS - Time elapsed from receipt of request to fill vacancy via internal exam to list certified, excluding extended recruitment positions.	34 Calendar Days	35 Calendar Days	35 Calendar Days
OS – Time elapsed from applicant selection by management to entry into Oracle as new hire	9 Calendar Days	10 Calendar Days	10 Calendar Days
- New Hires	5 Calendar Days	5 Calendar Days	4 Calendar Days
- Terminations	5 Calendar Days	5 Calendar Days	3 Calendar Days
- Worker Status Changes	5 Calendar Days	5 Calendar Days	4 Calendar Days
HR - Customer satisfaction survey / reports semi annually	3.70%	3.70%	
 <u>Division-EBO and Contract Compliance</u>			
Inputs			
\$ Amount of budget	\$ 749,931	\$ 629,729	\$ 616,039
# of FTE's	11	4	4
Workload/Demand			
# of JSEB Applications Received/Reviewed	498	430	430
# of Outreach Events	New	13	18
# of Contracts Reviewed for Participation	118	251	240
# of Section 3 Applications Received/Reviewed	New	47	60
Efficiency			
Avg. # days per month spent improving JSEB reports	New	10	10
Avg. # days to process JSEB application	30	30	30
Avg. # days to review contracts for participation	New	3	3
% of New JSEBs applying for Bonding Assistance	7%	8%	****
% of New JSEBs applying for Capital Access loans	5%	2%	2%
Number of JSEBs graduated from the program	New	4	2
% of increase in JSEB applications	New	5%	*****
% of total dollars awarded to JSEB	6.18%	8.90%	7.54%
% of JSEB contract awarded as set-asides	26%	19%	17%
Number of Mentor/Mentee Relationships	2	1	2
Total Dollar of loans awarded to JSEBs through Access to Capital	\$ 2,428,529	\$ 2,692,439	\$ 2,746,287
Number of JSEBs Receiving Bonding or Counseling	New	31	*****
Number Quarterly and Annual reports completed timely	New	1	5

CITY OF JACKSONVILLE, FLORIDA
CENTRAL OPERATIONS

SERVICES/MEASURES	FY 10	FY 11	FY 12
<u>Division-Procurement</u>	Historical	Estimated	Projected
<i>Inputs</i>			
\$ Amount of budget	\$ 2,023,534	\$ 1,983,640	\$ 1,846,514
# of FTE's	29	27	26
<i>Workload/Demand</i>			
Number of Formal Bids processed/awarded	345	358	400
Number of Purchase Orders processed/issued	19,500	18,652	20,500

* A change in billing methodology from separate bill to property tax bill which caused the volume of payment issues to drop significantly.

** This measure is too subjective as most requests are processed the same day. The effectiveness of response time is captured in customer satisfaction survey.

*** This measure is a duplication of another measure. The # of working days to process invoice payments from authorization to pay.

**** The bonding and assistance contract terminated.

***** This is a duplication of another measure that tracks the number of applications reviewed/received.

***** The bonding and assistance contract terminated.

CITY OF JACKSONVILLE, FLORIDA

CENTRAL OPERATIONS

DEPARTMENTAL EXPENDITURES	FY 10 Actual	FY 11 Budget	FY 12 Approved	Dollar Change	Percent Change
011 GENERAL FUND - GSD	19,601,812	20,265,271	16,692,747	-3,572,524	-17.6%
019 PUBLIC SAFETY INITIATIVE	224,827	209,220	209,220	0	0.0%
511 FLEET MGMT - OPERATIONS	37,007,790	39,271,721	43,433,004	4,161,283	10.6%
512 FLEET MGMT - VEHICLE REPLACEMENT	17,771,509	11,708,154	7,047,186	-4,660,968	-39.8%
513 FLEET MGMT - DIRECT REPLACEMENT	3,825,995	5,025,322	7,422,500	2,397,178	47.7%
521 COPY CENTER	1,775,952	1,941,694	2,074,557	132,863	6.8%
571 GROUP HEALTH	86,532,661	94,474,142	99,771,534	5,297,392	5.6%
TOTAL DEPARTMENTAL EXPENDITURES	166,740,547	172,895,524	176,650,748	3,755,224	2.2%

CITY OF JACKSONVILLE, FLORIDA

DIVISIONAL FUNCTION AND HIGHLIGHTS

ADMINISTRATIVE SERVICES

FUNCTION:

To provide the City of Jacksonville using agencies with efficient, effective administrative work in managing, supervising and coordinating a broad variety of administrative support functions such as time and attendance, requisitioning and financial processing, accounts management, safety compliance, administrative support and project controls.

HIGHLIGHTS:

- The division rolled out the new work order tracking system – AIMS (Administrative Information Management System) in FY 2010/2011. During the fiscal year, the division received and completed over 16,000 work order requests.
- The division will continue to review and enhance its processes in an effort to achieve streamlined and consistent procedures, taking into consideration the unique requirements of its customers.
- The division will continue to provide efficient consolidated administrative management support to departments and divisions in the areas of time and attendance tracking for payroll processing and reconciliation, financial processing for the requisition of supplies and services, account management and analysis, safety compliance and general administrative support.

FLEET MANAGEMENT

FUNCTION:

Fleet Management is responsible for stewardship of more than 4,178 pieces of equipment ranging from off-road equipment to motorcycles. The Division also manages the annual vehicle replacement program, which is budgeted to replace \$7.4 million in FY 12. The Division provides a comprehensive service program to all city agencies and various independent authorities and state agencies. Our comprehensive program starts with the identification and acquisition of equipment requirements of the City agencies through the disposition of the surplus equipment. The program includes the following: paint & body services, light vehicle maintenance & repair, air conditioning & electrical services, small engine services, welding & machine shop services, refurbish/rebuild services, heavy off-road and on-road maintenance, fire / rescue maintenance, hydraulic system rebuilds and repairs, managing & maintaining of city fuel sites, and mobile off-site fueling.

HIGHLIGHTS:

- Fuel will be provided to the contract haulers utilized by the Solid Waste division. The approximate usage is capped at 1,024,951 gallons per year.
- Mandated long standing environmental monitoring and clean-up for locations belonging to Mosquito Control, Fire & Rescue, Office of the Sheriff, Fleet Management, Jacksonville Housing Authority and Public Works totaling \$315,000 is contained within this budget.
- This budget contains funding for projected fuel usage of over 7.8 million gallons for City, Independent Authorities and State agencies.
- The new Fueling Station at St. Johns Bluff is now complete and operational. This fueling station will help reduce the use of commercial fuel credit card purchases and will also add to the total fuel inventory capacity for emergency operations.
- FDOT Maintenance Service Agreement with City of Jacksonville was renewed and is estimated to generate revenue of \$300,000.

CITY OF JACKSONVILLE, FLORIDA

HUMAN RESOURCES

FUNCTION:

The Human Resources division provides strategic organizational leadership in areas of human resources planning and organizational development by city executive leadership. Human Resources are a customer service organization which offers the following support to the City of Jacksonville:

- 1) Consulting services to departments and agencies to assist in selecting, developing and deploying employees to most effectively achieve the organizations mission.
- 2) Administer and deliver effective training programs to meet present and future needs within the city government.
- 3) Develop and deliver programs and services to support employees and retirees, including health, life, dental and vision insurance, FSA's and deferred compensation.

HIGHLIGHTS:

- Implement the NEOGOV Applicant Tracking System (ATS) system which brings to the city a much improved ATS and a State –of – Art On boarding System to ensure that the city hires only the best candidates.
- Implement E3 which is a plan to recruit and retain the best and the brightest
- Collaborate with local colleges and universities to develop a comprehensive Internship program.
- Review diversity efforts at all levels of city government
- Design and Implement automated benefit payment tracking system for manual pay benefit participants
- Implement employee-based, dietitian-led, weight loss support group and free, weekly, group exercise classes for employees.
- Provide training to the Examining team as well as the other analysts on using the Statistical Package for the Social Sciences (SPSS) software to analyze test data.

OFFICE OF DIRECTOR

FUNCTION:

This division is responsible for the overall management of the Department of Central Operations, in the provision of resources and services that are associated with Administrative Services, Equal Business Opportunities/Contract Compliance, Fleet Management, Human Sources, and Procurement. Other functions that operate through the division include 630-City through the Call Center, contract and payment compliance services through the Office of the Ombudsman, grants coordination, communication, photography and graphic design, media relations and public relations (PR) consulting services thru Public Information.

HIGHLIGHTS:

- The JSEB set-aside awards increased by 24.1% in FY 2011.
- The JSEB graduation goal was exceeded by 100% in FY 2011.
- In FY 2011, the EBO Office successfully received and processed section III certification applications for the City of Jacksonville and the Jacksonville Housing Authority.
- In FY 2012, the EBO Office will continue to promote growth by administering the Jacksonville Small and Emerging Business Program, and maximizing the opportunities for small business to participate in procuring goods and services for the City of Jacksonville.
- The Office of the Ombudsman resolved approximately 400 compliance issues in FY 2011, and created a "contract matrices" guide for citywide contract compliance which is currently used in the contract administration training.
- In FY 2012, as part of the Office of the Ombudsman Strategic Plan, the office will create and implement a new process initiative to improve the effectiveness and efficiency of achieving the

CITY OF JACKSONVILLE, FLORIDA

vision of a “public service that provides contract compliance throughout the City of Jacksonville which is open, fair, accountable, and effective”..

- In FY 2011 630-CITY team members served 320,696 customers. 67% of customer contacts were resolved by call center personnel, enabling division staff to focus on their core missions.
- Continue to enhance the quality of service provided to our customers.

PROCUREMENT

FUNCTION:

Procure a wide variety of supplies, equipment and contractual services for city agencies and provide intergovernmental duplication, mail and messenger service at the lowest dollar cost.

HIGHLIGHTS:

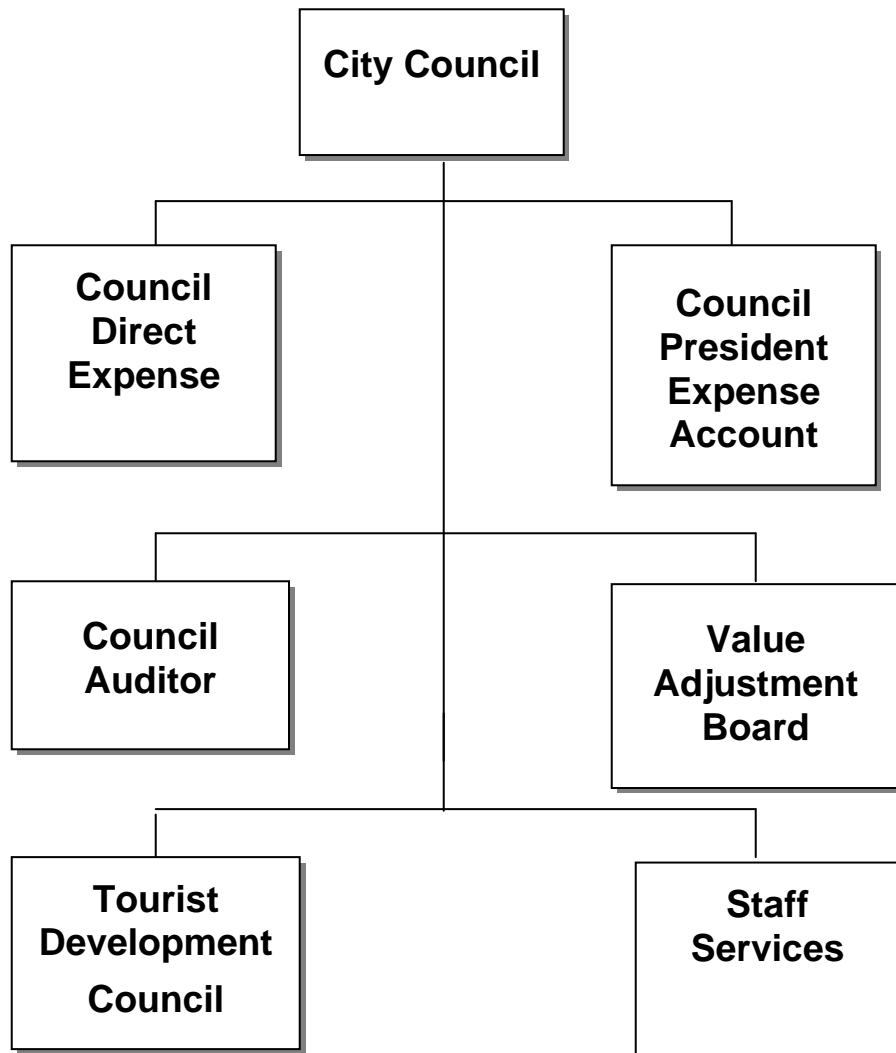
- Established function within JaxPro to maintain the database and track the expiration date for Pre-Qualified vendors for Capital Improvement Projects exceeding \$500K.
- Advertising of informal Sole Source/Proprietary request via JaxPro and post to the COJ Website for compliance with Chapter 126 Ordinance Code.
- Continue development and implementation of new online bid tracking application.
- Revamp JaxPro document repository to increase efficiency with attaching and organizing electronic procurement related documents.

CITY OF JACKSONVILLE, FLORIDA

CITY COUNCIL

DEPARTMENT MISSION:

To perform the legislative functions of the Consolidated City of Jacksonville. The Council Auditor improves the accountability and effectiveness of local government by actively providing independent and informative services to the City Council and the citizens of Jacksonville. The Value Adjustment Board reviews appeals from decisions made by the Duval County Property Appraiser. VAB jurisdiction includes appeals of property value assessments, exemption denials, agricultural (greenbelt) classification denials, and portability appeals, among others. The Council Staff Services provides each member of the Council with the necessary clerical support, and provides for the administrative affairs of the Council. The Tourist Development Council administers the Local Option Tourist Development Tax.



CITY OF JACKSONVILLE, FLORIDA

CITY COUNCIL

DEPARTMENTAL EXPENDITURES	FY 10 Actual	FY 11 Budget	FY 12 Approved	Dollar Change	Percent Change
011 GENERAL FUND - GSD	8,682,848	8,883,614	7,998,083	-885,531	-10.0%
132 TOURIST DEVELOPMENT COUNCIL	6,191,904	5,476,592	6,078,842	602,250	11.0%
TOTAL DEPARTMENTAL EXPENDITURES	14,874,752	14,360,206	14,076,925	-283,281	-2.0%

CITY OF JACKSONVILLE, FLORIDA

DIVISIONAL FUNCTION AND HIGHLIGHTS

COUNCIL AUDITOR

FUNCTION:

The Council Auditor's office provides the City Council and the citizens of Jacksonville with financial information regarding the city and its independent agencies.

HIGHLIGHTS:

- Review financial legislation and major projects submitted for Council's approval.
- The office performs a number of audits each year to meet legal requirements and to review all areas on a periodic basis. They assist independent auditors in their annual audits of the city and some of its independent agencies.
- Quarterly financial reports are compiled to provide routine information.
- In addition to their audit schedule, they respond to council requests for information and all budget requests requiring council approval are reviewed.

COUNCIL PRESIDENT EXPENSE ACCOUNT

FUNCTION:

Pursuant to Ordinance 2002-0189-E, Section 106.508, an expense account allowance established for the use of the Council President based on a annual appropriation by the Council of up to \$10,000.00 to cover expenses associated with official City business for which there is no other established account which could otherwise be used for said expenses.

DIRECT EXPENDITURES

FUNCTION:

The Direct Expenditures division houses the budgeted expenses for the salaries, benefits, and travel of the Elected City Council Members. Salaries are established pursuant to the salary formula established in Chapter 145, Florida Statutes.

The City Council is the legislative body of the City of Jacksonville's consolidated government. It is comprised of nineteen elected officials - fourteen District Council Members and five At-Large Council Members. City Council Members serve four-year terms and cannot serve more than two consecutive full terms due to term limits.

Legislation considered by the City Council flows through Standing Committees made up of Council members before going to the full Council for a vote. All bills are assigned to one or more of the seven Standing Committees for recommendations to be made to the full Council. The full Council meets on the second and fourth Tuesday of each month, and the committees meet the week before Council meetings.

CITY OF JACKSONVILLE, FLORIDA

STAFF SERVICES

FUNCTION:

The Office of City Council is made up of the Director's Office and three divisions – Administrative Services, Legislative Services and Research.

The Office of the Director provides oversight for the entire department and includes Information Systems personnel. Responsible for all oversight of the Council departments, contract negotiations, professional services, creation and development of training manuals and workshops for the Council Members and Staff. Responsible for creation and maintaining tracking system for Lobbyist and Gift Disclosure transparency. Maintain all Records Management and Retention for the City of Jacksonville legislative process. Staff members maintain information systems, computer hardware and software, manage the Council web site, and provide technical assistance of equipment including the public broadcasting of all meetings of the Council and Council Committees. They also assist with communication devices and other equipment used by City Council Members and staff. Staff members oversee the City Council board/commission appointments and confirmations process. Responsible for Council Chamber, Council facilities, meeting rooms including all programs, equipment and technology support. This office consists of one Director and three staff members.

The Administrative Services Division is responsible for performing the administrative functions for the City Council. These functions include the preparation and maintenance of the budget, purchasing office supplies and equipment, coordinating and payment for services, human resources, payroll, employee benefits, computer and telephone related services and equipment, travel accounting, scheduling and maintenance of City Council rooms, and the front desk reception area. Additional responsibilities include distribution of incoming mail, preparing coffee and water for meetings, maintaining inventory of all City-owned equipment/supplies, reservations for City Council meetings rooms, and related office functions. This division is made up of one Chief and four staff members.

The Legislative Services Division is responsible for the legislative process. Duties include preparation and distribution of Council and Committee agendas, establishment and maintenance of legislative bill files, and staff support for meetings of the Council and Council Committees. In addition, Lobbyist records for the City must be maintained as well as a Public Notice system for the legislative body in accordance with Chapter 602, Ordinance Code. Staff members maintain public records for the City Council and respond to information requests. Also provides staff support for the Value Adjustment Board. This division is comprised of one Chief, one Assistant Chief, and ten staff members.

The Council Research Division provides research and analysis of legislative proposals and projects. Staff members prepare bill summaries, maintain research records, draft resolutions, and prepare media releases and official correspondence. This division consists of one Chief and two staff members.

TOURIST DEVELOPMENT COUNCIL

FUNCTION:

The Duval County Tourist Development Council (TDC) is an activity of the City Council consisting of three City Council members and six representatives of the hotel and tourism industry. The TDC promotes and advertises convention facilities and tourist attractions.

HIGHLIGHTS:

The FY 12 budget includes grant funding has been provided for various events including the Gator Bowl game, First Coast Golf and the Florida / Georgia game. This area also contains funding for Visit Jacksonville (www.visitjacksonville.com).

CITY OF JACKSONVILLE, FLORIDA

VALUE ADJUSTMENT BOARD

FUNCTION:

Budgeted expenses related to the Value Adjustment Board. The objective of the Director/Council Secretary is to hear and resolve appeals of property assessments.

The Value Adjustment Board (VAB) reviews appeals from decisions made by the Duval County Property Appraiser. VAB jurisdiction includes appeals of property value assessments, exemption denials and agricultural (greenbelt) classification denials, among others. The Council Director/Council Secretary serves as the Value Adjustment Board Clerk and provides all staff and support for the functions of the VAB. The 2008 VAB has received more than 6,000 petitions and has scheduled 2,500 hearings to date versus the 1,200 hearings held for the 2007 VAB year. The number of hearings for the 2008 VAB year will steadily increase as new hearing dates are established and late file petitions are reviewed.

The Value Adjustment Board is established pursuant to Chapter 194, Florida Statutes. The VAB consists of five members: two members of the Jacksonville City Council, one of whom shall be the chairperson, one member of the Duval County School Board and two citizen members. As a quasi-judicial body, this board is not allowed to discuss matters pending before them outside of public hearings and noticed meetings.

Constituents are required to complete a petition in full, have it notarized, and then file it with the Clerk of the VAB, accompanied by a filing fee of up to \$15.00. Homeowners appealing a homestead exemption denial, and persons with appropriate certificate or other documentation issued by the Department of Children and Family Services, will be exempted from paying the filing fee.

CITY OF JACKSONVILLE, FLORIDA

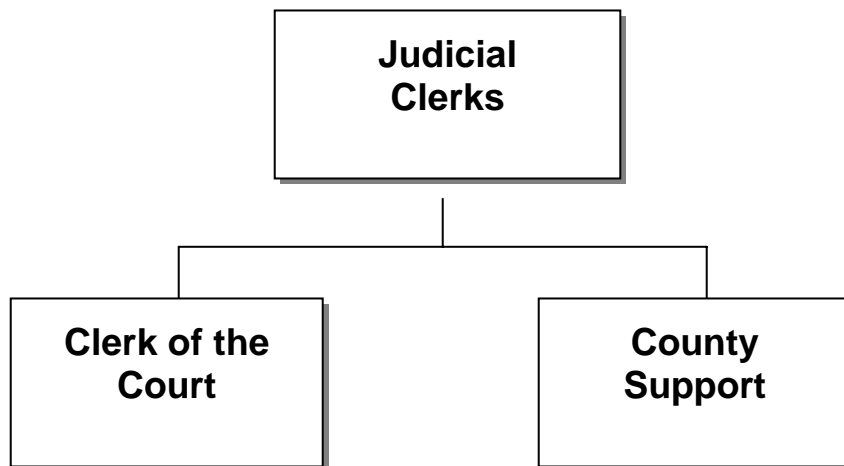
JUDICIAL - CLERKS

DEPARTMENT VISION:

The Clerk of the Circuit Court of Duval County will be a leader in providing assistance, expertise and benefit those having business with the Clerk's Office. The Clerk's Office will utilize proven and emerging technology to provide efficient service, emphasizing professionalism, timeliness and courtesy. Our goal is to achieve a customer satisfaction culture, striving for excellence in all areas of the Clerk's Office.

DEPARTMENT MISSION:

The Clerk's office continues efforts to provide professional and even more efficient service to its customers including the Jacksonville Sheriff's office, State Attorney's office, Tax Collector, the City of Jacksonville, the Department off Revenue, Court Administration, Chief Judge Moran and all the judges of the Fourth Judicial Circuit.



CITY OF JACKSONVILLE, FLORIDA

CLERK OF THE COURT

DEPARTMENTAL EXPENDITURES	FY 10 Actual	FY 11 Budget	FY 12 Approved	Dollar Change	Percent Change
016 CLERK OF THE COURT	3,919,494	3,569,133	3,442,887	-126,246	-3.5%
TOTAL DEPARTMENTAL EXPENDITURES	3,919,494	3,569,133	3,442,887	-126,246	-3.5%

CITY OF JACKSONVILLE, FLORIDA

DIVISIONAL FUNCTION AND HIGHLIGHTS

CIRCUIT MUNICIPAL COUNTY COURTS

FUNCTION:

Continue to improve customer service and enhanced productivity through system modernization and digital conversion. Support Article 5 requirements and develop a reliable financial system.

HIGHLIGHTS:

- Moving forward in the implementation of e-filing to improve customer service allowing document filings to be done through internet on-line resources.
- Automating import of Tax Deed transaction detail into Clerk's accounting system minimizing errors and personnel processing time.

CITY OF JACKSONVILLE, FLORIDA

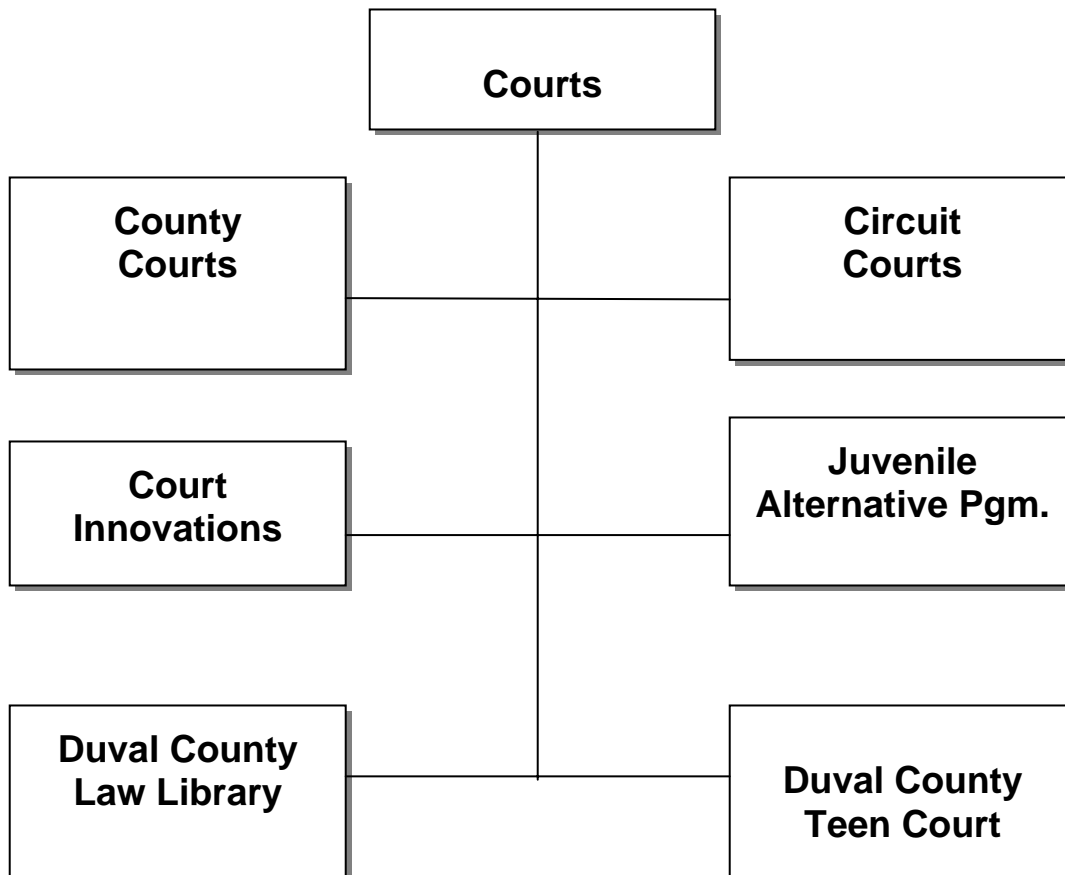
JUDICIAL - COURTS

DEPARTMENT VISION:

The Fourth Judicial Circuit will be known as a model in Florida for providing fair and accurate judicial decisions and appropriate legal services to all those individuals seeking relief or assistance from its courts and departmental divisions. The judiciary will provide efficient and timely service and courtesy in all areas of the court including Family Law, Felony, Probate, Juvenile, Civil, Misdemeanor, Violation of Municipal Codes and Traffic Infractions.

DEPARTMENT MISSION:

The Fourth Judicial Circuit Courts and County Courts are constitutional offices established by the Constitution of the State of Florida, Article 5, and Sections 5 & 6. Circuits shall have the power to issue writs of mandamus, quo warranto, certiorari, prohibition and habeas corpus and all writs necessary or proper to the complete exercise of their jurisdiction. They shall have the power of direct review of administrative action prescribed by general law. There are currently 35 Circuit Court Judges, 20 County Court Judges and 8 Senior Judges.



CITY OF JACKSONVILLE, FLORIDA

COURTS

DEPARTMENTAL EXPENDITURES	FY 10 Actual	FY 11 Budget	FY 12 Approved	Dollar Change	Percent Change
011 GENERAL FUND - GSD	1,290,153	852,580	884,121	31,541	3.7%
15B DUVAL COUNTY LAW LIBRARY	338,922	336,570	315,578	-20,992	-6.2%
15L JUVENILE DRUG COURT	256,562	323,881	317,497	-6,384	-2.0%
15Q COURT INNOVATIONS-JUDICIAL SUPPOR	265,473	319,070	299,755	-19,315	-6.1%
15R LEGAL AID	313,446	0	0	0	
15T COURT COST COURTHOUSE TRUST	106,622	239,666	228,478	-11,188	-4.7%
15U RECORDING FEES TECHNOLOGY	623,996	639,662	764,070	124,408	19.4%
15V TEEN COURT PROGRAMS TRUST	597,474	510,250	492,118	-18,132	-3.6%
TOTAL DEPARTMENTAL EXPENDITURES	3,792,648	3,221,679	3,301,617	79,938	2.5%

CITY OF JACKSONVILLE, FLORIDA

DIVISIONAL FUNCTION AND HIGHLIGHTS

CIRCUIT COURT

FUNCTION:

The Fourth Judicial Circuit Court is comprised of 35 judges who preside over all felony, probate, family dependency and juvenile matters, as well as civil cases of \$15,000 or more (F.S. 34.01, (4)). The counties covered by the Fourth Judicial Circuit Court are Clay, Duval and Nassau.

HIGHLIGHTS:

- The Judicial Courts will be moving into the “New” Courthouse facility. Opening scheduled in fiscal year 2012.

COUNTY COURTS

FUNCTION:

The Fourth Judicial County Court is comprised of 20 judges who preside over all misdemeanors, violation of municipal ordinances, traffic infractions, and civil actions under \$15,000 (F.S. 34.01, (4)). The counties covered by the Fourth Judicial Circuit are Clay, Duval and Nassau.

HIGHLIGHTS:

- The Judicial Courts will be moving into the “New” Courthouse facility. Opening scheduled in fiscal year 2012.

COURTS – SPECIAL REVENUE FUNDS

FUNCTION:

As a result of Article 5 Revision 7 the Judicial Trusts are now made up of: Duval County Law Library, Juvenile Alternative Program, Court Innovations Legal Aide, Courthouse Trust Fund and Recording Fees- Technology and Teen Court.

HIGHLIGHTS:

- The Judicial Courts will be moving into the “New” Courthouse facility. Opening scheduled in fiscal year 2012.

CITY OF JACKSONVILLE, FLORIDA

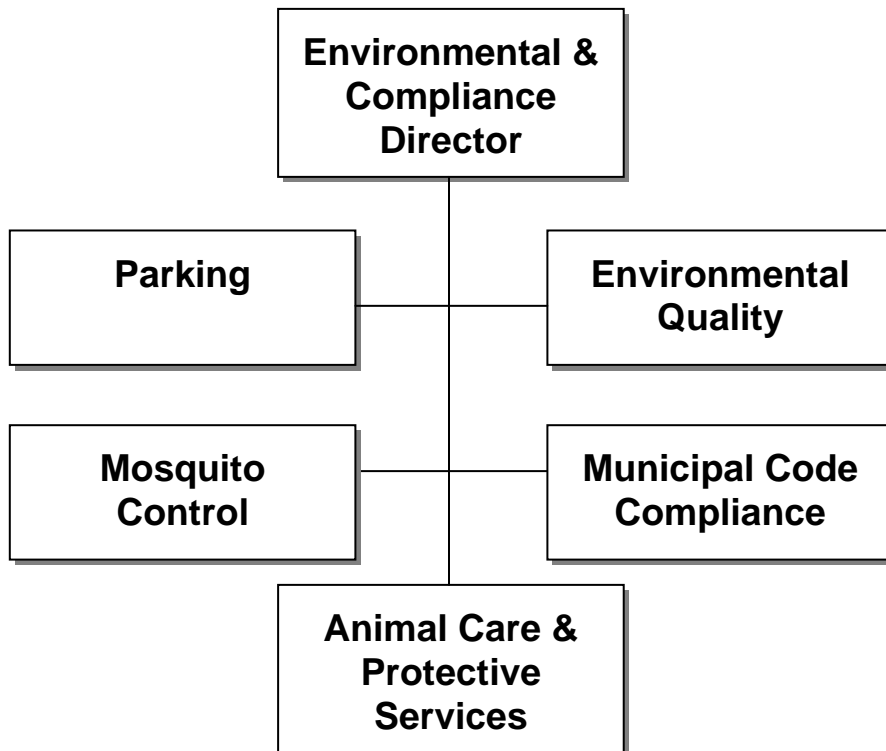
ENVIRONMENTAL AND COMPLIANCE

DEPARTMENT VISION:

Pursue a clean, safe and healthy community through a partnership with business, citizen groups and government to foster community values that embrace the natural environment, promote public safety and encourage civic pride. Provide a work place that nurtures employee growth, builds character and fosters team spirit. Earn public trust by providing excellent service, which exceeds the expectations of our customers. Operate with a common purpose to fulfill the City's overall mission to provide responsive and responsible government.

DEPARTMENT MISSION:

To make Jacksonville the most clean, safe and healthy community in America so Jacksonville is the best place in the nation to live, work and raise a family.



CITY OF JACKSONVILLE, FLORIDA

ENVIRONMENTAL AND COMPLIANCE

SERVICES/MEASURES	FY 10 Historical	FY 11 Historical	FY 12 Projected
<u>Division-Animal Care & Protective Services</u>			
<i>Inputs</i>			
\$ amount of budget	\$ 4,568,296	\$ 4,553,619	\$ 4,272,062
# FTE	62	59	57
<i>Workload/Demand</i>			
Total # of received/impounded cats & dogs per year	20,075	18,029	17500
# of adoptions out of total received population	3,676	3,691	3700
# of education/outreach projects conducted annually	12	48	60
# of pet licenses sold annually	53,000	70,000	80000
# of pets microchipped by animal care & control	5,443	6,000	8000
Total # of animal care and control calls received annually	23,796	26,026	30000
# of calls received for stray animals	10,887	10,250	10000
# of surgeries per veterinarian	2,453	2,450	2500
# of foster care providers	163	225	240
# of animals placed in foster care annually	1,104	2,041	2000
# of animals placed through pet placement partnerships	6,144	6,668	6800
# of animals returned to their owners	612	719	750
# of dogs received in shelter annually	9,200	8,436	8250
# of cats received in shelter annually	10,687	9,416	9250
# of other received in shelter annually	188	465	400
# of active volunteers	62	85	100
# of volunteer hours annually	2,010	5,848	7400
# of animal impounds by owner relinquishment	4,104	2,926	2800
# of animal impounds by field officer	7,307	8,066	7500
# of animal impounds by front office	7,441	6,208	6000
# of euthanasia procedures per year	9,373	7,631	6800
<i>Efficiency</i>			
% of feral animals TNR	92%	92%	92%
\$ value of volunteer hours	\$ 39,195	\$ 114,036	\$ 144,300
<i>Effectiveness</i>			
% of At-Large Issues Resolved (Animals Captured)	68.17%	78.69%	80.00%
# of Live Releases	10,432	10,420	11,250
% of Live Releases	51.97%	57.80%	64.29%
% of Animals Leaving Shelter Sterilized	94.13%	99.91%	99.93%
<u>Division-Environmental Quality Division</u>			
<i>Inputs</i>			
\$ amount of budget	\$ 5,671,271	\$ 5,934,863	\$ 5,376,488
# FTE	69	71	68
<i>Workload/Demand</i>			
# of emergency response incidents	325	321	252
# of Noise pollution cases per year	500	350	400
# of citizen complaints for water quality	630	700	728
<i>Efficiency</i>			
% of ER cases closed on time	96%	97%	96%
% of NP cases closed within 13 days	98%	98%	90%
<i>Effectiveness</i>			
% of water quality data collected for MS4/NPDES efforts	94%	94%	94%
% of water quality complaints responded within one day	95%	95%	95%

CITY OF JACKSONVILLE, FLORIDA

ENVIRONMENTAL AND COMPLIANCE

SERVICES/MEASURES	FY 10 Historical	FY 11 Historical	FY 12 Projected
<u>Division-Mosquito Control</u>			
\$ amount of budget	\$ 2,096,993	\$ 2,055,536	\$ 1,775,583
# FTE (authorized)	28	28	28
<i>Workload/Demand</i>			
# of light traps used	21	21	21
# acres treated by ground & air combined	265,091	632,247	500,000
# of CARE Issues per year	*****2,948	*****6,916	*****5,000
# of educational programs conducted annually	8	12	6
<i>Efficiency</i>			
% of citizen requests for service responded to within 4 business days	99%	99%	90%
% of mosquito inspections completed	100%	100%	100%
Avg. customer Satisfaction Score	4.35	4.5	4
Annual MCD operating cost per capita (adjusted for population growth)	\$ 2.43	\$ 2.38	\$ 2.05
<i>Effectiveness</i>			
Avg. customer Satisfaction Score	4.4	4.5	4
<u>Division-Municipal Code Compliance</u>			
<i>Inputs</i>			
\$ amount of budget	\$ 6,470,872	\$ 6,379,315	\$ 6,034,565
# FTE	72	72	72
<i>Workload/Demand</i>			
# of existing unsafe buildings demolished (by city contractor)	**96	269	175
# of cited nuisance properties	32,061	***30,066	31,000
# of zoning code and property safety/maintenance cases addressed by field employees	17,822	****49,058	49,000
Days lapsed from request for service to initial inspection, as documented in PICS database	1.31	1.12	1.5
<i>Efficiency</i>			
# of days lapsed between receipt of nuisance abatement work orders and project completion	*28	*16.79	14
# of days lapsed between receipt of board-up work orders and project completion	8	8	8
# of days lapsed between formal and emergency demolition bids <u>approval</u> and actual demolition	40 days	35 days	35 days

(*) NOTE: Procurement-related issues with contractors, in addition to increased workload, due to seasonal conditions and numerous pro-active neighborhood comprehensive inspection projects, led to abatement delays.

(**) NOTE: Decrease from previous fiscal year, due to regulatory review and procurement-related issues with contractors.

(***) NOTE: Statistic includes regular nuisances (27,789) and nuisance board-ups (2,277); both case types are violations of CH 518 Part 2 and are considered as nuisance violations.

(****) NOTE: Statistic represents enforcement cases/complaints; actual number of inspections completed during FY11 is 132,663 (majority of enforcement cases require more than one inspection).

(*****) NOTE: # of pesticide applications per year replaced by # of CARE Issues per year. Division has a decade of catalogued CARE information which makes it easier to measure customer demand and division response.

CITY OF JACKSONVILLE, FLORIDA

ENVIRONMENTAL & COMPLIANCE

DEPARTMENTAL EXPENDITURES	FY 10 Actual	FY 11 Budget	FY 12 Approved	Dollar Change	Percent Change
011 GENERAL FUND - GSD	18,829,904	17,932,245	16,483,388	-1,448,857	-8.1%
012 MOSQUITO CONTROL - STATE 1	262,738	87,357	289,008	201,651	230.8%
121 AIR POLLUTION TAG FEE	628,039	601,608	621,453	19,845	3.3%
127 AIR POLLUTION EPA	1,087,832	1,247,074	960,667	-286,407	-23.0%
128 AMBIENT AIR MONITORING	72,843	33,605	13,604	-20,001	-59.5%
154 HAZARDOUS WASTE PROGRAM	325,568	468,101	375,570	-92,531	-19.8%
15D ANIMAL CARE & CONTROL	0	0	4,500	4,500	
15G VETERINARY SERVICES	32,625	66,638	66,638	0	0.0%
1H2 ANIMAL CARE & CONTROL PROGRAMS	355,697	561,590	662,026	100,436	17.9%
1HK ENVIRONMENTAL PROTECTION-ALL YEA	0	0	135,975	135,975	
328 2010 AUTHORIZED CAPITAL PROJECTS	5,916,247	0	0	0	
329 2011 AUTHORIZED CAPITAL PROJECTS	0	22,250,000	0	-22,250,000	-100.0%
32A 2012 AUTHORIZED CAPITAL PROJECTS	0	0	34,250,000	34,250,000	
411 PUBLIC PARKING SYSTEM	2,282,383	2,839,321	2,772,260	-67,061	-2.4%
412 PARKING GARAGE REVENUE	591,617	864,720	938,124	73,404	8.5%
431 MOTOR VEHICLE INSPECTION	472,598	527,334	516,535	-10,799	-2.0%
461 STORMWATER SERVICES	183,259	248,654	250,550	1,896	0.8%
TOTAL DEPARTMENTAL EXPENDITURES	31,041,351	47,728,247	58,340,298	10,612,051	22.2%

CITY OF JACKSONVILLE, FLORIDA

DIVISIONAL FUNCTION AND HIGHLIGHTS

ANIMAL CARE AND PROTECTIVE SERVICES

FUNCTION:

Animal Care and Protective Services is responsible for the enforcement of city ordinances under Chapter 462, and state statutes that relate to the care and control of domestic and companion animals. The Division investigates animal cruelty and neglect, picks up stray animals, and addresses community concerns regarding animals. It also houses lost and stray animals, assists citizens with animal-related problems as well as providing educational information about animal care and safety to citizens. The Division provides care and shelter for lost and unwanted animals, and places adoptable animals into new homes both directly through adoption and indirectly by utilizing a network of Pet Placement Partners. The Division provides pet licensing services to verify rabies vaccination and to assist in returning animals to their owners when they are lost. It oversees SPAY-JAX, a spay/neuter program for low income families. Furthermore the division receives funding from the General Fund, Spay & Neuter Rebate Trust Fund, and Veterinary Services Trust Fund.

HIGHLIGHTS:

- Investigate and hold dangerous dog hearings.
- Manage rabies control and bite case program in conjunction with the Health Department.
- Increase the number of live releases by adoptions, rescue and fostering efforts.
- Streamline the licensing process to increase successful "return to owner" outcomes.
- Increase the coordination between ACPS and community groups to enhance services.

MUNICIPAL CODE COMPLIANCE

FUNCTION:

Municipal Code Compliance Division (MCCD) inspects properties to determine existence of JOC Chapter 518 Property Safety/Maintenance and Chapter 656 Zoning codes violations and enforce codes to achieve compliance of observed violations via compliance by owner, contract compliance, *Warning/Paying Citation* process, or Special Magistrate adjudication. Chapter 518 addresses the following public health and safety issues: unsafe structure violations; commercial and residential minimum building standards violations; abandoned/junk vehicle violations, and; environmental nuisance violations. Chapter 656 addresses local zoning code standards. If owners fail to correct violations, the division refers enforcement cases to a Municipal Code Enforcement Special Magistrate for adjudication and subsequent Orders to Correct and/or fines, issues *Paying Citations*, or directs abatement of nuisance or unsafe structure violations by city contractors.

HIGHLIGHTS:

- During FY 2010-2011, MCCD conducted 132,663 inspections city-wide and established 48,199 enforcement cases. Code Compliance field personnel pro-actively cited 30,408 (63%) of enforcement cases during the same period; pro-active enforcement includes citing adjacent violation properties during investigation and conducting numerous neighborhood systematic inspection team projects.
- During FY 2010-2011, due to failure by owners to correct outstanding code violations, MCCD directed: 7,419 nuisance abatement projects; 1021 board-ups of vacant/open structures; 269 demolitions of unsafe structures, and; towing of 1,343 abandoned/junk vehicles.
- Division personnel routinely attend community, neighborhood, and civic association meetings, in addition to all CPAC meetings, some SHADCO meetings, and all Sheriff's Neighborhood Walks.

CITY OF JACKSONVILLE, FLORIDA

ENVIRONMENTAL QUALITY

FUNCTION:

The Environmental Quality Division (EQD) administers and monitors the City of Jacksonville's air and water resources with specific focus on pollution control. Thus, EQD enforces laws related to: air, odors, noise, surface water, groundwater, underground storage tanks, hazardous wastes, and emergency response (hazardous materials). The Environmental Quality Division creates a cleaner, safer environment; thus, improving quality of life and fostering greater potential for economic growth and development with less governmental restrictions on future growth.

HIGHLIGHTS:

- The Air Pollution Control Branch continues to: permit and inspect all major and minor air pollution sources in Duval County; operate and maintain eleven (11) ambient air monitoring sites to ascertain compliance with federally mandated National Ambient Air Quality Standards; and annually respond to over 800 citizen complaints of air pollution and noise pollution.
- The EQD's laboratory provides analytical support for: water pollution's biological sampling in accordance with the Mayor's River Initiative/Accord; water pollution's sampling for compliance with the City's NPDES stormwater permit and Basin Management Action Plan (BMAP) requirements; air pollution's ambient air toxic assessment; and air pollution's ambient air quality monitoring efforts.
- The Emergency Response Activity's staff participated in over 114 hazardous material incidents throughout Duval County annually.
- The Surface Water Pollution Activity staff continue to inspect and monitor the Jacksonville streams and tributaries to maintain compliance with the City's NPDES stormwater permit and BMAP.
- The Groundwater Resources Branch staff permit and monitor well construction and the quality of the Floridan Aquifer (the primary drinking water source in Jacksonville).

MOSQUITO CONTROL

FUNCTION:

The function of Mosquito Control Division is to educate the public, provide response and relief to citizens on mosquito issues and to protect the public health by suppressing mosquitoes capable of transmitting disease.

HIGHLIGHTS:

- West Nile virus surfaced in Duval County in July with human cases confirmed. The Duval County Health Department (DCHD) declared a health alert for the entire county. In FY2011, eighteen human cases were confirmed including two fatalities. Four sentinel West Nile cases were confirmed and a horse case which resulted in the animal's death was confirmed. In addition, one sentinel Eastern Equine Encephalitis case was confirmed. MCD partnered closely with the DCHD and initiated aggressive mosquito control efforts.
- Customer service requests in 2011 totaled 6,916 as compared to 2,948 in the previous year. 632,247 acres were treated by ground and aerial operations in addition to thousands of inspection and service responses.
- Performance targets for mosquito inspections and responses to customer service requests were exceeded during 2011. Customer satisfaction survey results averaged 4.5 (out of 5) for the year.
- The aircraft fleet was reduced 33% during 2011 enabling the termination of a hangar lease at Herlong Airport.
- Overall, MCD trimmed the General Fund budget by 13.6% (\$279,953) for FY12.

CITY OF JACKSONVILLE, FLORIDA

OFFICE OF THE DIRECTOR

FUNCTION:

To serve the citizens of Jacksonville by enhancing the quality of life through administration of regulatory programs to protect our natural environment and safeguard the public health, safety and welfare in a cost effective results-oriented manner. To provide financial and management support to its five divisions: Municipal Code Compliance, Environmental Quality, Mosquito Control, Public Parking and Animal Care and Protective Services.

HIGHLIGHTS:

- Manage the City's Energy Efficiency Community Block Grant (EECBG) program.
- Manage the City's Sustainability effort.
- Manage the Water withdrawal and water quality efforts.
- Manage the Landfill permitting effort.
- Manage the Project New Ground (ash clean-up) program.
- Oversee the City's Clean-it-Up, Green-it-Up program.
- Manage Compliance activities i.e, Municipal Code, Air Quality, Animal Control, Mosquito Control and Public Parking and Enforcement.

PUBLIC PARKING

FUNCTION:

The function of the Public Parking Division is to administer parking services to include: Process parking facility invoices and payments, maintain parker records and facility access cards, assist citizens in answering parking-related questions and setting court dates to dispute citations ; process parking permits, enforce parking regulations; maintain and operate parking facilities; install and maintain parking meters; ensure the security of, and the accurate deposit of, funds collected; administer vehicle for hire and vehicle regulation programs, and to conduct vehicle inspections for school buses, city-owned vehicles, ambulances, other emergency vehicles, and vehicles for hire.

HIGHLIGHTS:

- In FY12, the Division will create a comprehensive plan to address obsolete ordinance language, continue to implement new on-street parking meter technology, research and consider automated parking facility equipment, and continue to successfully implement promotional strategies to encourage the use of City-managed parking facilities which are available to all citizens.

ENVIRONMENTAL & COMPLIANCE CAPITAL PROJECTS

FUNCTION:

Environmental & Compliance Capital Projects reflects funding for ash site and incinerator site rehabilitation. These are funds put forth to correct a situation created nearly 100 years ago when the city burned its solid waste in incinerators. Ash from those incinerators was created and/or deposited at four sites north and west of the downtown area. These funds are used to remove this ash through programs such as Project New Ground.

CITY OF JACKSONVILLE, FLORIDA

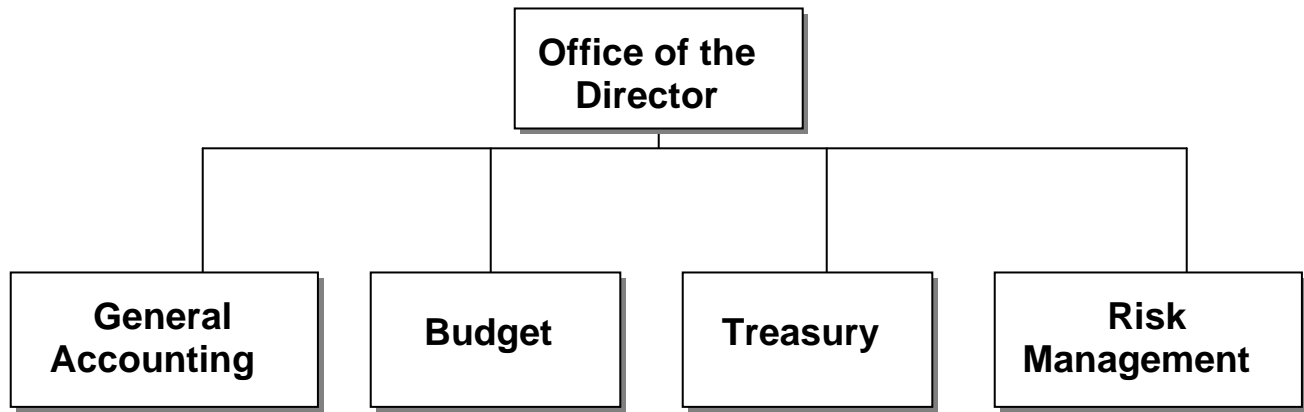
DEPARTMENT OF FINANCE

DEPARTMENT VISION:

The Department will provide services that exceed expectations to all of our customers. It will provide a work environment for all employees of the Department which offers opportunities to contribute, earn rewards and recognition, and to achieve personal and professional growth. The Department will operate with a common purpose, organizational unity, effective communication and a competitive spirit.

DEPARTMENT MISSION:

The Department of Finance will continually provide efficient, effective, innovative services and fiscal expertise with responsibility to all departments and agencies of the Consolidated City of Jacksonville.



CITY OF JACKSONVILLE, FLORIDA

FINANCE

SERVICES/MEASURES	FY 10 Historical	FY 11 Estimated	FY 12 Projected
<u>Division- Accounting</u>			
<i>Inputs</i>			
\$ amount of budget	\$ 4,345,385	\$ 4,017,681	\$ 3,658,525
# of FTE's	49	49	47
<i>Workload/Demand</i>			
# of Checks issued (vendors)	49,997	41,085	40,000
# of Checks Issued (payroll)	23,644	17,712	14,000
# of Direct Deposit payments made (payroll)	219,345	232,318	230,000
# of ACH payments (vendors)	17,509	20,033	21,000
# of departmental personal property capital assets inventory sampl	93	219	200
<i>Efficiency</i>			
% of Payment based on industry standard of 30 day payment from the delivery/invoice date to payment mailed date.	81%	88%	90%
% of Payment from the delivery/invoice date to the submittal to GAD. Goal is processing within 20 days.	76%	85%	90%
% of GAD payment from the submittal to GAD of required information for or the four way matching (PO, Departmental authorization, Budget Capacity, and Invoice from Vendor) to 10 days.	94%	95%	95%
<i>Effectiveness</i>			
Unqualified opinion on audit of the prior fiscal year.	Yes	Yes	Yes
GFOA certificate of Excellence in Financial Reporting for the prior F	Yes	Yes	Yes
Accounting System response on set up of accounts. Two business days to respond and complete routine requests.	100%	100%	100%
Accounting System response on set up of security. One business day to respond and complete routine requests.	99%	100%	95%
% of BJP- GAD on Time Accounts Payable Payments (3 working days)	95%	99%	95%
% of JSEB - GAD On Time Accounts Payable Payments (3 working days)	92%	95%	95%
External Receivables outstanding greater than 120 days	23,578	35,577	40,000
Departmental Payroll Quick Pays by Central Payroll	0.4%	0.4%	0.4%
GAD AP Salary Advance Checks	29	24	25
<u>Division-Budget</u>			
<i>Inputs</i>			
\$ amount of Budget	\$ 1,084,382	\$ 1,116,222	\$ 960,386
# of FTE's	11	11	10
<i>Workload/Demand</i>			
\$ value of budgets analyzed	\$1,775,815,073	\$ 1,848,045,175	\$ 1,969,132,087
# of Budget Transfers	178	120	180
# of Transfer Directives	543	458	529
# of RC's	291	234	400
<i>Effectiveness</i>			
GFOA Distinguished Budget Presentation Award	Yes	Yes	Yes

CITY OF JACKSONVILLE, FLORIDA

FINANCE

SERVICES/MEASURES	FY 10 Historical	FY 11 Estimated	FY 12 Projected
<u>Division-Treasury</u>			
<i>Inputs</i>			
\$ amount of Budget	\$ 1,240,678	\$ 1,168,280	\$ 1,095,752
# of FTE's	10	9	9
<i>Workload/Demand</i>			
# of deposit items carried as reconciling items on end of month bank reconciliation that occurred more than 5 days prior to month end	5	5	5
% of weekly cash flow forecasts prepared using standard cash availability methodology	80%	90%	95%
Annual review of Investment Policy Statement	1	1	1
% of monthly and quarterly investment reports released within 20 days of month/quarter end	100%	100%	100%
% of correctly calculated and posted investment earnings entries prior to month end close utilizing average daily cash balance	100%	100%	100%
% of interim monthly Pension financial statements provided to Pension Board with 20 days of month end	100%	100%	100%
Annual Review of Debt Management Policy Statement	1	1	1
Update of Annual Debt Affordability Study	1	1	1
<i>Efficiency</i>			
% of Pensioner participation in direct deposit	97%	98%	98%
% of bank reconciliations prepared and reviewed within 20 days of month end	100%	100%	100%
% of remittance advices successfully delivered electronically on the next business day to vendors participating in ACH payment program who have requested notification	90%	100%	100%
% of collection locations receiving payment via each of the following electronic media:			
Credit Cards	50%	50%	50%
Debit Cards	50%	50%	50%
E-checks	50%	50%	50%
<u>Division-Risk Management</u>			
<i>Workload/Demand</i>			
<i>Input</i>			
\$ Amount of Budget	\$ 42,499,328	\$ 40,547,518	\$ 38,314,852
# of FTE's	22	22	22
<i>Workload/Demand</i>			
# of new public liability claims	2,142	1,948	1925
Program claim recoveries - public liability and workers' compensation	\$ 1,743,177	\$ 1,907,460	\$ 1,700,000
# of new workers' compensation claims	1,763	1,676	1800
Closing Ratio - workers' compensation claims	105%	100%	101%
State experience modification rate	86.00%	90.00%	69.00%
Safety training / loss prevention scheduled meetings	139	122	145
<i>Efficiency</i>			
Same day contact - public liability claims	73.00%	76.00%	78
Closing Ratio - public liability claims	108%	112%	100%
Avg. days pending to close for public liability claims	78.0	72.3	90

CITY OF JACKSONVILLE, FLORIDA

FINANCE

DEPARTMENTAL EXPENDITURES	FY 10 Actual	FY 11 Budget	FY 12 Approved	Dollar Change	Percent Change
011 GENERAL FUND - GSD	8,368,967	6,921,766	6,274,735	-647,031	-9.3%
561 SELF INSURANCE	25,793,108	30,541,745	28,580,710	-1,961,035	-6.4%
581 INSURED PROGRAMS	8,006,066	8,867,920	8,667,111	-200,809	-2.3%
592 BANKING FUND	35,262,053	86,312,512	78,883,960	-7,428,552	-8.6%
611 GENERAL EMPLOYEES PENSION	916,856	10,834,411	10,464,541	-369,870	-3.4%
613 CORRECTIONAL OFFICERS PENSION	560,000	560,000	618,750	58,750	10.5%
614 DISABILITY PENSION TRUST	0	0	20,300	20,300	
TOTAL DEPARTMENTAL EXPENDITURES	78,907,050	144,038,354	133,510,107	-10,528,247	-7.3%

CITY OF JACKSONVILLE, FLORIDA

DIVISIONAL FUNCTION AND HIGHLIGHTS

GENERAL ACCOUNTING

FUNCTION:

Provides quality accounting services and financial reports to other City departments, regulating agencies and citizens, in compliance with generally accepted accounting principles (GAAP) and City, State and Federal Laws.

HIGHLIGHTS:

- Coordinate the annual financial audit and single audit for Federal and State grants awarded to the City. Goal is to receive an unqualified opinion on both audits.
- The Accounting Division will apply for the Government Finance Officers Association (GFOA) award for Excellence in Financial Reporting.
- Provide accounting and reporting support for the new stimulus grants awarded under the American Recovery and Reinvestment Act (ARRA).

BUDGET

FUNCTION:

The Budget Office provides support services to general government departments in the development and execution of the Annual Budget, facilitates the implementation of administrative policy, and assists in continuously improving productivity and effectiveness.

HIGHLIGHTS:

- Will hire a Budget Officer.
- The Budget Office will apply for the Government Finance Officers Association (GFOA) Distinguished Budget Presentation Award.
- In the reorganization, we will add a compliance function.

GENERAL EMPLOYEES PENSION TRUST

FUNCTION:

To administer the Pension Plans to insure retiree benefits are paid and to provide our constituents with a high degree of customer service by responding to customer inquiries in a timely, accurate, and professional manner. Assets will be managed to insure a reasonable growth rate is achieved with a prudent amount of risk, and consistent with the guidelines established within the Investment Policy Statement developed by the Plan Trustees.

HIGHLIGHTS:

- Produce and distribute Summary Plan Description documents for the General Employees and Corrections Officers Pension Plan as directed by Code.
- Perform bi-annual election process for Pension Advisory Committee as directed by Code. Update Board of Trustees Rules and Regulations for plan administrator.

CITY OF JACKSONVILLE, FLORIDA

OFFICE OF THE DIRECTOR

FUNCTION:

The Director's Office provides the financial, managerial and administrative support to its divisions to meet specific divisional goals as well as collective department goals.

HIGHLIGHTS:

- New hires in the following areas:
 - A. Comptroller
 - B. Treasurer
 - C. Risk Management
 - D. Budget Director

RISK MANAGEMENT

FUNCTION:

The Risk Management Division provides risk mitigation to the operating departments so that they can meet their mission and goals statements to the public, by providing cost efficient administration of their programs. The Miscellaneous Insurance Program provides various insurance coverages for the City of Jacksonville and the Self-Insurance Program provides the following coverages for the City: Worker's Compensation, General Liability, and Loss Prevention & Safety Training. The Division also serves as an adviser to the local government on insurance related matters.

HIGHLIGHTS:

- Complete the conversion of the medical billing documents now maintain on the vendor server to the CS STARS Enterprise platform by June, 2012. Also, implement weekly medical billing documents interface downloads to the Enterprise platform.
- Implement the ISO module of the CS STARS Enterprise platform by June, 2012. This will allow the ability to utilize the full functionality of the ISO insurance reporting data base.
- Implement the Benchmarking module by September 30, 2012. This will allow the ability to measure the performance of the City's' claims handling to like kind peer groups.
- Migrate to the CS STARS Enterprise software claim processing platform from the CS STARS PE10.0 software claim processing platform by February, 2012. Expected outcomes of the new platform are to bring new functionality to improve the efficiency, effectiveness and capabilities in the claims handling process.
- Enhance the safety incident reporting system by September 30, 2012 by providing the capability to produce monthly, quarterly, and annual reports for the purposes of enhancing data tracking, analysis, and report generation for risk management loss prevention strategies.
- Implement the multi-value import tool by September 30, 2012 to provide the ability to update the underwriting property schedules in CS STARS from excel work papers.
- By March 31, 2012, the Risk Management Division will report General Liability claims to Medicare pursuant to the Medicare Secondary Payer Mandatory Reporting Act of 2007.

CITY OF JACKSONVILLE, FLORIDA

TREASURY

FUNCTION:

To measure and record cash, investment and debt activities for the City of Jacksonville. This division also administers the budget for the City's Banking Fund. The Banking Fund is a centralized source of financing for capital items and will save the City considerable amounts of interest expense based on the premise that the City can borrow money at a lesser rate than most installment or lease purchase agreements.

HIGHLIGHTS:

- Enhance e-commerce by expanding utilization of electronic receipts and disbursements.
- Expanding Banking Fund utilization for internal lending, providing savings over external borrowing for capital items.

CITY OF JACKSONVILLE, FLORIDA

FIRE AND RESCUE

DEPARTMENT VISION:

To move into the next century providing the finest in fire and EMS services by operating from modern facilities, utilizing the most effective vehicles, tools and equipment, providing our highly trained firefighters with state-of-the-art gear/clothing, and creating a work environment conducive to the highest standards of morale, safety, and professionalism.

DEPARTMENT MISSION:

To preserve, protect the lives, property and environment of our community.



CITY OF JACKSONVILLE, FLORIDA

FIRE AND RESCUE

SERVICES/MEASURES	FY 10 Historical	FY 11 Estimated	FY 12 Projected
<u>Division - Operations</u>			
<i>Inputs</i>			
\$ amount of Budget	\$ 112,922,647	\$ 112,474,897	\$ 111,493,516
# of FTE's	968	971	964
<i>Workload/Demand</i>			
# of suppression calls	22,500	22,814	24,250
<i>Efficiency</i>			
\$ average per call	\$472.30	\$477.60	\$477.60
<u>Division - Rescue</u>			
<i>Inputs</i>			
\$ amount of Budget	\$ 38,292,211	\$ 39,196,732	\$ 39,006,505
# of FTE's	272	271	267
<i>Workload/Demand</i>			
# of EMS transport calls	55,400	61,030	59,748
<i>Efficiency</i>			
\$ average per transport call	\$ 500.02	\$ 642.25	\$ 652.85
<u>Division- Prevention/Plans Review</u>			
<i>Inputs</i>			
\$ amount of Budget	\$ 3,195,347	\$ 3,006,189	\$ 3,216,133
# of FTE's	26	26	25
<i>Workload/Demand</i>			
# of Building Inspections Conducted	7,450	9,486	6,143
# of Fire Investigations Performed	379	402	400
# of Public Education Presentations	680	370	770
# of Smoke Detectors Installed	525	597	544
# of Building Plans Reviewed	3,900	4,086	3,798
<i>Efficiency</i>			
\$ average per call	\$ 247.05	201.20	275.94
90th Percentile Response Times by District			
North	8:25	8:29	8:23
North West	6:26	6:29	6:26
South West	7:08	7:22	7:08
Arlington	7:11	7:23	7:11
South East	7:18	7:27	7:18
Urban Core	4:22	4:26	4:22
City Wide Response Times	6:48	7:15	7:00

CITY OF JACKSONVILLE, FLORIDA

FIRE AND RESCUE

DEPARTMENTAL EXPENDITURES	FY 10 Actual	FY 11 Budget	FY 12 Approved	Dollar Change	Percent Change
011 GENERAL FUND - GSD	164,431,612	163,801,008	160,842,607	-2,958,401	-1.8%
159 BUILDING INSPECTION	358,329	403,367	412,029	8,662	2.1%
327 AUTHORIZED CAPITAL PROJECTS	1,784	0	0	0	
329 2011 AUTHORIZED CAPITAL PROJECTS	0	781,770	0	-781,770	-100.0%
445 SOLID WASTE FACILITIES MITIGATION	53,975	0	0	0	
TOTAL DEPARTMENTAL EXPENDITURES	164,845,700	164,986,145	161,254,636	-3,731,509	-2.3%

CITY OF JACKSONVILLE, FLORIDA

DIVISIONAL FUNCTION AND HIGHLIGHTS

ADMINISTRATIVE SERVICES

FUNCTION:

The Administrative Services Division is responsible for maintaining facilities by performing needed station maintenance and repairs. The division assists in the location of new fire stations in high volume areas or where station conditions do not meet standards. This division also tracks services and performance of fleet vehicles as well as repairing fire and rescue equipment. The division writes and tracks bids, assists in the awards and the procurement of supplies and services for the Fire and Rescue Department.

HIGHLIGHTS:

- Construction of 2 new fire stations still underway 40 & 26
- Renovation of station 2 underway
- Construction of a 181 foot dock behind new fire station 40.
- Solar-water heater project at 37 stations to increase efficiency and decrease utility cost
- Replacing 38 bay door operators to decrease maintenance costs on doors
- Installing diesel exhaust fume removal systems in 24 fire stations to meet NFPA requirements
- Implement the MAXIMO inventory program to evaluate and monitor inventory and reduce associated cost of on-hand inventory
- Purchasing 25 new vehicles to decrease fleet maintenance repair costs due to the age of current units
- Seek thermal control units to regulate facilities and decrease utility costs

DIRECTOR – FIRE ADMINISTRATION

FUNCTION:

The Office of the Director provides leadership and management support to all of the Divisions within the Fire and Rescue Department. It includes human resources, recruiting, payroll, general administrative, budgeting and planning functions. It also provides support in the areas of media relations, health and wellness, logistics, technological advancement and quality control.

HIGHLIGHTS:

- JFRD has created seven Strategic Initiatives which are in various stages of implementation focused on enhancing emergency response and customer service to the citizens.
- Monthly District and Battalion Chief's meeting were re-instituted in an effort to keep the lines of communications open on administrative and operational issues involving the department.
- As of April 18th 2011, the Director has visited 37 out of 54 fire stations since his appointment, for the purpose of communicating with employees face-to-face and getting their input. Visits with all Lieutenants shifts will be completed in FY 2012.
- Implement Leadership Development Program for all JFRD members.
- Legislation will be submitted to implement the Professional Growth and Development Plan for Appointed Officials.
- The Department continues to focus on systems development projects to increase efficiency.
- JFRD Managers will look for opportunities to privatize business processes.

CITY OF JACKSONVILLE, FLORIDA

EMERGENCY PREPAREDNESS

FUNCTION:

The Emergency Preparedness Division administers a full range of emergency management issues for all hazards faced by our community. This includes tasks and functions within disaster mitigation, preparedness, response and recovery. The Division also oversees the Duval County Emergency Operations Center. However, since the Dept of Homeland Security designated Jacksonville a high-risk urban area under the Urban Area Security Initiative (UASI) program, the Division continues to be responsible for managing and coordinating homeland security preparedness programs for a 13-county area. With a myriad of rules and regulations from both the federal and state side governing the program, the Division plays a major role in coordinating urban area preparedness to terrorism and catastrophic events.

HIGHLIGHTS:

- Develop and institutionalize the National Incident Management System (NIMS)
- Create and fully build out plans for all aspects of emergency response and recovery
- Enhance the disaster mitigation, preparedness, response and recovery capabilities of the City of Jacksonville
- Optimize EOC readiness
- Enhance community awareness of emergency Management functions
- Develop and Enhance the Duval County Homeland Security terrorism response
- Develop and Enhance the health and medical emergency Management functions
- Aggressively pursue, acquire and maintain as required all grant funds as they relate to emergency Management within framework of the City of Jacksonville ordinances and grant guidelines
- Develop a resource Management System to order and manage resources during emergencies in Duval County.
- Develop and maintain local and state incident management teams

FIRE OPERATIONS

FUNCTION:

Fire Operations is responsible for minimizing the loss of life and property resulting from fires and other disasters through fire suppression.

HIGHLIGHTS:

- The division currently has 34 Advanced Life Support units which can provide the same life saving measures as a rescue unit with the exception of transport. The division would like to add 3 additional ALS units in the near future.
- The Fire and Rescue Communications Center is continuing to install and test the new Computer Aided Dispatch system. The CAD system is the tool used by dispatchers to dispatch the appropriate units to calls as they are received in the most expedient manner possible.
- The division is adding additional portable radios for each seated position on fire apparatus as a firefighter safety measure. These units were purchased through the Assistance to Firefighters grant.

CITY OF JACKSONVILLE, FLORIDA

FIRE PREVENTION

FUNCTION:

The Fire Prevention Division performs fire and life safety building inspections; reviews new construction plans for fire code compliance, conducts fire and life safety public education programs and investigates fires for origin and cause determination.

HIGHLIGHTS:

- Delivery of iPad mobile devices for use in conducting Fire Inspections.
- Will host annual Fire Prevention Week activities with over 3000 participants expected.
- New Neighborhood Canvassing Safety Program announced as part of Fire Prevention Week activities.
- New RFP released to vendor for new fire inspection program for better tracking, inventories and documentation. The new system will decrease the number of billing errors due to improper software and address discrepancies between City's FAMIS System and Fire Inspection Program.
- New civilian job specification complete for the hiring of civilian personnel.
- Will conduct an estimated 10,000 life safety inspections.
- Will conduct an estimated 250 public life safety educational programs.
- Will review an estimated 4000 new construction plans.
- Will respond to an estimate 400 fire investigation calls.
- Will respond to an estimated 50 hazardous material incidents.
- Will install an estimate 450 smoke detectors.

FIRE TRAINING

FUNCTION:

The Jacksonville Fire and Rescue Training Division provides state of the art training, education and certification to all personnel necessary to ensure the Fire and Rescue Department remains competent, efficient and effective in providing the citizens and visitors of Duval county with cutting edge fire and rescue services.

HIGHLIGHTS:

- The Training Academy will focus on promoting company based drills for the entire department emphasizing fire suppression activities and communications. The company based drills will be facilitated through the training division with District Chiefs taking the lead role in instruction and evaluation. These classes are intended to meet all ISO recommendations for company based training.
- Emergency Medical Services classes will continue to be taught on a regular schedule incorporating all newly certified paramedics into advanced EMS classes. These classes include Pediatric Advanced Life Support, Advanced Airway, Advanced Coronary Care and Mass Casualty Incident Training.
- The Training Division will be responsible for ensuring all EMT and Paramedic's receive instruction in the new updates from the American Heart Association.
- The Training Division will utilize the two new Emergency Vehicle Driving Simulators for advanced EVOC and collision avoidance training.
- The Professional Growth and Development Plan (PGDP) continues to promote higher trained and qualified personnel on the JFRD. Since the inception of the PGDP, employees have completed classes in Pump Operations, Aerial Operations, Emergency Vehicle Operations, Company Officer Development Program, Critical Incident Stress Management, Mass Casualty Incidents, and Incident Command. The training academy will continue to provide these high quality courses to every member of the JFRD as needed through promotions and attrition.

CITY OF JACKSONVILLE, FLORIDA

JFRD – CAPITAL PROJECTS

FUNCTION:

This division is used during the budget process to show the approved capital funding, either banking fund or pay-as-you-go, for CIP projects associated with the Fire and Rescue Department.

HIGHLIGHTS:

- There was no new capital funding approved in the FY12 budget.

RESCUE

FUNCTION:

To deliver the highest quality pre-hospital medical care and to minimize loss of life, and property through the suppression of fire and containment of hazardous materials incidents. To process calls for emergency assistance in a quick and effective manner as to reduce the response time to the citizens of Jacksonville.

HIGHLIGHTS:

- There was no new capital funding approved in the FY12 budget.
- Bi-annual update of the Emergency Medical Services Operating Guideline #430
- Rescue Captain examination given and certified
- Exemplary rating on State Bureau of EMS regulatory inspection
- Added Continuous Positive Airway Pressure (CPAP) capabilities to the rescues
- Added a Paramedic Engineer Task Book for all newly promoted engineers in rescue

CITY OF JACKSONVILLE, FLORIDA

GENERAL COUNSEL

DEPARTMENT VISION:

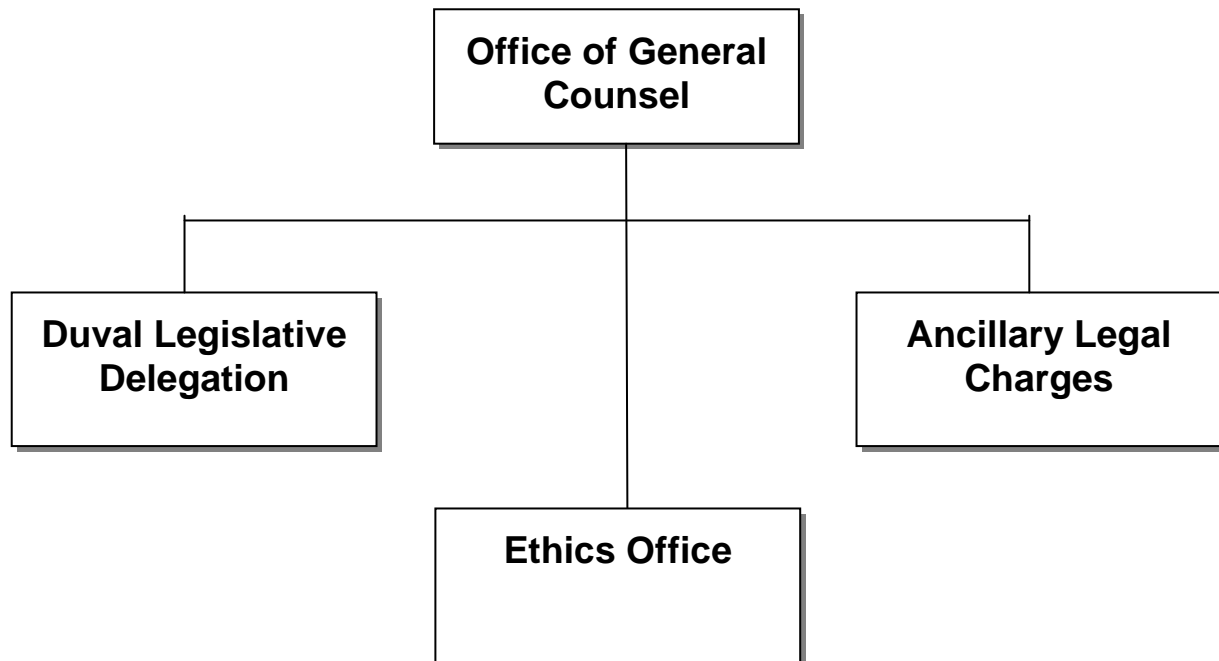
To be open and accessible to our clients, the Consolidated City of Jacksonville, its Constitutional Officers, the Duval County School Board, and the independent agencies (our "Clients") and ensure that they have the legal services necessary to perform their missions and goals.

Accomplishment of this vision will be assisted by the following:

- Hiring and retaining exceptional legal talent and support services.
- Maintaining good communication with our Clients to ensure that they have the latest information necessary from the Office of General Counsel to further their respective goals and avoid expensive legal disputes.
- Working with the consolidated government to heighten efficiency and lower costs within the Office of General Counsel.
- Approaching each expenditure as if the money were our own.

DEPARTMENT MISSION:

To provide the highest quality legal services to the City of Jacksonville and its Independent Agencies.



CITY OF JACKSONVILLE, FLORIDA

GENERAL COUNSEL

DEPARTMENTAL EXPENDITURES	FY 10 Actual	FY 11 Budget	FY 12 Approved	Dollar Change	Percent Change
011 GENERAL FUND - GSD	720,003	308,651	370,017	61,366	19.9%
551 OFFICE OF GENERAL COUNSEL	9,708,357	9,198,503	9,038,423	-160,080	-1.7%
TOTAL DEPARTMENTAL EXPENDITURES	10,428,360	9,507,154	9,408,440	-98,714	-1.0%

CITY OF JACKSONVILLE, FLORIDA

DIVISIONAL FUNCTION AND HIGHLIGHTS

ANCILLARY LEGAL CHARGES

FUNCTION:

Ancillary legal charges are the external professional fees and costs incurred in litigation and transactional representation including but not limited to: court reporters, experts, special counsel, witness fees, deposition fees and other costs associated with providing legal representation.

From its inception, the Ancillary Legal Charges account provided a clearing house for the payment of litigation and professional services to the Consolidated Government.

All charges are scrutinized and approved, and all services are monitored and overseen by the Office of General Counsel.

HIGHLIGHTS:

- Provide adequate and timely resources necessary to properly protect the consolidated government's assets and legal interests, and to defend the policies and actions of the City, constitutional officers and independent authorities.

ETHICS OFFICE

FUNCTION:

The Ethics Office and the Ethics Officer have been established pursuant to Chapter 602 of the Ordinance Code, and by Executive Order of the Mayor.

The purposes of the Ethics Office and Ethics Officer are to ensure compliance with the many rules and regulations established by state and local law; and to expand training to and awareness of City employees as to their need to make legal, enlightened, and morally responsible choices in their relationships with others, their public/private interactions.

The Ethics Office and the Ethics Officer work in coordination with the Ethics Commission, the Office of General Counsel, Departmental Ethics Officers, and the leadership of the various branches and agencies of government, to assure more transparency and trust in government, and to encourage ethical and responsible decision making. The Ethics Office and the Ethics Officer monitor a City-wide hotline to help identify, address, root out, or explain behavior that raises appearances of impropriety in government.

The Ethics Office and the Ethics Officer are administratively housed in the Office of General Counsel for fiscal management purposes.

HIGHLIGHTS:

- Training efforts are now highly specialized with an emphasis on risk avoidance and training on use of the Hotline by employees.
- There is increased work with the Office of General Counsel to build in an ethics analysis to legal inquiries.

CITY OF JACKSONVILLE, FLORIDA

Office of General Counsel

FUNCTION:

The Office of General Counsel provides legal services to all Departments, Agencies, Independent Authorities and elected officials of the City of Jacksonville, including document drafting and review, advice, counsel and advocacy as well as the prosecution and defense of claims or positions.

The operations of the Office of General Counsel and the services it provides are divided into the following specialty areas: Government Operations and Commercial Law, Real Estate and Procurement Law, Land Use and Environmental Law, Legislative Affairs, General Litigation, and Tort Litigation.

HIGHLIGHTS:

- Continue the focus on providing front-end participation in City negotiations and initiatives for the purpose of avoiding and limiting legal exposure and multi-million dollar liability.
- Address the growing needs for legal services of the independent agencies and constitutional officers.
- Continue to provide quality cost effective representation to the consolidated government in a variety of legal disciplines in order to best protect its legal and fiscal interests

DUVAL LEGISLATIVE DELEGATION

FUNCTION:

The Duval Legislative Delegation Office is a support office for those State Senators and Representatives serving Duval County. The Office provides services to all departments, agencies, independent agencies and elected officials of the City of Jacksonville, citizens and state legislators, including document drafting and review, coordinating and scheduling of events, planning of school field trips, tracking of legislation, support staff to the Ethics Commission, processing of all local bills and tracking them through the legislative process and participation at various functions. The Office serves as an effective liaison between the citizens and government of the City of Jacksonville and Duval County's elected state officials.

HIGHLIGHTS:

- Assist the Charter Revision Commission in its recommendation process.
- Continued enhancement of the Duval Delegation's website and public informational processes so as to provide local community access to the legislative process.

CITY OF JACKSONVILLE, FLORIDA

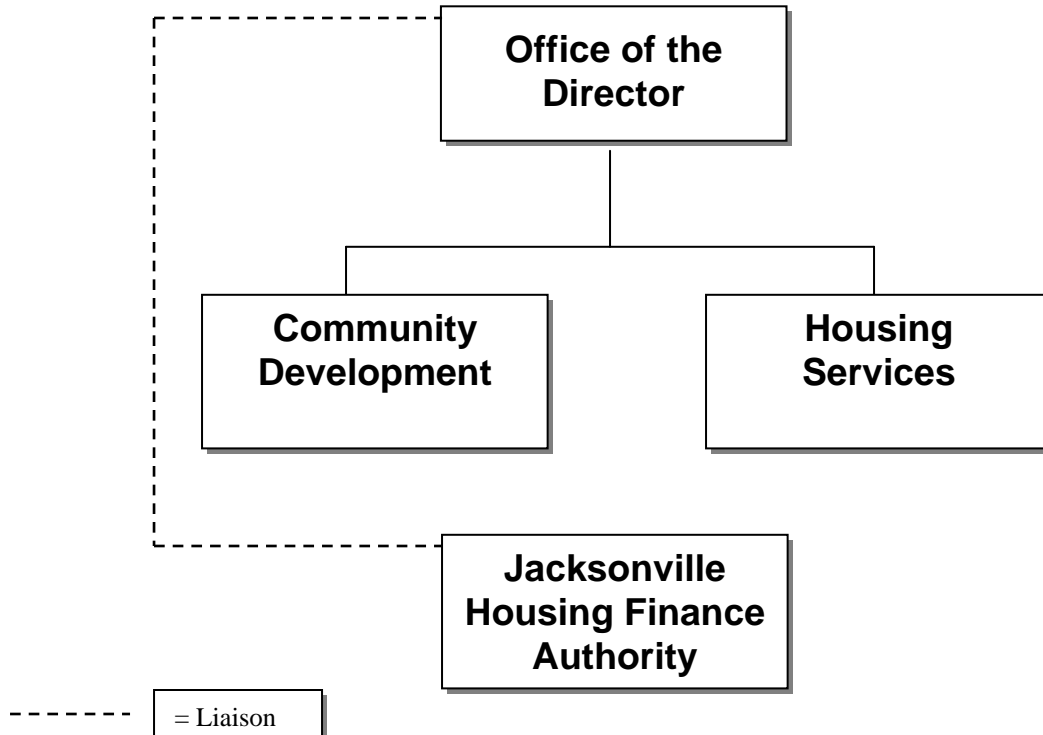
HOUSING

DEPARTMENT VISION:

The Housing Department helps ensure affordable housing fairly and equitably for people who require it. It also fosters community development and resident involvement in neighborhoods and administers the Northwest Jacksonville Economic Development Fund (NWJEDF).

DEPARTMENT MISSION:

Through coordinated outreach efforts, the department opens lines of communication between government and Jacksonville's many diverse neighborhoods. Our staff members assist neighborhoods in reaching common goals and identifying and meeting individual needs through empowerment training, legislation, enforcement, direct services, information and two-way communications and through citywide activities which bring our citizens together.



CITY OF JACKSONVILLE, FLORIDA

HOUSING

SERVICES/MEASURES	FY 10 Historical	FY 11 Estimated	FY 12 Projected
Inputs			
\$ amount of budget	\$ 13,973,261	\$ 13,546,391	\$ 12,806,373
# FTE	38	33	33
Workload/Demand			
# of persons receiving down payment assistance	142	151	128
# of persons assisted through first-time mortgage program	92	112	**
# of real estate parcels conveyed dedicated to new housing	5	-	**
# of Community Housing Development Organizations assisted	6	7	5
# of not-for-profit & for-profit building developers other than CHDOs assisted with homeownership	2	6	7
# of not-for-profit & for-profit building developers assisted with rental projects	12	**	5
# of households receiving rehabilitation assistance	40	68	75
# of referrals made to prevent foreclosures	41	75	75**
# of small business applications received for the NW Economic	6	5	6
# of environmental hazard sites remediated	1	*	*
# of sites identified for remediation	3	*	*
# of failing septic systems repaired	12	16	16
	103	55	55
# of septic systems abandoned and homes connected to city sewer			
# of persons receiving emergency assistance	1,693	1,702	2,100
# of persons assisted through HOPWA program	1,471	2,022	1,883
# of preventative crime programs established	10	-	1
# of persons assisted through crime prevention programs	500	500	500
# of units monitored for long term affordability	2,402	2,402	2,552
Efficiency			
% of SHIP funds available for down payment assistance spent	63%	23%	0%
% of HOME funds available for down payment assistance spent	37%	77%	100%
% of JHFA single-family mortgage revenue bonds spent	100%	70%	**
% HOME funds spent on Community Housing Development Organizations	15%	20%	20%
% of SHIP funds spent on rehabilitation assistance	0%	19%	62%
% of CDBG funds spent on rehabilitation assistance	30%	18%	16%
% of funds spent on rental unit housing	0%	3%	11%
Total \$ spent on public facility improvements	\$ 1,696,313	\$ 2,831,927	\$ 1,311,345
Total \$ spent on physical infrastructure projects	\$ 12,564	n/a	n/a
Total \$ spent on public service activities	\$ 1,203,019	\$ 975,941	\$ 927,173
% of Town Center projects completed through Phase 2	19%	85%	90%
Total \$ spent on Town Centers	\$ 1,294,637	\$ 12,760,528	\$ 13,000,000
% of small business approved for NW Econ. Dev. Fund	50%	40%	66%
% of active internal file audits	50%	50%	50%
% of reduction in journal entries	45%	10%	10%
# of total units produced by Community Housing Development Organizations	18	27	20
# of total homeownership units produced by for-profit & not-for-profit building developers other than CHDOs	40	10	18**

CITY OF JACKSONVILLE, FLORIDA

HOUSING

SERVICES/MEASURES	FY 10 Historical	FY 11 Estimated	FY 12 Projected
# of total rental units produced by for-profit & not-for-profit building developers	405	27	371
# of park and neighborhood center projects completed	1	***	***
# of Town Centers completed through Phase 2	1	16	17

* - This activity is performed by Environmental Compliance.

** - This activity is contingent upon future funding

*** - This activity is performed by Recreation and Community Services

CITY OF JACKSONVILLE, FLORIDA

HOUSING

DEPARTMENTAL EXPENDITURES	FY 10 Actual	FY 11 Budget	FY 12 Approved	Dollar Change	Percent Change
011 GENERAL FUND - GSD	0	0	260,763	260,763	
019 PUBLIC SAFETY INITIATIVE	689,120	500,000	493,980	-6,020	-1.2%
1A1 COMMUNITY DEVELOPMENT	7,291,420	350,357	75,000	-275,357	-78.6%
TOTAL DEPARTMENTAL EXPENDITURES	7,980,540	850,357	829,743	-20,614	-2.4%

CITY OF JACKSONVILLE, FLORIDA

DIVISIONAL FUNCTION AND HIGHLIGHTS

COMMUNITY DEVELOPMENT

FUNCTION:

The Community Development Division supports neighborhood development in the city and assists with a variety of structural and organizational improvements. The division rehabilitates and redevelops slums and blighted areas, fosters town center initiatives and is responsible for relocating people displaced by these activities. The division also coordinates activities with six Citizen's Planning Advisory Committee (CPACs). The division administers the Community Development Block Grant (CDBG) program awarded annually to the City of Jacksonville through the U.S. Department of Housing and Urban Development (HUD). CDBG program funds are sub-granted annually to public and private non-profit agencies that are responsible for developing and implementing programs that principally benefit low and moderate-income citizens or aid in the prevention or elimination of slums and blight. Awards are made to projects that best meet program eligibility requirements and address prioritized needs.

HIGHLIGHTS:

- In the 37th CDBG year (October 1, 2011 through September 30, 2012) the City of Jacksonville expects to receive \$6,106,284 from the U.S. Department of Housing and Urban Development (HUD) which will be used for eligible community development activities throughout Duval County. Of that, we estimate \$5,833,284 (95.52%) of CDBG funds will be used for activities that benefit persons of low and moderate income as indicated in Section III Fiscal Year 2011-2012 Proposed Projects of the City's Consolidated Plan.

HOUSING SERVICES

FUNCTION:

The Housing Services Division administers and operates Jacksonville's affordable housing programs. The division is designated as the official housing agency for the city for affordable housing and all other similar matters except those for which the Jacksonville Housing Authority is responsible. An 11-member Housing Commission advises, oversees and provides guidance to the division.

HIGHLIGHTS:

- HOME Investment Partnership Program - The City of Jacksonville will utilize \$2,294,292 in HOME funds received from HUD in the furtherance of increasing the availability of decent, safe and affordable housing for individuals below 80% of the area median income.
- Housing Opportunities for Persons with AIDS (HOPWA) Program - The City of Jacksonville will receive \$2,815,995 from HUD, which will be used by non-profit agencies, along with \$44,710 in reprogrammed funds, to carry out activities that address the priority needs and community identified objectives associated with housing persons with HIV/AIDS. The geographic area of the Jacksonville Eligible Metropolitan Area (EMA) is comprised of Duval, Clay, Nassau, St. Johns and Baker Counties.
- Emergency Shelter Grant (ESG) Program - The City of Jacksonville expects to receive \$296,622 from HUD, of which \$246,622 will be dedicated to assist with the operating costs and support services provided by the I.M. Sulzbacher Center for the Homeless. Additionally, \$50,000 will provide short-term rent, mortgage and utility assistance to 100 persons to be administered by Catholic Charities Bureau.

CITY OF JACKSONVILLE, FLORIDA

- The Neighborhood Stabilization Program (NSP) is a federally-funded program designed to address the problem with rising foreclosures in the Jacksonville community. The City of Jacksonville received \$26.2 million dollars as a grant through HUD under Division B, Title III of the Housing and Economic Recovery Act (HERA) of 2008, which provides grants to all states and selected local governments on a formula basis. The City is targeting foreclosed and abandoned properties in zip codes 32206, 32208, 32209, 32244 and 32254 based on a review of greatest needs.
- The Neighborhood Stabilization Program (NSP3) is a federally-funded program designed to address the problem with rising foreclosures in the Jacksonville community. The City of Jacksonville received \$7.1 million dollars as a grant under the Dodd-Frank Wall Street Reform and Consumer Protection Act of 2010. The City is targeting foreclosed and abandoned properties located within the Eastside-Springfield area.

CITY OF JACKSONVILLE, FLORIDA

JACKSONVILLE HUMAN RIGHTS COMMISSION

DEPARTMENT VISION:

To change the ethos of Jacksonville and to create an environment where harmony, unity and equality abounds.

DEPARTMENT MISSION:

To promote and encourage fair treatment and equal opportunity for all persons regardless of race, color, religion, sex, national origin, age, disability, marital or familial status; to promote mutual understanding and respect among members of all economic, social, racial, religious and ethnic groups; and to eliminate discrimination against and antagonism between religious, racial and ethnic groups and their members.

CITY OF JACKSONVILLE, FLORIDA

JACKSONVILLE HUMAN RIGHT'S COMMISSION

SERVICES/MEASURES	FY 10 Historical	FY11 Estimated	FY 12 Projected
Inputs			
\$ amount of budget	\$ 1,230,630	\$ 982,048	\$ 901,518
#FTE	17	17	12
Workload/Demand:			
# of investigative inquiries. (Telephonic)	2,257	1,500	1,500
# of investigative inquiries. (Electronic-Walkin-Questionnaires)	684	650-700	550-650
# of employment charges accepted.	259	300	250
# of employment charges resolved.	170	180	158
# of housing/public accommodations complaints accepted.	43	40	40
# of housing/public accommodations complaints resolved.	42	24	35
# of participants completing study circles.	120	325	250
# of participants attending dialogue sessions on race/ethnic relations.	735	500	500
# of participants reached through educational outreach activities	2,371	1,732	1,700
Effectiveness:			
% of employment charges resolved within 180 days.	31.8%	35.0%	30.0%
% of housing/public accommodations complaints resolved within 100 days.	42.90%	45.00%	45.00%
Customer satisfaction scores for employment charges	4.29	4.56	3.50
Customer satisfaction scores for housing/public accommodations complaints	3.80	5.00	4.00
% of participants who have a new awareness as a result of participating in dialogue sessions.	85	85	85
EO/EA Division:			
# of EO/EA Consultations.	42	40-45	40-47
#of EO/EA Investigations accepted.	18	20	15
# of EO/EA complaints resolved.	14	15	10
Avg. days of EO/EA resolved complaints.	73.0	60-75	75-90
# of EO/EA training courses conducted.	42	35	20-30
# of city employees trained.	1,208	800	600
Customer Satisfaction score for EO/EA training.	4.76	4.80	4.60

CITY OF JACKSONVILLE, FLORIDA

HUMAN RIGHTS COMMISSION

DEPARTMENTAL EXPENDITURES	FY 10 Actual	FY 11 Budget	FY 12 Approved	Dollar Change	Percent Change
011 GENERAL FUND - GSD	1,230,630	982,048	901,518	-80,530	-8.2%
TOTAL DEPARTMENTAL EXPENDITURES	1,230,630	982,048	901,518	-80,530	-8.2%

CITY OF JACKSONVILLE, FLORIDA

DIVISIONAL FUNCTION SAND HIGHLIGHTS

JACKSONVILLE HUMAN RIGHTS COMMISSION

FUNCTION:

To promote and encourage fair treatment and equal opportunity for all persons, promote mutual understanding and respect among all groups, and endeavor to eliminate discrimination. The Jacksonville Human Rights Commission (JHRC) has the authority to conduct investigations and enforce complaints of discriminatory practices in employment and housing. To implement the policies outlined in the Equal Opportunity/Equal Access (EO/EA) program for the City and to provide positive steps to correct or eliminate the vestiges of past discriminatory practices that may have effectively denied full and equal participation by under represented groups in the City's workforce. The EO/EA Division has the responsibility for resolving internal employee complaints of noncompliance of the equal opportunity employment laws.

HIGHLIGHTS:

- The Jacksonville Human Rights Commission has experienced a 5% year-over-year increase in the number of inquiries received and the number of actual complaints filed. The increased workload coupled with a decrease in staffing levels is beginning to adversely impact service levels. The Commission is taking steps to improve its service levels by using trained volunteer mediators and law students. Additionally, the JHRC continues to partner with local employers to make a business case for diversity and to address barriers to employment opportunities. The JHRC is also reviewing the issues of accessibility in housing due to increases in the number of persons with disabilities and the "aging" population. The JHRC continues to partner with the Duval County Health Department and Healthy Jacksonville to sponsor dialogue sessions and develop action plans to significantly reduce or eliminate social determinants that negatively impact health outcomes.
- The Equal Opportunity/Equal Access (EO/EA) Office has been pressed to conduct more investigations of internal complaints of unfair treatment in the city's workplace. The staff has worked with Human Resources, Military, Veterans & Disabled Services to identify the veteran status of all employees and plans to develop an employee resource group to address the specific needs of this critical employee base. The EO/EA Office continues to monitor efforts to comply with the city's Equal Employment Opportunity Plan and to conduct training for employees, supervisors and managers.

CITY OF JACKSONVILLE, FLORIDA

INFORMATION TECHNOLOGY

DEPARTMENT VISION:

To provide creative and innovative technology solutions that help transform and improve the City of Jacksonville.

DEPARTMENT MISSION:

We complete IT projects and services for our customers on time with no problems that improve their business processes and service delivery to the citizens of Jacksonville.

CITY OF JACKSONVILLE, FLORIDA

INFORMATION TECHNOLOGY

SERVICES/MEASURES	FY 10 Historical	FY 11 Estimated	FY 12 Projected
\$ amount of budget	\$34,613,836	\$43,155,130	\$36,059,784
# FTE	190	165	146
Workload/Demand			
Total number of monthly meetings held with key customers	16	16	16
Total number of employee performance plans with linked objectives	95%	95%	95%
Efficiency			
Actual YTD telecom spend	77%	77%	65%
Budgeted monthly ITD spend	95%	95%	97%
Total number of accurate monthly telecom bills	56%	56%	70%
Total number of closed monthly projects delivered on time and within budget	50%	50%	50%
Total number of documents completed monthly within 24 billable hours	90%	90%	90%
Total number of features updated each quarter on the ITD Technology Matters website	1	1	1
Total number of monthly change management exceptions	29%	29%	25%
Total number of monthly completed projects with posted documented lessons learned on employee portal	69%	69%	70%
Total number of monthly implemented ITP projects in compliance with Customer signed-off requirements	5	5	5
Total number of monthly minutes of COJ enterprise network availability minus unscheduled downtime	99%	99%	99%
Total number of monthly production changes implemented right the first time	98%	98%	98%
Total number of security policies implemented annually	1	1	1
Total number of standard operating procedures created annually for grants as well as contracts	2	2	2
Total number of technology solutions that contribute to COJ's Sustainability and Green initiatives	3	2	2
Total number of Windows servers consolidated	100%	100%	100%
Effectiveness			
% of Customers rating ITD products and services above average	90%	90%	90%
Total number of action plans implemented quarterly based upon customer satisfaction survey	6	6	6
Total number of all monthly changes documented and tracked in a central repository	75%	75%	75%
Total number of assets tracked accurately monthly	75%	75%	80%

CITY OF JACKSONVILLE, FLORIDA

INFORMATION TECHNOLOGY

SERVICES/MEASURES	FY 10 Historical	FY 11 Estimated	FY 12 Projected
Total number of quarterly survey respondents rating overall ITD staff performance "3" or better	93%	93%	93%

CITY OF JACKSONVILLE, FLORIDA

INFORMATION TECHNOLOGY

DEPARTMENTAL EXPENDITURES	FY 10 Actual	FY 11 Budget	FY 12 Approved	Dollar Change	Percent Change
531 ITD OPERATIONS	26,720,615	23,364,120	21,385,290	-1,978,830	-8.5%
533 COMMUNICATIONS	7,176,664	7,401,313	4,667,767	-2,733,546	-36.9%
534 RADIO COMMUNICATIONS	3,596,019	5,998,266	6,895,588	897,322	15.0%
536 TECHNOLOGY SYSTEM DEVELOPMENT	3,878,240	6,391,431	3,111,139	-3,280,292	-51.3%
TOTAL DEPARTMENTAL EXPENDITURES	41,371,537	43,155,130	36,059,784	-7,095,346	-16.4%

CITY OF JACKSONVILLE, FLORIDA

DIVISIONAL FUNCTION AND HIGHLIGHTS

INFORMATION TECHNOLOGY

FUNCTION:

The Information Technology Department is the customer-focused, professional services organization that exists to operate, maintain and safeguard the technology infrastructure. To continually evaluate, promote and implement technology enhancements and to ensure that all City Departments have the technology required to operate in the most efficient and cost-effective manner. The Information Technology Department works in partnership with our clients, combining their knowledge of processes with our technology expertise to develop robust solutions.

HIGHLIGHTS:

Information Technology Plan or ITP focuses on enterprise wide solutions, reducing redundant systems, and a further commitment to providing operational efficiencies. In FY 12 two projects were approved and funded without using borrowed funds:

- Radio Battery Replacement – JSO/JFRD: As a result of replacing two-way radio batteries, ITD, will be able to ensure proper radio communication for JSO, JFRD and other First Responders resulting in the decrease of possible radio failure and delayed emergency responsiveness to the citizens of COJ.
- Replace Remote Controlled Radio Stations – JSO/JFRD: As a result of replacing the remote controlled radio stations, ITD, will be able to ensure proper radio communication for JSO, JFRD and Arena Command resulting in the decrease of possible radio failure and delayed emergency responsiveness to the citizens of COJ.

CITY OF JACKSONVILLE, FLORIDA

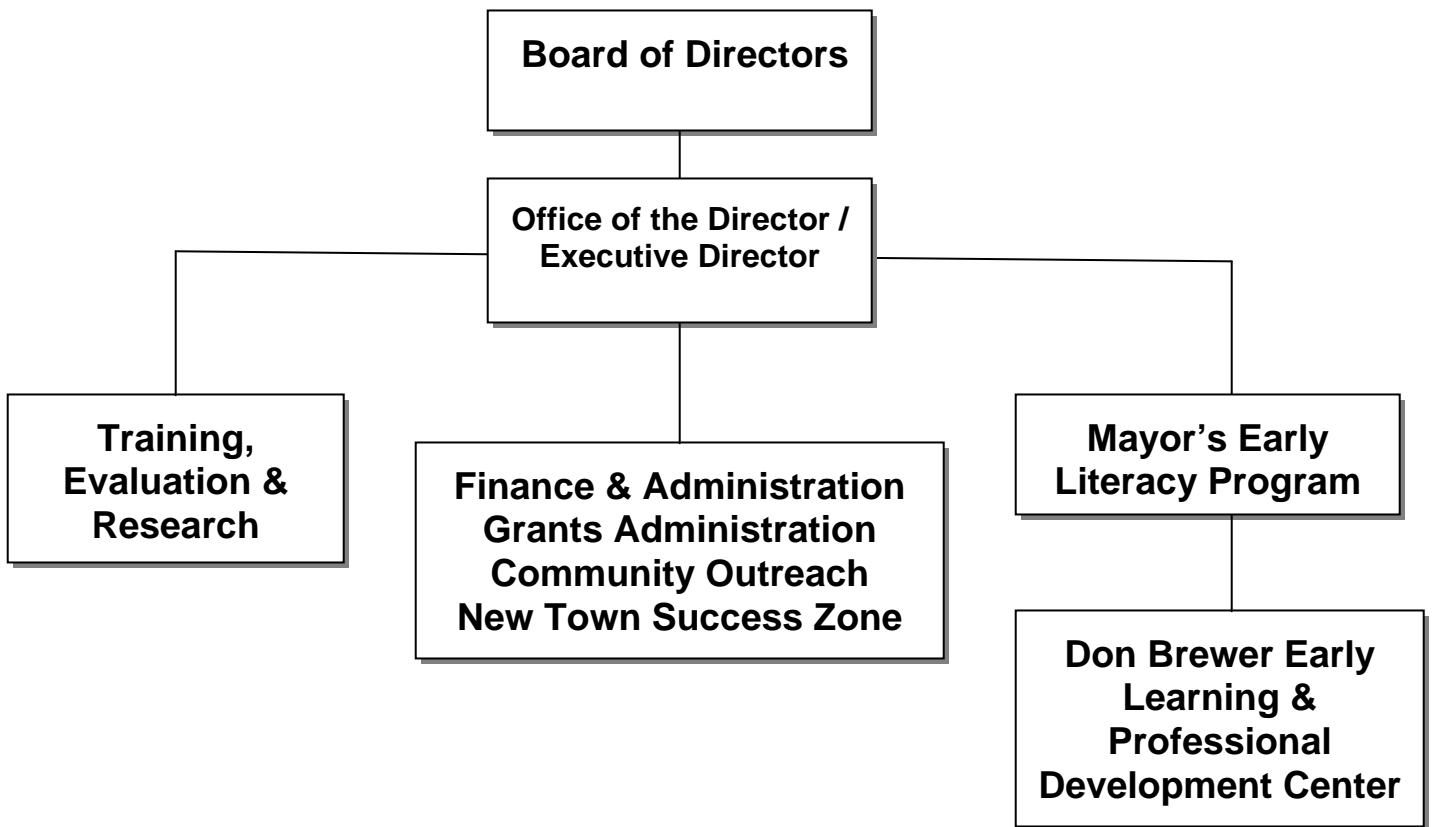
JACKSONVILLE CHILDREN'S COMMISSION

DEPARTMENT VISION:

Jacksonville will be one of America's top 10 cities for children to reach their highest potential.

DEPARTMENT MISSION:

To support families in their efforts to maximize their children's potential to be healthy, safe, educated and contributing members of the community.



CITY OF JACKSONVILLE, FLORIDA

JACKSONVILLE CHILDREN'S COMMISSION

SERVICES/MEASURES	FY 10 Historical	FY 11 Estimated	FY 12 Projected
Inputs			
\$ Amount of Budget	\$ 20,218,149	\$ 21,022,079	\$ 19,794,628
# of FTE's	49	49	44
Workload/Demand			
# of Supper and Snacks served to children in the After School Food Program	822,872	868,397	860,000
# of Lunches and snacks served to children in the summer lunch program	540,400	422,527	650,000
# of Contracts developed and executed for funded agencies (includes Jacksonville Journey Programs) - New in FY10	98	127	178
% of Annual Fiscal Monitoring performed via a site visit from a member of the JCC Fiscal Department for all agencies who receive more than \$100,000 in JCC funding.	100%	96%	100%
% of Bi-Annual fiscal monitoring performed via a site visit from a member of the JCC fiscal department for all agencies who receive less than \$100,000 in JCC Funding	100%	100%	100%
% of Fiscal monitoring of agencies receiving less than \$100,000 in JCC funding will be performed by requiring agencies to send a sample of supporting documentation during years monitoring is not done via site visit	100%	100%	100%
Efficiency			
Grant Expenditures will be reimbursed in accordance with spending guidelines	1% Error Rate	0.04%	1% Error Rate
Effectiveness			
# of Checks produced for childcare providers as a percent of total payments (Will continue to reduce checks moving toward total ACH payments). New in FY10	2%	1.60%	2%

Division-Grant Administration, Development, Evaluation and Research

Workload/Demand			
# of dollars expended; with agencies expending 95% of their budgets.	\$ 17,031,524	\$ 17,222,347	\$ 16,706,437
Quarterly monitoring performed on-site by member of JCC Grant Administration Staff	100%	100%	100%
Effectiveness			
Less than 5% of agencies receive a below satisfactory rating - New in FY10	95%	97%	95%
Agencies spend 95% of their allocated budgets - New in FY10	95%	98.1%	95%
% of agencies reaching 90% of their goals and objectives - New in FY10	96%	95%	90%
% of agencies serving low-income children/families - New in FY10	100%	97%	100%

CITY OF JACKSONVILLE, FLORIDA

JACKSONVILLE CHILDREN'S COMMISSION

SERVICES/MEASURES	FY 10 Historical	FY 11 Estimated	FY 12 Projected
<u>Division-School Readiness - Early Literacy:</u>			
<i>Workload/Efficiency</i>			
% of centers with a post-ERS of 3.0 or better	100%	99%	93%
% of centers who have improved one star level in five domains	75%	75%	75%
% of students who attain the National CDA Credential	95%	95%	95%
% of coaching contact time	80%	80%	80%
<u>Division-Family Services</u>			
<i>Workload/Demand</i>			
# of children removed from the Unified Wait List	5,079	3,070	3,600
# of enrollment packets mailed	3,713	1,908	2,208
# of families returning for re-determination or updates (Children)	9,790	9,719	9,923
# of children terminated from care	491	625	678
<i>Efficiency</i>			
Record of e-mails and phone calls to DCF and FSS	3,630	4,137	4,500
<u>Division-Workforce Development:</u>			
<i>Workload/Demand</i>			
# of people trained and screened for mentors. - New in FY11	1,000	1,200	1,200

CITY OF JACKSONVILLE, FLORIDA

JACKSONVILLE CHILDREN'S COMMISSION

DEPARTMENTAL EXPENDITURES	FY 10 Actual	FY 11 Budget	FY 12 Approved	Dollar Change	Percent Change
019 PUBLIC SAFETY INITIATIVE	5,974,008	5,636,867	6,325,987	689,120	12.2%
191 JACKSONVILLE CHILDREN'S COMMISSIO	17,208,476	21,022,079	19,794,628	-1,227,451	-5.8%
TOTAL DEPARTMENTAL EXPENDITURES	23,182,484	26,658,946	26,120,615	-538,331	-2.0%

CITY OF JACKSONVILLE, FLORIDA

DIVISIONAL FUNCTION AND HIGHLIGHTS

DON BREWER EARLY LEARNING CENTER

FUNCTION:

The Don Brewer Early Learning Center closed on August 31, 2011 due to funding cuts.

HIGHLIGHTS:

- The center will remain closed until further notice.

EARLY LITERACY

FUNCTION:

The Jacksonville Early Literacy Initiative is a program designed to ensure preschoolers are school ready by improving the quality of learning at childcare centers throughout Jacksonville, and through programs such as the JaxKids Book Club and other activities.

HIGHLIGHTS:

- The Early Literacy Initiative's goal is to strengthen and improve the quality of early care and learning programs literacy outcomes for all children birth to five with a focus on improving the content knowledge and instructional strategies of early childhood teachers. This is achieved through intensive coaching and working to sustain and build upon the star level attained through The Guiding Stars of Duval. Teachers and directors are also supported in their professional development and movement along an early childhood career path.
 - Every child enters kindergarten ready to read, ready to learn, and ready to succeed
 - Serving over 9,000 children birth to five in the childcare setting
 - Measured by: VPK Readiness Rate, FLKRS, TOPEL, ALRI and Bracken Basic Concepts Scale
 - Each childcare center will improve in quality
- The Accounting Division will apply for the Government Finance Officers Association (GFOA) award for Excellence in Financial Reporting.
- Provide accounting and reporting support for the new stimulus grants awarded under the American Recovery and Reinvestment Act (ARRA).

OFFICE OF THE DIRECTOR

FUNCTION:

The Jacksonville Children's Commission, under the governance of its Board of Directors, is responsible for managing the City's investments in children as defined by its establishing ordinance, Chapter 51, Ordinance Code. The Office of the Director oversees the general operations of the organization, distributing funds to non profit youth serving agencies, ensuring that city grant dollars earmarked for children's programs are being spent appropriately, and evaluating whether the services provided are effective in improving the lives of thousands of children in Duval County. The Office of the Director works with the Commission's Board of Directors and other community funding partners to develop systems of care for children, taking into consideration emerging needs, changing demographics and developments in research and evidence based practice in children's services.

CITY OF JACKSONVILLE, FLORIDA

HIGHLIGHTS:

- Grants Administration will continue to manage about 180 contracts with non profit agencies to provide services for children living in challenged neighborhoods and families. Services include after school; summer camps; mental health counseling and case management; mentoring; juvenile crime prevention; abuse prevention home visiting for new mothers and vulnerable babies; sheltered living for homeless teens; developmental services for children with special needs; and, developmental screening and academic support for homeless children. All programs are monitored for quality, fiscal accountability and child outcomes.
- The Commission provides contract management for all Jacksonville Journey funds that serve children as well as oversight of program quality and outcomes.
- The Grants Administration Team applies for state and federal grants to support the Commission's goals.
- The Child Nutrition Team will continue to provide oversight for the Summer Lunch Program and the After School/Team Up Food Programs in low income and high crime areas including the Jacksonville Journey funded sites. Meal and snack services include nutrition education programs focused on healthY eating and physical exercise to address childhood obesity. This program incorporates an introduction to the new MYPlate requirements.
- Changes in the grant funding for the afterschool nutrition program now allows grant funds to cover meals for children 13 and older thus allowing grant funds to cover staff costs previously covered by the City.

TRAINING, EVALUATION AND RESEARCH

FUNCTION:

The mission of Children's Commission's Training Division is to improve the quality of care for children by providing training for the staff and volunteers in children's programs. Most of the workforce in children's programs are minimally paid, and do not have degrees or formal training in child development and related topics. The Training Division offers an array of programs that help staff, volunteers and parents to develop the skills and knowledge they need to promote the healthy development of children. Additionally, the Training Division is responsible for providing Level 2 background screening and training for all volunteers who want to become mentors through the Commission's funded mentoring programs.

HIGHLIGHTS:

- The Division will provide training for the 800 staff who work in approximately 80 summer camps each year, based upon principles of positive youth development, 40 developmental assets and introducing new evidence based practices.
- As part of the Commission's recent After School Redesign work, the Division will work with the Duval County School District and youth serving non profits to provide outcome directed trainings and professional development opportunities for staff working Team Up and Community Based Afterschool programs, emphasizing measurable levels of quality and introducing evidence based practice.
- The Division will manage an on-line registration website that will provide an efficient way for youth workers to register for a comprehensive array of trainings at the Commission. The trainings are offered by a faculty that consists of local subject matter experts and Children's Commission staff. This system will serve at least 2,500 community members in infant, child and youth development trainings by providing at least 25 on-site trainings per month and at least 8 off-site trainings per month. The Division will also provide optional Continuing Educational Units (CEUs) and Continuing Education Credits (CEC's) to all eligible training participants.
- The Division's Mentor Center will continue to provide intake services for volunteers who are interested in becoming mentors by training and background screening approximately 1,200 potential volunteer mentors.

CITY OF JACKSONVILLE, FLORIDA

- The Division partners with Duval County Public Schools to train and coach classroom teachers in positive youth development strategies.
- The Division will partner with the Mayor's office to train young adults employed during the Mayor's Summer Jobs program.
- The Division will continue to provide staffing to GRANDS, a monthly education and resource support group for grandparents and great grandparents who are raising small children.

CITY OF JACKSONVILLE, FLORIDA

JAKSONVILLE HOUSING FINANCE AUTHORITY

DEPARTMENT VISION:

Safe and vibrant Neighborhoods in every part of Jacksonville.

DEPARTMENT MISSION:

To achieve safe and vibrant Neighborhoods through targeted investments in public infrastructure, housing, economic development and human capital. The JHFA was established under ordinance 2002-1314-E in compliance with Florida Statutes 159.601. The JHFA was created for the purpose of addressing affordable housing needs in the city of Jacksonville by stimulating the construction and rehabilitation of housing through the use of public financing. The JHFA is empowered to alleviate the shortage of affordable residential housing and to provide capital for investment in such facilities for low, moderate or middle income families and persons anywhere within the city of Jacksonville through the issuance of its revenue bonds (*subject to legislative approval*).

CITY OF JACKSONVILLE, FLORIDA

JACKSONVILLE HOUSING FINANCE AUTHORITY

DEPARTMENTAL EXPENDITURES	FY 10 Actual	FY 11 Budget	FY 12 Approved	Dollar Change	Percent Change
721 JACKSONVILLE HOUSING FINANCE AUT	1,594,364	531,871	543,921	12,050	2.3%
TOTAL DEPARTMENTAL EXPENDITURES	1,594,364	531,871	543,921	12,050	2.3%

CITY OF JACKSONVILLE, FLORIDA

DIVISIONAL FUNCTION AND HIGHLIGHTS

JACKSONVILLE HOUSING FINANCE AUTHORITY ADMINISTRATION

FUNCTION:

The Jacksonville Housing Finance Authority (JHFA) was created for the purpose of addressing affordable housing needs in the City of Jacksonville by stimulating the construction and rehabilitation of housing through the use of public financing. The JHFA is empowered to alleviate the shortage of affordable residential housing and to provide capital for investment in such facilities for low, moderate or middle income families and persons anywhere within the City of Jacksonville through the issuance of its revenue bonds (*subject to legislative approval*).

CITY OF JACKSONVILLE, FLORIDA

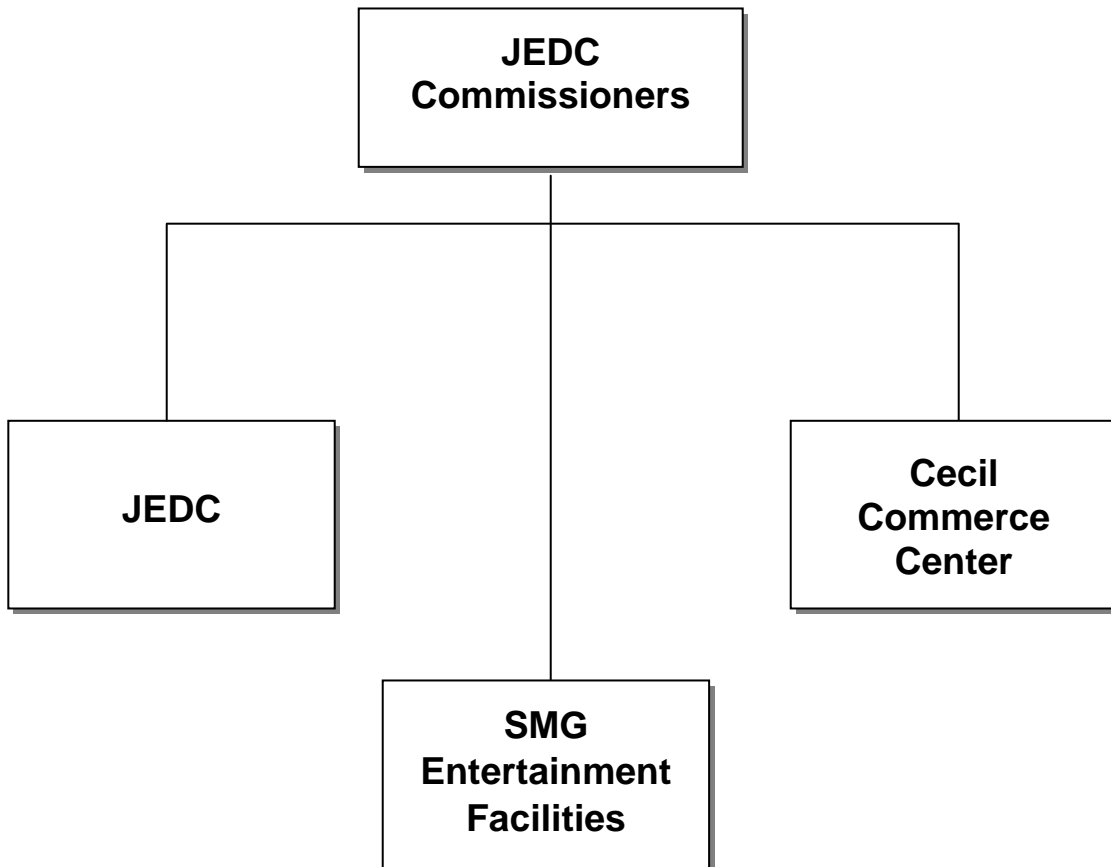
JACKSONVILLE ECONOMIC DEVELOPMENT COMMISSION

DEPARTMENT VISION:

The JEDC works to recruit and expand higher-wage job opportunities; increase the growth and expansion of small business; promote and encourage private capital investment; promote and leverage investment in economically distressed areas; promote a healthy and vibrant downtown; and attract film and television productions and large sports and entertainment events to Jacksonville.

DEPARTMENT MISSION:

To develop and execute policies that result in sustainable job growth, rising personal incomes and a broader tax base throughout the Northeast Florida region.



CITY OF JACKSONVILLE, FLORIDA

Jacksonville Economic Development Commission

SERVICES/MEASURES	FY 10 Historical	FY 11 Estimated	FY 12 Projected
Inputs			
\$ amount of budget	\$11,218,445	\$11,597,275	\$3,961,472
# FTE	17	17	17
Workload/Demand			
# of familiarization visits	32	35	35
# of new jobs	527	1135	1000
# of JEDC approved projects	4	11	10
# of EZ applications processed	252	214	230
Efficiency			
Amount of new Private Capital Investment	\$185,225,000	\$64,975,855	\$30,000,000
% complete in negotiations with Master Developer at COCA	80%	100%	NA
Increase in Duval County Average Wage	\$42,826	\$43,078	\$44,000
Increase in assessed value of Duval County tax base(in millions)	\$60,689,772	\$57,553,599	NA
Increase in countywide job growth	454,537	431,245	435,000
# of business prospects identified that may be interested in locating to Jacksonville	45	48	50
Effectiveness			
Ratio: City Dollars: Job	1000:1	1922:1	1100:1
Ratio: Private Capital Investment: City Dollar	34:1	29.78:1	20:1
Ratio: Annual Payroll: City Dollar	4:1	15:1	30:1
Avg. wage of jobs created by firms receiving assistance	\$43,426	\$51,721	\$48,000

CITY OF JACKSONVILLE, FLORIDA

JAX ECONOMIC DEVELOPMENT COMMISSION

DEPARTMENTAL EXPENDITURES	FY 10 Actual	FY 11 Budget	FY 12 Approved	Dollar Change	Percent Change
181 NORTHSIDE TID - USD1 B/C NORTH COM	19,116	0	0	0	
32T TAX INCREMENT DIST CAPITAL PROJEC	265,337	1,300,000	0	-1,300,000	-100.0%
4A1 MUNICIPAL STADIUM - CITY	3,492,333	3,651,373	3,696,563	45,190	1.2%
4A2 MUNICIPAL STADIUM - SMG	8,212,995	7,282,673	7,469,725	187,052	2.6%
4B1 MEMORIAL ARENA - CITY	1,917,136	1,881,220	1,900,349	19,129	1.0%
4B2 MEMORIAL ARENA - SMG	6,084,625	5,908,934	5,809,143	-99,791	-1.7%
4C1 BASEBALL STADIUM - CITY	486,655	486,237	480,333	-5,904	-1.2%
4C2 BASEBALL STADIUM - SMG	851,299	808,442	798,531	-9,911	-1.2%
4D1 PERFORMING ARTS CENTER - CITY	806,339	793,554	823,200	29,646	3.7%
4D2 PERFORMING ARTS CENTER - SMG	2,584,506	2,379,932	2,504,083	124,151	5.2%
4E1 CONVENTION CENTER - CITY	697,007	752,627	700,598	-52,029	-6.9%
4E2 CONVENTION CENTER - SMG	2,468,777	2,292,809	2,294,562	1,753	0.1%
4F1 EQUESTRIAN CENTER - CITY	238,378	263,258	265,551	2,293	0.9%
4F2 EQUESTRIAN CENTER - SMG	742,094	736,194	726,000	-10,194	-1.4%
4G1 SPORTS COMPLEX CAPITAL MAINTENAC	0	4,303,253	4,198,162	-105,091	-2.4%
751 JACKSONVILLE ECONOMIC DEVELOPME	8,314,172	9,015,287	2,018,644	-6,996,643	-77.6%
759 JEDC - CECIL FIELD TRUST	1,558,224	1,469,409	1,984,672	515,263	35.1%
TOTAL DEPARTMENTAL EXPENDITURES	38,738,994	43,325,202	35,670,116	-7,655,086	-17.7%

CITY OF JACKSONVILLE, FLORIDA

DIVISIONAL FUNCTION AND HIGHLIGHTS

JACKSONVILLE ECONOMIC DEVELOPMENT COMMISSION

FUNCTION:

The mission of the Jacksonville Economic Development Commission (JEDC) is to develop and execute policies that result in sustainable job growth, rising personal incomes and a broader tax base throughout Northeast Florida. The JEDC achieves its mission through five main objectives: 1) Recruit and expand higher wage job opportunities, 2) Promote and encourage private capital investment, 3) Increase the growth and expansion of small business, 4) Promote and leverage investment in economically distressed areas, 5) Promote a healthy and vibrant downtown.

HIGHLIGHTS:

- Continue coordinated efforts to increase Downtown Retail recruitment.
- Continue efforts to implement the Downtown Action Plan.
- Continue to market and promote opportunities within the Enterprise Zone.
- Coordinate small business outreach with UNF SBDC.

JACKSONVILLE ENTERTAINMENT FACILITIES

FUNCTION:

SMG was contracted by the city to manage six public entertainment facilities which include the Jacksonville Municipal Stadium, the Memorial Arena, Jacksonville Baseball Stadium, Times Union Center for Performing Arts, the Convention Center and the Equestrian Center. The Jacksonville Economic Development Commission (JEDC) serves as a liaison for SMG. Ordinance 2007-1265 extended the contract between the City of Jacksonville and SMG, which is set to expire March 30, 2013.

HIGHLIGHTS:

- The JEDC and SMG continue to seek operational efficiencies whereby additional savings can be found.

JEDC CAPITAL PROJECTS

FUNCTION:

JEDC Capital Projects reflect a broad range of capital projects that address needs within a Tax Increment District. These can include roads, infrastructure and transportation needs, improving drainage conditions and reducing flooding, as well as providing for target economic development

HIGHLIGHTS:

- \$300,000 is allocated to the Cecil North 100 acres of new wetlands project. This will create 100 acres of wetlands to mitigate the impacts of proposed development at the Cecil Commerce Center.

CITY OF JACKSONVILLE, FLORIDA

JEDC CECIL FIELD TRUST

FUNCTION:

The Cecil Field Trust Fund accounts for all funds received by the city (excluding all such funds or revenues relative to any interlocal agreement between the Jacksonville Airport Authority and the city and/or the Jacksonville Economic Development Commission) from any entity in payment of rental or other fees associated with the use of the city's portion of Cecil Commerce Center. Such funds are used to defray either: (a) the city's improvements, repair or maintenance cost for any facilities at Cecil Commerce Center, (b) the cost of any realtor commissions payable by the city pursuant to approval by the City Council; or (c) such other costs of undertaking city obligations, goals and objectives at Cecil Commerce Center as approved by the Mayor, the Council, and the Jacksonville Economic Development Commission.

HIGHLIGHTS:

- The JEDC continues to work with its Master Developer, Hillwood, to market and develop the properties located at Cecil Commerce Center.

CITY OF JACKSONVILLE, FLORIDA

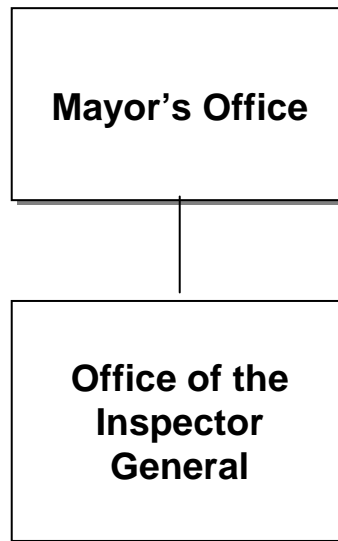
OFFICE OF THE MAYOR

DEPARTMENT MISSION:

The Mayor's Office will provide leadership and implement public policy to promote public safety and enhance the quality of life of all of Jacksonville's citizens, now and in the future.

DEPARTMENT VISION:

A municipal government that protects public investment and provides quality services to the taxpayers with the highest degree of efficiency and the lowest possible cost; and a safe, continually developing city with a vibrant economy, a growing taxbase and a superb quality of life, including recreational and cultural opportunities, in which growth is proactively and effectively managed, natural assets are preserved and enhanced, infrastructure is maintained and expanded to meet community needs, and where early literacy is a core community value.



CITY OF JACKSONVILLE, FLORIDA

MAYOR'S OFFICE

DEPARTMENTAL EXPENDITURES	FY 10 Actual	FY 11 Budget	FY 12 Approved	Dollar Change	Percent Change
011 GENERAL FUND - GSD	2,084,643	2,946,609	2,082,207	-864,402	-29.3%
TOTAL DEPARTMENTAL EXPENDITURES	2,084,643	2,946,609	2,082,207	-864,402	-29.3%

CITY OF JACKSONVILLE, FLORIDA

DIVISIONAL FUNCTION AND HIGHLIGHTS

OFFICE OF THE MAYOR

FUNCTION:

The mayor serves as the full time chief executive for the City of Jacksonville. The Office of the Mayor includes executive staff who oversee all departments and divisions of the executive branch and interacts with the Jacksonville City Council to ensure the enforcement of all ordinances and laws. The office also prepares the annual budget for review and adoption by the City Council.

HIGHLIGHTS:

- The Mayor's Office will continue implementation of *The Jacksonville Journey*, a comprehensive, community-wide public safety initiative. It will also continue its efforts to ensure a budget process that is open, understandable and transparent to the citizens of Jacksonville.

OFFICE OF INSPECTOR GENERAL

FUNCTION:

To provide a full-time program of evaluation, investigation and performance review to provide increased accountability, integrity, and oversight of the Executive Branch of the City of Jacksonville and to assist in improving agency operations and deterring and identifying fraud, abuse and illegal acts.

HIGHLIGHTS:

- In December 2009, the City Council enacted Ordinance 2009-820-E creating a new Part 2 of Chapter 20 of the Municipal Code making the Office of Inspector General a function within the Office of the Mayor.

CITY OF JACKSONVILLE, FLORIDA

MEDICAL EXAMINER

DEPARTMENT VISION:

The Medical Examiner's Office is committed to providing quality service in the investigation and certification of deaths under the jurisdiction of this office. We will constantly strive to conduct honest and impartial, independent investigations into the manner and cause of death. We will continue to educate ourselves to the advancement of forensic science and investigation techniques that will increase the quality of our work and decrease the time necessary to accomplish our tasks.

DEPARTMENT MISSION:

The Medical Examiner's Office Mission is to serve the public and judicial needs of the citizens of Duval County. To provide service to surrounding counties; Clay, Nassau, Columbia, Hamilton, Lafayette and Suwannee by providing professional, accurate and timely death investigation services to all residents of those counties. To determine the cause and manner of deaths under certain circumstances as mandated in Florida Statute 406. To perform quality and efficient medicolegal investigations with objectivity irrespective of personal beliefs or emotional attachment to the circumstances of any particular case, preserving the dignity of the deceased and to be of service to their families, local government and law enforcement agencies.

CITY OF JACKSONVILLE, FLORIDA

MEDICAL EXAMINER

SERVICES/MEASURES	FY 10 Historical	FY 11 Estimated	FY 12 Projected
Inputs			
\$ amount of budget	\$ 2,850,106	\$ 2,839,653	\$ 2,676,172
# FTE	27	27	27
Workload/Demand			
# of cases referred to Medical Examiner's Office	1,905	2,112	2,133
# of cases jurisdiction is declined (Non Medical Examiner's cases)	495	552	558
# of decedents transported	1,372	1,476	1,491
# of cases per Investigator (average)	238	264	267
# of cases in which autopsies were performed	1,088	1,164	1,176
# of autopsies per Pathologist	217	232	234
# of inspections (external examination only)	284	324	327
# of indigent cases referred to Welfare	293	504	509
# of cremation authorizations requested	6,122	6,600	6,666
# of cremation authorizations referred to investigations	508	876	885
Turnaround time for cremation authorization investigations (days)	1	1	1
Doctor turnaround time for autopsy report transcription (days)	11	4	5
# of autopsy reports transcribed	1,065	1,332	1,345
Transcriptionist turnaround time for autopsy report transcription (days)	3	2	2
# of autopsy reports completed within 90 days	960	1,104	1,115
# of autopsy reports requested	1,550	1,548	1,563
# of autopsy reports mailed	1,324	1,368	1,382
# of general drug screens performed	1,073	1,195	1,207
Turnaround time for general drug screens performed (average)	5	5	5
# of microslides requested	2,334	3,545	3,580
Turnaround time for microslides requested (average days)	5	5	5
# of special tests sent out	13	33	33
Efficiency			
\$ per autopsy (internal examination)	\$2,160.00	\$2,225.00	\$2,225.00
\$ per inspection (external examination)	\$650.00	\$670.00	\$670.00
\$ per record review (private doctor)	\$360.00	\$370.00	\$370.00
\$ per non Medical Examiner's case (jurisdiction declined)	\$62.00	\$64.00	\$64.00
% of autopsies of total cases	57%	55%	55%
% of inspections (external examination only) of total cases	15%	15%	15%
% of non Medical Examiner's cases of total cases	26%	24%	26%
% of cremation authorizations referred to investigations	8%	12%	13%
% of demand met, autopsy reports requested/sent (active investigations withheld)	85%	88%	89%
% of autopsy reports completed within 90 days	88%	95%	97%

CITY OF JACKSONVILLE, FLORIDA

MEDICAL EXAMINER

DEPARTMENTAL EXPENDITURES	FY 10 Actual	FY 11 Budget	FY 12 Approved	Dollar Change	Percent Change
011 GENERAL FUND - GSD	2,850,106	2,839,653	2,676,172	-163,481	-5.8%
TOTAL DEPARTMENTAL EXPENDITURES	2,850,106	2,839,653	2,676,172	-163,481	-5.8%

CITY OF JACKSONVILLE, FLORIDA

DIVISIONAL FUNCTION AND HIGHLIGHTS

MEDICAL EXAMINER

FUNCTION:

The Medical Examiner's Office is mandated by Florida Statute to investigate and certify deaths as outlined in F.S. 406.11(1) (a) and approve cremations as specified in F.S. 406.11(1) (c).

To provide highly professional forensic services to the citizens of Duval, Clay, Nassau, Columbia, Hamilton, Lafayette and Suwannee counties. Services include autopsies, toxicological analysis, histopathological preparations of tissues, autopsy reports, scene investigations, expert witness testimony and, storage of bodies until proper disposition is made. To provide vital information and statistical data to Jacksonville Sheriff's Office as well as other county law enforcement agencies, State Attorneys, Public Defenders, Florida Department of Law Enforcement, Federal Bureau of Investigation, National Transportation Safety Board, Federal Aviation Administration, Department of Vital Statistics, Consumer Protection Agencies, Organ Procurement agencies, Bone, Tissue and Eye Banks, funeral homes, media, insurance companies and families, as well as teaching and training for medical residents.

HIGHLIGHTS:

- The Medical Examiner's Office would like to apply for accreditation from the National Association of Medical Examiners with the explicit purpose of improving the quality of the forensic/medicolegal investigation of death. NAME accreditation is an endorsement that the office provides an adequate environment in which a medical examiner/forensic pathologist may practice this profession, and provides reasonable assurances that the office or system well serves its jurisdiction.
- Continue meetings with Public Works, Public Buildings regarding Building Repairs and HVAC upgrades. Complete reroofing, mitigation of water intrusion, HVAC replacement and upgrade and replacement of the emergency generator is proposed. Project is 60% complete.
- Serve as pilot program for Department of Health, Bureau of Vital Statistics' Electronic Death Registration System to be implemented statewide this year.
- Maintain partnership with investigating agencies (Medicaid, Attorney General, Drug Enforcement Agency) to provide data regarding the continuing and disturbing trend in prescription fraud, misuse and abuse. Deaths involving prescription drugs are now more likely to occur than from illicit drugs.
- Provide pathology rotation for University of Florida, Department of Pathology Residents through collaboration with Shands Hospital.
- Offer Criminal Justice Internships for graduating seniors attending University of North Florida in Forensic Investigations Unit.
- Upgrade autopsy room by adding a new station (fabricated sink, counters, etc.) to accommodate increased staff within current operating supply budget.
- Keep streamlining operation to meet current budgetary limitations.

CITY OF JACKSONVILLE, FLORIDA

OFFICE OF THE SHERIFF

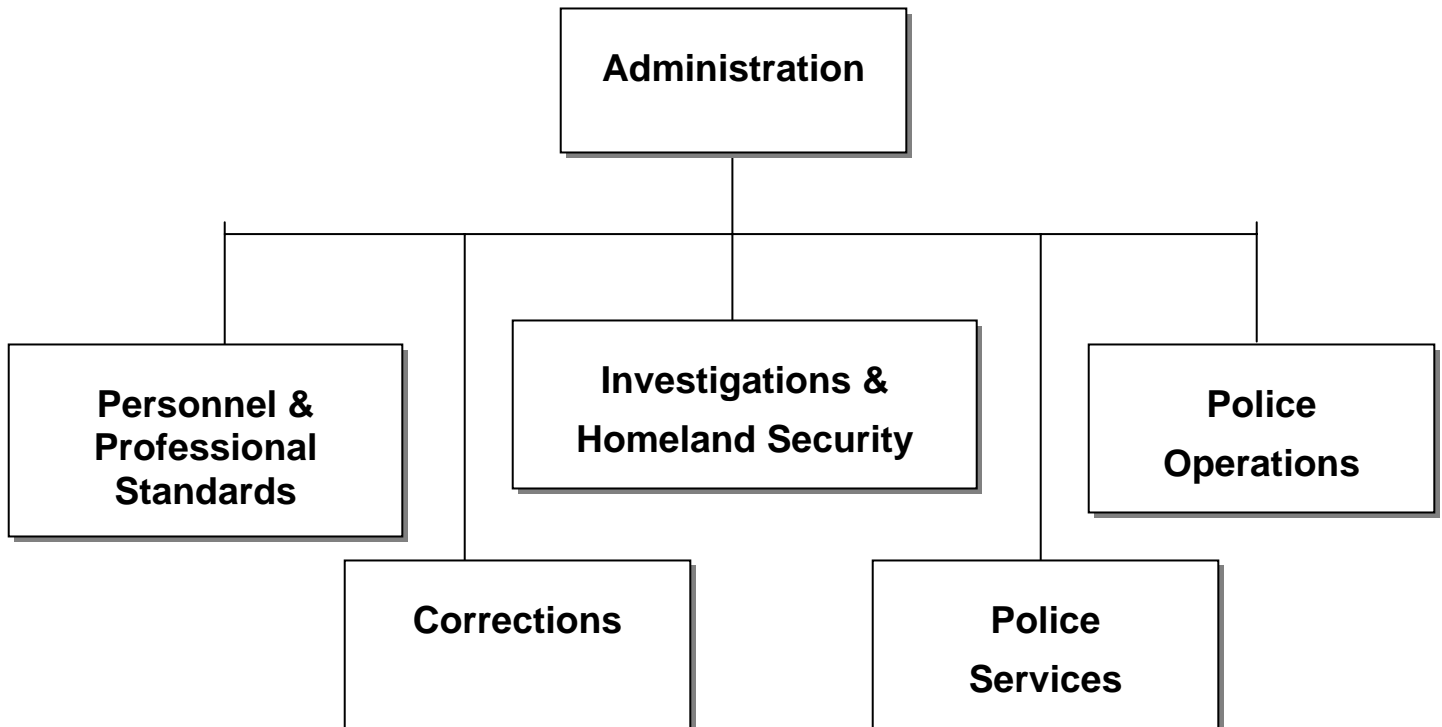
DEPARTMENT MISSION:

The mission of the Jacksonville Sheriff's Office is to protect the lives and property of the citizens of this community, to preserve the peace, and to prevent crime and disorder while constantly guarding personal liberties as prescribed by law.

To achieve our mission we must develop and provide:

- A well-trained and disciplined patrol force capable of assessing and responding to the changing needs of the community it serves, to include delivering swift emergency response when required.
- A proactive traffic enforcement program designed to regulate traffic movement and assure safe and expedient travel on city streets.
- A skilled and experienced investigative team for bringing criminal offenders to swift and impartial justice.
- A community relations effort charged with educating the public about law enforcement issues with emphasis on the community's role and responsibilities with respect to the prevention of crime.
- An unrelenting quest to eliminate organized crime and vice violations, with special emphasis on those associated with the distribution and sale of illegal drugs.
- Facilities for secure, humane, corrective and productive detention of those awaiting trial as well as those already sentenced.

The Jacksonville Sheriff's Office recognizes that we cannot fulfill our mission without community support. It is imperative that a dialogue characterized by mutual trust and open and honest communication is maintained between this agency and our community. It must include a willingness to continually examine and modify policies and procedures to assure that our mission is accomplished in a manner compatible with the best interests of the community.



CITY OF JACKSONVILLE, FLORIDA

OFFICE OF THE SHERIFF

DEPARTMENTAL EXPENDITURES	FY 10 Actual	FY 11 Budget	FY 12 Approved	Dollar Change	Percent Change
011 GENERAL FUND - GSD	349,349,999	350,387,721	345,894,759	-4,492,962	-1.3%
019 PUBLIC SAFETY INITIATIVE	59,403	1,052,475	889,236	-163,239	-15.5%
171 9-1-1 EMERGENCY USER FEE	4,637,895	4,607,267	4,830,652	223,385	4.8%
173 E911 EMERGENCY WIRELESS USER FEE	254,900	388,880	0	-388,880	-100.0%
64A SHERIFF'S TRUSTS	687,785	450,816	913,879	463,063	102.7%
TOTAL DEPARTMENTAL EXPENDITURES	354,989,983	356,887,159	352,528,526	-4,358,633	-1.2%

CITY OF JACKSONVILLE, FLORIDA

DIVISIONAL FUNCTION AND HIGHLIGHTS

ADMINISTRATION

FUNCTION:

To provide overall leadership, direction and management for the Office of the Sheriff and all of its employees. Offers support and conducts oversight of agency activities that have system wide impact. These activities include strategy development, continuous improvement activities, interagency initiatives, legislative initiatives, law enforcement information systems, crime analysis, community relations, external communications, internal investigations and accreditation/inspections.

HIGHLIGHTS:

- Crime Analysis, in partnership with Information Systems, will develop an integrated Data Warehouse, consisting of geocoded, Jacksonville Sheriff's Office (JSO) crime data and data from various other law enforcement and city agencies. This will provide a near time analytical tool for crime solving and prevention.

CORRECTIONS

FUNCTION:

To provide detention for sentenced and un-sentenced arrestees. Three correctional facilities provide and promote rehabilitation, vocational training and educational opportunities. Additionally, the division provides medical, psychiatric and other federally mandated services to inmates. Re-entry services are provided to local, state, and federal offenders returning to our local community. These services are delivered through the "Portal of Entry" known as Jacksonville Re-Entry Center (JREC). Correctional programs are designed to aid in the reduction of recidivism by offenders. The Jacksonville Sheriff's Office (JSO) Department of Corrections is committed to being responsive to the community, offering services that are restorative in character and responsible to their commitments.

HIGHLIGHTS:

- The average length of stay in our correctional facilities increased from 123 days in 2010 to 135 days currently in 2011. The projected inmate population for 2011 is 3992.
- The Dual Certified Officer (DCO) Program save the department the equivalent of over 20 police positions; which means in real-life terms there were that many officers remaining on the street each day to answer calls from the public. The Dual Certified Officer (DCO) program was expanded to include arrests for specific criminal actions occurring within our correctional facilities and the tracking database was refined to better capture the scope of services provided by the DCO personnel.
- As a result of a grant from a research project, the Jails Division was able to purchase and implement technology that provides electronic capture of security rounds made by corrections personnel, limiting the potential for litigation. We continue to work with students and academics on research projects relating to jail operations, as there is little empirical data available on jail operations.
- In cooperation with the Florida Department of Law Enforcement, the Jails Division began collecting DNA samples based on certain designated felony arrest charges. This collection began Phase I of the development of developing Florida's DNA database in accordance with Florida State Statutes 943.325. The DNA database will be an important tool in criminal investigations, in the exclusion of individuals who are the subject of criminal investigations or prosecutions and in detecting recidivist acts.

CITY OF JACKSONVILLE, FLORIDA

INVESTIGATION AND HOMELAND SECURITY/NARCOTICS AND VICE

FUNCTION:

To provide extensive investigations of more complex criminal activity including national, state and other multi-jurisdictional initiatives which impact the Jacksonville area. Specially trained and focused investigative units address criminal activity utilizing forensic techniques, computer analysis and other specialized tools while investigating and building cases against suspects and criminal enterprises. Illegal drug distribution, vice activities, and terrorist threats are also the focus of personnel assigned to this Division. The complexity of the crimes and the sophistication of the criminal enterprises investigated require secured sharing of electronic data, evidence and personnel among law enforcement agencies. These investigations, whether short term or protracted, may involve covert operations and coverage of wide geographic areas.

HIGHLIGHTS:

- The intelligence Unit continues to focus on Jacksonville's critical infrastructure protection and terrorism prevention activities. The Unit is represented on the FBI's Joint Terrorism Task Force (JTTF) and is a key player in the Northeast Florida Fusion Center.
- The Jacksonville Sheriff's Office is a member of the State's Regional Domestic Security Task Force. Agency specialty teams and leadership play a major role in domestic security response and planning for Jacksonville and the region.
- The Homeland Security Section works with state and federal law enforcement partners to address gang and gun crime, as well as, complex criminal apprehensions.
- The Narcotics and Vice Section continues to investigate narcotic and vice activities from street level crimes to complex multi-jurisdictional operations. These units coordinate with both state and federal partners to have a more profound impact on the issues facing the citizens of Jacksonville. Specialized units within both Narcotics and Vice, such as the Computer Forensics Unit and the Internet Crimes Against Children Unit have kept pace with the ever evolving technical aspect of the criminal world. These specialized units had great success in developing evidential factors that have assisted many units within the Sheriff's Office such as Homicide, Robbery, Sex Crimes, Narcotics, and Vice.

PATROL AND ENFORCEMENT

FUNCTION:

To provide the first-response emergency police services throughout the jurisdiction. Officers conduct follow-up field investigations, staff six substations, and provide specialized law enforcement services to citizens focusing on problem solving. In addition, these officers perform traffic control, crime prevention, special security services and community outreach. Community outreach efforts focus on crime prevention training to businesses, civic organizations, schools, youth and neighborhood watch groups.

HIGHLIGHTS:

- Patrol and Enforcement is projected to respond to over 500,000 calls for service in FY 11, in addition to responding to those activities that are "on viewed" for enforcement action.

Patrol and Enforcement is continuing its commitment to Operations Safe Streets, a problem solving and enforcement program that targets the city's most violent neighborhoods. The initiative has shifted to focus more on a problem solving approach because that method has proven to have the most sustainable crime reduction outcomes.

CITY OF JACKSONVILLE, FLORIDA

PERSONNEL AND PROFESSIONAL STANDARDS

FUNCTION:

To provide human resource planning, recruitment, training, records and standards. Works to attract and retain high caliber employees for service to the community. Focuses on employee development, to ensure qualified, capable, highly skilled professional workforce. Additionally, to provide continuous improvement services to the agency, to examine processes and resources aimed at eliminating waste and improving effectiveness and efficiencies. Oversees specialized law enforcement management information systems hardware and software for all divisions of Jacksonville Sheriff's Office (JSO). Maintains all records in accordance with Florida Statutes, manages all five accreditation processes, ensuring that professional standards continue to distinguish JSO as "the" premier law enforcement agency.

HIGHLIGHTS:

- Jso will receive national law enforcement re-accreditation with CALEA following its recent re-accreditation awards from ACA (national corrections), as well as, additional state re-accreditation awards for law enforcement and corrections.

POLICE SERVICES

FUNCTION:

To provide a wide variety of law enforcement support functions for the Jacksonville Sheriff's Office (JSO) including budget development, financial analysis, financial management, communication systems, property and evidence management, operating supply inventory management, contract services, records and identification services, fleet maintenance management, courthouse security, facilities management, and service of process and execution of writs. These essential services help to ensure that JSO policing divisions can concentrate on preventing and investigating crime, while operating efficiently and effectively in a fiscally responsible manner.

HIGHLIGHTS:

- The JSO Emergency Communications Center estimates FY 2012 call volume to be 1.3 million. Migration to the latest 800MHz two-way radio communications standards began in March 2011 and full conversion is expected to be completed by the spring of 2012, making the JSO 100% compliant with nationwide interoperability standards.

CITY OF JACKSONVILLE, FLORIDA

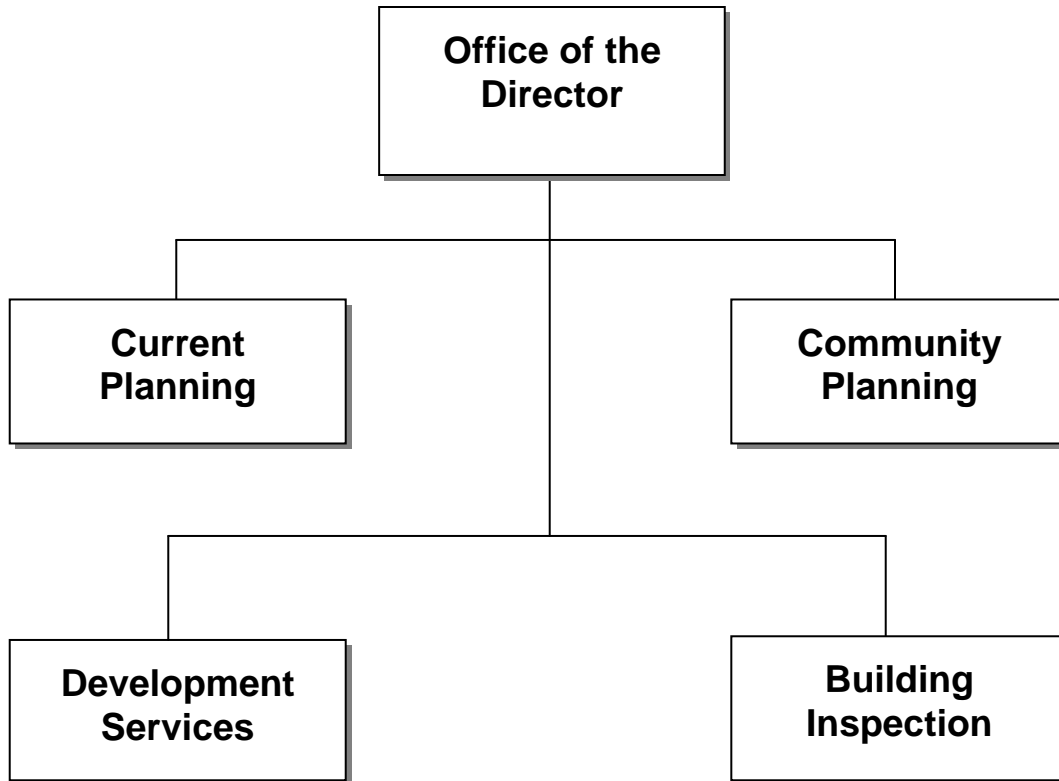
PLANNING AND DEVELOPMENT DEPARTMENT

DEPARTMENT VISION:

We strive to create a city of distinctive, healthy, and sustainable neighborhoods and to be a recognized leader in efficient and effective planning.

DEPARTMENT MISSION:

Provide sound planning services, a simplified regulatory and permitting process, and a shared city-wide vision for our natural and built environment.



CITY OF JACKSONVILLE, FLORIDA

PLANNING AND DEVELOPMENT

SERVICES/MEASURES	FY 10 Historical	FY 11 Estimated	FY 12 Projected
Inputs			
\$ amount of budget	\$ 18,435,723	\$ 18,333,048	\$ 14,671,646
# FTE	194	189	160
Workload/Demand			
# of building permits issued	18,232	16,224	17,035
# of building inspections performed	64,766	52,652	55,285
# of electrical permits issued	18,703	18,940	19,887
# of electrical inspections performed	30,137	26,073	27,377
# of mechanical permits issued	12,594	12,577	13,206
# of mechanical inspections performed	21,598	21,139	22,196
# of plumbing permits issued	10,160	8,574	9,003
# of plumbing inspections performed	21,716	16,348	17,165
# of mobile home permits issued	237	157	165
# of mobile home inspections performed	221	193	203
# of sign permits issued	1,908	2,484	2,608
# of sign inspections performed	2,416	2,421	2,542
# of zoning applications processed	381	245	275
# of right-of-way permits issued	2,323	1,721	1,162
# of Development of Regional Impact (DRI) reviews completed	1	*	*
# of Notice of Proposed Change (NOPC) reviews	1	3	3
# of addresses assigned	3,617	3,375	3,400
# of comp plan amendments processed	57	23	25
Efficiency			
% of man hours spent performing planning activities vs. regulatory activities	12%	12%	12%
# of days to complete preliminary horizontal review (average)	10.5	9.1	9.0
# of days to complete revised/final horizontal review (average)	5.1	4.4	4.5
\$ cost per building inspection (average)	\$ 45.19	\$ 56.40	\$ 46.58
\$ cost per electrical inspection (average)	\$ 46.77	\$ 55.84	\$ 48.74
\$ cost per mechanical inspection (average)	\$ 45.56	\$ 49.85	\$ 41.36
\$ cost per plumbing inspection (average)	\$ 46.94	\$ 67.24	\$ 50.69
\$ cost per mobile home inspection (average)	\$ 46.77	\$ 55.84	\$ 48.74
\$ cost per sign inspection (average)	\$ 45.19	\$ 56.40	\$ 46.58
\$ cost per zoning application processed (average)	\$ 3,090	\$ 3,098	\$ 1,765
\$ cost per DRI review (average)	\$ 18,153	*	*
\$ cost per address assignment (average)	\$ 32	\$ 32	\$ 33
\$ cost per comp plan amendment processed (average)	\$ 8,584	\$ 8,455	\$ 7,189
\$ cost per horizontal review (average)	\$ 765	\$ 750	\$ 737

* = As a result of 2009 legislative changes, growth management laws have been revised to eliminate the Development of Regional Impact (DRI) review process in communities designated as Dense Urban Land Areas (DULA). Duval county is considered a DULA. For those projects that exceed the DRI thresholds, and where project boundaries cross county lines into a non-DULA area, the DRI requirements apply. The number of these types of DRIs are difficult to predict and would be minimal in number, thereby lacking the administrative value for Performance Measurement purposes.

CITY OF JACKSONVILLE, FLORIDA

PLANNING AND DEVELOPMENT

DEPARTMENTAL EXPENDITURES	FY 10 Actual	FY 11 Budget	FY 12 Approved	Dollar Change	Percent Change
011 GENERAL FUND - GSD	7,901,738	7,473,512	6,347,875	-1,125,637	-15.1%
112 CONCURRENCY MANAGEMENT SYSTEM	1,367,361	758,309	449,513	-308,796	-40.7%
159 BUILDING INSPECTION	9,507,992	9,568,673	7,874,258	-1,694,415	-17.7%
327 AUTHORIZED CAPITAL PROJECTS	27,707	0	0	0	
TOTAL DEPARTMENTAL EXPENDITURES	18,804,797	17,800,494	14,671,646	-3,128,848	-17.6%

CITY OF JACKSONVILLE, FLORIDA

DIVISIONAL FUNCTION AND HIGHLIGHTS

BUILDING INSPECTION

FUNCTION:

The Building Inspection Division is responsible for ensuring that existing and future developments and construction comply with the Florida Building Code and the City of Jacksonville's building ordinances. The Division's primary roles are to ensure the safety of buildings and related landscapes by performing inspections and enforcing building, electrical, plumbing, mechanical, and other related City codes. In addition, the Division performs reviews of various permit applications and plans examination.

HIGHLIGHTS:

- Technical guidance and training will be provided to staff and customers of Building Inspection in connection with the upcoming 2010 edition of the Florida Building Code scheduled to go into effect March 15, 2012.
- An upgraded Electronic Plans Submission System, expected to be fully operational by the end of the third quarter, will allow builders to upload electronic drawings for City review, reduce cycle time and office supplies costs, provide status reports and greater security of drawings by layering each drawing with its own version, as well as a host of other upgraded features such as storage and security capabilities.
- A revised Florida Accessibility Code for building construction implemented several key changes given revisions in the Americans with Disabilities Act regulations.
- A Building Inspector will continue to be assigned to the Duval County Courthouse construction project in FY 12.
- The Division opted to unfund six (6) positions in FY 12 given the downturn in the construction industry and the mid-term economic outlook.

CITY OF JACKSONVILLE, FLORIDA

COMMUNITY PLANNING

FUNCTION:

The Community Planning Division's primary purpose is to maintain, amend, and monitor the Comprehensive Plan of the City of Jacksonville. This role includes many diverse planning efforts in the areas of capital facilities, land use, parks, brownfields, transportation, historic preservation, and neighborhoods.

These broad-range planning efforts produce the Comprehensive Plan of the City of Jacksonville including amendments thereof, short and long-term land use plans, neighborhood plans, historic studies and designations, short and long-range transportation plans, and other plans required or desired to support the Comprehensive Plan. The Division also reviews Developments of Regional Impacts (DRI), performs traffic and transit testing and reviews exterior work in local historic districts or affecting local landmarks.

HIGHLIGHTS:

- Implement the 2030 Comprehensive Plan goals, objectives and policies, including initiating a citizen planning education program and brochure, and creating infill and redevelopment master plans.
- Operate the Transportation Concurrency Exception Area (TCEA) Mobility Plan in lieu of the City's fair-share system.
- Implement recommendations derived from the Multi-Modal Mobility Plan.
- Implement recommendations from the Downtown Artist Live/Work Space Feasibility Study including "*Creating the SPARK - a Redevelopment and Cultural Plan for the Northbank Core*".
- Update the Duval County Manatee Protection Plan.
- Update the Wonderwood Corridor Study.
- Present and promote the Vision Plan to the business community within the Greater Arlington/Beaches areas.
- Develop Older Neighborhood Conservation Districts.
- Organize, promote and direct the *Restore Jacksonville* conference in the Spring of 2012.

CITY OF JACKSONVILLE, FLORIDA

CURRENT PLANNING

FUNCTION:

The Current Planning Division addresses short-term growth and development issues through the review of proposed zoning changes. To that end, the Division is responsible for administering the Zoning Code (Chapter 656) and site plan reviews pursuant to Subdivision Regulations (Chapter 654). The Division accepts and reviews applications for Planned Unit Development (PUD) rezonings and PUD verification, conventional rezonings, exceptions, variances, waivers, administrative deviations, cell tower review, amendments to final orders, and amendments to Chapters 656 and 654 of the Municipal Code.

The Division provides technical and support staff to the Land Use and Zoning Committee, Planning Commission, Tower Review Committee, and the Industrial Technical Advisory Committee (ITAC). The Division is actively involved in all Zoning Code re-write committees and conducts regular quasi-judicial public hearings for all administrative deviation requests. The Current Planning staff assists the general public with questions relating to the Zoning Code, zoning verification, development and permitting, and zoning application processes.

HIGHLIGHTS:

- Codify the Jacksonville Design Guidelines and Best Practices Manual.
- Amend land development regulations to ensure consistency with 2030 Comprehensive Plan goals, objectives and policies.
- Implement a new web-based submittal for rezoning applications and automate internal sufficiency reviews and public notice requirements. Expected outcomes are improved transparency to the general public by making more information readily available on-line prior to public hearings and improving routine distribution and review times by various agencies.
- Address short-term growth and development issues through the review of PUD rezonings/verifications, conventional rezonings, exceptions, variances, waivers, and administrative deviations.

CITY OF JACKSONVILLE, FLORIDA

DEVELOPMENT SERVICES

FUNCTION:

The Development Services Division encompasses various activities involved in regulating local land development. The major activities include the Review Group, Zoning Counter, Concurrency and Mobility Management System Office, and the Addressing Office.

The Review Group receives and provides civil plan review and inspection services for subdivisions, commercial, roadway and drainage projects, issues and inspects right-of-way permits, and is responsible for flood plain determination. The Zoning Counter ensures applicants apply for allowable uses of the property and accepts applications for zoning variances, administrative deviations and other waivers.

The Concurrency and Mobility Management System Office coordinates the intake of all concurrency and mobility fee applications and transmits information electronically to the various testing agencies and departments. Concurrency is tested for solid waste, storm water runoff, potable water, sanitary sewer, and recreation and open space. Mobility reviews encompass traffic circulation and mass transit public facilities. The Addressing Office takes the lead role in coordinating 9-1-1 emergency addressing and issues new addresses and adds them to the City's GIS system.

HIGHLIGHTS:

- Implement a mobility system that replaces the transportation concurrency and fair-share assessment contract system to adequately and efficiently address the City's mobility needs, consistent with the City's 2030 Mobility Plan.
- Implement electronic plan review for Site Development (10-Set) Plan Review and Right-of-Way Permitting through the Building Inspection Division's permit system.
- Incorporate the Certificate of Use (COU) process into the building permit process as a means to reduce the number of steps necessary for review, payment and approval.
- Include the Addressing Office as part of the 10-set review process to increase accuracy in the addressing function and correct existing insufficiencies.

OFFICE OF THE DIRECTOR

FUNCTION:

The Office of the Director of Planning and Development provides technical, financial, managerial, and administrative support to the Department and associated boards and commissions.

HIGHLIGHTS:

- Review changes to the City of Jacksonville's Zoning Code for consistency with the 2030 Future Land Use Element.
- Develop guidelines for context-sensitive streets.
- Implement the 2030 Mobility Plan.
- Implement Vision Plans for the City of Jacksonville.
- Streamline the regulatory review process for historic and urban neighborhoods.

CITY OF JACKSONVILLE, FLORIDA

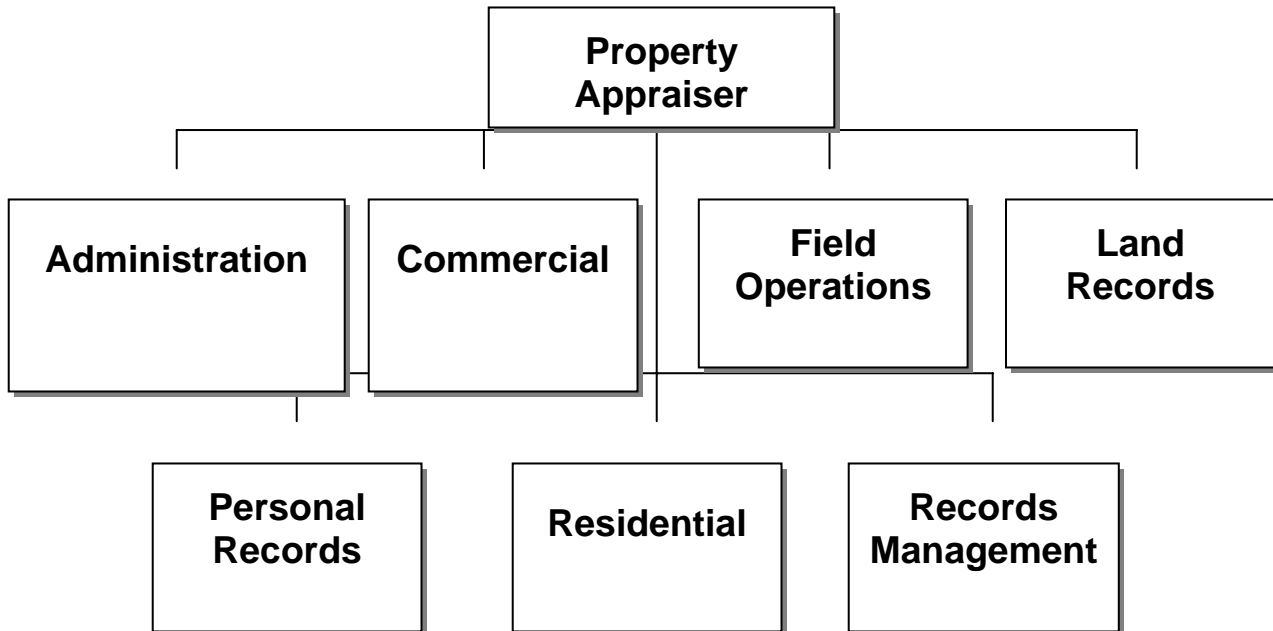
PROPERTY APPRAISER

DEPARTMENT VISION:

To earn the public's trust.

DEPARTMENT MISSION:

Produce a fair, equitable and accurate tax roll as required by law. Focus on our customers – the taxpayers. Support the continuous personal and professional development of our employees.



CITY OF JACKSONVILLE, FLORIDA

PROPERTY APPRAISER

DEPARTMENTAL EXPENDITURES	FY 10 Actual	FY 11 Budget	FY 12 Approved	Dollar Change	Percent Change
015 PROPERTY APPRAISER	9,273,576	8,775,888	8,831,738	55,850	0.6%
TOTAL DEPARTMENTAL EXPENDITURES	9,273,576	8,775,888	8,831,738	55,850	0.6%

CITY OF JACKSONVILLE, FLORIDA

DIVISIONAL FUNCTION AND HIGHLIGHTS

ADMINISTRATION

FUNCTION:

The Administrative Division supports the department through human resources, information systems, and financial services. The division also educates taxpayers about pertinent laws and services through its community outreach efforts. The goal of the division is to implement programs and policies that allow the department to meet its vision and help employees better serve their customers. The division develops the annual tax roll while also providing all technological services within the department.

HIGHLIGHTS:

- In FY 2010/11, the Administration Division funded new aerial photographs of all properties in Duval County for use by agencies throughout city government including the Sheriff's Office, Planning Department, Code Enforcement and others. In addition to being used internally in the appraisal process and by other agencies, the images are also used externally by property owners utilizing the GIS system.
- In FY 2011/12, the PAO will reduce costs for several large mail outs by sending postcards to customers directing them to the office's web site for forms and information previously mailed.
- The information systems staff of the Administration Division researched, tested and purchased 25 iPads to replace laptops for field work. By replacing old laptops with iPads instead of new laptops, the division saves approximately \$2,800 per device.
- The information systems staff developed a number of technological innovations aimed at providing greater efficiency throughout the office. Efforts include the creation of an electronic data collection card that can be printed in house instead of externally and automating Request for Evidence VAB letters to allow for a one-time automatic generation of more than 4500 e-mails instead of individual execution of each letter.
- The TRIM and final tax roll processes were streamlined to minimize downtime for end users. The time in which employees were unable to work in the tax roll data system was reduced from 5 days in past years to 4 hours.
- The information systems staff will develop an online filing system for Tangible Personal Property returns in FY 2011/12. This will not only help reduce paper usage, but also will streamline processes and provide for easier and more efficient access to data. Staff will develop processes to load TPP returns directly into the PAO's data system from an Excel spreadsheet or Access database.

CITY OF JACKSONVILLE, FLORIDA

COMMERCIAL

FUNCTION:

The Commercial Division assesses all commercial property in Duval County including industrial land, vacant commercial property and property with business, retail, office, multi-family and industrial structures. Commercial appraisers use three standard appraisal methods-the market, cost and income approaches- to determine value. Market data is used to develop parameters for like groups of properties which are applied uniformly and equitably throughout the county.

HIGHLIGHTS:

- The Commercial Appraisal Division renegotiated the vender contract with the Costar Group, an external database service for local commercial and industrial sales. By modifying information provided, the division was able to increase the number of licenses from seven to thirteen at the same contract price.
- The Commercial Appraisal Division reduced its average employee salary by filling vacant positions at lower salary levels while enhancing internal training and the efficiency of work processes. As a result, the Commercial Appraisal Division has continued to maintain a high quality standard and production level.

FIELD OPERATIONS

FUNCTION:

The Field Operations Division physically inspects property in Duval County to ensure that details are correct in the Property Appraiser's date base. Florida law (F.S 193.023) requires all county property appraisers to inspect all property at least once every five years. The division's field appraisers canvas neighborhoods and also respond to customer requests and permits where work is under way or has been completed.

HIGHLIGHTS:

- The Field Operations Division developed and implemented aerial review procedures as a result of changes to state law which allow for the use of image technology as part of the inspection process. In FY 10/11, this resulted in 19,500 aerial reviews of property in Duval County and allowed for the reduction of one (1) position in FY 2011/2012.
- The Field Operations Division (PAFD015) developed and implemented aerial review procedures as a result of changes to state law which allow for the use of image technology as part of the inspection process. In FY 10/11, this resulted in 19,500 aerial reviews of property in Duval County and allowed for the reduction of one (1) position in FY 2011/2012.
- In FY 2011/2012, field appraisers will use iPad tablets for faster and more efficient collection of data. While providing all the same necessary programs and features, the new devices are lighter, more convenient for field use, and significantly less expensive than laptops.

CITY OF JACKSONVILLE, FLORIDA

LAND RECORDS

FUNCTION:

The Land Records Division maintains the inventory of property on every parcel in Duval County. The division updates property maps and ownership information by monitoring all recorded documents for changes in ownership status. This includes sales and transfers of ownership. The county's property maps change when the composition of the land changes and the division's cadastralists adjust them accordingly.

HIGHLIGHTS:

- The Land Records Division has maintained, and will continue to update county property records within 5 days following the recording of a Lot and Block property transfer with the Clerk of the Courts.
- In FY 10/11, the Land Records Division began scanning correction and back assessment packages in an effort to reduce paper usage and duplication costs as well as reduce needed storage space and equipment.
- The Land Records Division developed a number of queries in FY 10/11 which allowed for a higher overall level of data quality and consistency. In addition to tax roll data updates, system maps were also reworked to reflect new zoning classifications and other changes. Efforts to ensure accuracy in property maps and data will continue in FY 2011/12. This includes a heightened focus on the identification of submerged lands and bringing older subdivisions to current GIS standards.

PERSONAL RECORDS

FUNCTION:

The Personal Records Division (Tangible Personal Property Division) is responsible for assessing all business assets other than real estate in Duval County. Florida law requires businesses to report and pay taxes on tangible property such as office furniture and equipment, tools, machinery and leased equipment. Owners of rental property must also report assets such as furniture and appliances. The division sends out annual returns to businesses and determines value based on costs of assets and state guidelines which utilize depreciation factors.

HIGHLIGHTS:

- In an effort to further automate processes, the Tangible Personal Property Division trained four (4) appraisers in Excel and Access software in FY 2010/11. This enabled appraisers to review and rework more than 3,000 accounts in Excel for the 2011 Tax Roll. The TPP division will continue to request and utilize information in these formats to further increase accuracy and consistency for the 2012 Tax Roll and future rolls.
- The division consolidated approximately 500 wireless telecommunication carrier accounts into taxing districts saving significant staff time, enhancing quality control and providing greater equity in appraisal.
- In FY 2011/12, the Tangible Personal Property Division will utilize the query process and automate more clerical processes to further enhance efficiency.
- In FY 2011/2012, TPP field appraisers will use iPad tablets for faster and more efficient collection of data. While providing all the same necessary programs and features, the new devices are lighter, more convenient for field use, and significantly less expensive than laptops.

CITY OF JACKSONVILLE, FLORIDA

RESIDENTIAL

FUNCTION:

The Residential Division is responsible for assessing all developed residential property with single family homes, multifamily properties up to (9) nine units, mobile homes and condominiums as well as vacant residential land and agriculture land. The division's appraisers determine fair market value for all residential property in Duval County using computer modeling and standardized appraisal techniques that consider market trends and factors such as property features and conditions.

HIGHLIGHTS:

- In FY 2010/2011, the Residential Appraisal Division was again able to increase the number of properties mass appraised through the utilization of standardized methods and streamlined processes, and continued to respond to increases in both requests for informal reviews of property values as well as formal protests before the Value Adjustment Board.
- In FY 2010/11, geographic areas of responsibility were instituted for residential appraisers allowing them to become more familiar with all residential properties in their assigned area regardless of type. The reorganization and delineation of neighborhoods will continue in FY 2011/12 to further promote uniformity and equity in appraisal.
- In FY 2011/12, the Residential Appraisal Division will utilize existing technology to automate certain clerical activities in order to further improve efficiency.

RECORDS MANAGEMENT

FUNCTION:

The Records Management Division (Customer Service/Exemptions Division) assists customers who call and e-mail the Property Appraiser's Office as well as those who come into the office for service. The division is responsible for processing all exemption applications as well as notifying citizens who are eligible to file for homestead and other exemptions. The division's customer service representatives explain the tax roll and various documents upon the customer's request. The division also represents the Property Appraiser's Office at community workshops to educate citizens on the Property Appraisers' Office processes and services.

HIGHLIGHTS:

- The Customer Service/Exemptions Division implemented a new On-Line Homestead Exemption Application in May 2011 allowing taxpayers to apply for exemptions without visiting the office. In the first 6 months, more than 1,240 customers applied for exemptions online.
- The Customer Service/Exemptions Division targeted homestead exemption abuse through the Exemption Abuse Hotline, field inspections and other efforts. As a result of verifying exemption abuse, the division processed liens for more than \$1.4 million. More than \$681,000 has been repaid as of October 2011.
- In FY 2011/12, the division will continue to address exemption abuse by utilizing products offered by the private sector to aid in the discovery of possible fraud. In addition, the division will work with other government agencies to seek vital information such as death records to assist in identifying exemption ineligibility.

CITY OF JACKSONVILLE, FLORIDA

PUBLIC DEFENDER

DEPARTMENT VISION:

To support the ideals and intentions of the United States and Florida Constitutions.

DEPARTMENT MISSION:

To provide competent legal representation, when appointed by the Court, to indigent persons charged with or arrested for felony offenses, misdemeanors, violation of a municipal ordinance, alleged to be a delinquent, or subject to involuntary civil commitment under the provisions of the Sexual Predator Civil Commitment Act.

CITY OF JACKSONVILLE, FLORIDA

PUBLIC DEFENDER

DEPARTMENTAL EXPENDITURES	FY 10 Actual	FY 11 Budget	FY 12 Approved	Dollar Change	Percent Change
011 GENERAL FUND - GSD	944,146	936,989	1,013,642	76,653	8.2%
15U RECORDING FEES TECHNOLOGY	442,771	344,704	380,078	35,374	10.3%
TOTAL DEPARTMENTAL EXPENDITURES	1,386,916	1,281,693	1,393,720	112,027	8.7%

CITY OF JACKSONVILLE, FLORIDA

DIVISIONAL FUNCTION AND HIGHLIGHTS

PUBLIC DEFENDER

FUNCTION:

To provide competent legal representation, when appointed by the court, to indigent persons charged with or arrested for felony offenses, misdemeanors, violation of a municipal ordinance, alleged to be a delinquent, or subject to involuntary civil commitment under the provisions of the Sexual Predator Civil Commitment Act.

HIGHLIGHTS:

- Reduced revenue expenditures by increasing the efficiency of the Public Defender's Office operation through the implementation of a digital imaging system which provides secure archival of records and immediate access of client files in the courtroom.
- Increased the efficient representation of our clients by increasing the number of video conferencing units in the jail, reducing attorney travel time and increasing productivity.
- Partnered with other city and community agencies to provide the Vision for Excellence Summer Camp which provided unique mentoring and educational experiences in the legal field for children with the ultimate goal of juvenile crime.
- Reduced the burden on the taxpayers by initiating an early move into permanent office space, despite the inconvenience to staff. This early relocation saved the City of Jacksonville an estimated minimum of \$500,000.

CITY OF JACKSONVILLE, FLORIDA

PUBLIC HEALTH

DEPARTMENT VISION:

A healthier future for the people of Greater Jacksonville, Florida.

DEPARTMENT MISSION:

To promote, protect, and improve the health of all people in Greater Jacksonville, Florida. We serve culturally diverse families and individuals of all ages in Duval County. Our fundamental responsibility is to serve the entire community and all populations, but we particularly focus on addressing health disparities in communities that have disproportionately higher rates of infant mortality, diabetes, heart disease and other issues.

CITY OF JACKSONVILLE, FLORIDA

PUBLIC HEALTH

DEPARTMENTAL EXPENDITURES	FY 10 Actual	FY 11 Budget	FY 12 Approved	Dollar Change	Percent Change
011 GENERAL FUND - GSD	281,497	769,049	957,789	188,740	24.5%
TOTAL DEPARTMENTAL EXPENDITURES	281,497	769,049	957,789	188,740	24.5%

CITY OF JACKSONVILLE, FLORIDA

DIVISIONAL FUNCTION AND HIGHLIGHTS

PUBLIC HEALTH UNIT

FUNCTION:

To continually improve the health and environment of the community through the provision of medical, social services and environmental services and the creation and support of community partnerships.

HIGHLIGHTS:

- The provision of public health services in Duval County over the past several years has been challenging due to reductions in both state and local resources.
- Between fiscal years 2009-10 and 2010-11 discretionary general revenue declined from \$9.3 million to \$8.6 million, or 7.5 percent.
- During the period from FY 05 to FY 08, local revenues for the department declined from \$3 million to \$442,000 and has remained at this level ever since.
- Duval County currently ranks last of 67 counties in per capita local revenue funding to the Duval County Health Department.
- To deal with this loss in revenue, the health department has had to close two clinics and go through three separate employee layoffs.
- The major sources of these revenues has resulted in a greater reliance on Medicaid funding which, because of the conditions accompanying these funds, limits our flexibility to respond to unique problems in the local general population.

CITY OF JACKSONVILLE, FLORIDA


PUBLIC LIBRARY

DEPARTMENT VISION:

To make the Jacksonville Public Library a nationally recognized library system where customers can find professional services, such as reference assistance; useful and accurate information; quality ready, listening, and viewing materials; excellent educational and literacy programming; and free access to electronic technology. Start Here. Go Anywhere!

DEPARTMENT MISSION:

To connect people with ideas that enlighten, encourage, inspire, enrich, and delight.



CITY OF JACKSONVILLE, FLORIDA

Jacksonville Public Libraries

SERVICES/MEASURES	FY 10 Historical	FY 11 Estimated	FY 12 Projected
Inputs			
\$ amount of budget	\$ 41,335,723	\$ 39,356,850	\$ 38,355,011
# FTE	363	353	352
Workload/Demand			
Circulation	9,087,192	8,747,754	8,800,000
Efficiency			
E-Library Circulation	56,061	101,512	141,120
Effectiveness			
Overall Customer Satisfaction Survey system score	8.7	8.8	8.8
Gate Count	5,029,115	4,863,746	4,692,949

CITY OF JACKSONVILLE, FLORIDA

PUBLIC LIBRARIES

DEPARTMENTAL EXPENDITURES	FY 10 Actual	FY 11 Budget	FY 12 Approved	Dollar Change	Percent Change
011 GENERAL FUND - GSD	41,335,723	39,602,759	38,213,875	-1,388,884	-3.5%
15W LIBRARY CONFERENCE FACILITY TRUST	0	140,800	141,136	336	0.2%
TOTAL DEPARTMENTAL EXPENDITURES	41,335,723	39,743,559	38,355,011	-1,388,548	-3.5%

CITY OF JACKSONVILLE, FLORIDA

DIVISIONAL FUNCTION AND HIGHLIGHTS

PUBLIC LIBRARIES

FUNCTION:

The Jacksonville Public Library's mission is to connect people with ideas that enlighten, encourage, inspire, enrich, and delight; to bring people together with the information and educational and cultural experiences that they want and need.

HIGHLIGHTS:

- The Library completed an in-depth capacity study and presented recommendations to the Mayor and City Council on the capacity of JPL to provide services in a rapidly changing information environment given reduced funding. The Library Board of Trustees will focus on five priority recommendations:
 - Delivery of Information
 - Facilities Maintenance
 - Locations for better service
 - Library Revenues and Sustainable Funding
 - Staffing for maximum efficiency
- The Jacksonville Public Library anticipates the following achievements in FY 12
 - 4.7 million people will visit the library.
 - 8.7 million items will be circulated.
 - 205,000 children, teens and adults will attend programs at the Jacksonville Public Library.
- The General Fund budget was reduced \$1.3 million from the prior year, with a significant reduction in Salaries. This will require the library to reorganize and sustain operations in the future with a staff of approximately 25 fewer full time positions than was authorized by council.
- The overtime budget was cut by \$200,000 and Sunday work hours were made part of the regular work week schedule. Sunday hours were reduced from five hours to four hours for the five branches that are open on Sundays but extended to all 12 months of the year at all five locations.
- Library hours at nine regional branches will be reduced by two hours a week by opening two hours later on Wednesdays. The changes related to service hours were made to accommodate fewer overall staff and the elimination of overtime hours to extend the work week.
- The budget provides for continued services at all 21 current library locations.

CITY OF JACKSONVILLE, FLORIDA

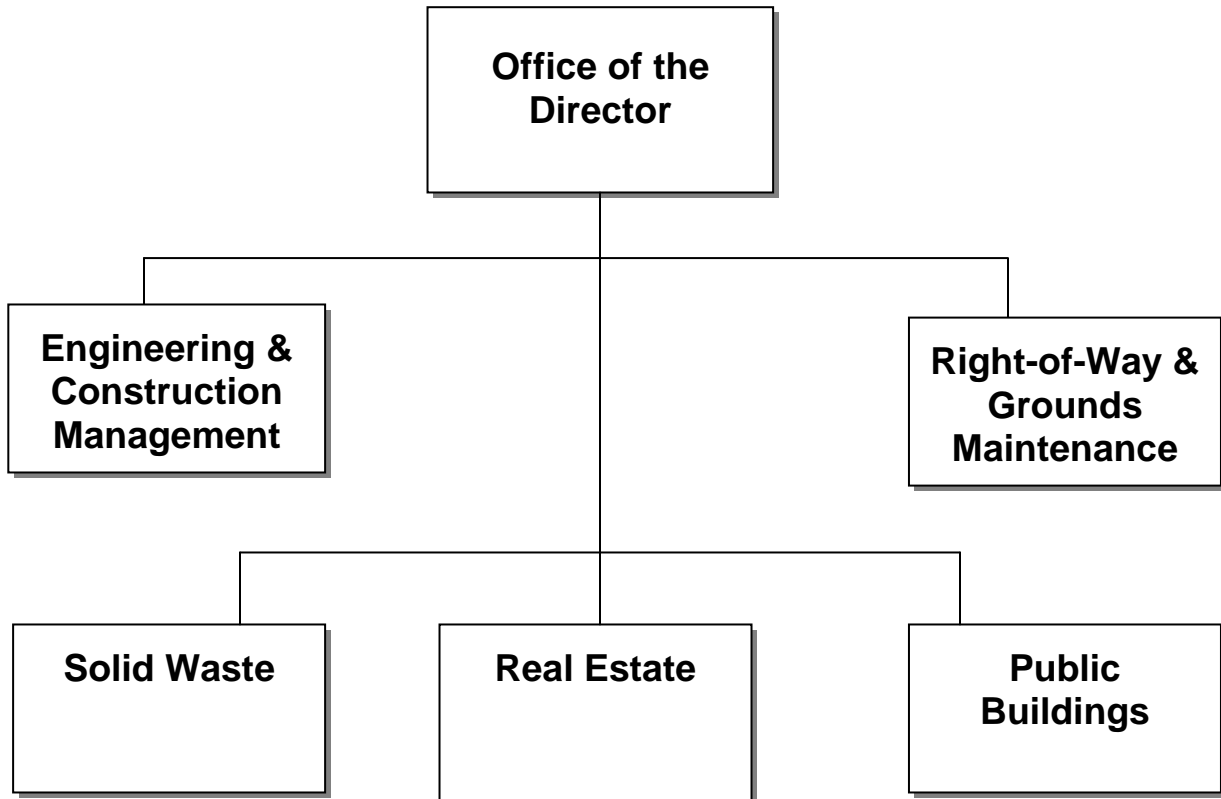
DEPARTMENT OF PUBLIC WORKS

DEPARTMENT VISION:

We shall continuously provide safe, timely, and cost effective infrastructure improvements to accommodate the growth of our community. We shall utilize the latest technology to reduce costs while increasing productivity. We shall conduct our operations in a manner that is sensitive to the environment.

DEPARTMENT MISSION:

To maintain and enhance our City's infrastructure with dependable, professional and willing employees who are committed to excellence in customer service and satisfaction.



**CITY OF JACKSONVILLE, FLORIDA
PUBLIC WORKS**

SERVICES/MEASURES	FY 10 Historical	FY 11 Estimated	FY 12 Projected
<u>Division - ROW and Grounds Maintenance:</u>			
PARK MOWING			
<i>Inputs</i>			
\$ amount of budget (contracted mowing)	\$ 3,367,234	\$ 2,153,657	\$ 1,584,000
# of FTE (City)	11	11	11
<i>Workload/Demand</i>			
# of acres for active parks	7,980	7,980	7,980
# of acres for passive parks	64,074	64,074	64,074
# of cuts annually for active parks	36	23	18
# of cuts annually for passive parks	21	21	21
<i>Efficiency</i>			
\$ for in-house park mowing per acre by Parks Maintenance	\$ 13.25	\$ 20.52	\$ 20.52
\$ for maintenance per acre of parks	\$ 26.71	\$ 33.84	\$ 35.00
% of parks mowed weekly by Parks Maintenance	100%	100%	100%
% of parks mowed weekly by contractors	100%	50%	34%
<i>Effectiveness</i>			
# of CARE's received monthly for Parks Maintenance	93	57	60
ROW MOWING			
<i>Inputs</i>			
\$ amount of budget (contracted mowing)	\$ 4,271,610	\$ 3,893,236	\$ 3,688,000
# of FTE (City)	11	11	11
<i>Workload/Demand</i>			
# of urban ROW acres maintained	940	1,064	1,064
# of suburban ROW acres maintained	2,100	1,876	1,876
# of rural ROW acres maintained	1,063	982	982
# of mowing cycles annually for urban ROW	12	12	12
# of mowing cycles annually for suburban ROW	8	8	8
# of mowing cycles annually for rural ROW	4	4	4
<i>Efficiency</i>			
\$ average per acre of ROW mowed by contractors	\$ 81.59	\$ 83.67	\$ 86.18
<i>Effectiveness</i>			
# of CARE's received monthly for weeds/ brush/ mowing	126	86	95
STORMWATER MAINTENANCE			
<i>Inputs</i>			
\$ amount of budget	\$ 15,650,464	\$ 17,679,147	\$ 18,284,785
# of FTE	196	200	200
<i>Workload/Demand</i>			
# of inlet/outlet/manholes	77,360	55,093	56,000
# of ditch miles to maintain	6,000	6,000	6,000
# of mechanical inlet/outlet cleaned per month	791	929	929

**CITY OF JACKSONVILLE, FLORIDA
PUBLIC WORKS**

SERVICES/MEASURES	FY 10 Historical	FY 11 Estimated	FY 12 Projected
# of ditch miles maintained monthly	35	34	34
Efficiency			
\$ average per ditch mile cleaned	\$ 5,464.60	\$ 4,032.36	\$ 4,100.00
\$ average for mechanical inlet/outlet cleaning	\$ 18.55	\$ 24.93	\$ 25.00
TRAFFIC SIGNALS			
Inputs			
\$ amount of budget	\$ 2,717,339	\$ 2,148,173	\$ 2,250,769
# of FTE	24	23	23
Workload/Demand			
# of signals maintained by Traffic Engineering	1,147	1,278	1,300
Efficiency			
\$ for signal repair **	\$ 2,516,405	-	-
Average signal repair response time (minutes)	45	35	35
Effectiveness			
# of CARE's received monthly for traffic signal malfunctions	600	386	400
ROAD MAINTENANCE			
Inputs			
\$ amount of budget	\$ 707,415	\$ 707,114	\$ 693,828
# of FTE	12	12	12
Workload/Demand			
# of roadway miles to maintain	3,625	3,640	3,655
# of requests for road surface potholes patched	2,464	953	1,050
# of requests for sidewalk maintenance	940	739	800
# of sport fields maintained	445	446	446
# of landscape acres to maintain	26	27	38
Efficiency			
\$ average for pothole patch	\$ 39.50	\$ 49.75	\$ 51.00
% of road surface potholes patched within time of notification	100%	98%	100%
Effectiveness			
# of CARE's received monthly for pothole repair.	215	79	125
Division - Public Buildings:			
FACILITIES MAINTENANCE			
Inputs			
\$ amount of budget	\$ 37,878,236	\$ 33,111,523	\$ 38,853,348
# of FTE	144	135	147
Workload/Demand			
# of square footage for Government Administration Facilities	1,258,995	1,291,744	2,331,744
# of square footage for Fire Stations	346,187	385,075	385,075
# of square footage for Libraries	735,157	864,633	864,633

**CITY OF JACKSONVILLE, FLORIDA
PUBLIC WORKS**

SERVICES/MEASURES	FY 10 Historical	FY 11 Estimated	FY 12 Projected
# of square footage for Recreation/Community/Senior centers	879,645	942,444	942,444
# of square footage requires cleaning (cleaned by Public Buildings)	2,630,000	3,029,733	3,769,733
# of square footage requires repair (repaired by Public Buildings)	7,416,725	7,647,888	8,687,888
# of Maximo work orders issues received yearly	16,000 <	15,875 <	16,000 <
Efficiency			
\$ of cleaning per square foot, as maintained by Public Buildings (average)	\$ 0.87	\$ 0.87	\$ 0.87
\$ of repair per square foot, as maintained by Public Buildings (average)	\$ 1.97	\$ 2.29	\$ 2.03
# of days from reported to repair high priority items	2	4	3
# of days from reported date of oldest work order not completed (average) **	132	-	-
% of work orders received completed in 5 business days	70%	74%	72%
# of recordable lost time injuries.	1	1	1
Effectiveness			
# Maximo of complaints for janitorial services per location	3 per day >	2 per day>	3 per day>
\$ Energy increase/decrease over past year (electricity only)	8% Increase	2% Increase	8% Increase

Division - Solid Waste:

COLLECTION AND DISPOSAL

Inputs

\$ amount of budget	\$ 71,146,379	\$ 72,468,809	\$ 76,916,737
# of FTE	132	132	132

Workload/Demand

# of City collection premises	50,957	50,919	50,969
# of contract collection premises	206,598	209,031	210,388
Annual landfill tons	722,782	698,295	734,340
Total tonnage collected for hazardous waste	628	411	453
Total tonnage collected for litter abatement	524	383	611
Total tonnage for illegal dumping	2,453	2,006	2,012

Efficiency

Average resolution time for collections	89%	90%	90%
\$ per premise City (average)	\$ 14.02	\$ 12.75	\$ 13.69
\$ per premise contract haulers (average)	\$ 14.66	\$ 14.01	\$ 14.62
# of validated missed collection complaints for contract routes	5,479	6,643	6,643
# of validated missed collection complaints for City routes	2,135	2,029	2,029
# of recordable lost time injuries	5	6	6

Effectiveness

Annual landfill revenue	\$ 20,254,256	\$ 19,632,383	\$ 20,197,642
Annual franchise revenue	\$ 7,295,796	\$ 7,013,590	\$ 7,347,500
Total City collections costs	\$ 8,169,982	\$ 7,185,534	\$ 7,737,555
\$ Total contract cost for refuse collection	\$ 29,151,380	\$ 28,028,748	\$ 25,895,287
Average sale price per ton of recovered recyclable material	\$ 20.00	\$ 41.07	\$ 41.07

**CITY OF JACKSONVILLE, FLORIDA
PUBLIC WORKS**

SERVICES/MEASURES	FY 10 Historical	FY 11 Estimated	FY 12 Projected
Annual gas payment revenue	\$ 433,828	\$ 358,365	\$ 388,259

Division - Real Estate:

Inputs

\$ amount of budget	\$ 807,180	\$ 635,744	\$ 973,228
# of FTE	15	13	10

Workload/Demand

# of ROW acquisition for BJP **	300	-	-
# of ROW acquisition for drainage	125	96	80
# of leased/licensed properties managed	118	113	120
# of production units (parcels per agent) annually	55	117	70
# of surplus parcels processed *	-	344	320
# of closures processed *	-	29	36
# of parcels inventoried *	-	540	500
# of parcels investigated *	-	408	300

Efficiency

% of available tax reverted parcels disposed per year	75%	None	100%
% of City purchases of property that are equal to or less than appraised value ***	65%	100%	95%
% of property rights acquired by eminent domain	15%	None	5%
% of property rights voluntarily acquired	85%	100%	95%

Effectiveness

Revenue generated from leased/licensed property	\$ 346,989	\$ 596,432	\$ 551,323
Lease rate per square foot (equal or exceed market rate)	\$ 20	\$ 20	\$ 20

Division - Engineering and Construction Management:

DESIGN

Inputs

\$ amount of budget	\$ 902,726	\$ 781,411	\$ 862,289
# of FTE	12	12	12

Workload/Demand

# of projects	53	53	97
---------------	----	----	----

Efficiency

% of projects designed within budget	81%	88%	90%
--------------------------------------	-----	-----	-----

Effectiveness

% of projects meeting schedule	77%	82%	85%
--------------------------------	-----	-----	-----

TRAFFIC STUDIES

Inputs

\$ amount of budget	\$ 361,691	\$ 325,588	\$ 359,287
# of FTE	5	5	5

**CITY OF JACKSONVILLE, FLORIDA
PUBLIC WORKS**

SERVICES/MEASURES	FY 10 Historical	FY 11 Estimated	FY 12 Projected
<i>Workload/Demand</i>			
# of traffic Warrant studies			
- # of signal/sign studies completed	7	41	45
- # of signal/sign studies pending	21	4	5
- # traffic calming studies completed	11	10	20
- # traffic calming studies pending	20	6	8
<i>Efficiency</i>			
\$ per traffic warrant study			
- cost per signal/sign study	\$ 6,325	\$ 4,367	\$ 4,500
- cost per traffic calming study	\$ 2,200	\$ 1,673	\$ 1,700

CONSTRUCTION

<i>Inputs</i>			
\$ amount of budget	\$ 1,669,443	\$ 1,237,233	\$ 1,365,290
# of FTE	22	19	19
<i>Workload/Demand</i>			
# of contracts managed	140	116	120
<i>Efficiency</i>			
% of projects completed on time	100%	99%	95%
% of engineering cost compared to total construction cost	18.0%	2.0%	6.0%
% of design cost compared to total construction cost	16.0%	19.3%	19.0%
% of contract value related to Change Orders	3.6%	8.8%	9.0%
% of Change Orders, per project, that are discovered during the construction phase (Errors & Omissions)	0.1%	0.1%	0.3%
% of Change Orders, per project, that are discovered during the construction phase (Unforeseen Conditions)	3.5%	5.0%	8.0%
% increase in number of days required for completed construction contracts over original contract days	17.9%	16.8%	15.0%
# of recordable lost time injuries.	21	21	3

* = Represents new metric in FY2010 - 2011.

** = Represents metric that is no longer tracked.

*** = Florida eminent domain law requires the City of Jacksonville to negotiate "in good faith" on all real property acquisitions. Accordingly, the City obtains appraisals at the commencement of a project and offers property owners the appraised value. Since appraisals are not accurate determinations of value, but rather "opinions" of value, the owner has the right by Florida law to seek their own appraisal at the City's expense. This process leads to "good faith" negotiations. As a result, the Real Estate Division keeps track of these percentages as a management tool and analysis; however, it should be noted that these percentages do not represent performance measurement in the context of production goals.

CITY OF JACKSONVILLE, FLORIDA

PUBLIC WORKS

DEPARTMENTAL EXPENDITURES	FY 10 Actual	FY 11 Budget	FY 12 Approved	Dollar Change	Percent Change
011 GENERAL FUND - GSD	78,997,836	79,769,323	81,472,297	1,702,974	2.1%
141 STREETS & HIGHWAYS 5-YEAR ROAD P	3,755,582	782,195	493,225	-288,970	-36.9%
143 LOCAL OPTION GAS TAX	28,269,053	27,816,902	29,051,991	1,235,089	4.4%
15F TREE PROTECTION FUND	2,007,704	101,972	81,614	-20,358	-20.0%
15T COURT COST COURTHOUSE TRUST	912,588	278,222	1,028,575	750,353	269.7%
1D1 HUGUENOT PARK	116,541	116,152	121,419	5,267	4.5%
1D2 KATHRYN A HANNA PARK	278,273	298,229	322,520	24,291	8.1%
1F4 BEACH EROSION - LOCAL	32,041	0	0	0	
311 1983 CAPITAL IMPROV REV CONSTRUCT	0	54,000	0	-54,000	-100.0%
31F 1988 CAPITAL IMPROV REV CONSTRUCT	0	89,000	0	-89,000	-100.0%
31O 2001B EXCISE TAXES REV BONDS	0	1,658,000	0	-1,658,000	-100.0%
31P 2002 GUAR ENTITLEMENT CONSTR	0	105,000	288,418	183,418	174.7%
31Q 2003B EXCISE TAXES REV BONDS	0	396,000	0	-396,000	-100.0%
31R 1999A EXCISE TAXES REV BOND	0	50,000	59,158	9,158	18.3%
31S 2002A EXCISE TAXES REV BOND	0	92,000	0	-92,000	-100.0%
31W 2002B EXCISE TAXES REV BOND(SHAND	0	722,000	37,412	-684,588	-94.8%
322 GENERAL CAPITAL PROJECTS	197,431	0	0	0	
327 AUTHORIZED CAPITAL PROJECTS	24,911,320	0	603,372	603,372	
328 2010 AUTHORIZED CAPITAL PROJECTS	65,834,415	0	990,479	990,479	
329 2011 AUTHORIZED CAPITAL PROJECTS	0	108,293,066	0	108,293,066	-100.0%
32A 2012 AUTHORIZED CAPITAL PROJECTS	0	0	13,578,960	13,578,960	
341 RIVER CITY RENAISSANCE BD CONSTRU	0	1,170,540	142,304	-1,028,236	-87.8%
362 ETR BOND LOAN FUND (PROTON BEAM)	0	0	1,094,164	1,094,164	
363 2004 EXCISE TAXES REV BOND	0	2,163,460	2,836,488	673,028	31.1%
364 ETR BONDS, RIVER CITY MARKETPLACE	0	0	143,990	143,990	
441 SOLID WASTE DISPOSAL	64,093,444	62,617,095	60,940,363	-1,676,732	-2.7%
442 CONTAMINATION ASSESSMENT	171,241	846,442	925,632	79,190	9.4%
443 LANDFILL CLOSURE	2,339,561	7,893,997	13,581,911	5,687,914	72.1%
445 SOLID WASTE FACILITIES MITIGATION	38,014	0	0	0	
461 STORMWATER SERVICES	16,766,074	17,679,147	18,284,785	605,638	3.4%
462 STORMWATER SERVICES - CAPITAL PR	9,099,571	20,663,674	27,060,726	6,397,052	31.0%
TOTAL DEPARTMENTAL EXPENDITURES	297,820,687	333,656,416	253,139,803	-80,516,613	-24.1%

CITY OF JACKSONVILLE, FLORIDA

DIVISIONAL FUNCTION AND HIGHLIGHTS

ENGINEERING AND CONSTRUCTION MANAGEMENT

FUNCTION:

The Engineering and Construction Management Division is responsible for planning and designing public works projects for various City-owned projects to all requiring agencies of the central government, independent agencies, and to the general public as a whole. The duties and responsibilities of the Division are accomplished within specialty sections.

The Architectural/Structural Section is responsible for improvements to public buildings, fire stations, bridges and community centers. The Construction Management section manages and inspects construction contracts for various City-owned projects. The Paving and Drainage Design Section is responsible for drainage-improvement projects, accessways, miscellaneous roadway improvements, curb and gutter petition projects, special assessment dredge projects, septic tank phase-out projects and town centers. The Parks Design Section is responsible for improvements to City parks including, restroom facilities, concession stands, sports fields and landscape improvements.

HIGHLIGHTS:

- Complete construction of two (2) new fire stations using Design/Build approach.
- Complete the design of four (4) new stormwater drainage-improvement projects.
- Adopt new FEMA floodplain maps.
- Complete the City's new Master Stormwater Management Plan to identify and document future stormwater utility drainage-improvement projects.

ROW AND GROUNDS MAINTENANCE

FUNCTION:

The ROW and Grounds Maintenance Division plans, builds and maintains the streets, highways and drainage facilities and their landscapes. The Division also provides and maintains street lighting, traffic signals and control devices, including railroad crossings, and landscaping at public buildings, streets, parks and other public sites. The Division is responsible for maintaining 6,000+ linear miles of drainage ditches in addition to countless stormwater ponds, curbs, inlets, culverts and stormwater facilities.

HIGHLIGHTS:

- Maintain approximately 3,640 miles of county roadways to include restriping, sidewalks and 137 acres of associated landscape.
- Maintain the grounds of 412 parks and community centers, including 434 sports fields, totaling over 79,187 acres of land.
- Maintain 6,000 miles of ditches, 55,093 stormwater inlets and structures, 1,175 miles of storm drain pipes and 180 retention ponds.
- Maintain 1,278 traffic signals, having the goal of a 35 minute average response time to repair.

CITY OF JACKSONVILLE, FLORIDA

OFFICE OF THE DIRECTOR

FUNCTION:

The Office of the Director oversees five (5) Divisions: Engineering and Construction Management, Public Buildings, Real Estate, ROW and Grounds Maintenance, and Solid Waste. To this end, the Office of the Director establishes departmental policies and procedures and provides financial, managerial, and administrative support to meet specific division goals, as well as collective departmental goals.

The Office of the Director manages the Stormwater Management Utility and the associated capital projects along with the administration of the fees and processing of applications for residential and non-residential fee exemptions. The Director of Public Works serves as the Director of the Stormwater Management Utility. In terms of the Better Jacksonville Plan (BJP), the Office of the Director manages various roadway and drainage improvement projects.

HIGHLIGHTS:

- Oversee the construction and occupancy of the new Duval County Courthouse – estimated completion May 2012.
- Oversee multiple capital projects funded as part of a five-year Capital Improvement Program (CIP) including BJP Projects.
- Continually evaluate and oversee the utilization of public facilities in an effort to maximize use of City-owned space and reduce external lease costs.
- Continually evaluate departmental Performance Measures for effectiveness and efficiencies to ensure targeted outcomes.

PUBLIC BUILDINGS

FUNCTION:

The Public Buildings Division provides security, custodial and maintenance services for all public buildings including the maintenance of park rest rooms, concession stands, play ground equipment and other structures within the parks system. The Division also manages the utilities for all city facilities, parks, and right-of-ways, excluding street lights. To that end, the Division maintains all of the HVAC, plumbing, electrical and any other maintenance required to approximately 800 buildings and structures totaling over eight million square feet. Notable public buildings include City Hall at St. James, City Hall Annex, Ed Ball Building, Jake Godbold Building, Duval County Courthouse Complex, and the Police Memorial Building. In addition, the Division, in conjunction with the Real Estate Division, maintains records of buildings leased from or by the City.

HIGHLIGHTS:

- Continue the City's "Green Initiative" via the lighting and plumbing retrofit program in an effort to reduce energy consumption and costs.
- Continue implementation of a park lighting energy management system and park lighting relamp/energy conservation at various active park locations.
- Oversee multiple capital projects funded as part of a five-year Capital Improvement Program.
- Phase-out septic systems at three (3) locations and connect to the sewer system.
- Perform restroom renovations and upgrades to various active park facilities.
- Facility improvements to various community and senior centers.

CITY OF JACKSONVILLE, FLORIDA

REAL ESTATE

FUNCTION:

The Real Estate Division manages the financial aspects of the City's real estate holdings in terms of acquisition, representation thereof, appraisals, disposals, inventories, usage assessments and other related functions. In addition, the Division, in conjunction with Public Buildings Division, maintains records of buildings leased from or by the City.

HIGHLIGHTS:

- Acquire real estate and real estate rights for various right-of-way and drainage projects.
- Conduct public auction(s) for surplus properties in an effort to reduce the City's surplus property inventory and maintenance costs while generating revenues through Ad Valorem taxes.
- Secure legislation to surplus and dispose of all Ash Remediation Program parcels.
- Negotiate third-party leases for governmental agencies.
- Close and vacate right-of-ways for various applications.
- Inventory parcels acquired by the City.

SOLID WASTE

FUNCTION:

The Solid Waste Division manages, in an environmentally and economically sound manner, solid waste generated, transported, or stored in the county from public and private entities including the monitoring and collection of litter and illegal dumping along streets and public rights-of-way. The Division also oversees the assessment and remediation of numerous former unlined dumps sites throughout Duval County. In terms of landfills, the Division supervises ongoing closures and post closures of six (6) closed landfills and an active Class I landfill (Trail Ridge Landfill). Mitigating the effects of permitting and monitoring Construction & Demolition (C & D) landfills are additional functions of the Division as well as educating the general public on issues surrounding solid waste, recycling and hazardous waste.

HIGHLIGHTS:

- Southland Waste Systems of Jacksonville to implement an automated pilot project for residential garbage pick-up in their service area.
- The 200-acre Trail Ridge Borrow Pit is fully operational.
- Permit the remaining 300-acres of the borrow pit property parcel for use as final cover for the upcoming final cap on the current waste hill.
- The environmental permit application for the 923-acre Trail Ridge Landfill Expansion project north of the current hill is set for February 2012.
- Approximately 60-acres of the current hill at the Trail Ridge Landfill will have final cap placement.
- Rehabilitation of the current methane gas collection system at the Trail Ridge Landfill is expected to facilitate increased gas production for the waste to energy plant expansion.

CITY OF JACKSONVILLE, FLORIDA

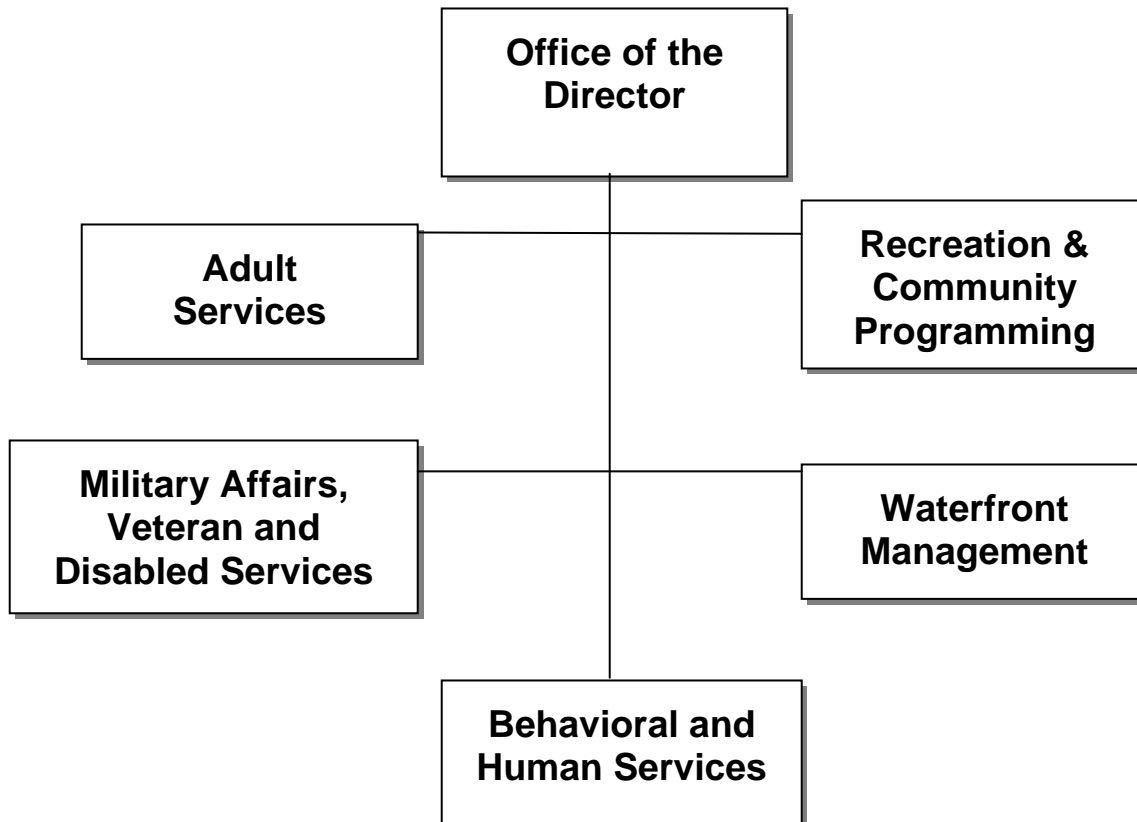
RECREATION & COMMUNITY SERVICES

DEPARTMENT VISION:

Enhance the quality of life in Jacksonville by creating community through people, parks and programs.

DEPARTMENT MISSION:

To promote the health and well-being of all residents by providing services, recreational opportunities and creating a safety net for vulnerable populations.



CITY OF JACKSONVILLE, FLORIDA

RECREATION AND COMMUNITY SERVICES

SERVICES/MEASURES	FY 10 Historical	FY 11 Estimated	FY 12 Projected
<u>County Extension Office</u>			
<i>Inputs</i>			
\$ amount of budget	\$ 991,291	\$ 1,075,429	\$ 1,041,110
# of FTE	7	5	6
<i>Workload/Demand</i>			
# of Education Contact by Agents	102,500	156,000	156,000
# of Education programs held annually	1,389	1,650	1,650
# of Success Stories and Achievements	110	122	125
# of Volunteer Hours Donated	36,243	42,051	44,400
# of Education Contacts by Volunteers	164,268	190,491	190,850
\$ Value of Volunteer Hours donated	\$ 755,666	\$ 876,763	\$ 925,740
<i>Effectiveness</i>			
% of Participants Surveyed showing an increase of: knowledge, skills, attitudes, or practice change	92%	92%	92%
<u>DAWN and YouthBuild</u>			
<i>Inputs</i>			
\$ amount of budget	\$ 332,676	\$ 548,471	\$ 529,858
# of FTE	7	7	7
<i>Workload/Demand</i>			
# of participants in Dawn	30	55	60
# of participants in YouthBuild	85	89	95
<i>Efficiency</i>			
% of contracts which are deemed noncompliant at time of application	0%	0%	0%
% of grant dollars funded vs dollars requested	57%	66%	66%
% of ex-offenders provided referrals for housing & employment	40%	60%	65%
<i>Effectiveness</i>			
Increase grade level per participant in the DAWN & YouthBuild programs	2	2	2
Increase the number of DAWN participants passing the GED	15	23	25
Increase the number of low-income homes built/renovated by YouthBuild participants	71	80	50
Increase the number of YouthBuild participants passing the GED Exam.	38	11	15
<u>Ritz Theater</u>			
<i>Inputs</i>			
\$ amount of budget	\$ 859,002	\$ 940,644	\$ 950,743
# of FTE	7	7	7
<i>Workload/Demand</i>			
# of annual community outreach programs			25*
# of monthly Ritz Theater events	8	5	5
# of staff hours used to produce monthly Ritz Theater events		3,623	3,623
# of Annual ticketed Ritz Theater events	40	38	38
# of new facility rental leases obtained annually at Ritz Theater	15	16	18
# of school related fields trips per month to Ritz Theater	35	2	4
<i>Efficiency</i>			
% increase of attendees to art, cultural & heritage events at Ritz Theater	95%	10%	10%

CITY OF JACKSONVILLE, FLORIDA

RECREATION AND COMMUNITY SERVICES

SERVICES/MEASURES	FY 10 Historical	FY 11 Estimated	FY 12 Projected
% increase of attendees to enrichment & self awareness programs at Ritz Theater	85%	20%	20%
% increase of attendees to monthly literary events at Ritz Theater	25%	15%	30%
% increase of patrons to ticketed events Ritz Theater	20%	10%	10%
Total # of public/private dollars leveraged annually for Ritz Theater	\$ 250,000	\$ 25,982	\$ 30,000
* - This is a new measure for FY12			

Special Events

Inputs

\$ amount of budget	\$ 3,638,450	\$ 3,155,718	\$ 2,873,487
# of FTE	15	15	15

Workload/Demand

# of special events	50	50	34
# of event website visits	350,000	2,000,000	2,000,000

Efficiency

Avg. customer satisfaction score for special event	95%	95%	90%
Annual increase in dollars allocated to non-profits through their event participation each year	\$ 12,000	\$ 15,000	\$ 15,000

Division- Adult Services

Inputs

\$ amount of budget	\$ 7,386,227	\$ 7,204,124	\$ 7,144,211*
# of FTE	31	31	93*

Workload/Demand

# of senior centers	19	19	19
# of senior centers hours accessible by the public	39,516	40,000	40,000
# of children served by Foster Grandparents	700	725	785
# of seniors transported	90,000	87,500	85,000
# of routes to pick up seniors	24	24	24
# of meals served monthly	26,600	25,000	16,500
# of new non-stipend volunteers recruited to provide supportive assistance to frail elders	13	N/A **	N/A **
# of new programs conducted	35	40	40
# of seniors attending centers	4,800	4,500	4,500
# of senior center hours utilized (rentals)	360	325	315

Efficiency

% of children served by Tale Teller volunteers who are ready to advance to the next grade	93%	94%	95%
% of new non-stipend volunteers recruited to provide supportive assistance to frail elders	10%	N/A **	N/A **
% of new Tale Teller volunteers	50%	45%	46%
Unit Cost /Average cost per senior to transport	\$ 6.33	\$ 7.16	\$ 8.50

Effectiveness

% increase in senior center attendance by first-time seniors	26%	25%	30%
% of children served by Foster Grandparents improve their reading & math test scores	70%	75%	80%
% of seniors who increase their nutritional health by attending a senior center	88%	85%	85%

* - This budget includes five grants not included in the Mayor's Proposed budget totaling \$2,089,365 with 63 funded FTE positions.

** - Due to budget reductions funding is unavailable for screening non-stipend volunteers

CITY OF JACKSONVILLE, FLORIDA

RECREATION AND COMMUNITY SERVICES

SERVICES/MEASURES	FY 10 Historical	FY 11 Estimated	FY 12 Projected
<u>Division- Military Affairs</u>			
<i>Inputs</i>			
\$ amount of budget	\$ 1,121,080	\$ 1,159,045	\$ 1,032,703
# of FTE	17	17	15
<i>Workload/Demand</i>			
# of businesses made accessible	204	215	220
# of claims submitted for Veterans/claimants	4,600	4,800	4,800
# of events conducted/supported by the Division that pay tribute to active or retired military personnel & educate, create awareness for persons with disabilities	15	15	15
# of grant dollars procured/managed on an annual basis	\$ 1,100,000	\$ 1,100,000	\$ 1,100,000
# of grants applied for on an annual basis	4	5	5
# of job placements obtained on a quarterly basis	15	10	10
# of new distribution outlets identified & utilized	18	18	18
# of resumes submitted/referred to employers on a quarterly basis	183	150	75
# of Veterans counseled for employment opportunities	312	300	150
# of Veterans served on a quarterly basis social services	1,000	1,200	650
# of Veterans served on a quarterly basis veteran services	1,250	2,000	2,500
# of trained and certified Parking Posse participants	93	95	*
Actual # of citations issued by Div employees & parking posse	2,400	2,400	*
Actual # of educational materials distributed	4,758	5,000	*
<i>Efficiency</i>			
Annual revenues generated for the Handicap Parking Trust Fund through citations issued.	\$ 128,000	\$ 130,000	\$ 130,000
Aggregate monetary value of Social Services provided/acquired on an annual basis	\$ 219,000	\$ 225,000	\$ 225,000
Amount of Federal dollars paid to Veterans in Duval County - cumulative	\$164 million	\$757 million	751 million
# of citations issued per certified member	26	25	*
* - This measure is no longer tracked due to a reduction in workforce			
<u>Division - Waterfront Management</u>			
<i>Inputs</i>			
\$ amount of budget	\$ 1,522,720	\$ 1,566,751	\$ 1,269,555
# of FTE	7	7	7
<i>Workload/Demand</i>			
# of prescribed burns with MOU Burn Team	5	3	3
# of environmental education programs	448	400	400
# of trail miles maintained in Preservation Parks	82	90	94
# of preserves designed, developed or improved for resource-based or water access	15	8	6
# of acres of exotic species treated on Preservation parks	217	75	50
# CARE issues received	18	11	11
<i>Efficiency</i>			
\$ per acre of preserve designed, developed or improved	\$ 2,428	\$ 5,021	\$ 3,756
<i>Effectiveness</i>			
% CARE Issues closed with due date threshold	50%	67%	72%
Huguenot & Hanna Park			
<i>Inputs</i>			
\$ amount of budget	\$ 1,695,728	\$ 1,900,302	\$ 1,737,922
# of FTE	15	15	14

CITY OF JACKSONVILLE, FLORIDA

RECREATION AND COMMUNITY SERVICES

SERVICES/MEASURES	FY 10 Historical	FY 11 Estimated	FY 12 Projected
Workload/Demand			
# Campsites rented at K.A. Hanna Park	20,500	21,000	19,500
# Days Dolphin Plaza Rented at K.A. Hanna Park	60	48	48
# Campsites rented at Huguenot Memeorial Park	6,353	6,500	6,500
# Day-use visitors at K.A. Hanna Park	360,500	360,500	361,000
# Day-use visitors at Huguenot Memorial Park	356,032	359,231	360,000
# CARE Issues received- K.A. Hanna Park	6	6	6
# CARE Issues received- Huguenot Memorial Park	4	6	6
Efficiency			
% campsites rented per year- K.A. Hanna Park	19%	19%	23%
% campsites rented per year- Huguenot Memorial Park	25%	25%	25%
% Dolphin Plaza rented per year	16%	13%	13%
\$ Revenue per day-use visitor at K.A. Hanna Park	\$ 1.10	\$ 0.99	\$ 1.01
\$ Revenue per day-use visitor at Huguenot Memorial Park	\$ 0.87	\$ 0.84	\$ 0.94

Division - Recreation & Community Programming

Community Centers and Athletics

Inputs

\$ amount of budget	\$ 5,510,773	\$ 5,575,449	\$ 5,154,796
# of FTE	80	78	74

Workload/Demand

# of staffed community centers	23	22	19
# of people attending community centers annually	539,000	545,000	450,000
# community center hours available for programming	70,000	75,000	*
# of children enrolled in M3Zone (including partnership sites)	907	1,000	900
# of non-employee accidents at recreation programs per 100,000 recreation program attendees	3	3	3
# of unstaffed centers	4	3	**
# of partnership Centers		14	16
# of new contracts for partnerships with Centers	2	3	6
# of customers served by league athletic programs	59,782	87,990	90,000
# Summer Night Lights participants	17,330	25,000	35,000
# participants served by Therapeutic Recreation programs		850	1,000
# volunteer hours annually		477,202	500,000

Efficiency

% of available community center hours providing structured programs	85%	85%	**
% of available community center hours programmed by contract classes or program partners			25%
% of baseball diamonds utilized	95%	95%	95%
% of soccer fields utilized	95%	95%	95%
% of football fields utilized	95%	95%	95%
% of cost recovery by programs which charge user fees		35%	35%
% of cost recovery for Legends Center by memberships and user fees		50%	50%

Effectiveness

Average customer satisfaction score per year (based on a 5.0 Likert scale) for M3Zone & Day Camp	4.54	4.75	4.75
Average customer satisfaction score per season (based on a 5.0 Likert scale) for Athletics	4.5	4.5	4.75
% of participants returning to Day Camp program	62%	65%	*
% of Recreation CARE issues responded to within 3 days	86%	90%	90%

CITY OF JACKSONVILLE, FLORIDA

RECREATION AND COMMUNITY SERVICES

SERVICES/MEASURES	FY 10 Historical	FY 11 Estimated	FY 12 Projected
# of association agreements issued by RCP	45	50	**
# of partnership agreements managed by RCP		134	150
# field permits issued by RCP	975	975	975
% reduction in crime over previous year at SNL sites combined	28%	25%	25%
% improvement in fitness scores of M3Zone participants		10%	10%
Value of volunteer hours in FTE		238	250
Aquatics			
<i>Inputs</i>			
\$ amount of budget	\$ 1,376,276	\$ 1,149,570	\$ 1,040,946
# of FTE	2	2	2
<i>Workload/Demand</i>			
# of pools	33	33	32
# of pool hours accessible by the public	13,530	14,000	14,000
# of people utilizing	411,354	435,211	440,000
# of swimming lessons taught	3,343	3,443	**
# customers served with swimming lessons	1,624	1,700	1,750
<i>Efficiency</i>			
% of pool hours utilized	95%	95%	95%
% of cost recovery of swimming lesson through fees charged		50%	65%
<i>Effectiveness</i>			
Average customer satisfaction score (based on a 5.0 Likert scale) for Swimming Lessons	4.9	4.95	4.95
Cecil Field			
<i>Inputs</i>			
\$ amount of budget	\$ 1,885,672	\$ 1,994,229	\$ 1,955,577
# of FTE	8	8	8
<i>Workload/Demand</i>			
# annual community center attendance (visits)	169,507	178,500	178,500
# community center hours available for programming	2000	2500	*
# of pool hours accessible by the public	3340	3340	3340
annual pool attendance (visits)	152,999	159,000	165,000
# swimming lessons taught	1,069	1,100	*
# aquatic memberships sold		100	100
# gym memberships sold	398	435	480
<i>Efficiency</i>			
% of community center hours providing structured programs	80%	85%	**
% of pool hours utilized	95%	98%	98%
% of cost recovery through memberships, user fees, and aquatic programs		35%	45%
% of cost recovery through gym memberships		65%	65%
<i>Effectiveness</i>			
Average customer satisfaction score for Cecil Aquatics (based on 5.0 Likert scale)	4.65	4.75	4.75
Average customer satisfaction score for Cecil Programs (based on 5.0 Likert scale)	4.5	4.75	4.75
* - This measure is no longer being tracked			
** - This measure has been revised and is now being tracked in the measure listed immediately below			

CITY OF JACKSONVILLE, FLORIDA

RECREATION AND COMMUNITY SERVICES

SERVICES/MEASURES	FY 10 Historical	FY 11 Estimated	FY 12 Projected
<u>Division - Behavioral & Human Services</u>			
<i>Inputs</i>			
\$ amount of budget	\$ 21,413,828	\$ 20,196,563	\$ 10,493,523
# of FTE	33	33	24
<i>Workload/Demand</i>			
# of at-risk families provided assistance with rent and/or utilities to prevent homelessness	3,761	3,750	3,550
# of advocacy services provided to victims of sexual assault	3,025	4,000	4,500
# of crime prevention education/awareness events presented to at-risk populations (workshops, seminars)	16	20	9
# of financially assisted individuals completing the "Money Matters" course	993	1,000	1,000
# of counseling/support group sessions offered to victims of violent crime & their family members	17	150	*
# of secondary victims served	728	825	850
# of primary crime victims receiving advocacy/case management services	1,218	2,650	1,650
% of individuals who complete the In-jail Drug Treatment Program	86%	75%	75%
% of sexual assault victims completing a forensic examination in 4 hours or less	**	85%	*
% of violent crime victims receiving crisis stabilization (prescriptions medication, rent, food & utilities)	63%	*	*
# of crime victims receiving crisis stabilization (prescriptions medication, rent, food, utilities and victim's compensation assistance)	N/A	2500	1200
\$ Per Crime Victim	*	*	*
\$ of Treatment Per In-Mate (Drug Program)	\$ 2,229	*	*
* - This measure is in no longer being tracked			
** - This measure is under review			

CITY OF JACKSONVILLE, FLORIDA

RECREATION & COMMUNITY SERVICES

DEPARTMENTAL EXPENDITURES	FY 10 Actual	FY 11 Budget	FY 12 Approved	Dollar Change	Percent Change
011 GENERAL FUND - GSD	47,718,673	49,765,389	30,578,390	-19,186,999	-38.6%
019 PUBLIC SAFETY INITIATIVE	755,483	1,884,600	1,670,439	-214,161	-11.4%
157 ALCOHOLIC REHABILITATION PROGRAM	592,728	604,307	513,661	-90,646	-15.0%
15R LEGAL AID	0	313,446	299,755	-13,691	-4.4%
1D1 HUGUENOT PARK	666,432	696,563	702,507	5,944	0.9%
1D2 KATHRYN A HANNA PARK	1,029,296	1,203,739	1,035,415	-168,324	-14.0%
1D8 FLORIDA BOATER IMPROVEMENT PROG	0	160,000	160,000	0	0.0%
1DA CECIL FIELD COMMERCE CENTER	1,885,672	1,992,843	1,966,235	-26,608	-1.3%
1HA DRIVER EDUCATION SAFETY TRUST FU	0	500,000	500,000	0	0.0%
1J1 CHOOSE LIFE TRUST FUND	62,074	47,000	0	-47,000	-100.0%
327 AUTHORIZED CAPITAL PROJECTS	2,832,322	0	2,300,000	2,300,000	
329 2011 AUTHORIZED CAPITAL PROJECTS	0	6,800,000	0	-6,800,000	-100.0%
331 GRANT CAPITAL IMPROVEMENT PROJEC	0	896,800	0	-896,800	-100.0%
461 STORMWATER SERVICES	0	0	24,397	24,397	
759 JEDC - CECIL FIELD TRUST	17,516	-350,858	33,313	384,171	-109.5%
TOTAL DEPARTMENTAL EXPENDITURES	55,560,196	64,513,829	39,784,112	-24,729,717	-38.3%

CITY OF JACKSONVILLE, FLORIDA

DIVISIONAL FUNCTION AND HIGHLIGHTS

ADULT SERVICES

FUNCTION:

The Adult Services Division administers and operates community-wide social service programs serving the adult population, especially older adults, of the City of Jacksonville. The division provides services that support successful aging, offer volunteer experiences, enhance safety, increase enjoyment of life and maximize self-sufficiency.

HIGHLIGHTS:

- The division operates 19 senior centers with activities and services to support successful aging and promote individual potential. Activities offered include computer classes, educational classes, exercise and dance classes, crafts, card games, puzzles and sports. Supportive services are available including transportation, information and referral/assistance and basic homemaker service. Nutrition services include nutrition screening, cooking, education and counseling.
- Over 300 Retired and Senior Volunteer Program (RSVP) volunteers are vital to the daily operations of our 19 Senior Centers assisting with meal service and other senior activities. RSVP Early Literacy Initiative volunteers assigned to Duval County Public Schools assist children to advance to the next grade level.
- Foster Grandparent Program stipend volunteer "grannies" serve as mentors, tutors and caregivers to special needs/at risk children to improve both their math and reading scores.
- The Independent Living Program administers the Respite for Elders Living in Everyday Families (RELIEF) and Senior Companion Programs, which provide an average of four to six hours of in-home and center-based respite care at no cost to low-income families.
- The division will continue to serve nutritional meals and provide educational and recreational programs to senior participants.
- The Jacksonville-Duval County Council on Elder Affairs evaluates advocates and promotes programs and policies that maximize opportunities of self-sufficiency and personal independence designed to help older persons.

BEHAVIORAL AND HUMAN SERVICES

FUNCTION:

The Behavioral and Human Services Division provides various programs and services to improve the quality of life for the citizens of Jacksonville through an array of mandated substance abuse and mental health services. The Division provides direct services in the form of temporary emergency financial assistance including shelter, and utilities to those residents that meet eligibility criteria.

HIGHLIGHTS:

- This Division's budget provides key services to our City's most vulnerable populations through funding the County's portion of State and local mandates such as Substance Abuse and Mental Health Programs, Homeless Outreach Services and the Indigent Cremation/Burial Program.
- The Division's enhanced Emergency Assistance Program (EAP) will continue to provide temporary short-term rent/mortgage and utility assistance to eligible residents to prevent 3,800 or more "at risk" family units from becoming homeless.
- The EAP staff will continue to engage more than 1,000 individuals annually in "Money Matters", a consumer – focused, interactive, budget and money management skill development workshop.

CITY OF JACKSONVILLE, FLORIDA

- Staff from EAP program will in partnership with JEA's Energy Conservation Program, expand the "Money Matters" workshop to include tips on how to effectively reduce utility cost.
- The Division's EAP Program will become a member of the United Way ServicePoint provider network. ServicePoint will enable the EAP which receives the highest volume of 211 requests for financial assistance, to capture, receive, and share client level information for faster referral, intake, processing and coordination of services and resources.
- The Division's Victim Services Center (VSC) will continue to provide an array of vital services including crisis intervention, stabilization, recovery and advocacy for crime victims and their families in the aftermath of violent crime.
- The VSC will expand its Outreach Program Services by providing crime prevention and education workshops to the elderly, disabled and youth population in Jacksonville/Duval County. Workshops will be provided in senior and community centers and are available to other community organizations upon request.
- The VSC – Sexual Assault Center (SARC) will continue to provide crucial "first responder" services including forensic examinations, weekly medical follow-up, and court advocacy for victims of sexual assault and their families. The SARC program will continue to offer 24/7 RAPE Hotline (358-7273) for residents of Jacksonville/Duval County.
- The Division's Intimate Violence Enhanced Services Team (InVest) will continue to outreach to potential lethal domestic violence victims in partnership with the Jacksonville Sherriff's office and Hubbard House.
- The Behavioral and Human Services Division provides administrative oversight and project management for six federal and state grants that provide the following services to the Jacksonville community: Health and support services for persons living with HIV/AIDS; domestic violence intervention and court services; criminal justice system diversion and treatment options for those with mental illnesses; and information/referrals for victims of crime. The grant funded projects are conducted in partnership with several community-based organizations, the University of Florida, and state and local government agencies. The total amount of grant funding for these programs is over seven million dollars.

RECREATION & COMMUNITY SERVICES CAPITAL PROJECTS

FUNCTION:

To appropriate and house the approved capital projects which relate to or are overseen by the Recreation and Community Services department. Details related to the CIP projects can be found in the Capital Projects section of this document.

HIGHLIGHTS:

- Capital Improvement Projects for the current fiscal year include: Americans with Disabilities Act (ADA) Compliance within Parks/Upgrade Parks; Florida Inland Navigation District (FIND) Projects including Trout River Bridge South and Ortega River Mooring Field & Channel Markers; and Countywide Parks - Upgrades/Maintenance Repairs.

MILITARY AFFAIRS, VETERANS & DISABLED SERVICES

FUNCTION:

Combining the expertise of two offices, this division is well-suited to the special needs of members of the armed forces, their families, Veterans and persons with disabilities. The Division works closely with area military installations. The staff assists Veterans and their families file claims as well as apply for social, career and educational assistance. In addition, the Division increases awareness of

CITY OF JACKSONVILLE, FLORIDA

the successes and needs of persons with disabilities, monitors legislation related to the disabled and advises the mayor regarding compliance with that legislation.

HIGHLIGHTS:

- The FY 12 budget will allow the Division to continue to serve the nearly 200,000 Veterans and 38,000 active duty service members in the City of Jacksonville, as well as improve the quality of life for persons with disabilities, together whom comprise approximately 30% of the city's population.
- Provide public ceremonies and events and utilize over \$2 million dollars in grant funded projects to improve our military bases, surrounding infrastructure, social services and federal advocacy.

OFFICE OF THE DIRECTOR

FUNCTION:

The Office of Director provides executive, administrative and management direction for all divisions in the department and is the liaison for the city with the Children's Commission, Library, Human Rights Commission, and Medical Examiner. The Office also provides direct oversight and management for Special Events activities, the Ritz Theatre and LaVilla Museum, the Cooperative Extension Services, Grant Compliance, Park Development, and JaxParks Community Relations.

HIGHLIGHTS:

- The Ritz Theatre and Museum will continue to research, present, exhibit and produce visual and performing arts activities and educational programs in FY 12. The Ritz institutional focus will concentrate intensively on revenue generating events and youth educational program initiatives within the fiscal year.
- The Cooperative Extension Service, a partnership between the City of Jacksonville and the University of Florida, will continue to provide high quality research-based educational information for Jacksonville residents in the areas of agriculture, homeowner & commercial horticulture, urban forestry, family & consumer sciences and 4-H youth development.
- In FY 12, the Grants Compliance Unit will successfully administer 58 Public service grants, four Jacksonville Journey programs, four Justice Assistance Grants, three Trust Fund programs, one YouthBuild grant and a budget allocation.
- The Office of Special Events continues to plan and implement downtown events, Florida-Georgia, Jazz Festival, World of Nations, Veterans' Day, 4th of July Celebration Fireworks Celebration, Make A Scene Downtown Monthly Events, Veterans Day Parade, Martin Luther King Jr. Breakfast, Starry Nights, program historic downtown landmarks such as Snyder, downtown movies and entertainment, Senior Prom, Mayor's Fish-A-Thon, Mayor's Senior Holiday Festival and many other senior events. Collectively the events create an economic impact of more than 110 million each year for area businesses and hotels and support non-profits by partnering with them through events to further their causes.
- The Office of Community Relations will continue to seek and secure partners and donations to assist in park programs and improvements and to promote JaxParks programs, events, activity opportunities, positive community impact, resource development needs and volunteer opportunities through both traditional and social media outlets.
- The Office of Park Development will continue to develop, renovate and improve all City Parks.

CITY OF JACKSONVILLE, FLORIDA

RECREATION AND COMMUNITY PROGRAMMING

FUNCTION:

The Division of Recreation and Community Programming provides active recreation opportunities to Jacksonville residents and visitors through programming at staffed community centers, youth and adult athletic leagues, and seasonal swimming facilities. Included in this is operation of the Cecil Recreation facilities, including an indoor year-round aquatic complex, tournament softball facilities, a community center and gymnasium. The Division also manages partnerships at non-city staffed community centers, and coordinates pavilion and center rentals and special use permits. The Division continues to manage the volunteer background check and continuous service process for approximately 4000 volunteers annually.

HIGHLIGHTS:

- Successful partnerships with local Florida Youth Soccer Associations, Babe Ruth baseball, Pop Warner Football and Spirit and other sports associations will provide team sports and leagues for over 20,000 Jacksonville youth.
- The Division will expand its roll in assisting our partner, Florida First Coast Softball, Inc. in securing nationally affiliated amateur sports tournaments.
- The Aquatic staff will solicit more state wide and regional high school and club type swim meets for the Cecil Aquatic Center.
- Impact on the local economy from events and programs will be tracked using Economic Impact Studies and Economic Significance Studies by the Division Economic Impact Committee.
- The Division will continue to develop measures and monitor recover costs to provide services over and above established base level, while providing a fee waiver to citizens with demonstrated need.
- The Division will implement revisions that include additional training, to the volunteer background check process to better assist walk-in customers and minimize customer service issues.
- The summer camp curriculum will be redesigned to provide standard based educational/recreational activities for the youth in JaxParks summer camps.
- Homeschool programming will be regionalized to two sites to reduce cost of delivery while still offering services.
- An intern program will be implemented to provide professional exposure to the recreation field to area collegiate students.
- The M3Zone afterschool program will continue to address childhood obesity issues through health and wellness activities including an expanded gardening program.
- The division will issue requests for proposals to reopen 3 closed centers.
- The use of fee based contractual program instruction will expand to more centers filling the need for programs during the evening hours.

WATERFRONT AND PROGRAMMING

FUNCTION:

The Waterfront Management and Programming Division protects and maintains existing public land that is environmentally sensitive and culturally significant and acquires new land for preservation. The division also operates nature preserves and parks, offers environmental education programs and takes the lead in restoring and managing fragile ecosystems.

CITY OF JACKSONVILLE, FLORIDA

HIGHLIGHTS:

- The Waterfront Management and Programming Division has several projects in design that will be completed in FY 12 including completion of phase II at Thomas Creek Preserve (restrooms, and parking); the completion of Imeson Road Trailhead Restroom (restroom and ADA parking); electrical upgrades at Kathryn Abbey Hanna Park (transform all RV sites to 50 Amp service with new RV hook ups, transformers and electrical panels to be completed in FY 12); Joe Carlucci boat ramp improvements; Alimicani boat dock and fishing pier; restroom at Harbor View Boat Ramp; and paving of approximately 1.5 miles of the Cecil corridor multi-use trail.
- The Division will continue to manage the natural resources of more than 20,000 acres by mechanical and chemical control of invasive exotic species, mechanical control of underbrush which can serve as fuel for wildfire and installation of firelines which also serve as public safety feature when wildfires occur.
- Camp Milton will host the Road to Oulestee event on January 27th- 29th, 2012.
- Kathryn Abbey Hanna Park will host a Donna Deegan bike ride, the Mayor's Fish-A-Thon for senior citizens, and numerous other special events. Planned park improvements include renovation of the Pelican Plaza Pavilion and repair and maintenance of rental shelters.
- The Division is also working in partnership with the Florida Park Service to develop the Timucuan Multi-use trail system. Construction of Segment 1B which traverses Big Talbot Island State Park is underway and will be completed in FY 12.
- Major projects completed in FY11 include phase 1 of Betz-Tiger Point (including parking, pavilion, grills, wildlife overlook, restroom and interpretive signage); gravel off-beach parking lot at Huguenot Memorial Park; renovation of County Dock; and pump-out station at Jim King Sister's Creek boat ramp.

CITY OF JACKSONVILLE, FLORIDA

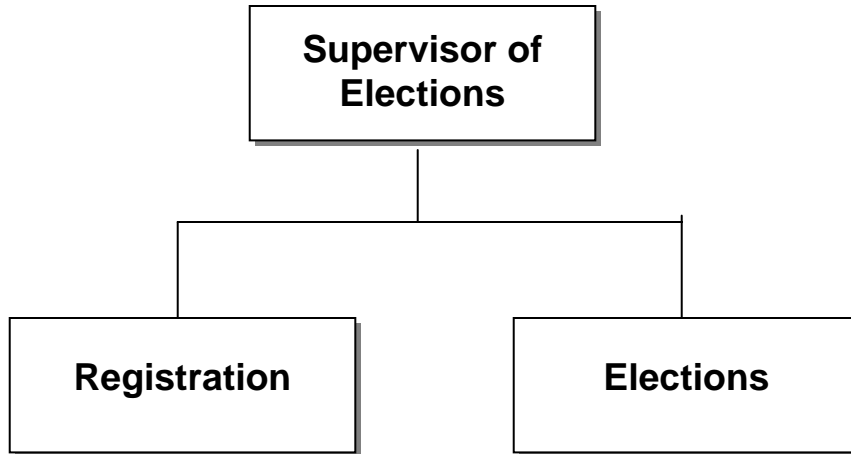
SUPERVISOR OF ELECTIONS

DEPARTMENT VISION:

To department will provide accessible, convenient, and efficient registration and voting environment, so as to encourage an ever increasing citizen awareness of and participation in the electoral process.

DEPARTMENT MISSION:

The department will convey the voice of the people by providing fair, accurate and accessible elections with transparency and integrity.



CITY OF JACKSONVILLE, FLORIDA

SUPERVISOR OF ELECTIONS

DEPARTMENTAL EXPENDITURES	FY 10 Actual	FY 11 Budget	FY 12 Approved	Dollar Change	Percent Change
011 GENERAL FUND - GSD	5,994,862	9,493,916	7,157,820	-2,336,096	-24.6%
TOTAL DEPARTMENTAL EXPENDITURES	5,994,862	9,493,916	7,157,820	-2,336,096	-24.6%

CITY OF JACKSONVILLE, FLORIDA

DIVISIONAL FUNCTION AND HIGHLIGHTS

ELECTIONS

FUNCTION:

To conduct state and local elections for the citizens of Duval County in accordance with the election laws of the State of the Florida.

HIGHLIGHTS:

- Conducted three countywide elections and one special election (State Senate 1 district) without any law suits. The SOE office provided fair, accurate and accessible elections with transparency and integrity during FY 11. This was accomplished through dedication, hard work and staying within the SOE's budget.
- For two countywide elections in FY 12 the SOE will provide fair, accurate and accessible elections with transparency and integrity. The SOE will continue to look for operational cost savings for the tax payers of Duval County directly related to Elections.

REGISTRATION

FUNCTION:

To conduct state and local elections for the citizens of Duval County in accordance with the election laws of the State of Florida.

HIGHLIGHTS:

- The SOE office provided fair, accurate and accessible elections with transparency and integrity during FY 11. This was accomplished through dedication, hard work and staying within the SOE's budget.
- The Supervisor of Elections will continue to provide fair, accurate and accessible elections with transparency and integrity during FY 12. The day to day operations will be done efficiently with cost savings in mind for the now and future. One future option being the consolidating of the two election offices to one office that would be purchase instead of a yearly lease.

CITY OF JACKSONVILLE, FLORIDA

STATE ATTORNEY

DEPARTMENT VISION:

The vision of the department is to support the ideals and intentions of the United States and Florida Constitutions.

DEPARTMENT MISSION:

The mission is to protect the people of the 4th Judicial Circuit by efficiently prosecuting criminals.

CITY OF JACKSONVILLE, FLORIDA

STATE ATTORNEY

DEPARTMENTAL EXPENDITURES	FY 10 Actual	FY 11 Budget	FY 12 Approved	Dollar Change	Percent Change
011 GENERAL FUND - GSD	358,522	188,343	179,012	-9,331	-5.0%
15T COURT COST COURTHOUSE TRUST	226,446	268,331	286,532	18,201	6.8%
15U RECORDING FEES TECHNOLOGY	791,004	1,202,196	1,032,594	-169,602	-14.1%
TOTAL DEPARTMENTAL EXPENDITURES	1,375,972	1,658,870	1,498,138	-160,732	-9.7%

CITY OF JACKSONVILLE, FLORIDA

DIVISIONAL FUNCTION AND HIGHLIGHTS

STATE ATTORNEY

FUNCTION:

While engaging in criminal prosecution and/or diversion we will: continue to review and improve trial strategy & approach for appropriate results; increase service to all victims; develop better coordination and collaboration with other existing programs, e.g., truancy, for youth targeting first time juvenile offenders; focus renewed attention on prosecution of cases involving violent crimes committed with guns; and totally assess the delivery of services to public including victim contact, streamlining paperwork and cooperative effort with other agencies.

HIGHLIGHTS:

- We continue to move towards a paperless office and have made progress in meeting the requirements for E-Filing. Our internal processes have been refined over the last year in preparation to meet both of these goals.
- In preparing for our move to the new State Attorney building, we are reviewing much of the network and making adjustments as needed. Our plan is to continue to move toward efficient data systems that are process driven.

CITY OF JACKSONVILLE, FLORIDA

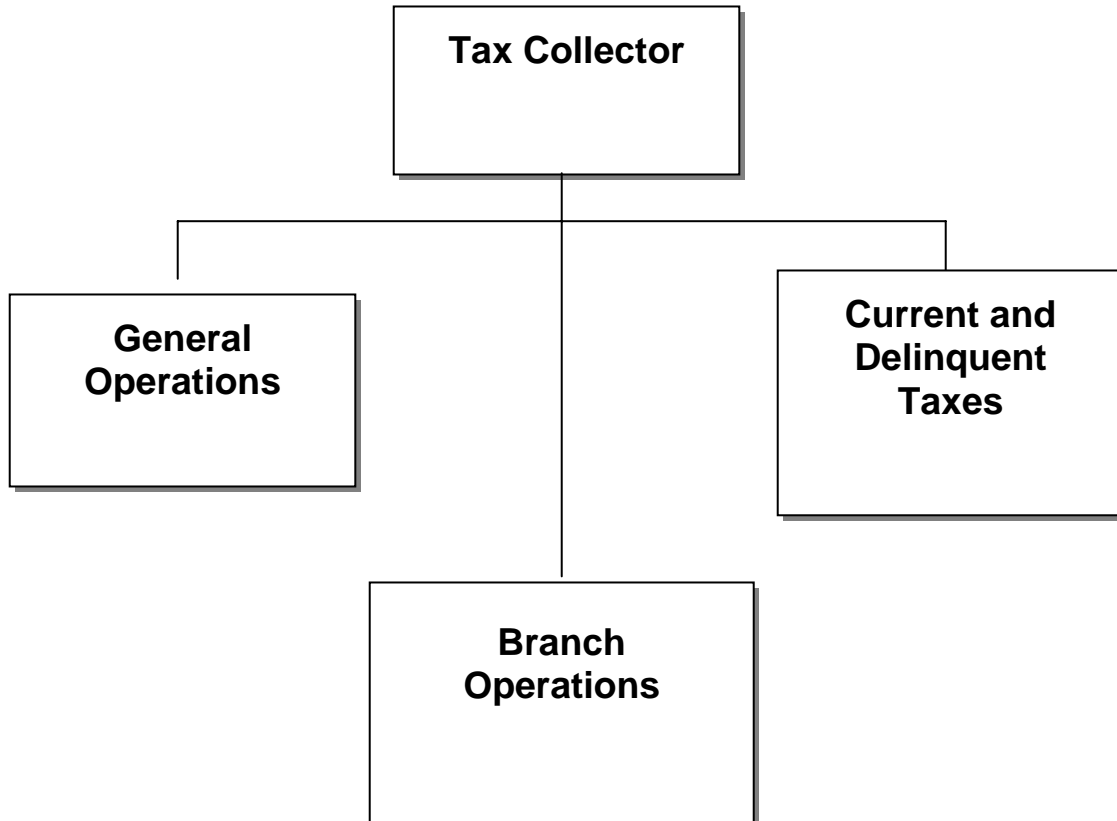
TAX COLLECTOR

DEPARTMENT VISION:

The vision of the Duval County Tax Collector's Office is the achievement of a high level of customer service through a well-trained staff and modern collection techniques.

DEPARTMENT MISSION:

The mission of the Duval County Tax Collector's Office is to provide governmental services through the collection and distribution of taxes, fees and service charges, as required by local ordinance and state statute. These services will be provided to customers in the most courteous, effective and cost-efficient method possible.



CITY OF JACKSONVILLE, FLORIDA

TAX COLLECTOR

DEPARTMENTAL EXPENDITURES	FY 10 Actual	FY 11 Budget	FY 12 Approved	Dollar Change	Percent Change
017 TAX COLLECTOR	14,760,729	15,083,451	14,902,151	-181,300	-1.2%
TOTAL DEPARTMENTAL EXPENDITURES	14,760,729	15,083,451	14,902,151	-181,300	-1.2%

CITY OF JACKSONVILLE, FLORIDA

DIVISIONAL FUNCTION AND HIGHLIGHTS

BRANCH OPERATIONS

FUNCTION:

The Branch Operations division provides staffing and oversight at nine Tax Collector branch offices and one satellite office throughout the county. These offices are open Monday thru Friday with extended hours of 7:30 a.m. - 5:30 p.m. (effective December 5, 2011) and perform a variety of transactions including issuance of driver's licenses, tag and title work, tax payments and hunting and fishing licenses.

HIGHLIGHTS:

- The Tax Collector collects 91 different taxes and fees; all can be paid at any of the nine branch locations.
- In 2011, the Tax Collector's office processed more than 1.6 million transactions.
- All Driver's License transactions in the county are now performed by the Tax Collector's office due to the closure of all state offices. In fiscal year 2011, the Tax Collector processed 229,000 Driver's License transactions.

CURRENT and DELINQUENT TAXES

FUNCTION:

The Current and Delinquent Taxes Division is responsible for all day to day operations related to real estate taxes, tangible personal property taxes and local business tax receipts (formerly Occupational Licenses). It also has a staff of full and part-time field inspectors responsible for monitoring non-payment of tangible personal property taxes and local business tax receipts. This area also conducts our annual tax certificate sale required by Florida Statutes.

HIGHLIGHTS:

- More than \$1.2 billion in property taxes were collected in fiscal year 2011.
- Stormwater and solid waste fees were successfully transitioned to the property tax bills.

GENERAL OPERATIONS

FUNCTION:

The General Operations Division reaches across all areas of the Tax Collector's Office and includes Administration, Finance, Administrative Services and Mail Processing. All balancing of collections and disbursements are handled in this area.

HIGHLIGHTS:

- The Tax Collector's office operated at a cost of \$14.2 million in fiscal year 2011, a 3.1 percent reduction from fiscal year 2010.
- In fiscal year 2012, the Tax Collector's office is creating efficiencies in operation by changing branch operating hours and staff work schedules, allowing the elimination of nine full time positions.

CITY OF JACKSONVILLE, FLORIDA

ASSESSED AND ESTIMATED ACTUAL VALUES OF TAXABLE PROPERTY

Last Ten Fiscal Years

(in thousands)

Tax Year	Assessed Taxable Values				Estimated Actual Values (4)	Ratio of Assessed to Actual Values
	Real Property (1)	Personal Property (2)	Centrally Assessed Property (3)	Total Taxable Property		
2002	29,377,996	4,661,787	136,798	34,176,581	51,415,885	66.47
2003	32,580,744	4,624,319	169,546	37,374,610	56,409,622	66.26
2004	35,588,575	4,488,617	189,987	40,267,179	60,763,555	66.27
2005	40,587,166	5,117,180	148,323	45,852,669	68,385,952	67.05
2006	46,764,105	5,032,337	154,700	51,951,142	77,477,171	67.05
2007	55,944,510	5,093,426	171,758	61,209,694	92,412,916	66.23
2008	60,150,228	4,745,482	176,783	65,072,493	95,707,463	67.99
2009	57,194,144	4,844,087	196,194	62,234,425	92,957,955	66.94
2010	54,340,225	4,664,978	139,919	59,145,122	88,556,383	66.79
2011	50,661,449	4,589,892	156,597	55,407,938	82,854,945	66.87

(1) Prior to FY 81, State Homestead Laws exempted from taxation the first \$5,000 of assessed value for qualified homeowners. For FY 81, the homestead exemption was increased to \$15,000; for FY 82, it was increased to \$20,000; and for FY 83 through FY07, it was increased to \$25,000. Commencing with FY 08, the homestead exemption increased to \$50,000.

(2) Personal property values are also net of certain allowable exemptions - primarily for inventories (which have not been assessed since FY 82) and government property.

(3) Centrally assessed property is railroad property and private car line property, which must be separately assessed.

(4) Estimated actual values are the total "just" values of property subject to taxation, as defined by 193.011, Florida Statutes.

NOTE: These figures derive from the School Board Preliminary Tax Roll that is submitted to the Department of Revenue by July 1st of each year.

Source: Duval County Property Appraiser's Office

CITY OF JACKSONVILLE, FLORIDA

PROPERTY TAX RATES - - ALL OVERLAPPING GOVERNMENTS

Last Ten Fiscal Years
(Per \$1,000 of Assessed Value)

Year	District (Note 1)	City of Jacksonville			Other Taxing Authorities			Combined Millage Total
		Operations	Debt Service	Total	Schools	Water Management District	FIND (Note 2)	
2003	GSD	10.1650	0.0192	10.1842	8.9200	0.4620	0.0385	19.6047
	USD	10.1650	0.0192	10.1842	8.9200	0.4620	0.0385	19.6047
2004	GSD	9.8398	0.0000	9.8398	9.0510	0.4620	0.0385	19.3913
	USD	9.8398	0.0000	9.8398	9.0510	0.4620	0.0385	19.3913
2005	GSD	9.6879	0.4730	10.1609	8.0920	0.4620	0.0385	18.7534
	USD	9.6879	0.4730	10.1609	8.0920	0.4620	0.0385	18.7534
2006	GSD	9.6500	0.4210	10.0710	8.0040	0.4620	0.0385	18.5755
	USD	9.6500	0.4210	10.0710	8.0040	0.4620	0.0385	18.5755
2007	GSD	9.6400	0.3420	9.9820	7.7000	0.4620	0.0385	18.1825
	USD	9.6400	0.3420	9.9820	7.7000	0.4620	0.0385	18.1825
2008	GSD	8.4841	0.1510	8.6351	7.6040	0.4158	0.0345	16.6894
	USD	8.4841	0.1510	8.6351	7.6040	0.4158	0.0345	16.6894
2009	GSD	8.4841	0.0000	8.4841	7.5610	0.4158	0.0345	16.4954
	USD	8.4841	0.0000	8.4841	7.5610	0.4158	0.0345	16.4954
2010	GSD	9.2727	0.0000	9.2727	7.5820	0.4158	0.0345	17.3050
	USD	9.2727	0.0000	9.2727	7.5820	0.4158	0.0345	17.3050
2011	GSD	10.0353	0.0000	10.0353	7.8440	0.4158	0.0345	18.3296
	USD	10.0353	0.0000	10.0353	7.8440	0.4158	0.0345	18.3296
2012	GSD	10.0353	0.0000	10.0353	7.5530	0.3313	0.0345	17.9541
	USD	10.0353	0.0000	10.0353	7.5530	0.3313	0.0345	17.9541

(1) The City of Jacksonville has a total of six (6) taxing districts within its jurisdiction. The most prevalent rates are the GSD (General Services District) and the USD (Urban Services District 1) which are shown here. The GSD applies to most taxpayers and is effectively a county-wide rate.

(2) Florida Inland Navigational District (FIND)

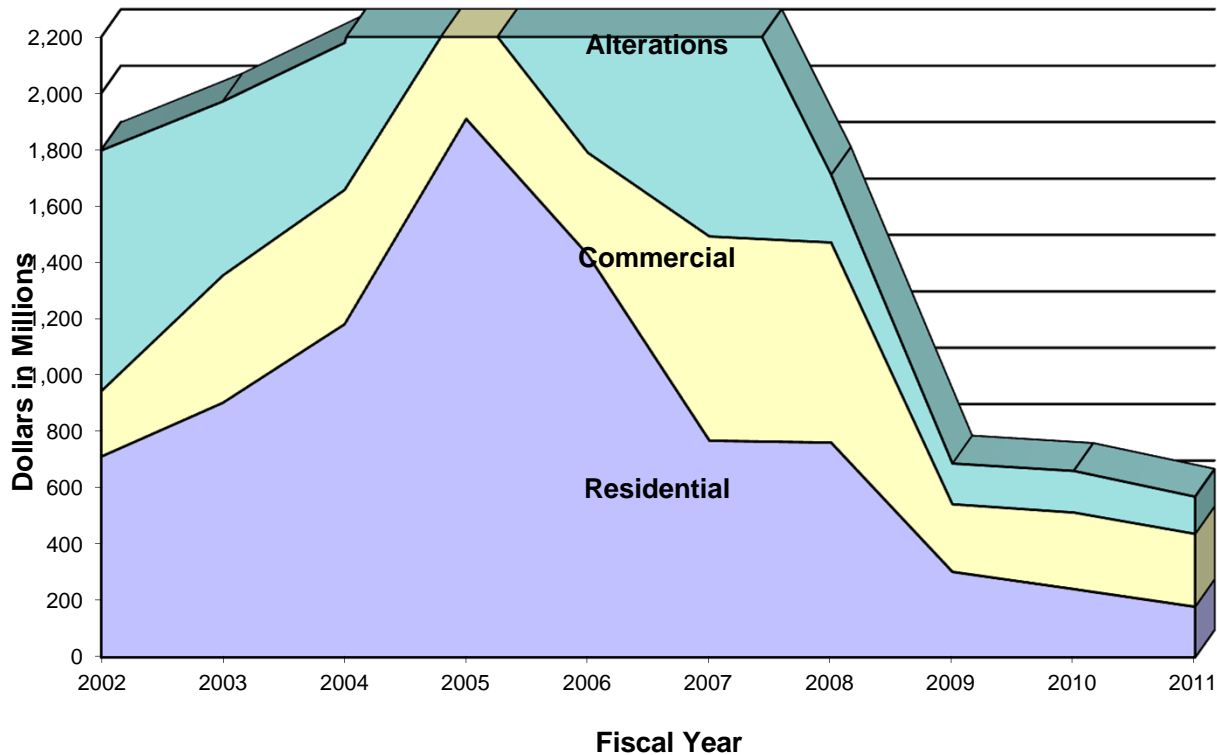
Source: Duval County Property Appraiser's Office

CITY OF JACKSONVILLE, FLORIDA

VALUE OF BUILDING PERMITS ISSUED

(Millions of Dollars)

The graph below illustrates the trend Jacksonville has experienced during the past 10 years. The \$569 million in building permits issued during the 2010-2011 fiscal year reflects a decrease of \$91.4 million (13.8%) over the prior year. Residential New Construction experienced the most significant decrease of \$62.6 million (25.9%) over the prior year. Alterations and Commercial New Construction also decreased by \$15.8 million (10.7%) and \$12.9 million (4.8%), respectively over the prior year.



CITY OF JACKSONVILLE, FLORIDA

CONSTRUCTION ACTIVITY

Last Ten Fiscal Years
(Dollars in Thousands)

Year	New Construction			Total	Permits >\$1MM	Increase in Family Units
	Residential	Commercial	Alterations			
2002	711,968	232,161	853,260	1,797,389	157	7,782
2003	902,891	451,668	616,691	1,971,250	226	7,692
2004	1,181,385	476,224	521,114	2,178,723	253	9,523
2005	1,909,429	432,980	1,311,678	3,654,088	297	13,017
2006	1,427,870	361,426	878,146	2,667,442	318	10,736
2007	768,476	723,964	1,078,323	2,570,762	358	6,736
2008	761,547	709,525	240,506	1,711,578	295	9,386
2009	303,218	239,636	144,453	687,307	123	6,961
2010	242,012	271,391	147,618	661,021	71	7,037
2011	179,354	258,421	131,823	569,598	68	6,271

Source: City of Jacksonville Building and Inspection Division

CIVILIAN LABOR FORCE, EMPLOYMENT, AND UNEMPLOYMENT JACKSONVILLE SMSA*

As of September 30th:

Year	Civilian Labor Force	Employment	Unemployment	Rate
2002	596,122	565,150	30,972	5.20
2003	594,346	562,540	31,806	5.40
2004	616,526	587,322	29,204	4.70
2005	623,026	600,127	22,899	3.70
2006	642,770	620,959	21,811	3.39
2007	661,353	635,666	25,687	3.88
2008	676,906	634,030	42,876	6.33
2009	689,650	617,276	72,374	10.49
2010	690,752	611,308	79,444	11.50
2011	687,829	610,913	76,916	11.18

*The Jacksonville Standard Metropolitan Statistical Area (SMSA) currently is comprised of Baker, Clay, Duval, Nassau, and St. John's Counties. Prior years' history has been restated to conform to the current SMSA.

Source: Florida Research and Economic Database (FRED)

CITY OF JACKSONVILLE, FLORIDA

GROSS SALES, AND FLORIDA PRICE LEVEL INDEX FOR DUVAL COUNTY

Last Ten Calendar Years

(dollars in thousands)

Year	Gross Sales	Florida Price Level Index *
2001	30,375,869	96.88
2002	31,348,713	95.29
2003	33,615,046	97.20
2004	33,307,667	102.29
2005	38,136,809	101.95
2006	42,322,115	101.79
2007	44,187,340	101.74
2008	43,756,562	101.93
2009	37,913,165	101.90
2010	38,317,084	101.52

* The Florida Price Level Index is a spatial index of 120 items which is similar in composition to the Consumer Price Index. However, instead of measuring the change in prices over time, it indicates the relative cost of maintaining a set standard of living, compared to the statewide average (recomputed each year at a base of 100).

Sources: Gross sales from the University of Florida, Bureau of Economic and Business Research

Florida price indices from the Department of Education Office of Budget and Management

CITY OF JACKSONVILLE, FLORIDA

MISCELLANEOUS STATISTICAL DATA

September 30, 2011

First Charter: February 11, 1832

Consolidation: October 1, 1968

Form of Government: Mayor and City Council – 14 Council members are elected by district and five(5) Council members are elected at-large.

Area: 840.1 square miles of which 765.8 square miles is land and 74.3 is water.

Census History

<u>Year</u>	<u>Jacksonville</u>	<u>Duval County</u>	<u>Jacksonville SMSA*</u>
1900	28,429	39,733	64,187
1910	57,699	75,163	105,012
1920	92,588	113,540	143,562
1930	129,549	155,503	190,413
1940	173,065	210,143	247,449
1950	204,517	304,029	356,161
1960	201,030	455,411	522,169
1970	504,265 **	528,865	612,585
1980	540,920 **	571,003	722,252
1990	635,230 **	672,971	906,725
2000	735,617 **	778,879	1,100,491
2010	778,879 **	864,263	1,318,481

* The Jacksonville SMSA (Standard Metropolitan Statistical Area) as recently redefined, includes Clay, Duval, Nassau, and St. Johns Counties; for comparative purposes, prior years' history has been correspondingly restated.

** After Consolidation.

Solid Waste Disposal:	Number of City Landfills in Operation	1
	Annual Tonnage	698,623.9
	Number of City-Contracted Yard Waste Recycling Facilities	1
	Annual Tonnage	113,600.8
Motor Vehicle Inspection:	Number of Vehicles Inspected	10,282
Fire Protection:	52 Fire Stations and 2 Marine-Based Stations 926 Full-Time Employees Budgeted and 73 Volunteers	
Rescue:	34 Rescue Units in Fire Stations 267 Full-Time Employees Budgeted.	
Police Protection:	Average Daily Police Calls for Service	3,992
	Average Daily Population by Institution:	
	John E. Goode Pretrial Detention Facility	2,953
	James I. Montgomery Correctional Center	739
	Community Corrections Division	307
	Home Detention	65
	Hospitals	8

CITY OF JACKSONVILLE, FLORIDA

MISCELLANEOUS STATISTICAL DATA

September 30, 2011

(continued)

Parks and Recreation:	<u>Property Owner Total AVERAGE: 52,228.25</u>	
	Associations	20.74
	Active Recreation Parks	6,035.48
	Waterfront Management (Preservation)	13,643.45
	School Board	398.26
	Partnerships between City and Other Agencies	32,130.32
	<u>Breakdown</u>	
	RCS Parks	6,035.48 acres
	Associations	20.74 acres
	Federal	754.19 acres
	Florida State Parks	14,624.93 acres
	Jacksonville Beach	155.54 acres
	National Park Service	40,777.95 acres
	Preservation	13,643.45 acres
	DCSB	398.26 acres
	SJRWMD	8,743.30 acres
	<u>Amenity:</u>	
	Basketball Courts	150
	Boat Ramps	22
	Community Centers	65
	Playgrounds	198
	Softball and Baseball Diamonds	284
	Swimming Pools	35
	Tennis Courts	161
	Soccer Fields	88
	Trails	239 miles
	<u>Special Facilities:</u>	
	Bethesda Park	49.1 acres
	Alejandro Garces Camp Tomahawk Park	20.5 acres
	Jack Drew Softball Complex	25.477 acres
	Huguenot Memorial Park	357.28 acres
	Kathryn Abbey Hanna Park	446.76 acres
	Metropolitan Park	11.5 acres
Convention Center:	<u>Prime Osborn Convention Center</u>	
	Convention Center	265,000 sq. ft.
	Meeting Rooms	22
	Parking Spaces	860
	Exhibit Hall	78,500 sq. ft.
	Ballroom	10,000 sq. ft.
	Grand Lobby	10,000 sq. ft.
	Courtyard	11,000 sq. ft.
Performing Arts Center:	<u>Times Union Center for the Performing Arts</u>	
	Moran Theater	3,000 seats
	Jacoby Concert Hall	1,800 seats
	Terry Theater	600 seats

CITY OF JACKSONVILLE, FLORIDA

MISCELLANEOUS STATISTICAL DATA

September 30, 2011

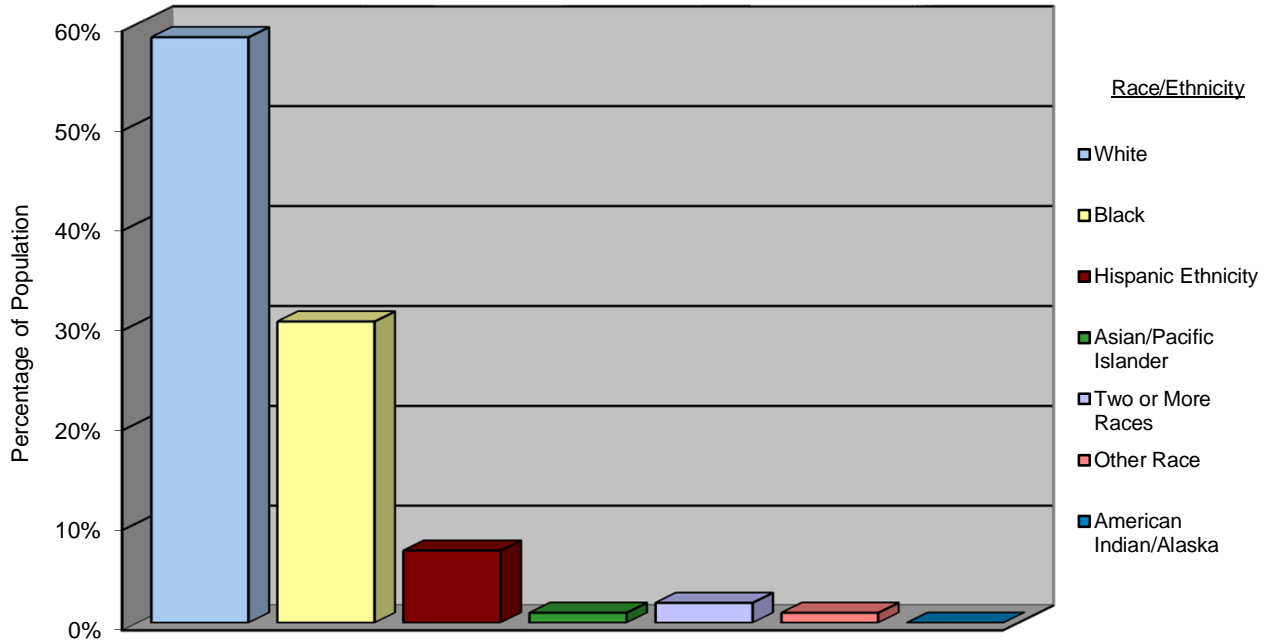
(continued)

Sports Complex:	<u>Jacksonville Veterans Memorial Arena</u>	
	Seating Capacity	14,300 seats
	<u>Baseball Grounds at Jacksonville</u>	
	Seating Capacity	10,000 seats
	<u>EverBank Field</u>	
	Football Seating Capacity	76,767 seats
	Football Seating Capacity (with temporary seating)	82,209 seats
	Concert Seating Capacity	60,300 seats
	Parking Spaces	6,500
	Clubs (East and West)	2
Water System:	Residential Customers	284,572
	Commercial & Industrial Customers	25,203
	Total Customers	309,775
	Average Daily Demand	124.2 MGD
	Maximum Day Demand	172.4 MGD
	Number of Wells	136
	Number of Water Treatment Plants	36
	Water Mains Installed or Replaced	25.6 miles
	Total Miles of Water Mains	4,644
Wastewater System:	Residential Customers	216,960
	Commercial & Industrial Customers	17,302
	Total Customers	234,262
	Average Daily Flow	63.9 MGD
	Number of Treatment Plants	14
	Number of Pumping Stations	1,281
	Sewer Lines Replaced or Reconditioned	31.5 miles
	Total Sewer Lines	3,956 miles
Roads:	City Maintained Paved Roads	3,651.05 miles
	City Maintained Dirt Roads	<u>4.07 miles</u>
	Total City Maintained Roads	3,655.12 miles
	State Maintained Roads	
	Primary Roads	358.2 miles
	Expressways	<u>120.2 miles</u>
	Total State Maintained Roads	478.4 miles
Animal Care and Protective Services:	Responses by Officers	62,942
	Complaints Received	26,026
	Animals Impounded	18,819
Public Parking:	Downtown Parking Garages Capacity	2,586
	Downtown Parking Lots Capacity	1,205
	On-Street Meters	1,448

CITY OF JACKSONVILLE, FLORIDA

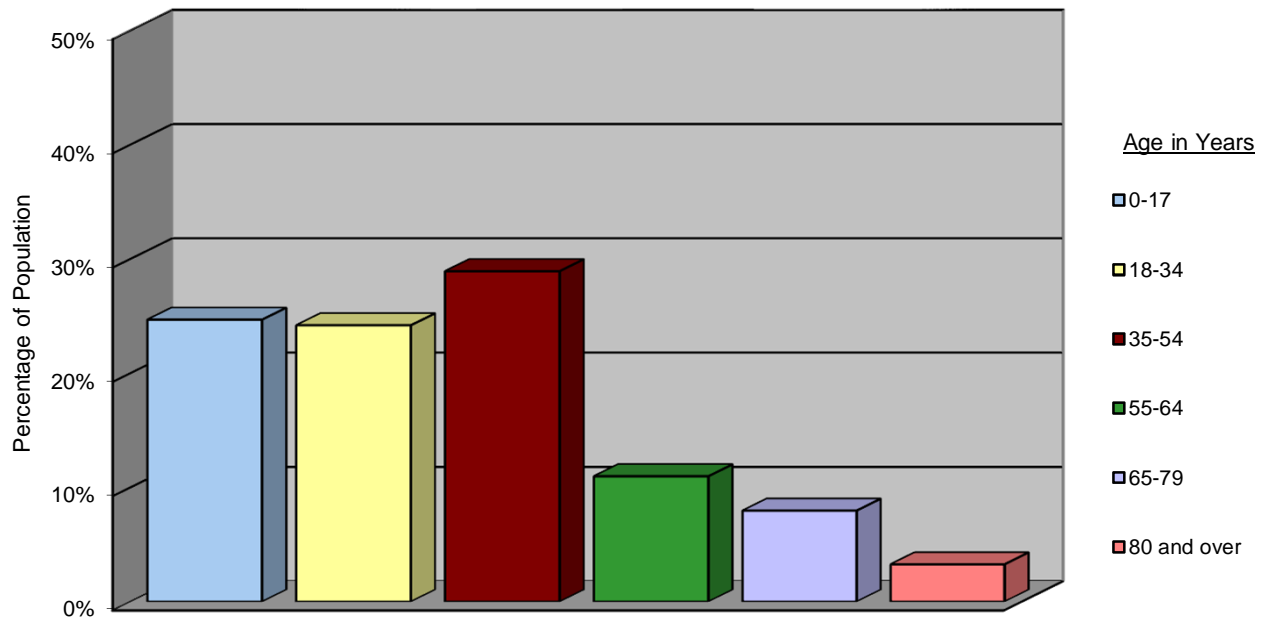
DEMOGRAPHIC INFORMATION

POPULATION BY RACE/ETHNICITY - DUVAL COUNTY*



*Source: University of Florida. Bureau of Economics and Business Research. Population Program, Florida Population Studies, 2010, p. 28-35.

POPULATION BY AGE - DUVAL COUNTY*

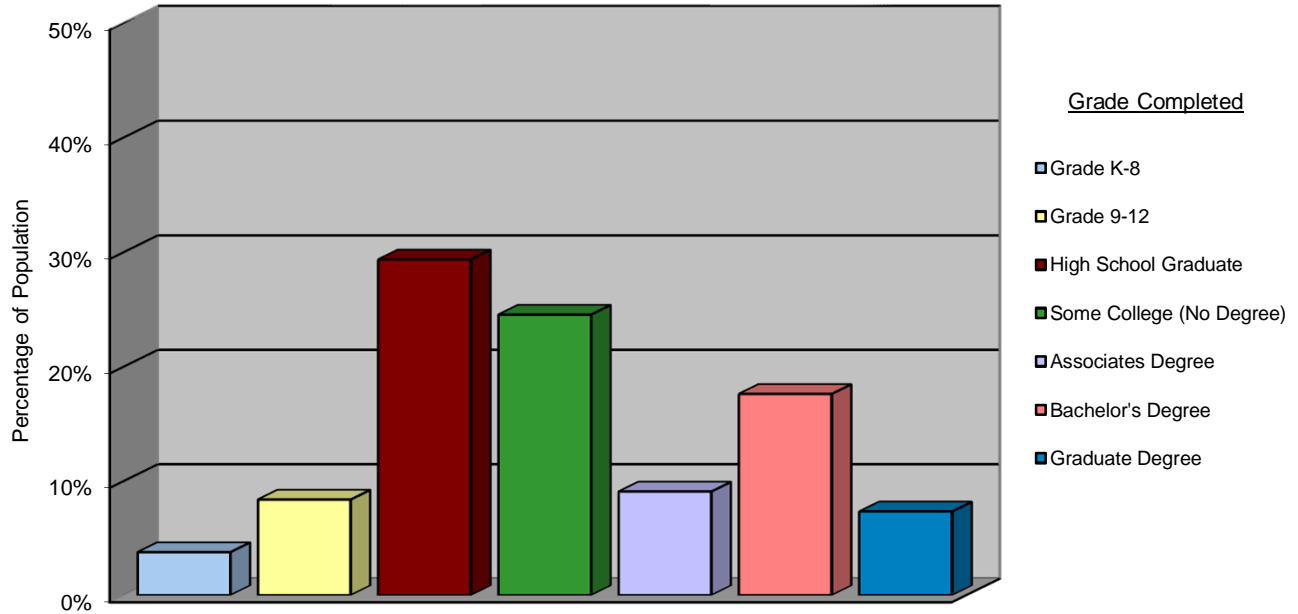


CITY OF JACKSONVILLE, FLORIDA

DEMOGRAPHIC INFORMATION

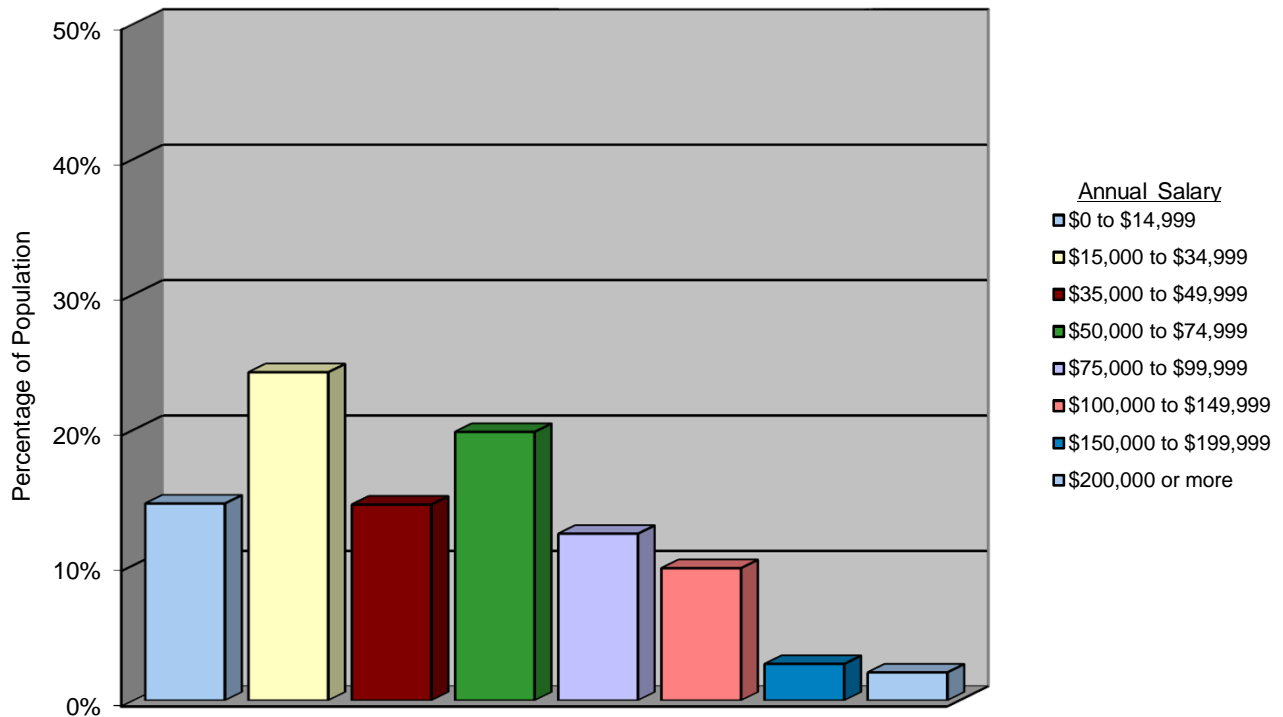
(continued)

EDUCATIONAL ATTAINMENT - AGE 25 AND OVER**



**Source: U.S. Census Bureau, 2010 American Community Survey

HOUSEHOLDS BY INCOME - DUVAL COUNTY



CITY OF JACKSONVILLE, FLORIDA

GLOSSARY

ACTIVITY. The basic organizational unit for budgetary and accounting purposes, which often closely follows operational structure.

ADJUSTMENT FOR ACCRUAL. The adjustment to salaries and wages shown on the personnel services schedules which provides funding for the net difference in days between fiscal year-end accrual and reversal adjustments.

AD VALOREM TAX REVENUE. Revenue generated by placing a tax on the value of real, personal, and centrally assessed property that is subject to taxation, as defined by Florida Statutes.

ANNUAL BUDGET. A budget applicable to a single fiscal year.

ANNUAL BUDGET ORDINANCE. The ordinance that appropriates funds and adopts operating budgets for the general government and its independent agencies for the fiscal year beginning on October 1. The annual budget ordinance establishes the original budget for virtually all programs that are a permanent part of the City of Jacksonville, outlines compliance with state law and applicable bond covenants, establishes reserve accounts and certain other accounts that require legislative control, and may include amendments to the existing Municipal Code.

APPROPRIATION. Authorization granted by the City Council, through means of an adopted ordinance, which allows for expenditures or obligations that lead to expenditures for specific purposes. Appropriations, unless specifically stated otherwise, are limited to the current fiscal year.

ARRA. American Recovery and Reinvestment Act of 2009.

ASSISTANCE TO GOVERNMENT AGENCIES. Contributions from the general fund to independent authorities of the Consolidated City of Jacksonville.

ASSISTANCE TO PRIVATE ORGANIZATIONS. Contributions from the general fund (and one from the Alcohol Rehabilitation Trust Fund) to private nonprofit or not-for-profit community organizations. All such contributions are approved by the City Council as public service grants.

AVAILABLE FOR LOSSES. Expense accounts used only by Self-Insurance funds for certain claims, case reserves, and catastrophic losses.

BETTERMENT. An enhancement that allows for the expansion of services beyond the scope that had been provided in prior periods.

BJP. Better Jacksonville Plan.

BONDED DEBT. The portion of City indebtedness represented by outstanding bonds.

BPREP. The budgeting software system that is used.

BT. Budget transfer actions that are beyond the Mayor's transfer powers and require City Council approval.

BUDGET. A fiscal plan of operation. The budget consists of proposed expenditures and proposed revenues together with specific authorizations and restrictions as appropriate. It also includes not only the proposed fiscal plan but the current and prior fiscal period history. The budget quantifies executive and legislative objectives and provides a quantitative means for measurement of performance. As a

CITY OF JACKSONVILLE, FLORIDA

guideline for operations, the budget changes over time in response to changes in conditions. Finally, the budget embodies public policy and provides insights into how that policy will be implemented.

BUDGETARY CONTROL. Requirement established by executive policy wherein any amendments to the originally adopted budget must be approved by the Mayor and/or the Council.

BUDGET MESSAGE. An executive level overview of the proposed budget delivered by the Mayor to the City Council. It discusses the major city issues and the proposed means of dealing with them, highlights key experiences during the current fiscal year, and indicates how current and proposed budgetary plans will meet the City's objectives. The Mayor's budget message is normally the first comprehensive public statement of the City's plans for the upcoming fiscal year.

BUILDINGS. A capital outlay account used for costs of acquiring and improving buildings.

CAFR. Comprehensive Annual Financial Report.

CPAC. Citizen Planning Advisory Committee

CAPITAL IMPROVEMENTS. Buildings, infrastructure, and other attachments or annexations to land and facilities that are intended to remain so attached or annexed. Capital improvements also includes land acquisition.

CAPITAL IMPROVEMENT PROGRAM (CIP). A five-year program adopted annually that is used for planning and controlling capital improvements and major capital outlay projects (those estimated to cost \$100,000 or more, and which have useful lives of at least ten years). It outlines, by project within responsible agency, the recommended and approved priorities, sources of financing, planning and construction horizons, and projected costs. The City's capital improvement program, which also includes the independent authorities, is adopted by a separate ordinance, and the corresponding document is published separately from the annual budget.

CAPITAL OUTLAY. An expenditure to acquire or add to a fixed asset. Items acquired for less than \$1,000, unless they result from gifts or grants and have a higher fair market value, are not considered capital outlay.

CAPITAL PROJECTS FUND. A fund used to acquire or construct major capital facilities (other than those financed by proprietary funds, special assessment funds, or similar type trust funds).

CASE RESERVES. Accounts used only by Self-Insurance funds, which are reservations of available funds for unresolved claims.

CASH CARRYOVER. A reserve appropriation intended to provide fund equity for the ensuing fiscal year.

CCAS. Conditional Capacity Availability Statement.

CDBG. Community Development Block Grant

CENTRAL SERVICES. User charges for services provided by the internal service activities of the City.

CHDO. Community Housing Development Organizations

CLASSIFIED POSITION. Position within the Civil Service System which has, under the direction of the Personnel Director, been defined by a class specification, and assigned an appropriate pay grade and title.

CITY OF JACKSONVILLE, FLORIDA

CMSO. Concurrency Management System Office.

COMPENSATED ABSENCES. City employees may accumulate limited amounts of earned personal leave benefits. This liability reflects amounts attributable to employee services already rendered, cumulative, probably for payment, and reasonably estimated.

COMPONENT UNIT. A legally separate organization for which elected officials for the primary government are financially accountable. In addition, a component unit can be another organization for which the nature and significance of its relationship with a primary government is such that exclusion would cause the reporting entity's financial statements to be misleading or incorrect.

CONSTRUCTION. A capital outlay account used for major capital improvement construction projects.

CONSUMER PRICE INDEX. An index of items used to measure the change in prices over time.

CONTINGENCY. An account used to identify and segregate a portion of available funds that are inappropriate for expenditure or are earmarked for a specific future use. Any expenditure (or expense) account that requires Council action for its use is termed a contingency account.

CONTRIBUTIONS TO OTHER FUNDS. Contributions and operating transfers made to another fund of the City.

COSTS CAPITALIZED. Charges attendant to the acquisition of a fixed asset, such as freight or installation, that may be reflected as part of the acquisition cost and depreciated over the life of the asset. The accounts are used only in proprietary and similar trust funds that recognize depreciation expense.

CRC. Concurrency Reservation Certificate.

CURRENT LEVEL OVERTIME. Additional salary funding for certain activities that normally require some periodic use of employee overtime.

DCSB. Duval County School Board

DCHFA. Duval County Housing Finance Authority. Now called the Jacksonville Housing Finance Authority.

DEBT. An obligation resulting from the borrowing of money or from the purchase of goods and services. Debt instruments used by the City of Jacksonville are limited to general obligation bonds, limited obligation revenue bonds, bond anticipation notes, and tax anticipation notes. All debt instruments must be authorized by the City Council.

DEBT SERVICE FUND. A fund used for payment of general long-term debt principal and interest.

DEBT SERVICE REQUIREMENT. The amount of money necessary for payment of outstanding debt, both principal and interest due during the fiscal period, and amounts that may be required for the future retirement of term bonds.

DEPARTMENT. A division of the City having a specialized function and personnel.

DIVISION. A distinct or separate function within a department.

DDA. Downtown Development Authority.

CITY OF JACKSONVILLE, FLORIDA

DIFFERENTIAL PAY. Funding for shift differential to which certain employees are entitled, based upon provisions included in the bargaining unit contracts.

DRI. Developments of Regional Impact.

EDUCATIONAL INCENTIVE PAY. Additional salary compensation paid to qualified police officers and firefighters after they have completed state approved specialized vocational courses.

ELM. Environmental Landscape Management.

EMPLOYEE BENEFITS. The attendant position costs for the City's portion of payroll taxes, pension contributions, deferred compensation, and life and health insurance premiums.

ENCUMBRANCE. A commitment to expend funds for goods or services that have not been fully executed and thus requires that funds be reserved for future use. Unless specifically liquidated or otherwise canceled, the reserved funds carry over to succeeding fiscal years; however expenditure must be for the same purpose for which the encumbrance was originally established.

ENTERPRISE FUND. A fund used to account for continuing operations that provide services to the general public that are similar to private business enterprises in nature, and where the intent is that the costs will be recovered primarily through user charges. Enterprise funds may also be used to account for activities where the periodic determination of revenues and expenses is appropriate for capital maintenance, management control, or other public policy.

EPA SECTION 105 GRANT. This grant is derived from the Federal 1970 Clean Air Act and is designed to provide local programs with funding in order to maintain air pollution control activities.

EXPENDITURE. A decrease in net financial resources caused by current personnel cost, operating costs, debt service and/or capital outlay. Unless stated otherwise, expenditure means budgetary expenditure, which is a decrease in net current assets, and which applies only to governmental and expendable trust fund operations.

EXPENSE. A decrease in net total assets. Expenses represent the total cost of operations (including depreciation) during a fiscal period, regardless of the timing of actual transactions. Expenses apply to proprietary and nonexpendable and pension trust funds.

EXPENSE CREDIT. The only expense credit that is part of the original budget is one within the R-O-W and Ground Maintenance (formerly Streets and Highways) operating budget to offset their labor and material costs for various bridge, roadway, and drainage improvements that are also budgeted as nondepartmental capital outlay projects.

FAMIS. Financial Accounting Management Information System.

FGFOA. Florida Government Finance Officers Association is an association to promote and improve the quality of financial accountability, management and communication by and for all governmental units in the State of Florida.

FISCAL YEAR. The annual period applicable to the annual operating budget. The City's standard fiscal year runs from October 1 through September 30. Certain activities of the City, primarily state and federal grant programs that may be separate from the annual budget, are required to be accounted for on different fiscal years.

CITY OF JACKSONVILLE, FLORIDA

FRANCHISE. A special privilege granted by ordinance that permits the continuing use of municipal property (such as public streets or rights-of-way) for the delivery of regulated public services. Franchises are normally granted on a fee basis to a single private utility provider.

FULL COST ALLOCATION. Method designed to recover indirect costs from non general fund activities for the administration of specific General Fund services provided to those activities.

FUND. A fiscal and accounting entity that is comprised of a self-balancing set of accounts that reflect all assets, liabilities, equity, revenue, and expenditures (or expenses) necessary to disclose financial position and the results of operations. Funds are established as individual entities in order to segregate financial records for purposes of legal compliance, different natures of the activities performed, measurement of different objectives, and to facilitate management control. Generally, the number of individual funds is kept to the lowest number that allows effective and efficient management, with activities that are similar in nature and purpose accounted for in the same fund.

FUND BALANCE. The unused balance of governmental funds and expendable trust funds, which includes certain reservations of funds established for control purposes. Fund balance is not equivalent to "net worth".

FUND TYPE. All City funds fall into 11 standard generic fund types within three categories. Governmental funds include: General, Special Revenue, Debt Service, Capital Projects, and Component Units. Proprietary funds include: Enterprise and Internal Service. Fiduciary funds include Pension Trust, Private-purpose Trust, Investment Trust and Agency. Not all funds are subject to annual appropriation.

GAAP. Generally accepted accounting principles.

GASB. Governmental Accounting Standards Board.

GENERAL FUND. The fund used to account for both general government activities and those activities not required to be accounted for in another fund.

GENERAL REVENUE. The revenue of a government other than that derived from and retained in an enterprise fund.

GENERAL SERVICES DISTRICT (GSD). Subfund within the fund type - General Fund, which accounts for those governmental services pertaining to the consolidated City of Jacksonville.

GFOA. Government Finance Officers Association.

GIS. Geographical Information System.

GRANTS. Contributions or gifts of cash or other assets from another government (usually state or federal agencies) that are normally restricted to expenditure or use for a specified purpose, activity or facility.

HOLIDAY BUYBACK. Additional compensation for certain employees who are covered by police and fire bargaining unit agreements, which is paid for holidays worked and not offset by a corresponding day off at a later date.

HOPWA. Housing Opportunities For Persons with AIDS

HUD. US Department of Housing and Urban Development

CITY OF JACKSONVILLE, FLORIDA

IMPROVEMENTS OTHER THAN BUILDINGS. A capital outlay account used for infrastructure and other permanent improvements, other than buildings, that add value to land. Examples include fences, sidewalks, and gutters.

INDIRECT COST. Administrative and overhead costs attendant to the performance of a service that are not considered to be an integral part of that service. As used by the City, indirect costs pertain primarily to allowable charges for state and federal grant programs and internal service funds.

INF. Information reviews.

INSURANCE COVERAGES. Premium costs for vehicle and general liability insurance, and special coverages for major items of equipment. Worker's compensation and other insurance associated with employees is accounted for in Employee Benefits.

INTEREST. An account used to reflect the interest payments on debt obligations. Interest payments for installment purchases or other non-debt obligations are accounted for in the Other Services & Charges account.

INTERGOVERNMENTAL REVENUE. Revenue received from other governments in the form of grants, entitlements, or shared revenues; charges for services are not included.

INTERNAL SERVICE FUND. A fund used to account for the financing of goods or services provided by one department to other departments or agencies of the City, or to other governments, on a reimbursable basis.

INTERFUND CHARGES. Charges for services rendered by a non internal service activity to a user within a different subfund.

INTRAFUND CHARGES. Charges for services rendered by a non internal service activity to a user within the same subfund.

IRMDC. International Relations and Marketing Development Commission.

ITP (Information Technology Planning). A five-year technology spending/funding strategy.

JAA. Jacksonville Aviation Authority

JACKSONVILLE CHILDREN'S COMMISSION (JCC). Autonomous board established to plan and implement all programs related to children's services.

JCDC. Jacksonville Capital Development Company.

JEA. Jacksonville Electrical Authority.

JEDC. Jacksonville Economic Development Commission.

JFRD. Jacksonville Fire and Rescue Department.

JHFA. Jacksonville Housing Finance Authority.

JIA. Jacksonville International Airport

JPA. Jacksonville Port Authority.

CITY OF JACKSONVILLE, FLORIDA

JSEB. Jacksonville Small and Emerging Business.

JSO. Jacksonville Sheriff's Office.

JTA. Jacksonville Transit Authority.

JUATS. Jacksonville Urban Area Transportation Survey.

“LAID ON THE TABLE.” The display of the Proposed Budget Book, with amendments, by the Council Finance Committee, for a period of time (at least seven days) for the purpose of allowing the public an opportunity for review prior to the full council public hearing before final approval of the budget ordinance.

LAPSE. In an effort to contain costs, a certain percentage less than full funding may be budgeted, usually in the areas of salaries and benefits. This decrease is normally absorbed through vacancies or attrition.

LEVY. A compulsory charge in the form of taxes, special assessments, or service charges, for the support of governmental activities.

LONG-TERM DEBT. Debt with a maturity of more than one year after the date of issuance.

MBRC – MAYOR'S BUDGET REVIEW COMMITTEE. A standing executive committee that is comprised of eight voting members made up of the Chief Administrative Officer, Deputy Chief Administrative Officer, Director of Administration and Finance and Administrative Aides to the Mayor.

MILLAGE RATE. The ad valorem tax rate expressed in terms of the levy per thousand dollars of taxable assessed value.

MOBILE EQUIPMENT. A capital outlay account used for vehicles, trailers, water/aircraft and rolling stock.

MPO. Metropolitan Planning Organization.

NEIGHBORHOOD MATCHING GRANTS. Small grants, not more than \$5,000 each, designed to give assistance to specific neighborhood projects that will promote a stronger and healthier community by encouraging neighbors to work together for a common purpose. The match must include 25 percent volunteer labor.

NON-CASH EXPENDITURES. Expenses not directly involving cash transactions; almost entirely depreciation expense, which is not budgeted.

NONDEPARTMENTAL. Functions and accounts that are not directly related to a department's primary service activities or are separate from departmental operations for control purposes.

NON REVENUES. Proprietary fund revenue that is incidental to, or a by-product of, the fund's primary service activities.

OBJECT. A budgetary and accounting classification that is the basic level for line item budgetary reporting and control. Objects include goods and services with similar characteristics, such as employee benefits or supplies.

OPERATING INCOME. The excess of operating revenue over operating expenses, before interfund transfers, interest, and other adjustments not directly related to operations. The concept of operating income applies only to enterprise, internal service and nonexpendable and pension trust funds.

CITY OF JACKSONVILLE, FLORIDA

ORDINANCE. A formal legislative enactment by the City Council that implements or amends local law. Any budgetary change that affects total appropriations, levies, use of reserved appropriations, personnel authorizations by fund, or duties and powers of appointed officials requires an ordinance.

PAID LOSS. Claims paid by the Self-Insurance funds.

PENSIONS PAID. Annual payments made from the General Fund to retirees, in addition to their pension payments, which are established in the Annual Budget Ordinance.

POW. Plan of work.

PREMIUMS PAID IN CARRIERS. Insurance premiums paid by the Self-Insurance funds to commercial carriers for catastrophic excess coverages and minor specialized coverages.

PRINCIPAL. An account used to reflect the principal payments on debt obligations.

PSG. Public Service Grant given to nonprofit organization.

RC. A standard personnel reclassification form used for any proposed transfer of authorized positions or part-time hours or for requesting establishment of additional positions or hours.

REDLINED. Positions listed on budget ordinance schedule B2 that once vacanted are legally required to be eliminated and reduce the Citywide cap.

RENTALS. An account used for the rental of land or buildings not owned by the City. Temporary rental of equipment is accounted for in the Other Services & Charges account.

RESERVE FOR DEBT SERVICE. An account used to segregate a portion of available funds that are legally restricted to the payment of general long-term debt principal and interest maturing in future years.

RETAINED EARNINGS. An account that reflects accumulated net earnings (or losses) of a proprietary or similar trust fund. As in the case of fund balance, retained earnings may include certain reservations of fund equity. Retained earnings also differs from "net worth" primarily because contributed capital is accounted for separately.

REVENUE BONDS. Bonds whose principal and interest are payable from pledged revenue sources, and which are not legally backed by the full faith and credit of the City. Revenue bonds may be authorized by the City Council without voter approval.

REVENUE. An increase in net current assets from other than expenditure (or expense) refunds and residual equity transfers. For proprietary and similar trust funds, revenue also includes net increases in other assets and excludes capital contributions. Proceeds from long-term debt and operating transfers-in are classified as other financing sources.

S.A.F.E. Safe Accessible Flexible Enrichment program providing afterschool enrichment and recreation for older children.

SALARY EQUALIZATION. An activity level adjustment to salaries that is sometimes required due to system restrictions. It is used most often when the projected salary for a position that is being added or deleted is incorrect.

SINKING FUNDS. Unbudgeted accounts used in certain enterprise subfunds for control purposes related to debt service payments.

CITY OF JACKSONVILLE, FLORIDA

SJRWMD. St. John's River Water Management District.

SMG. A private company whose function is the development and management of public assembly facilities, including stadiums, arenas, theaters and exhibition/convention centers. SMG operates several facilities under long-term contracts or leases with the City and assume full responsibility for financial and operating management. The company was previously known as Spectacor Management Group but changed their name to SMG.

SPECIAL ASSESSMENT. A compulsory levy made against certain properties to recover all or part of the cost of an improvement or service that primarily benefits those properties.

SPECIAL REVENUE FUND. A fund used to account for the proceeds of specific revenue sources (other than special assessments, expendable trusts, or for capital projects) that are legally restricted to expenditure for specified purposes.

SUBFUND. A budgetary and accounting entity that is a division of a fund. Although the fund level is where all pertinent accounts must be self-balancing, most subfunds of the City are also self-balancing.

SUBJECT. The most basic level of formal budgetary detail for both revenue and expenditures, such as pension contributions within the employee benefits object.

SUPERVISION ALLOCATED. Charges based upon the prorated allocation of the cost of a supervision activity to the other activities within that department which it supervises.

TAX ANTICIPATION NOTES. Short-term debt issued in anticipation of the collection of ad valorem taxes that are receivable only from the ad valorem tax collections.

TAXES. Compulsory charges levied by a government for the purpose of financing services performed for the common benefit. Taxes levied by the City of Jacksonville are approved by the City Council and are within limits determined by the state.

TAX INCREMENT DISTRICT (TID or TIF). Financing district that segregates the ad valorem tax generated by the increase in property values in that district over a base year. These funds are appropriated solely for infrastructure improvements and redevelopment programs within that district.

TD. Transfer directive used to transfer budgeted appropriations from one object account to another, within the authorized transfer power of the Mayor.

TEMPORARY HOURS. Part-time employees who are paid on an hourly basis. Authorization for use of such employee is based upon budgeted hours.

TID. Tax increment districts or Tax increment finance districts

TIF. Tax increment districts or Tax increment finance districts

TIP. Transportation Improvement Program.

TITLE V CONTRACT. Contract with the State to permit major sources that emit hazardous air pollutants above a threshold amount. Contract is also to used address inspections and ambient monitoring as they relate to major source polluters.

CITY OF JACKSONVILLE, FLORIDA

TRANSFERS TO FIXED ASSETS. A mechanism that removes capital outlay expenses from the operating budgets of proprietary and similar trust funds, while allowing line item control over capital outlay accounts.

T.R.I.M. The **TR**uth In **M**illage advertisement required by Florida State Statutes in Chapter 200. It is required to be placed in a newspaper of general paid circulation in the county published at least five days a week with general interest and readership in the community. The ad content is defined by the statutes to clearly state the exact millage that will be charged to property owners for each unit of the government for the coming year.

TRUST FUNDS. Funds used to account for assets held by the City in a trustee capacity for individuals, private organizations, other governments, or other funds.

UNALLOCATED SALARIES. A mechanism which will set aside portions of budgeted salaries when a worker's compensation claim is paid. Worker's compensation claims are paid by the Worker's Compensation activity of Self-Insurance, which then frees for other uses a corresponding amount in the salary account of the claimant's activity. Use of the moneys transferred to the Unallocated Salaries account will require approval by the Mayor.

UNITARY CAP. Accounts for all positions authorized within the budget irrespective of fund location or position classification.

UPWP. United Planning Work Program.

USD 1. Urban Services District 1 is that portion of the General Fund that accounts for services and obligations which pertain only to the preconsolidated City of Jacksonville.

USD 2-5. Urban Services Districts established at the time of consolidation when the cities of Jacksonville Beach, Atlantic Beach, Neptune Beach and the town of Baldwin elected to retain local autonomy for certain municipal purposes.

USER FEE. Fee charged for the use of certain municipal services.

USGS. United States Geological Survey.

USPS. United States Postage Service

VACANCY POOL. Pool of unfunded full-time equivalent positions that can be moved to any area within the executive departments at the pleasure of the Mayor.

VPAC. Vested Property Affirmation Certificate.

2010 Plan. Adopted in July 1980 to encourage the most appropriate use of resources consistent with the public interest.

INDEX

Accounting	554
Adult Services	651
Advisory and Regulatory Boards	98-99, 520-523
Administrative Services	529
Air Pollution - EPA	168-169
Air Pollution Tag Fee	166-167
Alcoholic Rehabilitation Program	182-183
Ambient Air Monitoring	170-171
Analysis of Bonded Indebtedness	412
Animal Care and Protective Services	547
Animal Care and Control	190-191
Ancillary Legal Charges	566
Annual Budget	32
Anticipated Grants	77-86
Asian Commission	522
Assessed & Estimated Value of Taxable Property	665
Authorized Capital Projects	378-383
Banking Fund	350-352
Baseball Stadium	292-297
Beach Erosion, Local	236-237
Behavioral and Human Services	651-652
Better Jacksonville Trust Fund	244-245
Budget	554
Budget Highlights	31
Budget Calendar	54-55
Budget Process	51-54
Budget Revision Procedures	50
Budgetary Entity	32
Budgeted Expenditures by Department, All Funds	70
Budgeted Revenue, Expenditures, and Reserves	65-68
Budgeted Revenues by Department, All Funds	69
Building Inspection Fund	184-186
Building Inspection	613
Capital Improvement Program	447-513
Cecil Field Commerce Center	234-235
Central Operations	100-101, 524-531
Central Operations – Office of the Director	530
Circuit County Court	542
Circuit Court	542
Circuit Municipal County Courts	539
Civil Service Board	522
Civilian Labor Force, Employment, and Unemployment	668
Clerk of Court	149-150, 537-539
Communications	334-335
Communications - Radio	336-338
Communications Service Tax	48
Community Development	224-225, 572
Community Planning	614
Comparative Net City Budget Summary	60

INDEX

Comparative Net Consolidated Budget-----	61-63
Concurrency Management System-----	163-165
Conformity with GAAP-----	39-40
Consolidation-----	26
Construction Activity-----	668
Construction Trades Qualification Board-----	523
Contamination Assessments-----	260-261
Convention Center-----	304-307
Copy Center-----	328-329
Corrections-----	607
Correctional Officers Pension-----	394-395
City Council-----	102-103, 532-536
Council Auditor-----	534
Council Direct Expenditures-----	534
Council President Expense Account-----	534
Council Staff Services-----	535
County Courts-----	539
Court Cost Courthouse Trust Fund-----	202-203
Court Innovations-----	198-199
Courts-----	104-105, 540-542
Courts Special Revenue Funds-----	542
Current Planning-----	614
Debt Policy-----	36
Debt Management-----	408
Debt Services Requirements-----	416-446
Delinquent Revenue Collections-----	38
Demographic Information-----	673-674
Development Services-----	616
Distinguished Budget Presentation Award-----	21
Don Brewer Center-----	587
Driver Education Safety Trust Fund-----	240-241
Duval County Law Library-----	188-189
Duval Legislative Delegation-----	567
Duval County Teen Court Programs Trust Fund-----	206-207
Early Literacy-----	587
Elections-----	658
Emergency Contingency-----	154-155
Emergency Preparedness-----	561
Engineering and Construction Management-----	640
Enterprise Funds-----	246
Environmental Protection – All Years-----	242-243
Environmental Quality-----	548
Environmental and Compliance-----	106-107, 543-549
Environmental and Compliance Capital Projects-----	549
Environmental and Compliance – Office of the Director-----	549
Ethics Office-----	566
E911 Emergency User Fee-----	210-211
Equestrian Center-----	308-313
ETR Bond Construction 1999A-----	372-373
ETR Refunding 2002B-----	374-375
ETR Refunding 2009C-----	270-271

INDEX

Fact Sheet -----	30
Finance -----	550-553
Finance – Office of the Director -----	555
Financial Condition -----	56
Financial Policies-----	33
Fire and Rescue-----	557-559
Fire and Rescue Capital Projects -----	458-471
Fire and Rescue – Office of the Director -----	560
Fire and Rescue Administrative Services -----	560
Fire Training -----	562
Fire Operations -----	561
Fire Prevention-----	562
Fleet Management-----	524
Fleet Management - Direct Replacement -----	326
Fleet Management - Operations-----	320
Fleet Management - Vehicle Replacement -----	322
Florida Boater Improvement Program-----	232
Form of Government -----	29
Fund Balance and Retained Earnings -----	69
General Capital Projects -----	376
General Counsel -----	112-113, 342-343, 564-566
General Employees Pension Administration -----	392-554
General Funds -----	88-97
General Services District-----	87
Glossary -----	675
Gross Sales and Florida Price Level Index -----	669
Group Health -----	346-347
Guaranty Ent. Construction Fund -----	370-371
Hazardous Waste Program-----	180-181
Hispanic American Advisory Board -----	520-522
History -----	24
Housing -----	114-115, 568-571
Huguenot Park Trust Fund-----	226-227
Human Resources -----	526-531
Index -----	685
Information Technology-----	330-341
Insured Programs -----	344-345, 348-349
Interfund Contributions-----	76
Internal Service Funds -----	316-317
Investigation & Homeland Security/Narcotics and Vice -----	608
Investment Policy -----	36
Jacksonville Children’s Commission -----	222-223, 583
Jacksonville Children’s Commission – Office of the Director-----	587
Jacksonville Children’s Commission – Training, Evaluation, Research -----	588
Jacksonville Economic Development Commission -----	402-404
JEDC Capital Projects -----	596
JEDC Cecil Field Trust -----	405-406
JEDC Entertainment Facilities -----	280-315
Jacksonville Housing Finance Authority -----	400-401, 568, 592

INDEX

Jacksonville Human Rights Commission	116-117, 574-577
Jacksonville Profile	23
Juvenile Drug Court	196-197
Kathryn A. Hanna Park Improvements	228-229
Landfill Closure	262-263
Legal Aid	200-201
Library Conference Facility Trust	208-209
Local Option 1/2 Cent Transportation Fund	176-177
Local Option Gas Tax	178-179
Major City Revenues	41
Mayor	118-119, 598-600
Mayor's Commission on the Status of Women	520-523
Mayor's Message	18
Medical Examiner	120-121, 601-604
Memorial Arena	286-291, 672
Military	28
Military Affairs, Veteran and Disabled Services	643-652
Miscellaneous Statistical Data	670-672
Mission	20
Mosquito Control State Funds Trust	144-145
Mosquito Control	543-548
Motor Vehicle Inspection	254-255, 670
Municipal Code Compliance	543, 545, 547
Municipal Stadium	280-285, 672
Net Budget	58
Net Consolidated Budget	59
Organizational Chart	22
Other Funds	368-406
Office of General Inspector	598-600
Parking Garage Revenue	252-253
Part -Time Hour Distribution by Department	73
Pension Funds	37, 392-397
Performing Arts - Events	298-303
Personnel Distribution by Department	71-72
Personnel Distribution by Employee Type	74
Planning and Development	610-612
Planning and Development – Office of the Director	616
Police Operations	605
Police Services	609
Preface	9
Procurement	524, 527, 531
Property Appraiser	617
Property Appraiser Administration	619
Property Appraiser Commercial	620
Property Appraiser Field Operations	620
Property Appraiser Land Records	621
Property Appraiser Personal Records	621
Property Appraiser Records Management	622
Property Appraiser Residential	622

INDEX

Property Tax Rates—All Overlapping Governments	666
Property Taxes	41-42
Public Buildings	633, 635, 641
Public Defender	128-129, 204-205, 623-625
Public Health	130-131, 626-628
Public Libraries	132-133, 208-209, 629-632
Public Parking	249-251, 549
Public Safety vs. Non Public Safety Staffing	75
Public Safety Initiative	156-159
Public Works	633-639
Public Works – Office of the Director	641
Public Works Capital Projects	480-513
Real Estate	633-642
Recording Fees Technology	204-205
Recreation and Community Services	643-650
Recreation and Community Services – Office of the Director	653
Recreation and Community Programming	654
Rescue	557-563
Reserve Policy	37
Risk Management	550, 552, 555
Revenue, Expenditures and Changes in Fund Balances	57
Rights-of-Way (ROW) and Ground Maintenance	633-634, 640
River City Renaissance Bond Construction	384-385
Recreation and Community Services Capital Projects	474-479
Schedule of Appropriations by Department	514
Self-Insurance	344-345
Sheriff, Administration	607
Sheriff, Office of	605
Sheriff, Personnel and Professional Standards	609
Sheriff's Trusts	398-399
Solid Waste	633, 636, 642
Solid Waste Disposal	256-258
Solid Waste Facilities Mitigation	264-265
Solid Waste Class III Mitigation	266-267
Solid Waste Charges	48
Special Revenue Funds	161
Special Revenue Debt service 2008	354-355
Special Revenue Debt Service 2009A	356-357
Special Revenue Debt Service 2009C	358-359
Special Revenue Debt Service 2010A	360-361
Special Revenue Debt Service 2010C	362-363
Special Revenue Debt Service 2011A	364-365
Special Revenue Debt Service 2012	366-367
Sports Complex Capital Maintenance	314-315
State Attorney	659-661
State Shared Revenues	46-47
Statement of Revenues, Expenditures, and Changes in Fund Balance	57
Stormwater Charges	47
Stormwater Services	274-279
Streets and Highways Five-Year Road Program	174-175
Supervisor of Elections	142-143, 656-658
Supervisor of Elections – Registration	658
Swap Policy	37

INDEX

Tangible Personal Property-----	38
Tax Collector -----	151-153
Tax Collector Branch Agencies-----	662-664
Tax Collector Current and Delinquent Taxes-----	664
Tax Collector Supervision and General Collection-----	664
Tax Increment Districts -----	212-221
Technical System Development -----	340
Tourist Development Council -----	172-173
Tree Protection and Related Expenses -----	192-193
Treasury -----	552-556
Utility Franchise Fees -----	45
Utility Service Taxes-----	44
Value Adjustment Board-----	532-536
Value of Building Permits Issued-----	667
Veterinary Services -----	194-195
Vision-----	20
Waterfront Management and Programming -----	643, 646, 654-655

CITY OF JACKSONVILLE, FLORIDA

Annual Budget

CITY OF JACKSONVILLE, FLORIDA
FOR THE FISCAL YEAR ENDING SEPTEMBER 30, 2012

BUDGET OFFICE STAFF

BUDGET OFFICER
Kent Olson

Heathcliff Beach

Roselyn Chall

Robyn Lawrence

Deborah LeCount

Marc Kurland

Angela Moyer

John Proctor

Alberto J. Souto

You can contact the Budget Office by phone at (904) 630-1301 or by email at www.coj.net/Departments/Finance/Budget

2011-2012 ANNUAL BUDGET



DEPARTMENT OF FINANCE
117 WEST DUVAL STREET, SUITE 325
JACKSONVILLE, FL 32202
WWW.COJ.NET