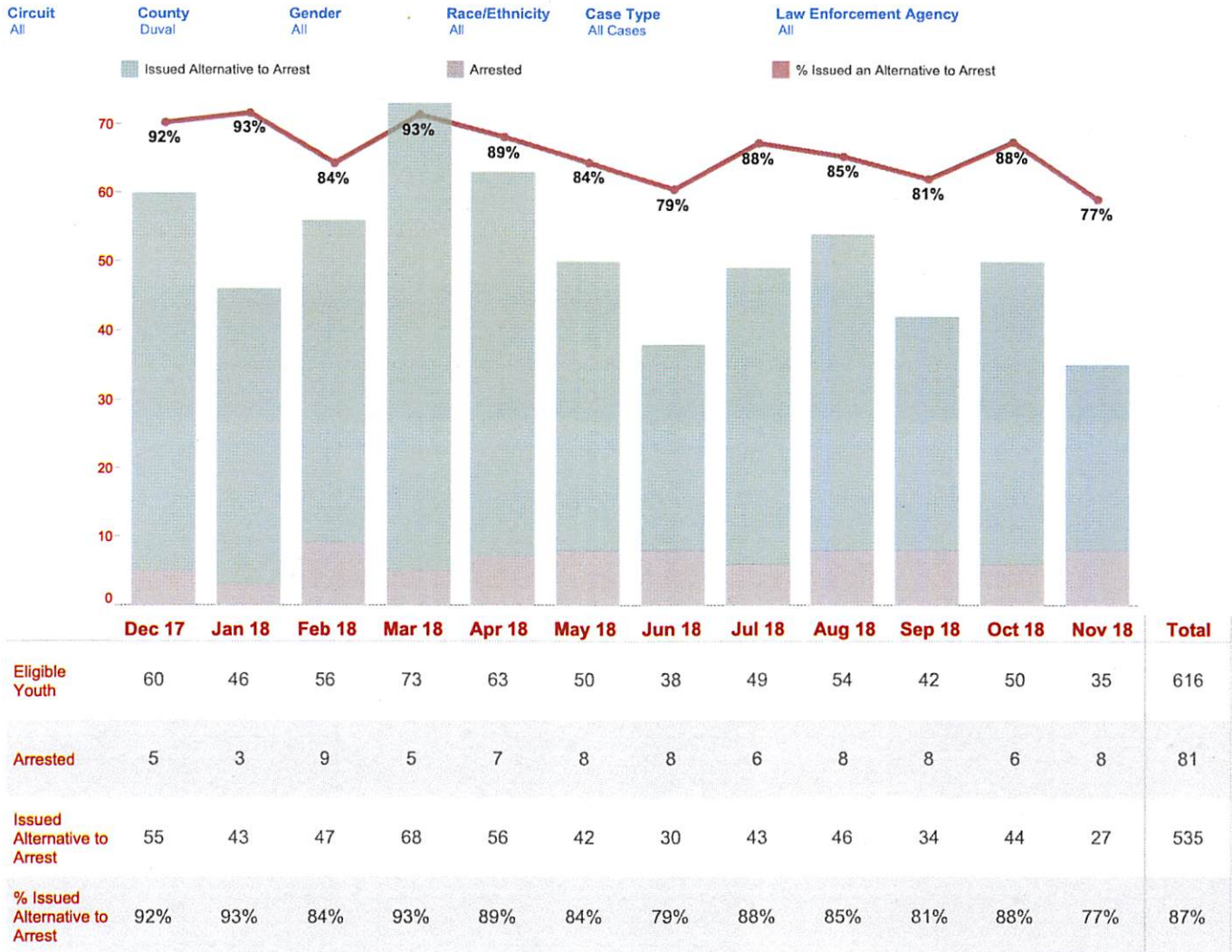


Civil Citation & Other Alternatives to Arrest Dashboard

Florida Department of
JUVENILE JUSTICE
Our Children, Our Future

Dates
Dec 2017 - Nov 2018

Civil Citation & Other Alternatives to Arrest by Month Dec 2017 - Nov 2018



Eligible Youth - First time misdemeanant (excluding sex offenses and firearms) with no history of civil citation or alternatives to arrest. Local policy or practice may include additional eligibility criteria not measured in this report

Duval County - All Offenses Intake - Arrests - Race/Ethnicity Split

Arrests/Youth/Pop
Arrests

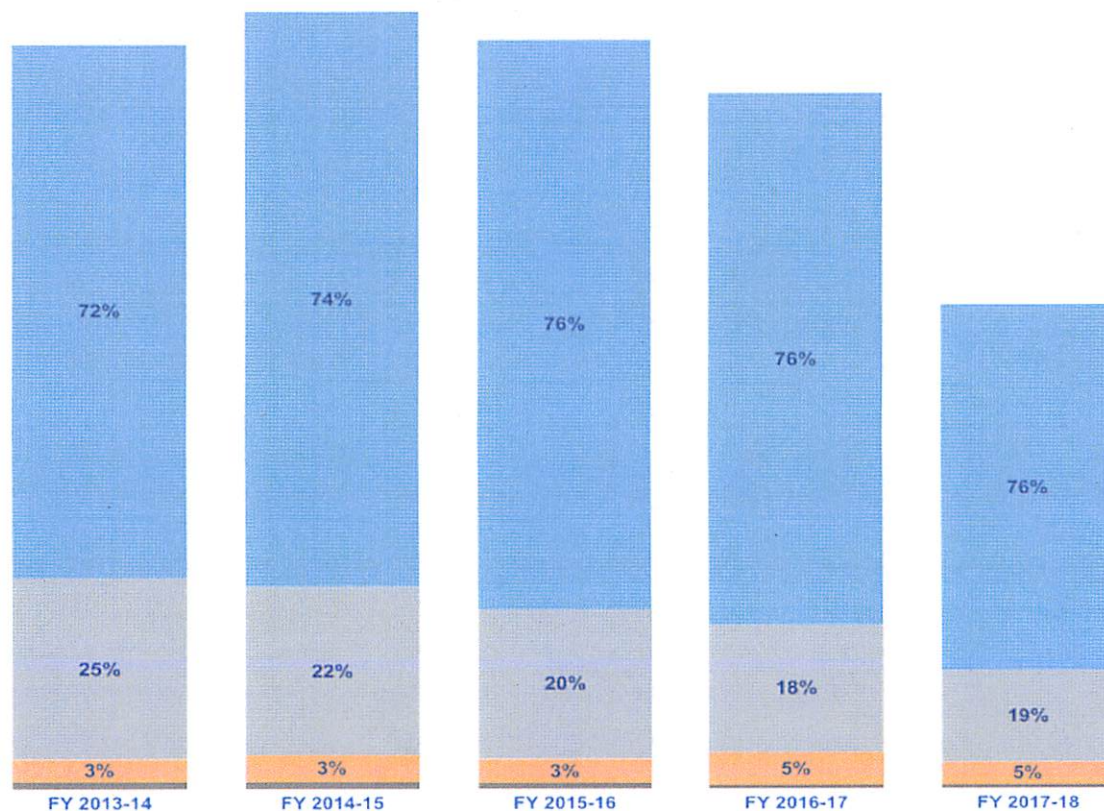
DJJ Status
Intake

Data Display
Race/Ethnicity Split

Select Location
Duval

Offenses Not valid with populati
All Offenses

Black Youth
White Youth
Hispanic Youth
Other Youth



| | | | | | |
|-----------------------|-------|-------|-------|-------|-------|
| Black Youth | 2,274 | 2,453 | 2,432 | 2,270 | 1,562 |
| White Youth | 782 | 723 | 642 | 542 | 396 |
| Hispanic Youth | 96 | 114 | 101 | 145 | 96 |
| Other Youth | 28 | 30 | 24 | 13 | 14 |

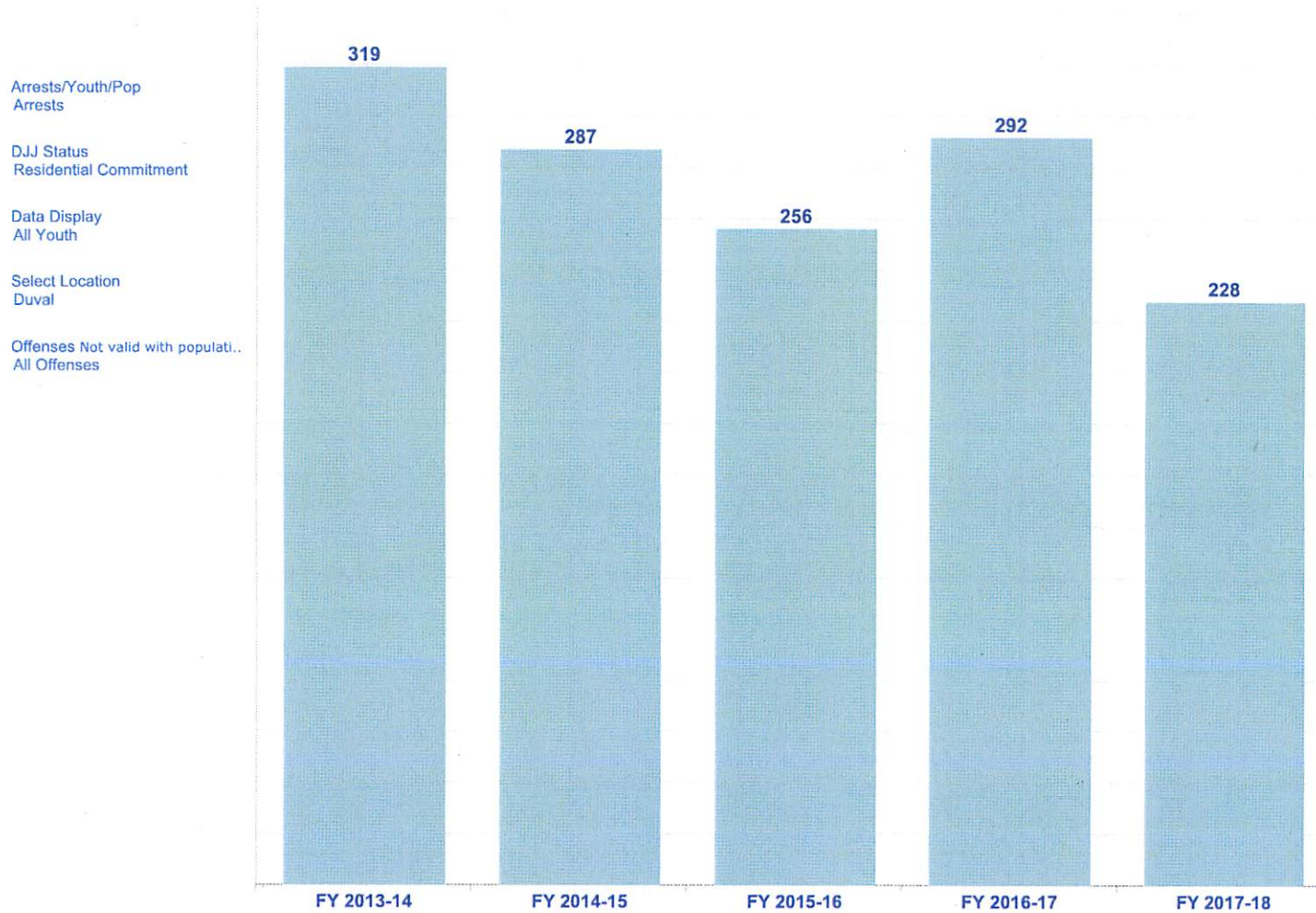
Data updated 9/19/2018

This report was compiled using data from the Juvenile Justice Information System (JJIS). For more information, visit <http://www.djj.state.fl.us>

Delinquency Profile 2018

Florida Department of
JUVENILE JUSTICE
Our Children, Our Future

Duval County Residential Commitment - Arrests



| | | | | | |
|-------------------------------------|-----|------|------|-----|------|
| Arrests/Youth | 319 | 287 | 256 | 292 | 228 |
| % Difference From Previous | | -10% | -11% | 14% | -22% |
| % Difference from FY 2013-14 | 0% | -10% | -20% | -8% | -29% |

Delinquency Profile 2018

Florida Department of
JUVENILE JUSTICE
Our Children, Our Future

Duval County Intake - Arrests

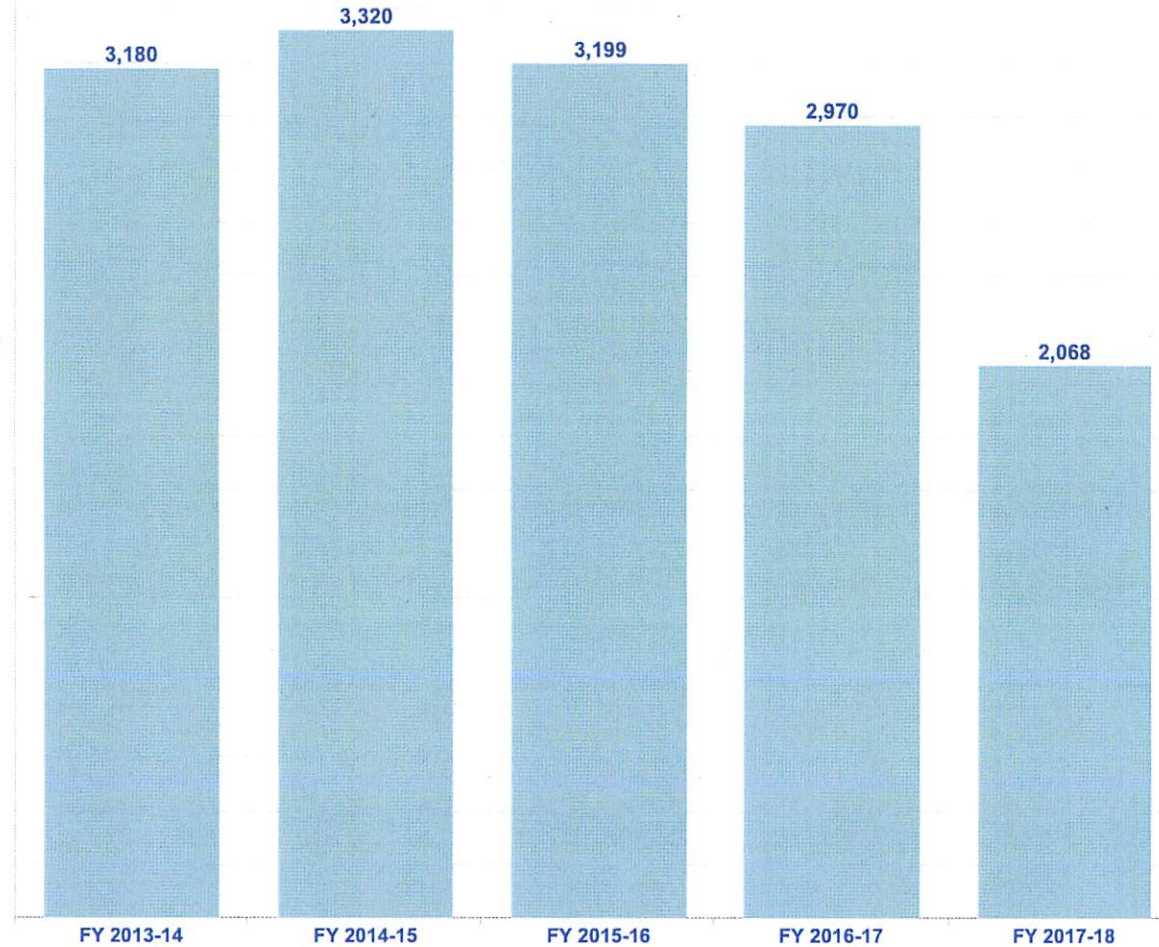
Arrests/Youth/Pop
Arrests

DJJ Status
Intake

Data Display
All Youth

Select Location
Duval

Offenses Not valid with populati..
All Offenses



| | FY 2013-14 | FY 2014-15 | FY 2015-16 | FY 2016-17 | FY 2017-18 |
|-------------------------------------|------------|------------|------------|------------|------------|
| Arrests/Youth | 3,180 | 3,320 | 3,199 | 2,970 | 2,068 |
| % Difference From Previous | | 4% | -4% | -7% | -30% |
| % Difference from FY 2013-14 | 0% | 4% | 1% | -7% | -35% |

Delinquency Profile 2018

Florida Department of
JUVENILE JUSTICE
Our Children. Our Future

Duval County - All Offenses Residential Commitment - Arrests - Age Split

Arrests/Youth/Pop
Arrests

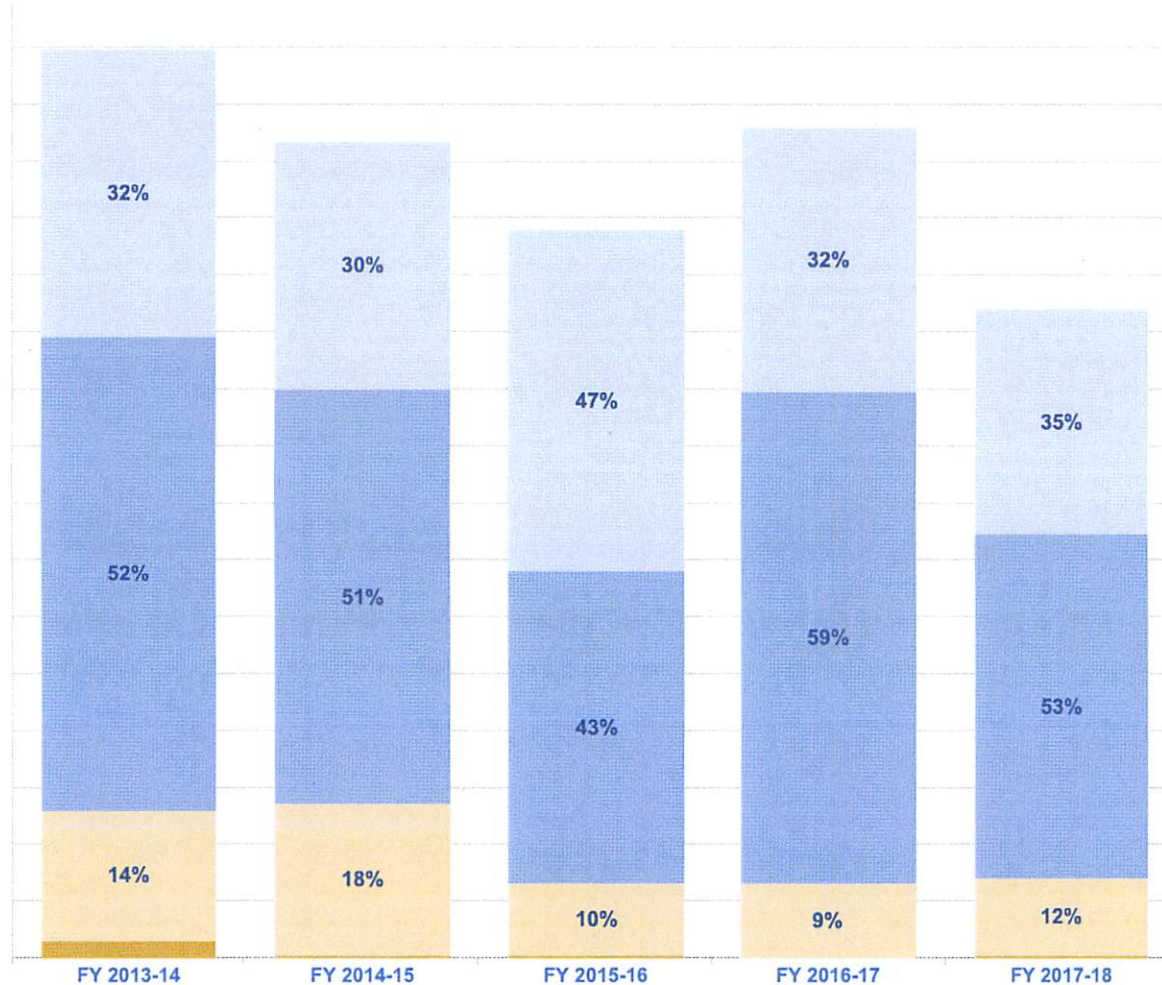
DJJ Status
Residential Commitment

Data Display
Age Split

Select Location
Duval

Offenses Not valid with populati..
All Offenses

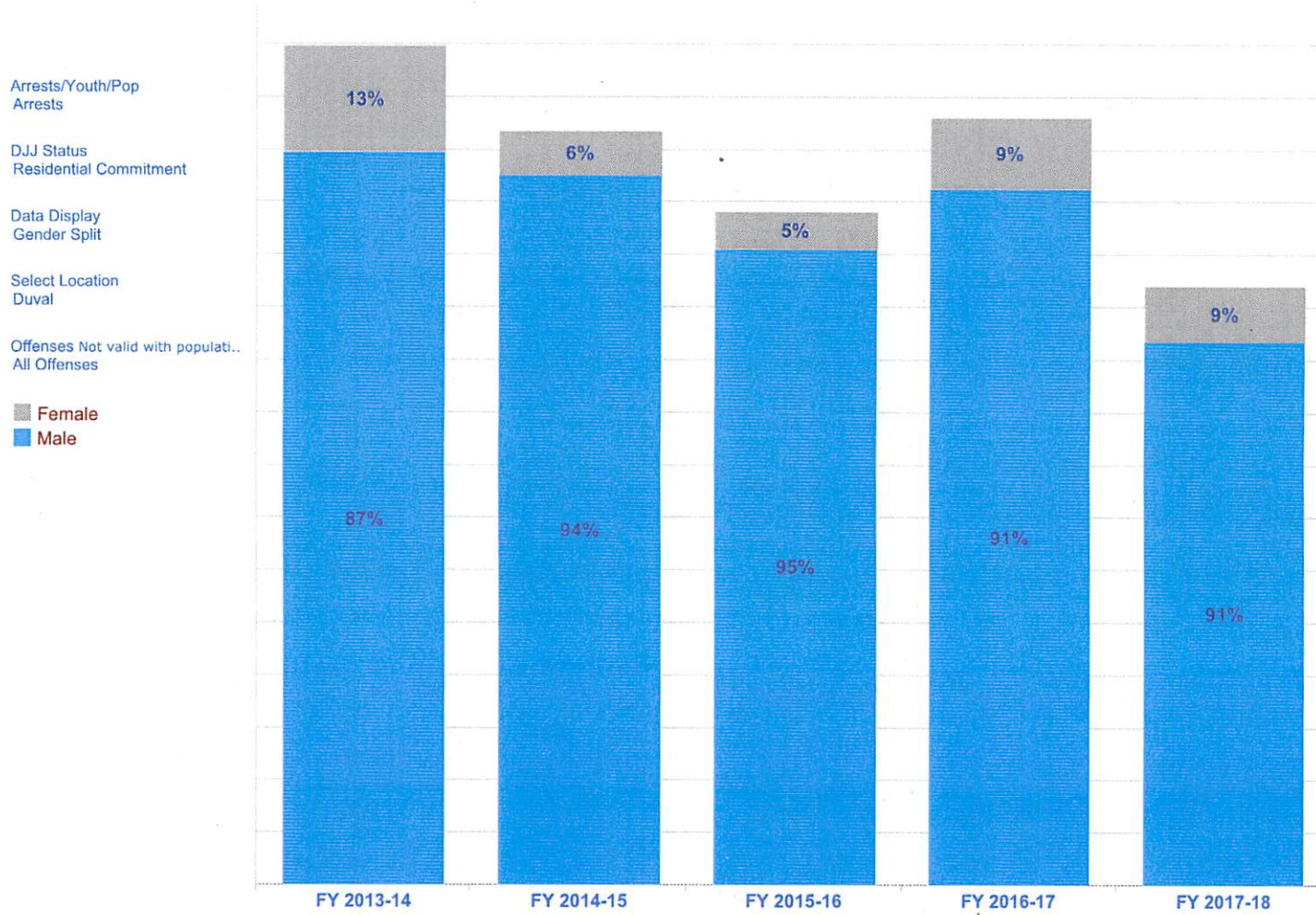
- Age 17+
- Age 15 - 16
- Age 13 - 14
- Age 5 - 12



| | | | | | |
|-------------|-----|-----|-----|-----|-----|
| Age 17+ | 101 | 87 | 120 | 93 | 79 |
| Age 15 - 16 | 166 | 146 | 110 | 173 | 121 |
| Age 13 - 14 | 46 | 53 | 25 | 26 | 27 |
| Age 5 - 12 | 6 | 1 | 1 | 1 | 1 |

Delinquency Profile 2018

Duval County - All Offenses Residential Commitment - Arrests - Gender Split



| | | | | | |
|---------------|-----|-----|-----|-----|-----|
| Female | 40 | 17 | 14 | 27 | 21 |
| Male | 279 | 270 | 242 | 265 | 207 |

Delinquency Profile 2018

Florida Department of
JUVENILE JUSTICE
Our Children, Our Future

Duval County - All Offenses Intake - Arrests - Age Split

Arrests/Youth/Pop
Arrests

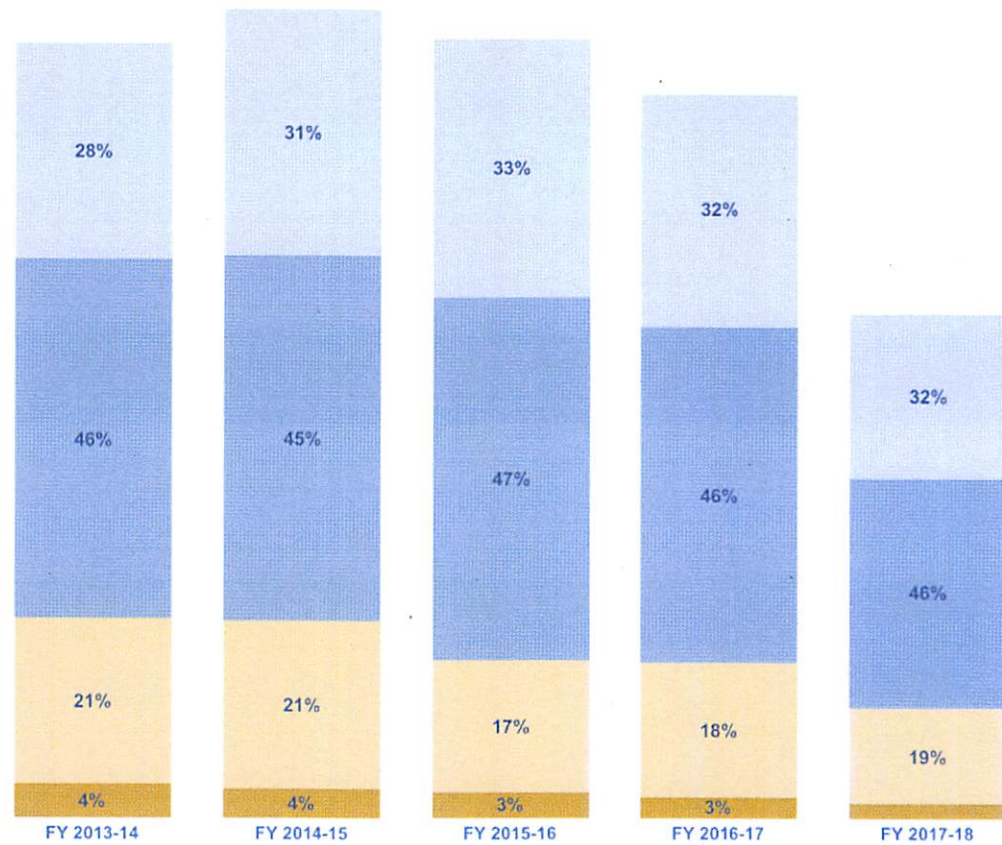
DJJ Status
Intake

Data Display
Age Split

Select Location
Duval

Offenses Not valid with populati..
All Offenses

- Age 17+
- Age 15 - 16
- Age 13 - 14
- Age 5 - 12



| Age Group | FY 2013-14 | FY 2014-15 | FY 2015-16 | FY 2016-17 | FY 2017-18 |
|-------------|------------|------------|------------|------------|------------|
| Age 17+ | 892 | 1,014 | 1,063 | 955 | 671 |
| Age 15 - 16 | 1,471 | 1,498 | 1,488 | 1,378 | 943 |
| Age 13 - 14 | 678 | 685 | 542 | 548 | 393 |
| Age 5 - 12 | 139 | 123 | 106 | 89 | 61 |

Data updated 9/19/2018

This report was compiled using data from the Juvenile Justice Information System (JJIS). For more information, visit <http://www.djj.state.fl.us>

Delinquency Profile 2018

Florida Department of
JUVENILE JUSTICE
Our Children, Our Future

Duval County - All Offenses Intake - Arrests - Gender Split

Arrests/Youth/Pop
Arrests

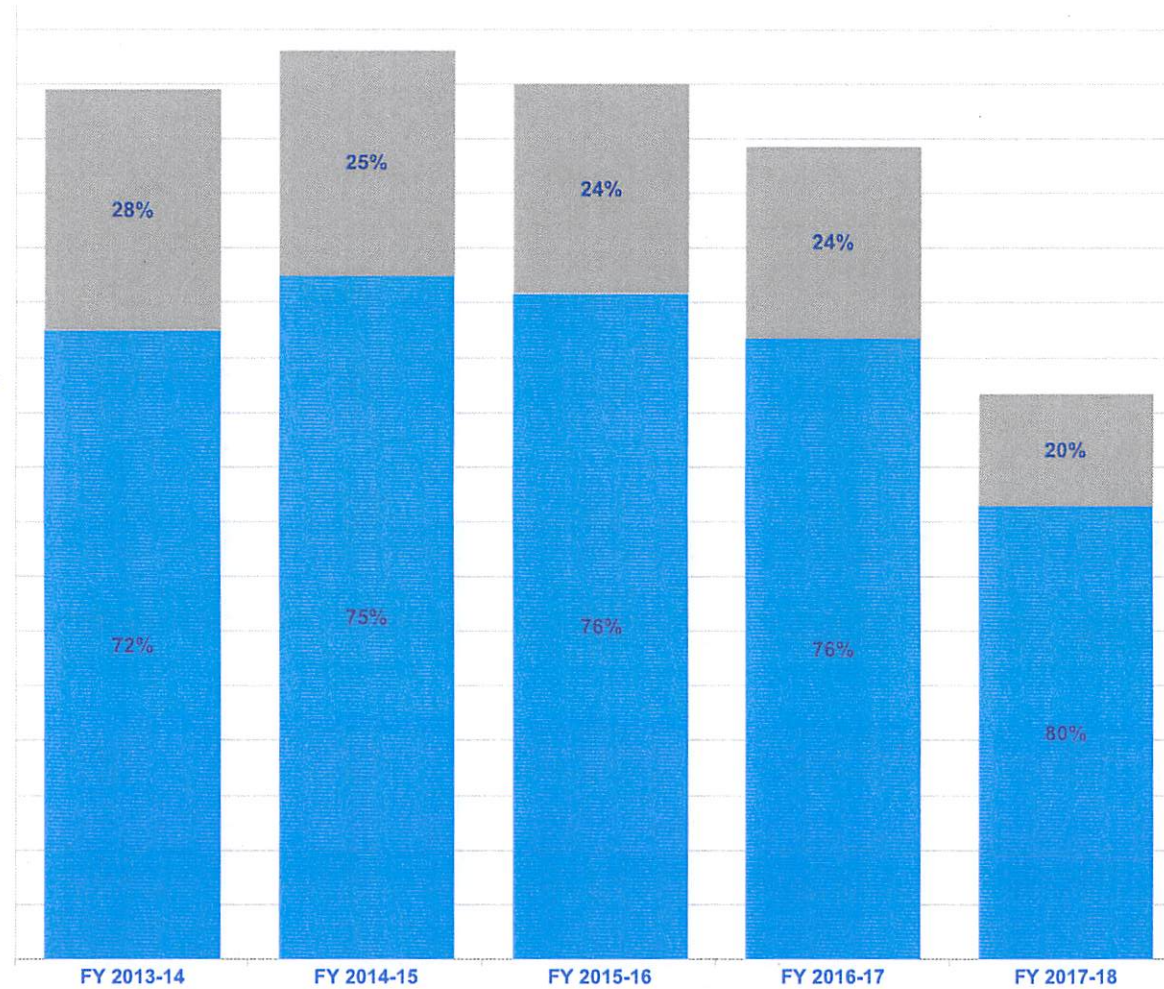
DJJ Status
Intake

Data Display
Gender Split

Select Location
Duval

Offenses Not valid with populati..
All Offenses

Female
Male



| | FY 2013-14 | FY 2014-15 | FY 2015-16 | FY 2016-17 | FY 2017-18 |
|---------------|------------|------------|------------|------------|------------|
| Female | 881 | 819 | 764 | 698 | 408 |
| Male | 2,299 | 2,501 | 2,435 | 2,272 | 1,660 |