



Council Auditor's Office 2017/18 Budget Summary Report Special Report #801

Executive Summary

Total Budget

The City's budget for the General Fund/General Services District for the FY 2017/18 is \$1,170,403,835. The City's total General Government budget for the FY 2017/18, excluding Independent Authorities, is approximately \$2.5 billion. The City's total budget for the FY 2017/18, including Independent Authorities, was approved by the City Council at approximately \$5.2 billion. It should be noted that intrafund/interfund transfers have not been eliminated.

Millage Rate

The FY 2017/2018 millage levy ordinance approved by the City Council held the millage rate constant at 11.4419. After considering the impact from Tax Increment Districts, net property tax revenue is budgeted at \$595.9 million for the FY 2017/18.

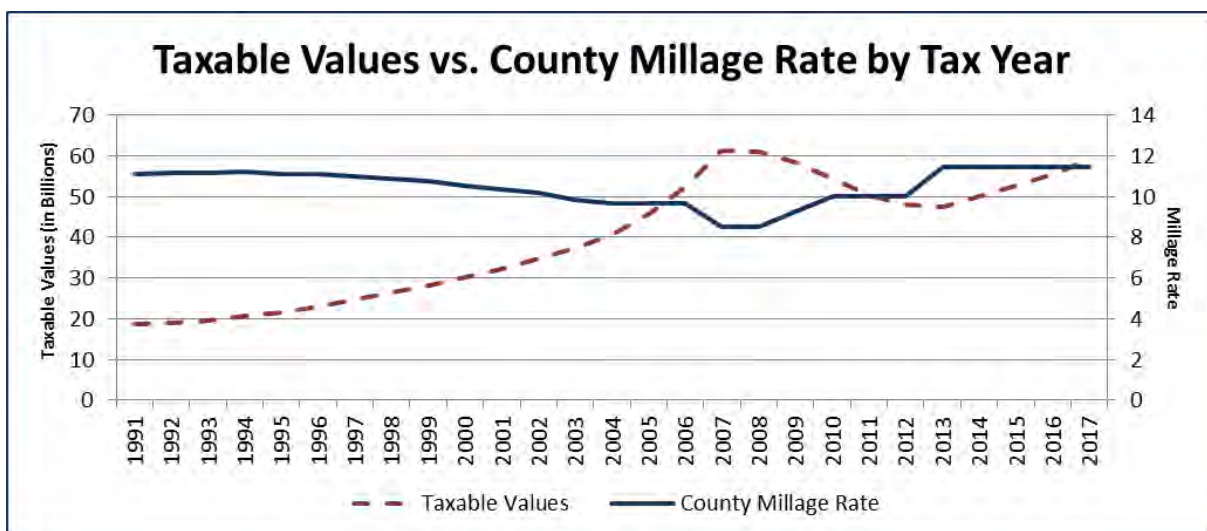
Major Depts. in General Fund

General Services District (in millions)

Sheriff	\$408.5
Fire & Rescue	216.8
Parks, Recreation & Community Services	45.2
Public Works	44.3
Public Libraries	33.0

Significant Council Actions

- Increased the Communication Service Tax revenue by \$2,291,872 and the Municipal Sales Tax revenue by \$1,817,517 while reducing the County Sales Tax by \$1,880,940.
- Approved 100 new police officer positions.
- Approved \$2,318,974 in additional funding to the Jacksonville Children's Commission for the After School Programs.
- Approved a total of \$4,801,596 to fund items including library materials, various mowing, PAL, Parks security, the Adult Drug Court, the JFRD Explorer Program, Downtown Economic Development, JALA, City Events website, etc.





Budget Summary

Fiscal Year 2017/18

November 27, 2017

Special Report #801

**Council Auditor's Office
City of Jacksonville
Summary of Budget Review
Table of Contents**

REPORT	1
OVERVIEWS:	
City and Independent Agencies	4
City of Jacksonville Summary of Budgets	5
Summary of Employee Caps by Subfund	7
General Fund Employee Cap by Department	8
Final City Council Established Contingencies	9
AD VALOREM TAXES:	
Summary of Ad Valorem Tax Calculations	10
2017 Millage Rates Within Duval County	11
Sample Residential Ad Valorem Tax Calculations	12
Tax Increment Districts	13
GENERAL FUND/GENERAL SERVICES DISTRICT:	
Schedule of Revenues	14
Various Revenue Detail	15
Schedule of Expenditures	16
Schedule of Non-Departmental Expenditures	17
SUMMARY OF SOLID WASTE DISPOSAL COSTS	21
SCHEDULE OF PUBLIC SERVICE GRANTS	22
CULTURAL COUNCIL GRANTS	23
SUMMARY OF CITY'S CAPITAL IMPROVEMENT PROGRAM	24

OFFICE OF THE COUNCIL AUDITOR
Suite 200, St. James Building



November 27, 2017

Special Report #801

Honorable Members of the City Council
City of Jacksonville

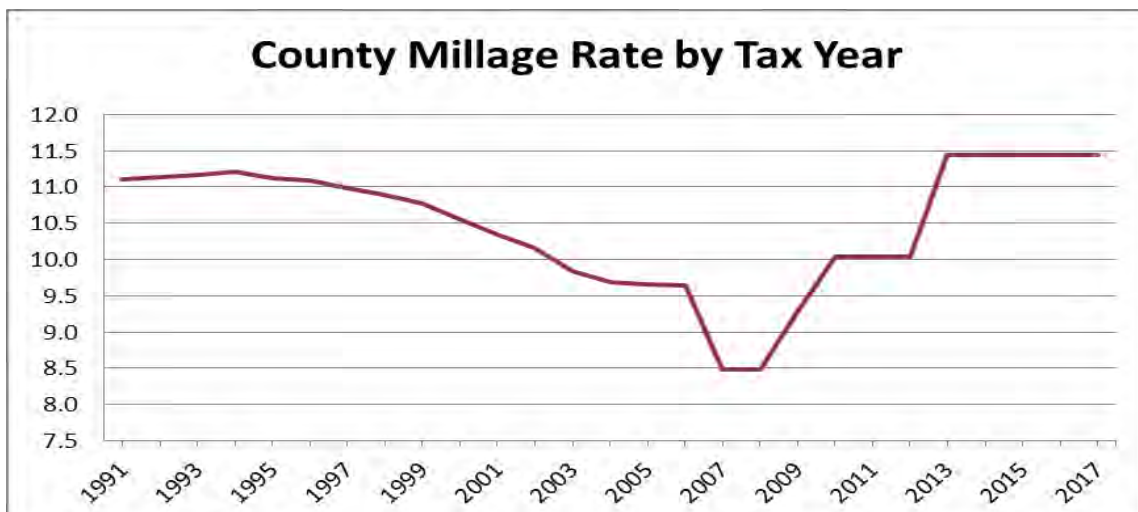
Introduction

This report summarizes the review and the resulting changes made by the Finance Committee and the City Council on the proposed fiscal year 2017/18 budget (Ordinance 2017-504-E). This report does not represent an audit or attestation conducted pursuant to Government Auditing Standards.

The City's General Fund/General Services District budget for the fiscal year 2017/18 was approved by the City Council at \$1,170,403,835 compared to \$1,101,477,909 in fiscal year 2016/17, or an increase of \$68,925,926. The main costs within the General Fund/General Services District for the fiscal year 2017/18 include the following:

- Salaries - \$377.7 million
- Pension - \$152.2 million
- Debt Repayment - \$103.0 million
- Group Health Insurance - \$37.7 million

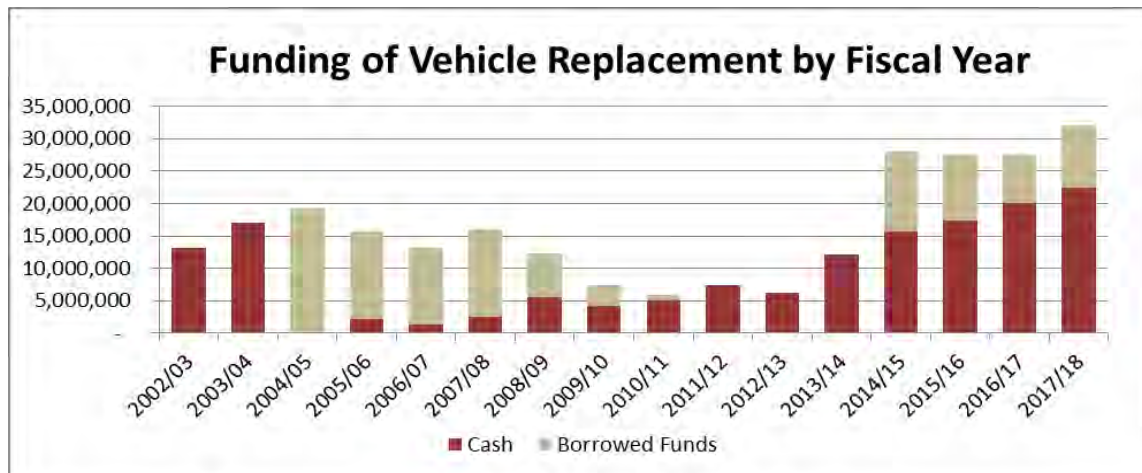
Three separate millage levy ordinances (2017-501 through 503) authorized the property tax rates for the City of Jacksonville (11.4419), the Beaches (8.1512) and Baldwin (9.6312). These millage rates are the same rates that were adopted by the City Council for fiscal year 2016/17.



City Council Actions

The Finance Committee and City Council made a number of changes during their review of the Mayor's proposed fiscal year 2017/18 budget. Some of the significant actions that Council took were as follows:

- The Committee increased Communication Service Tax revenue by \$2,291,872, increased Municipal Sales Tax revenue by \$1,817,517 and decreased County Sales Tax revenue by \$1,880,940 based on current year actuals and average annual growth.
- Approved a proposal from the Mayor of adding 100 new police officer positions with an adjustment to funding to account for when the new officers would be hired.
- Approved a proposal from the Mayor of adding 42 new firefighter positions with an adjustment to funding to account for when the new firefighters would be hired.
- Approved proposed funding for vehicle replacement of \$32.1 million of which \$22.4 million was in the form of cash with the remainder being funded via borrowing.



- The Committee added \$2,699,573 to the Jacksonville Children's Commission for After School Programs. The additional funding was made available due to a recent debt issuance that resulted in less principal and interest payments in FY 2017/18 than was included in the Mayor's Proposed Budget. There were also additional dollars brought above the line to provide interim funding past the originally proposed six month period so funding would be in place for the entire school year for some programs.
- The Committee appropriated a total of \$4,801,596 during the wrap-up discussions during the Budget Hearing held on August 25, 2017, and the funds were utilized for the following purposes:
 - Provided \$850,000 to the Jacksonville Public Libraries for additional funding for library materials.
 - Provided \$555,213 to Public Works in additional funding for mowing of City right of ways.
 - Provided \$500,000 in additional funding for the Police Athletic League (PAL) which was placed in a designated contingency.
 - Provided \$370,000 to Parks, Recreation and Community Services for additional funding for mowing of common areas in City Parks.

- Provided \$320,000 to Parks, Recreation and Community Services to fund security in City Parks.
 - Provided \$315,000 to Parks, Recreation and Community Services for additional funding for mowing of fields in City Parks.
 - Provided \$300,000 in funding to Downtown Economic Development.
 - Provided \$266,000 in funding for Jacksonville Area Legal Aid (JALA).
 - Provided \$238,008 to upgrade the City Events Website used by Special Events and Parks, Recreation and Community Services.
 - Provided \$187,926 in funding to AGAPE.
 - Provided \$176,926 in funding for I'm A Star Foundation.
 - Provided \$162,500 to Court Administration to fund one-half year of funding for the Adult Drug Court in hopes that the federal government funding would be in place for the second half of the year.
 - Provided \$150,000 to the Fire Department to restore funding for the JFRD Explorer Program.
 - Provided \$150,000 in funding for Catch a Break Program.
 - Provided \$120,000 to Public Works to fund two Project Manager positions to assist in managing the CIP projects included in the FY 2017/18 Budget.
 - Provided \$109,007 to the Finance Department for funding to implement a Grant Tracking System.
 - Provided \$31,016 to Court Administration for tablets and furniture.
- Added a provision to the Budget Ordinance that the Administration will bring legislation forward by January 3, 2018 including a fee policy review and the prior year's fee review.

Impact of City Council Auditor Recommendations to Finance Committee

During the budget review process, the Council Auditor's Office performs an extensive analysis of revenue and expenditures on a line item basis, along with statistical calculations and a review of material changes in funding for expenditures. Our staff interacts with the Budget Office, City Departments and Independent Agencies to complete our analysis and obtain answers to questions regarding budget requests.

Our review of the Mayor's Proposed Budget resulted in recommendations that increased revenues by \$4,801,689 and reduced expenditures by \$1,921,626, which created savings totaling \$6,723,315. These savings and other reductions identified by the Finance Committee were able to be utilized to offset items with a negative impact to the budget that were identified during our review and to help fund other initiatives of the City Council which were identified above.

Respectfully submitted,

Kyle S. Billy

Kyle S. Billy, CPA
Council Auditor

**COUNCIL AUDITOR'S OFFICE
CITY OF JACKSONVILLE
AND ITS INDEPENDENT AGENCIES
BUDGET SUMMARY**

	2016/17		2017/18	
	ORIGINAL BUDGET		COUNCIL APPROVED BUDGET	
	TOTAL AGENCY BUDGET (see footnote A)	CONTRIBUTION TO (FROM) CITY	TOTAL AGENCY BUDGET (see footnote A)	CONTRIBUTION TO (FROM) CITY
Jacksonville Aviation Authority				
Operations	93,610,286		95,970,906	
Capital	38,911,939		42,944,176	
Total Jacksonville Aviation Authority	<u>\$ 132,522,225</u>	<u>\$ -</u>	<u>\$ 138,915,082</u>	<u>\$ -</u>
Jacksonville Port Authority				
Excess Telecommunications Contribution		(2,996,070)		(2,940,286)
Operations	63,227,714		65,478,099	
Capital	127,120,500		82,010,032	
Total Jacksonville Port Authority	<u>\$ 190,348,214</u>	<u>\$ (2,996,070)</u>	<u>\$ 147,488,131</u>	<u>\$ (2,940,286)</u>
Police and Fire Pension Fund	<u>\$ 11,376,255</u>	<u>\$ -</u>	<u>\$ 12,249,471</u>	<u>\$ -</u>
Business Improvement District	<u>\$ 1,188,133</u>	<u>\$ (311,660)</u>	<u>\$ 1,393,379</u>	<u>\$ (458,491)</u>
Jacksonville Housing Finance Authority	<u>\$ 324,200</u>	<u>\$ -</u>	<u>\$ 320,000</u>	<u>\$ -</u>
Jacksonville Transportation Authority				
General Fund for Community Trans Coordinator		(1,372,217)		(1,410,864)
Local Option Gas Tax per Interlocal Agreement		(25,380,556)		(30,413,360)
Local Option Sales Tax Fund		(82,581,972)		(91,222,241)
Mayport Ferry Capital				(312,500)
Operations	224,621,907		125,028,366	
Capital	74,703,410		42,100,306	
Total Jacksonville Transportation Authority	<u>\$ 299,325,317</u>	<u>\$ (109,334,745)</u>	<u>\$ 167,128,672</u>	<u>\$ (123,358,965)</u>
J E A				
Electric Operations	1,285,965,741	92,270,692	1,268,533,999	91,471,795
Electric Capital	170,000,000		205,195,000	
Water & Sewer Operations	439,378,058	23,552,258	516,796,507	25,148,020
Water & Sewer Capital	225,500,000		236,511,000	
District Energy System Operations	9,247,921		9,125,828	
District Energy System Capital	3,071,000		3,241,000	
Total JEA	<u>\$ 2,133,162,720</u>		<u>\$ 2,239,403,334</u>	
Total Contribution to City General Fund		<u>\$ 115,822,950</u>		<u>\$ 116,619,815</u>
Total of City Independent Agencies	\$ 2,768,247,064	\$ 3,180,475	\$ 2,706,898,069	\$ (10,137,927)
Contribution to Shands Jacksonville		(26,275,594)		(26,275,594)
Net General Government Contributions		\$ (23,095,119)		\$ (36,413,521)
Total of Jacksonville General Government Budget	\$ 2,194,312,280		\$ 2,481,463,209	
Total Budget, General Government and Independent Agencies	\$ 4,962,559,344		\$ 5,188,361,278	

A Interfund and interagency transfers have not been eliminated.

CITY OF JACKSONVILLE
SUMMARY OF BUDGETS

		FY 16-17 COUNCIL APPROVED	FY 17-18 MAYOR'S PROPOSED	FY 17-18 COUNCIL APPROVED
GENERAL FUND				
011	GENERAL FUND - GSD	1,101,477,909	1,168,423,914	1,170,403,835
012	MOSQUITO CONTROL - STATE 1	51,666	44,632	44,632
015	PROPERTY APPRAISER	10,286,143	10,204,833	10,009,580
016	CLERK OF THE COURT	3,836,080	5,074,258	5,074,258
017	TAX COLLECTOR	16,310,238	17,421,319	17,476,669
018	EMERGENCY CONTINGENCY	54,691,309	65,732,316	60,732,316
019	JACKSONVILLE JOURNEY	4,232,992		
01A	SPECIAL EVENTS	6,733,353	6,509,556	6,509,556
TOTAL	GENERAL FUND	1,197,619,690	1,273,410,828	1,270,250,846
SPECIAL REVENUE FUNDS				
110	PLANNING, ECONOMIC DEV & CONCUR MGMT	2,701,241	1,591,055	1,590,462
120	AIR POLLUTION CONTROL & MONITORING	1,676,694	1,659,675	1,715,020
130	SPORTS, CONVENTION & TOURISM DEV	7,387,307	9,410,000	9,410,000
140	TRANSPORTATION	117,936,751	134,492,314	141,807,208
150	GENERAL GOVERNMENT	20,985,883	22,230,535	22,507,035
160	PUBLIC SAFETY		7,000,000	7,000,000
170	EMERGENCY 9-1-1	4,421,002	4,761,990	4,445,720
180	TAX INCREMENT DISTRICTS	31,086,774	33,959,546	33,018,408
190	JCC / JAX JOURNEY	24,311,728	27,098,069	29,974,568
1A0	COMMUNITY DEVELOPMENT BLOCK GRANT	195,000	195,000	195,000
1D0	MAINTENANCE, PARKS AND RECREATION	8,484,289	6,202,961	5,807,465
1F0	OTHER FEDERAL, STATE & LOCAL GRANTS	200,000	450,000	
1H0	GENERAL GOVERNMENT	1,357,942	1,531,702	1,531,702
1I0	BETTER JACKSONVILLE	70,341,627	74,402,754	74,402,754
1L0	SPECIAL ASSESSMENT FUND	294,702	1,009,000	1,009,000
1S0	GENERAL GOVERNMENT	1,510,014	1,088,503	1,088,503
TOTAL	SPECIAL REVENUE FUNDS	292,890,954	327,083,104	335,502,845
CAPITAL PROJECT FUNDS				
310	BOND PROJECTS	0	26,084	
320	GENERAL PROJECTS	51,228,163	120,495,909	127,327,323
330	GRANT PROJECTS	-300,000	1,650,000	
340	RIVER CITY RENAISSANCE PROJECT	0	25,758	7,811
360	BOND PROJECTS	0	111,028	111,028
TOTAL	CAPITAL PROJECT FUNDS	50,928,163	122,308,779	127,446,162
ENTERPRISE FUNDS				
410	PUBLIC PARKING SYSTEM	4,090,616	4,034,053	4,034,053
430	MOTOR VEHICLE INSPECTION	464,419	466,524	466,524
440	SOLID WASTE DISPOSAL	83,596,354	81,974,466	81,757,182
460	STORMWATER SERVICES	42,144,410	41,913,031	42,546,622
4F0	EQUESTRIAN CNT/NEFL EQUESTRAIN SOCIETY	402,553	405,126	405,126
4G0	SPORTS COMPLEX CAPITAL MAINT	7,055,880	8,825,344	8,825,344
4K0	CITY VENUES	76,224,462	89,183,043	85,180,680
TOTAL	ENTERPRISE FUNDS	213,978,694	226,801,587	223,215,531
INTERNAL SERVICE FUNDS				
510	FLEET MANAGEMENT	79,106,497	90,796,738	90,796,738
520	COPY CENTER / CENTRAL MAILROOM	2,449,152	2,537,364	2,537,364
530	INFORMATION TECHNOLOGIES	36,626,155	41,666,241	42,013,256
550	OFFICE OF GENERAL COUNSEL	9,498,003	10,809,722	10,858,164
560	SELF INSURANCE	39,460,061	40,828,524	40,828,524
570	GROUP HEALTH	94,260,698	94,683,862	94,683,862
580	INSURED PROGRAMS	7,802,077	7,894,597	7,894,597
590	DEBT MANAGEMENT FUNDS	106,431,682	153,367,515	173,027,648
5A0	PUBLIC WORKS	46,198,326	46,433,631	46,323,916
TOTAL	INTERNAL SERVICE FUNDS	421,832,651	489,018,194	508,964,069

TRUST AND AGENCY FUNDS				
610	GENERAL EMPLOYEES PENSION TRUST	13,971,655	15,140,403	15,140,403
640	EXPENDABLE TRUST FUND	1,582,604	240,794	469,794
TOTAL	TRUST AND AGENCY FUNDS	15,554,259	15,381,197	15,610,197
COMPONENT UNITS				
750	OFFICE OF ECONOMIC DEVELOPMENT	891,059	173,559	473,559
TOTAL	COMPONENT UNITS	891,059	173,559	473,559
TOTAL FOR ALL GENERAL GOVERNMENT FUNDS		<u>2,193,695,470</u>	<u>2,454,177,248</u>	<u>2,481,463,209</u>

CITY OF JACKSONVILLE, FLORIDA
SUMMARY OF EMPLOYEE CAPS BY SUBFUND

	FY 16-17 COUNCIL APPROVED	FY 17-18 MAYOR'S PROPOSED	FY 17-18 COUNCIL APPROVED	CHANGE FROM FY17
GENERAL FUND				
011 GENERAL FUND - GSD	5,919	6,085	6,088	169
015 PROPERTY APPRAISER	118	116	116	(2)
016 CLERK OF THE COURT	32	35	35	3
017 TAX COLLECTOR	226	226	226	0
019 JACKSONVILLE JOURNEY	4	0	0	(4)
01A SPECIAL EVENTS	14	14	14	0
TOTAL GENERAL FUND	6,313	6,476	6,479	166
SPECIAL REVENUE FUNDS				
112 CONCURRENCY MANAGEMENT SYSTEM	6	6	6	0
121 AIR POLLUTION TAG FEE	6	6	6	0
127 AIR POLLUTION EPA - SEC 111.750	11	11	11	0
132 TDC - SEC 111.600 FS 125.104	1	1	1	0
154 HAZARDOUS WASTE PROGRAM	5	5	5	0
159 BUILDING INSPECTION	136	144	145	9
15F TREE PROTECTION FUND - SEC 111.760	0	1	1	1
15V TEEN COURT PROGRAMS TRUST - SEC 111.375	6	6	6	0
15W LIBRARY CONF FACILITY TRUST-SEC 111.830	3	3	3	0
171 9-1-1 EMERGENCY USER FEE - SEC 111.320	5	5	5	0
191 JAX CHILDRENS COMMISSION/JOURNEY	38	38	38	0
1D1 HUGUENOT PARK - SEC 111.125	9	10	10	1
1D2 KATHRYN A. HANNA PARK - SEC 111.125	15	15	15	0
1DA CECIL FIELD COMMERCE CENTER	6	6	6	0
1DE CECIL FIELD TRUST - SEC 111.625	1	0	0	(1)
1H2 SPAY & NEUTER REBATE TRUST SEC 111.450	1	1	1	0
1S1 COURT COSTS \$65 FEE FS: 939.185	9	9	9	0
TOTAL SPECIAL REVENUE FUNDS	258	267	268	10
ENTERPRISE FUNDS				
412 PUBLIC PARKING	36	36	36	0
431 MOTOR VEHICLE INSPECTION - SEC 110.407	7	7	7	0
441 SOLID WASTE DISPOSAL	116	116	116	0
461 STORMWATER SERVICES	54	50	50	(4)
TOTAL ENTERPRISE FUNDS	213	209	209	(4)
INTERNAL SERVICE FUNDS				
511 FLEET MGMT - OPERATIONS	108	108	108	0
512 FLEET MGMT - VEHICLE REPLACEMENT	3	3	3	0
521 COPY CENTER / CENTRAL MAILROOM	5	5	5	0
531 ITD OPERATIONS	121	121	121	0
534 RADIO COMMUNICATIONS	10	10	10	0
551 OFFICE OF GENERAL COUNSEL	64	69	69	5
561 SELF INSURANCE	22	22	22	0
571 GROUP HEALTH	8	9	9	1
581 INSURED PROGRAMS	6	7	7	1
5A1 PUBLIC BUILDING ALLOCATIONS	59	59	59	0
TOTAL INTERNAL SERVICE FUNDS	406	413	413	7
TRUST AND AGENCY FUNDS				
611 GENERAL EMPLOYEES PENSION	5	5	5	0
TOTAL TRUST AND AGENCY FUNDS	5	5	5	0
TOTAL EMPLOYEE CAP FOR ALL SUBFUNDS	7,195	7,370	7,374	179

CITY OF JACKSONVILLE, FLORIDA
GENERAL FUND - GENERAL SERVICES DISTRICT
EMPLOYEE CAP BY DEPARTMENT

	FY 16-17 Council Approved	FY 17-18 Mayor's Proposed	FY 17-18 Council Approved	Change From FY17
FULL TIME EMPLOYEE POSITIONS				
ADVISORY BOARDS & COMMISSIONS	4	5	5	1
CITY COUNCIL	81	81	82	1
COURTS	2	2	2	0
DOWNTOWN INVESTMENT AUTHORITY	5	5	5	0
EMPLOYEE SERVICES	42	42	42	0
FINANCE AND ADMINISTRATION	104	103	103	(1)
FIRE AND RESCUE	1,298	1,340	1,339	41
HUMAN RIGHTS COMMISSION	6	7	7	1
MAYOR'S OFFICE	28	28	28	0
MEDICAL EXAMINER	26	28	29	3
MILITARY AFFAIRS AND VETERANS	14	14	14	0
NEIGHBORHOODS	204	209	209	5
OFFICE OF ECONOMIC DEVELOPMENT	12	12	12	0
OFFICE OF ETHICS, COMPLIANCE&OVERSIGHT	1	1	1	0
OFFICE OF GENERAL COUNSEL	2	2	2	0
OFFICE OF INSPECTOR GENERAL	8	8	8	0
OFFICE OF SPORTS & ENTERTAINMENT	5	5	5	0
OFFICE OF THE SHERIFF	3,177	3,277	3,277	100
PARKS, RECREATION & COMMUNITY SVCS	247	254	254	7
PLANNING AND DEVELOPMENT	32	32	32	0
PUBLIC LIBRARIES	293	297	297	4
PUBLIC WORKS	297	302	304	7
SUPERVISOR OF ELECTIONS	31	31	31	0
TOTAL FULL TIME EMPLOYEE POSITIONS GENERAL FUND - GENERAL SERVICES DISTRICT	5,919	6,085	6,088	169

**City of Jacksonville
FY 2017/18 City Budget
Contingencies (All Subfunds)**

CONTINGENCIES

CONTINGENCIES EXCLUDING PENSION REFORM RESERVES

011	COLLECTIVE BARGAINING	\$ 2,000,000
011	FEDERAL MATCHING GRANTS (B1-B)	501,309
011	EXECUTIVE OPERATING CONTINGENCY - COUNCIL	100,000
011	EXECUTIVE OPERATING CONTINGENCY - MAYOR	100,000
011	F.I.N.D GRANT MATCH	1,411,282
011	FEDERAL PROGRAMS CONTINGENCY	250,000
011	SPECIAL COUNCIL CONTINGENCY - POLICE ATHLETIC LEAGUE	500,000
011	SPECIAL COUNCIL CONTINGENCY - JAX CHAMBER	200,000
011	SPECIAL COUNCIL CONTINGENCY - SHERIFF	874,606
015	SPECIAL COUNCIL CONTINGENCY - PROPERTY APPRAISER	57,609
114	FAIR SHARE IMPROVEMENTS	(166,943)
136	TDC - CONTINGENCY ACCOUNT	500,000
136	TDC - DEVELOPMENT ACCOUNT	1,000,000
165	HURRICANE MATTHEW CONTINGENCY	7,000,000
185	JIA CRA PLAN AUTHORIZED PROJECTS	563,190
186	SOUTEL/KING CRA PLAN AUTHORIZED PROJECTS	547,115
191	JCC - OPERATING CONTINGENCY	1,361,055
191	JCC - PROGRAM CONTINGENCY	8,665,685
32E	GENERAL CAPITAL PROJECTS (SF32E)	(10)

SUBTOTAL - CONTINGENCIES EXCLUDING PENSION REFORM RESERVES \$ 25,464,898

PENSION REFORM CONTINGENCIES

011	GENERAL FUND - GSD	52,559,668
016	CLERK OF THE COURT	119,287
017	TAX COLLECTOR	903,668
01A	SPECIAL EVENTS	74,154
112	CONCURRENCY MANAGEMENT SYSTEM	37,165
121	AIR POLLUTION TAG FEE	86,929
154	HAZARDOUS WASTE PROGRAM	18,983
159	BUILDING INSPECTION	786,978
15V	TEEN COURT PROGRAMS TRUST - SEC 111.375	23,817
15W	LIBRARY CONF FACILITY TRUST-SEC 111.830	15,785
171	9-1-1 EMERGENCY USER FEE - SEC 111.320	32,551
191	JAX CHILDRENS COMMISSION/JOURNEY	247,870
1D1	HUGUENOT PARK - SEC 111.125	31,357
1D2	KATHRYN A. HANNA PARK - SEC 111.125	51,874
1DA	CECIL FIELD COMMERCE CENTER	24,709
1H2	SPAY & NEUTER REBATE TRUST SEC 111.450	9,449
1S1	COURT COSTS \$65 FEE FS: 939.185	48,730
412	PUBLIC PARKING	139,622
431	MOTOR VEHICLE INSPECTION - SEC 110.407	26,721
441	SOLID WASTE DISPOSAL	472,977
461	STORMWATER SERVICES	214,522
511	FLEET MGMT - OPERATIONS	492,591
512	FLEET MGMT - VEHICLE REPLACEMENT	17,093
521	COPY CENTER / CENTRAL MAILROOM	18,594
531	ITD OPERATIONS	1,017,931
534	RADIO COMMUNICATIONS	63,531
551	OFFICE OF GENERAL COUNSEL	745,313
561	SELF INSURANCE	123,967
571	GROUP HEALTH	53,100
581	INSURED PROGRAMS	45,921
5A1	PUBLIC BUILDING ALLOCATIONS	292,339
611	GENERAL EMPLOYEES PENSION	31,228

SUBTOTAL - PENSION REFORM CONTINGENCIES \$ 58,828,424

TOTAL CONTINGENCIES

\$ 84,293,322

CITY OF JACKSONVILLE
SUMMARY OF AD VALOREM TAX CALCULATIONS
COUNCIL APPROVED MILLAGE RATES
2017/18 BUDGET

		GF/GSD excluding USDs 2 thru 5, Beaches & Baldwin	GF/GSD within USDs 2-4, Jacksonville Beach, Atlantic Beach & Neptune Beach	GF/GSD within USD 5, Baldwin	Total
2016/17 Council Adopted Taxable Values		\$ 49,880,900,053	\$ 5,380,384,727	\$ 43,986,470	\$ 55,305,271,250
Operating Millage Rates		11.4419	8.1512	9.6312	
Council Approved Total Estimated Revenues at . . .	95.5%	\$ 545,049,318	\$ 41,883,045	\$ 404,579	\$ 587,336,942
<u>FY 2017/18 BUDGET</u>					
2017/18 Preliminary Taxable Values		\$ 53,066,837,512	\$ 5,770,461,163	\$ 45,012,850	\$ 58,882,311,525
Less New Construction		(841,502,303)	(93,453,155)	(325,108)	(935,280,566)
Taxable Value of Property Existing Last Year		\$ 52,225,335,209	\$ 5,677,008,008	\$ 44,687,742	\$ 57,947,030,959
Operating Millage Rate		11.4419	8.1512	9.6312	
Estimated Revenues at . . .	95.5%				
BEFORE NEW CONSTRUCTION		\$ 570,666,995	\$ 44,192,078	\$ 411,029	\$ 615,270,102
Increased Revenue on Property Existing Last Year		\$ 25,617,677	\$ 2,309,033	\$ 6,450	\$ 27,933,160
Change in budgeted Ad Valorem Revenues, as a percent.					4.76%
Estimated Revenues at . . .	95.5%				
ON NEW CONSTRUCTION		\$ 9,195,108	\$ 727,476	\$ 2,990	\$ 9,925,575
Change in budgeted Ad Valorem Revenues from new construction, as a percent.					1.69%
Total Estimated Revenues Increase		\$ 34,812,785	\$ 3,036,509	\$ 9,440	\$ 37,858,735
Change in budgeted Ad Valorem Revenues, as a percent.					6.45%
Total Proposed Estimated Revenues at	95.5%	\$ 579,862,103	\$ 44,919,555	\$ 414,019	\$ 625,195,677
Net to the General Fund GSD					
Total Proposed Estimated Revenues at	95.5%	\$ 579,862,103	\$ 44,919,555	\$ 414,019	\$ 625,195,677
Less Tax Increment Amounts at	95.0%	\$ (22,361,087)	\$ (6,919,959)	\$ -	\$ (29,281,046)
Net to the General Fund GSD		\$ 557,501,016	\$ 37,999,596	\$ 414,019	\$ 595,914,631

**DUVAL COUNTY
2017 MILLAGE RATES**

	GENERAL SERVICES DISTRICT	USD 2 JAX BEACH	USD 3 ATLANTIC BEACH	USD 4 NEPTUNE BEACH	USD 5 TOWN OF BALDWIN
2017 MILLAGE RATES					
GENERAL SERVICES DISTRICT					
Operations	11.4419	8.1512	8.1512	8.1512	9.6312
Debt Service	0.0000	0.0000	0.0000	0.0000	0.0000
Totals	11.4419	8.1512	8.1512	8.1512	9.6312
URBAN SERVICES DISTRICTS					
Operations	0.0000	3.9947	3.2285	3.3656	2.9339
Debt Service	0.0000	0.0000	0.0000	0.0000	0.0000
Totals	0.0000	3.9947	3.2285	3.3656	2.9339
DUVAL COUNTY SCHOOL BOARD					
Operations	6.4850	6.4850	6.4850	6.4850	6.4850
Debt Service	0.0000	0.0000	0.0000	0.0000	0.0000
Totals	6.4850	6.4850	6.4850	6.4850	6.4850
ST. JOHN'S RIVER WATER MANAGEMENT DISTRICT					
Operations	0.2724	0.2724	0.2724	0.2724	0.2724
FLORIDA INLAND NAVIGATION DISTRICT					
Operations	0.0320	0.0320	0.0320	0.0320	0.0320
TOTAL MILLAGE RATES					
Operations	18.2313	18.9353	18.1691	18.3062	19.3545
Debt Service	0.0000	0.0000	0.0000	0.0000	0.0000
Totals	18.2313	18.9353	18.1691	18.3062	19.3545
TAX LEVY ON A \$118,775 HOME					
MEDIAN ASSESSED VALUE	\$ 118,775	\$ 118,775	\$ 118,775	\$ 118,775	\$ 118,775
LESS ORIGINAL HOMESTEAD EXEMPTION	(25,000)	(25,000)	(25,000)	(25,000)	(25,000)
VALUE BEFORE ADDITIONAL HOMESTEAD EXEMPTION ^{Note 1}	\$ 93,775	\$ 93,775	\$ 93,775	\$ 93,775	\$ 93,775
VALUE NOT SUBJECT TO THE ADDL. HOMESTEAD EXEMPTION (A)	(50,000)	(50,000)	(50,000)	(50,000)	(50,000)
VALUE SUBJECT TO ADDITIONAL HOMESTEAD EXEMPTION	\$ 43,775	\$ 43,775	\$ 43,775	\$ 43,775	\$ 43,775
NEW ADDITIONAL HOMESTEAD EXEMPTION	\$ (25,000)	\$ (25,000)	\$ (25,000)	\$ (25,000)	\$ (25,000)
REMAINING AFTER ADDITIONAL EXEMPTION (B)	\$ 18,775	\$ 18,775	\$ 18,775	\$ 18,775	\$ 18,775
(A) PLUS (B) EQUALS TAXABLE VALUE	\$ 68,775	\$ 68,775	\$ 68,775	\$ 68,775	\$ 68,775
AD VALOREM TAXES:					
General Services District - operations	\$ 786.92	\$ 560.60	\$ 560.60	\$ 560.60	\$ 662.39
Urban Services District	0.00	274.74	222.04	231.47	201.78
Duval County School Board - operations ^{Note 1}	608.13	608.13	608.13	608.13	608.13
St. John's River Water Mgmt Dist	18.73	18.73	18.73	18.73	18.73
Florida Inland Navigation District	2.20	2.20	2.20	2.20	2.20
GROSS AD VALOREM TAXES	\$ 1,415.98	\$ 1,464.40	\$ 1,411.70	\$ 1,421.13	\$ 1,493.23
NOVEMBER PAYMENT DISCOUNT *	(56.64)	(58.58)	(56.47)	(56.85)	(59.73)
NET AD VALOREM TAXES	\$ 1,359.34	\$ 1,405.82	\$ 1,355.23	\$ 1,364.28	\$ 1,433.50

Millage rates source: Duval County Property Appraiser's Office

^{Note 1} Per Florida Statute 196.031(1b), the Duval County School Board millage applies to the VALUE BEFORE ADDITIONAL HOMESTEAD EXEMPTION, not the taxable value.

* Florida Statutes allow discounts on ad valorem taxes of 4% if paid in November, 3% in December, 2% in January and 1% in February.

**GENERAL SERVICES DISTRICT
SAMPLE RESIDENTIAL AD VALOREM TAX CALCULATION
COMPARING 2016 RATES TO THE COUNCIL APPROVED 2017 RATE**

TAXABLE VALUE CALCULATION	2016 Tax Rates	2017 Tax Rates	Change from 2016 to 2017	
(1) Median Assessed Value	\$ 115,404	\$ 118,775	\$ 3,371	2.92%
Less Original Homestead Exemption	(25,000)	(25,000)	-	0.00%
(2) Value Before Additional Homestead Exemption	\$ 90,404	\$ 93,775	\$ 3,371	3.73%
Value Not Subject to the Addl. Homestead Exemption (A)	\$ (50,000)	\$ (50,000)	-	N/A
Value Subject to Additional Homestead Exemption	\$ 40,404	\$ 43,775	\$ 3,371	N/A
Additional Homestead Exemption	\$ (25,000)	\$ (25,000)	-	N/A
Remaining After Additional Exemption (B)	\$ 15,404	\$ 18,775	\$ 3,371	N/A
(3) (A) Plus (B) Equals Taxable Value	\$ 65,404	\$ 68,775	\$ 3,371	N/A

MILLAGE RATES

Local Government, GSD	11.4419	11.4419	0.0000	0.00%
Duval County School Board	6.8020	6.4850	(0.3170)	-4.66%
St John's Water Mgmt. District	0.2885	0.2724	(0.0161)	-5.58%
Florida Inland Navigation District	0.0320	0.0320	0.0000	0.00%
Total Millage	18.5644	18.2313	(0.3331)	-1.79%

AD VALOREM TAXES

Local Government, GSD	\$ 748.35	\$ 786.92	\$ 38.57	5.15%
Duval County School Board	\$ 614.93	\$ 608.13	\$ (6.80)	-1.11%
St John's Water Mgmt. District	\$ 18.87	\$ 18.73	\$ (0.14)	-0.71%
Florida Inland Navigation District	\$ 2.09	\$ 2.20	\$ 0.11	5.16%
Total Tax Bill	\$1,384.24	\$ 1,415.98	\$ 31.74	2.29%
Less Four Percent Discount for Payment in November	(55.37)	(56.64)	1.27	2.29%
Net Tax Bill	\$1,328.87	\$ 1,359.34	\$ 30.47	2.29%

Footnotes:

1. The **median** assessed value of single family homesteaded property is \$118,775 for the 2017 tax year. The median assessed value is the value whereby an equal number of homesteaded properties are valued higher and lower.
2. This value is used to calculate the ad valorem taxes due to the Duval County School Board only.
3. This value is used to calculate the ad valorem taxes due to the GSD, St. John's Water Management District, and the Florida Inland Navigation District.

**COUNCIL AUDITOR'S OFFICE
CITY OF JACKSONVILLE
TAX INCREMENT DISTRICTS
FY 2017/18 COUNCIL APPROVED BUDGETS**

	DOWNTOWN EAST 181 / USD 1C	SOUTHBANK 182 / USD 1A	NORTHSIDE WEST 183 / USD 1B	JAX BEACH 184 USDs 2A&B	AIRPORT 185 / GSA	KING SOUETL CROSSING 186/GSK	RENEW ARLINGTON 187/GSRA
TAXABLE VALUES & RATES							
Base Year	1984	1980	1981	1983/1986	1993	2008	2015
Preliminary Taxable Values	\$ 416,789,647	\$ 463,516,872	\$ 677,986,690	\$ 942,421,869	\$ 1,086,323,886	\$ 127,337,503	\$ 261,335,276
Less Taxable Value in Base Year	201,743,546	89,127,781	214,636,423	48,790,640	189,200,262	71,064,917	210,342,375
Taxable Value Incremental Increases	\$ 215,046,101	\$ 374,389,091	\$ 463,350,267	\$ 893,631,229	\$ 897,123,624	\$ 56,272,586	\$ 50,992,901
Taxable Value Percentage Increases	106.6%	420.1%	215.9%	1831.6%	474.2%	79.2%	24.2%
Operating Millage Rates	11.4419	11.4419	11.4419	8.1512	11.4419	11.4419	11.4419
Collection Rate	95%	95%	95%	95%	95%	95%	95%
REVENUES							
Ad Valorem Taxes - GF/GSD	\$ 2,337,509	\$ 4,069,537	\$ 5,036,527	\$ 6,919,959	\$ 9,751,559	\$ 611,672	\$ 554,283
Carling Repayment	506,487	-	-	-	-	-	-
Lynch/11E Repayment	595,247	-	-	-	-	-	-
Loan from General Fund	200,095	-	-	-	-	-	-
Transfer from Northwest TID Subfund 183	2,435,533	-	-	-	-	-	-
Total Revenues	\$ 6,074,871	\$ 4,069,537	\$ 5,036,527	\$ 6,919,959	\$ 9,751,559	\$ 611,672	\$ 554,283
EXPENDITURES							
Debt Service:							
2006C ETR, Carling	\$ 2,133,378	\$ -0-	\$ -0-	\$ -0-	\$ -0-	\$ -0-	\$ -0-
2014 Special Revenue, Strand	-0-	178,004	-0-	-0-	-0-	-0-	-0-
2014 Special Revenue, RAMCO	-0-	-0-	-0-	-0-	342,381	-0-	-0-
Total Debt Service	\$ 2,133,378	\$ 178,004	\$ -0-	\$ -0-	\$ 342,381	\$ -0-	\$ -0-
OGC Legal Internal Services	-0-	-0-	-0-	-0-	18,798	2,453	2,689
Professional Services	-0-	147,500	-0-	-0-	2,000	2,000	2,000
Other Operating Expenses (A)	2,732,500	3,337,079	2,598,494	-0-	956,809	4,809	5,609
Grants (B)	-0-	-0-	-0-	-0-	4,500,000	-0-	-0-
Supervision Allocation	-0-	-0-	-0-	-0-	65,881	52,795	52,795
Façade Grant Program	-0-	-0-	-0-	-0-	-0-	-0-	50,000
Plan Authorized Projects	-0-	-0-	-0-	-0-	563,190	547,115	-0-
Transfer Out to Community Development (C)	75,000	-0-	-0-	-0-	-0-	-0-	-0-
General Fund/GSD Loan Repayment (D)	1,131,493	-0-	-0-	-0-	-0-	-0-	-0-
Transfer Out to the General Fund/GSD (E)	2,500	406,954	2,500	-0-	2,500	2,500	2,500
Transfer Out to Downtown East TID	-0-	-0-	2,435,533	-0-	-0-	-0-	-0-
Transfer Out to TID Capital Projects Subfund 32T (F)	-0-	-0-	-0-	-0-	3,300,000	-0-	-0-
Transfer Out to TID Capital Projects Subfund 32X (G)	-0-	-0-	-0-	-0-	-0-	-0-	438,690
Contribution to Jacksonville Beach	-0-	-0-	-0-	6,919,959	-0-	-0-	-0-
Total Expenditures	\$ 6,074,871	\$ 4,069,537	\$ 5,036,527	\$ 6,919,959	\$ 9,751,559	\$ 611,672	\$ 554,283
FOOTNOTES:							
(A) Other Operating Expenses includes the following items:							
Vestcor (Lynch Building) - Payback	800,000	-0-	-0-	-0-	-0-	-0-	-0-
Commercial Revitalization Program - GS&P	7,000	-0-	-0-	-0-	-0-	-0-	-0-
Kraft Food/Maxwell House (REV)	95,000	-0-	-0-	-0-	-0-	-0-	-0-
MPS Arena and Sports Complex Garages (1)	1,830,500	-0-	-0-	-0-	-0-	-0-	-0-
San Marco Place (REV)	-0-	185,000	-0-	-0-	-0-	-0-	-0-
Strand/Peninsula (REV)	-0-	1,050,000	-0-	-0-	-0-	-0-	-0-
SunGard (REV)	-0-	8,000	-0-	-0-	-0-	-0-	-0-
JEA Southside Generating Station Public Infrastructure	-0-	1,994,079	-0-	-0-	-0-	-0-	-0-
One Call CRP	-0-	100,000	-0-	-0-	-0-	-0-	-0-
MPS Urban Core Garage (1)	-0-	-0-	1,900,000	-0-	-0-	-0-	-0-
JTA/Fidelity Parking Lease	-0-	-0-	13,494	-0-	-0-	-0-	-0-
Hallmark (REV)	-0-	-0-	360,000	-0-	-0-	-0-	-0-
Pope & Land (REV)	-0-	-0-	325,000	-0-	-0-	-0-	-0-
RAMCO (REV)	-0-	-0-	-0-	-0-	730,000	-0-	-0-
Ecolab (REV)	-0-	-0-	-0-	-0-	46,000	-0-	-0-
River City Crossing (REV)	-0-	-0-	-0-	-0-	158,000	-0-	-0-
Mercedes Benz (QTI)	-0-	-0-	-0-	-0-	14,400	-0-	-0-
Safariland (QTI)	-0-	-0-	-0-	-0-	3,600	-0-	-0-
Operating expenses (2)	-0-	-0-	-0-	-0-	4,809	4,809	5,609
Total Other Operating Expenses	\$ 2,732,500	\$ 3,337,079	\$ 2,598,494	\$ -0-	\$ 956,809	\$ 4,809	\$ 5,609

- (1) The City has an agreement with Metropolitan Parking Solutions (MPS), in which the City guarantees a return on MPS's investment in three downtown parking garages. The City makes semi-annual loans to MPS in order to insure cash flows sufficient to cover all operating and ownership expenses, required reserves, a 6.75% return on the \$3 million ownership equity (8.75% if performance goals are met) and a Debt Service Coverage Ratio of 1.0.
- (2) This line item consists of travel, advertising, office supplies, employee training, and dues/subscriptions.
- (B) This line item represents funding for the I-95/Airport Road Interchange project approved by JIA/CRA Resolution 2016-06 and Ord. 2017-176-E.
- (C) The Transfer to Community Development (Subfund 1A1) is for payments on the CDBG loan for the Museum of Contemporary Art. This is an interest-free loan of \$1,500,000 to be repaid in twenty annual installments of \$75,000. The FY 2017/18 payment is the 18th installment.
- (D) The transfer from Subfund 181 to the General Fund/GSD represents repayment of the FY 16/17 General Fund loan.
- (E) The transfers from Subfunds 181, 183, 185, 186, and 187 represent the cost of the external audit for each CRA. The transfer from Subfund 182 includes \$2,500 for the external audit and \$404,454 to the Downtown Investment Authority (DIA) for administrative and overhead costs pursuant to Ord. 2012-364-E.
- (F) This transfer represents funding for the Armsdale Road/Duval Road improvement project approved by JIA/CRA Resolution 2017-01.
- (G) This transfer represents funding for the Complete Streets project.

**CITY OF JACKSONVILLE, FLORIDA
GENERAL FUND - GENERAL SERVICE DISTRICT
SCHEDULE OF REVENUES**

	FY 16-17 COUNCIL APPROVED	FY 17-18 MAYOR'S PROPOSED	FY 17-18 COUNCIL APPROVED
NON-DEPARTMENTAL REVENUES			
AD VALOREM TAXES	587,336,942	625,195,677	625,195,677
DISTRIBUTIONS TO TAX INCREMENT DISTRICTS	(26,753,080)	(29,281,046)	(29,281,046)
NET AD VALOREM TAXES	560,583,862	595,914,631	595,914,631
COMMUNICATIONS SERVICES TAX	31,726,133	30,062,599	32,856,366
CONTRIBUTIONS FROM OTHER FUNDS	5,715,783	6,107,948	5,172,448
CONTRIBUTIONS FROM OTHER LOCAL UNITS	115,822,950	116,619,815	116,619,815
DISPOSITION OF FIXED ASSETS	71,000	125,000	125,000
FEDERAL GRANTS	449,649	322,103	322,103
FEDERAL PAYMENTS IN LIEU OF TAXES	25,119	25,119	25,119
FRANCHISE FEES	39,731,812	40,634,300	40,634,300
INTEREST, INCL PROFITS ON INVESTMENTS	3,287,614	2,702,077	2,702,077
LOCAL BUSINESS TAX	7,055,810	7,106,286	7,106,286
NON OPERATING SOURCES	13,011,047	22,368,097	22,568,097
OTHER CHARGES FOR SERVICES	9,985,059	13,337,627	13,337,627
OTHER FINES AND/OR FORFEITS	1,189,328	1,162,386	1,098,209
OTHER MISCELLANEOUS REVENUE	5,676,015	5,615,311	5,379,375
RENTS AND ROYALTIES	100,000	100,000	100,000
SALES AND USE TAXES	1,083,630	1,159,338	1,159,338
STATE SHARED REVENUES	167,270,581	173,100,499	173,714,313
UTILITY SERVICE TAXES	88,519,503	91,763,077	91,763,077
VIOLATIONS OF LOCAL ORDINANCES	500	500	500
TOTAL NON-DEPARTMENTAL REVENUES	1,051,305,395	1,108,226,713	1,110,598,681
DEPARTMENTAL REVENUES			
ADVISORY BOARDS & COMMISSIONS	238,500	88,500	88,500
CITY COUNCIL	353,062	342,586	342,586
DOWNTOWN INVESTMENT AUTHORITY	39,820	39,820	39,820
EMPLOYEE SERVICES	1,500	1,300	1,300
FINANCE AND ADMINISTRATION	91,076	90,982	90,982
FIRE AND RESCUE	30,817,911	36,211,579	35,904,301
HUMAN RIGHTS COMMISSION	75,400	66,850	66,850
MAYOR'S OFFICE	98,500	65,000	65,000
MEDICAL EXAMINER	1,546,225	1,727,733	1,727,733
MILITARY AFFAIRS AND VETERANS	500	500	500
NEIGHBORHOODS	1,536,017	1,543,839	1,660,922
OFFICE OF ECONOMIC DEVELOPMENT	120	120	120
OFFICE OF ETHICS, COMPLIANCE&OVERSIGHT	20,000	20,000	20,000
OFFICE OF INSPECTOR GENERAL	115,000	115,000	115,000
OFFICE OF THE SHERIFF	8,553,974	12,218,570	11,998,718
PARKS, RECREATION & COMMUNITY SVCS	766,410	761,575	779,575
PLANNING AND DEVELOPMENT	1,142,114	1,159,125	1,159,125
PUBLIC LIBRARIES	298,248	276,725	276,725
PUBLIC WORKS	4,453,137	5,442,397	5,442,397
SUPERVISOR OF ELECTIONS	25,000	25,000	25,000
TOTAL DEPARTMENTAL REVENUES	50,172,514	60,197,201	59,805,154
TOTAL GENERAL FUND - GSD REVENUES	1,101,477,909	1,168,423,914	1,170,403,835

CITY OF JACKSONVILLE, FLORIDA
GENERAL FUND - GENERAL SERVICES DISTRICT
VARIOUS REVENUE DETAIL

	FY 16-17 COUNCIL APPROVED	FY 17-18 MAYOR'S PROPOSED	FY 17-18 COUNCIL APPROVED
CONTRIBUTIONS FROM OTHER FUNDS			
LOAN REPAYMENT FR NE DOWNTOWN CRA	759,218	1,131,493	1,133,993
TRANSFER FR DOWNTOWN SS CRA SF182	360,572	406,954	406,954
TRANSFER FR DOWNTOWN NW CRA SF183			2,500
TRANSFER FR JIA REDEVELOPMENT CRA SF185			2,500
TRANSFER FR SOUTEL/KING CRA SF186			2,500
TRF TO 011 GENFD GSD FR ARLINGTON CRA/TI			2,500
TRANSFER FR COMMUNITY DEV SF1A1	120,000	120,000	120,000
TRANSFER FR GEN CAPITAL PROJS SF322	964,000	948,000	
TRANSFER FR PUBLIC BUILDINGS SF5A1	2,666,356	2,966,257	2,966,257
TRANSFER FR RED LIGHT CAMERA SF64C	845,637	535,244	535,244
TOTAL CONTRIBUTIONS FROM OTHER FUNDS	5,715,783	6,107,948	5,172,448
CONTRIBUTIONS FROM OTHER LOCAL UNITS			
CONTRIBUTION: JEA	92,270,692	91,471,795	91,471,795
CONTRIBUTION: JEA - WATER & SEWER	23,552,258	25,148,020	25,148,020
TOTAL CONTRIBUTIONS FROM OTHER LOCAL UNITS	115,822,950	116,619,815	116,619,815
STATE SHARED REVENUE			
1/2 CENT SALES TAX (FS 202.18 2C)	94,138,150	96,686,645	96,686,645
ALCOHOLIC BEVERAGE LICENSE (FS 561.342)	699,918	720,500	720,500
GASOLINE TAXES 7TH CENT	4,004,105	4,245,630	4,245,630
INSURANCE AGENTS LICENSES (FS 624.501)	184,404	191,151	191,151
MOBILE HOME LICENSES (FS 320.08)	233,606	243,872	243,872
MOTOR FUEL USE TAX - COUNTY	14,802	15,028	15,028
MUNICIPAL FUEL TAX REFUND (FS 206.41 4)	169,020	169,020	169,020
REV SHARED-1/17 CIGARETTE TAX	388,270	349,739	349,739
REV SHARED-8TH CENT GAS TAX	7,665,015	8,173,739	8,525,430
REV SHARED-COUNTY	24,655,028	25,172,634	23,291,694
REV SHARED-MUNICIPAL SALES	24,920,141	26,443,094	28,260,611
SPECIAL FUEL & MOTOR FUEL USE TAX	2,500	4,248	4,248
ST SHARED-POPULATION(\$6.24) FS218.23(2)	5,646,763	5,759,476	5,759,476
SURPLUS GAS TAX (FS 206.41 1A)	4,548,859	4,925,723	5,251,269
TOTAL STATE SHARED REVENUE	167,270,581	173,100,499	173,714,313

**CITY OF JACKSONVILLE, FLORIDA
GENERAL FUND - GENERAL SERVICE DISTRICT
SCHEDULE OF EXPENDITURES**

	FY 16-17 COUNCIL APPROVED	FY 17-18 MAYOR'S PROPOSED	FY 17-18 COUNCIL APPROVED
DEPARTMENTAL EXPENSES			
ADVISORY BOARDS & COMMISSIONS	423,679	478,997	478,997
CITY COUNCIL	9,785,244	9,937,512	10,061,014
COURTS	4,071,611	3,791,370	3,986,479
DOWNTOWN INVESTMENT AUTHORITY	1,190,244	1,261,119	1,261,119
EMPLOYEE SERVICES	6,967,346	6,877,655	7,077,655
FINANCE AND ADMINISTRATION	11,394,822	12,993,237	13,065,944
FIRE AND RESCUE	220,588,136	217,112,278	216,787,949
HUMAN RIGHTS COMMISSION	597,156	753,555	753,555
MAYOR'S OFFICE	4,088,424	4,168,856	4,168,856
MEDICAL EXAMINER	4,037,394	4,531,630	4,531,630
MILITARY AFFAIRS AND VETERANS	1,177,519	1,199,889	1,199,889
NEIGHBORHOODS	19,173,015	19,381,472	19,381,472
OFFICE OF ECONOMIC DEVELOPMENT	1,675,852	1,589,404	1,589,404
OFFICE OF ETHICS, COMPLIANCE&OVERSIGHT	312,203	308,689	308,689
OFFICE OF GENERAL COUNSEL	309,784	290,702	290,702
OFFICE OF INSPECTOR GENERAL	931,822	993,731	999,610
OFFICE OF SPORTS & ENTERTAINMENT	871,176	867,116	851,479
OFFICE OF THE SHERIFF	423,110,925	410,505,112	408,524,452
PARKS, RECREATION & COMMUNITY SVCS	41,695,144	44,446,513	45,209,806
PLANNING AND DEVELOPMENT	4,633,554	4,378,428	4,378,428
PUBLIC DEFENDER	1,894,296	2,164,001	2,164,001
PUBLIC HEALTH	1,025,580	1,120,112	1,120,112
PUBLIC LIBRARIES	31,677,323	32,128,717	32,978,717
PUBLIC WORKS	42,331,364	43,258,153	44,303,366
STATE ATTORNEY	1,690,261	1,707,646	1,706,052
SUPERVISOR OF ELECTIONS	5,804,419	5,924,669	5,874,877
TOTAL DEPARTMENTAL EXPENSES	841,458,293	832,170,563	833,054,254
NON-DEPARTMENTAL EXPENSES			
CITYWIDE ACTIVITIES	104,488,463	99,382,828	97,102,750
CONTINGENCIES	8,289,809	57,291,977	58,496,865
DEBT FEES - BOND RELATED	142,375	69,275	69,275
DEBT SERVICE TRANSFERS - FISCAL AGENT	404,847	273,651	273,651
DEBT SERVICE TRANSFERS - INTEREST	22,290,592	20,755,208	20,755,208
DEBT SERVICE TRANSFERS - PRINCIPAL	43,010,553	44,631,614	44,631,614
INTER-LOCAL AGREEMENTS	2,351,254	2,395,483	2,395,483
SUBFUND LEVEL ACTIVITIES	3,063,674	3,918,195	4,420,090
TRANSFER OUT TO OTHER FUNDS	75,978,049	107,535,120	109,204,645
TOTAL NON-DEPARTMENTAL EXPENSES	260,019,616	336,253,351	337,349,581
TOTAL GENERAL FUND - GSD EXPENDITURES	1,101,477,909	1,168,423,914	1,170,403,835

CITY OF JACKSONVILLE, FLORIDA
GENERAL FUND - GENERAL SERVICES DISTRICT
SCHEDULE OF NON-DEPARTMENTAL EXPENDITURES

	FY 16-17 COUNCIL APPROVED	FY 17-18 MAYOR'S PROPOSED	FY 17-18 COUNCIL APPROVED
CITYWIDE ACTIVITIES			
415 LIMIT PENSION COST	49,903	32,760	45,783
AGAPE COMMUNITY HEALTH CENTER			187,926
ALCOHOL REHABILITATION PROGRAM	399,989	399,989	399,989
ALLOCATIONS - VACANT BUILDINGS	983,832	526,805	526,805
ANNUAL INDEPENDENT AUDIT	291,500	307,050	322,050
ART IN PUBLIC PLACES		3,582	3,582
BUSINESS IMPRV DISTRICT-DOWNTOWN VISION	311,660	458,491	458,491
CIP DEBT SERVICE REPAYMENT	23,584,042	28,361,614	25,124,041
CONSTITUTIONAL GAS TAX TO FISCAL AGENT	4,548,859	4,925,723	5,251,269
DEBT SERVICE - ED BALL BUILDING	1,193,287	1,289,954	1,289,954
DEBT SERVICE - HAVERTY BUILDING	1,473,069	1,676,303	1,676,303
ECON DEV TRAINING GRANT	446,000		
ECON DEV TRAINING GRANT - AMAZON 2		200,000	200,000
ECON DEV TRAINING GRANT - GE		200,000	200,000
ECONOMIC GRANT PROGRAM	4,688,000	3,001,000	3,001,000
EDEN EXCHANGE: CATCH-A-BREAK			150,000
FILING FEE LOCAL ORD-PUBLIC DEF FS27.54	20,000	23,000	23,000
FILING FEE LOCAL ORD-ST ATTORNEY FS27.34	52,000	52,000	52,000
JACKSONVILLE AREA LEGAL AID			266,000
JACKSONVILLE LANDING	291,807	244,716	244,716
JUVENILE JUSTICE	3,465,953	4,288,167	4,288,167
LICENSE AGREEMENTS AND FEES	18,847	19,340	19,340
LOBBYIST FEES	150,000	150,000	150,000
MANATEE STUDY	90,000	90,000	90,000
MEDICAID PROGRAM F.S. 409.915	16,164,215	15,165,000	15,165,000
MUNICIPAL DUES & AFFILIATION	237,584	14,885	14,885
MUNICIPAL DUES/AFFILIATION SEC 10.109		200,650	200,650
N. FL TPO (TRANSPORTATION PLANNING ORG)	222,517	230,748	230,748
NE FL REGIONAL TRANSPORTATION COMMISSION	96,751	96,751	96,751
NON DEPARTMENTAL IS ALLOCATIONS	778,930	555,921	555,921
NORTH FLORIDA REGIONAL COUNCIL	371,286	378,696	378,696
PFPF ADDITIONAL PAYMENT (121.114 C)	10,000,000		
PSG - CULTURAL COUNCIL	2,846,580	2,846,580	2,846,580
PUBLIC SAFETY DC PLAN ADMINISTRATION		73,765	73,765
PUBLIC SERVICE GRANTS	2,624,196	2,624,196	2,624,196
QUALIFIED TARGET INDUSTRIES	609,575	766,975	766,975
REFUND - TAXES OVERPD/ERROR/CONTROVERSY	3,000	4,000	4,000
SHANDS JAX MEDICAL CENTER CONTRIBUTION	26,275,594	26,275,594	26,275,594
SMG - NAVY V NOTRE DAME	350,000		
SMG - TAXSLAYER BOWL AMENDMT#3	350,000	835,102	835,102
STORMWATER 501C3/LOW INCOME SUBSIDY		1,563,732	1,563,732
SUBSIDIZED PENSION FUNDS	16,987	17,239	17,239
TAX DEED PURCHASES	200,000	200,000	200,000
ZOO CONTRACT	1,282,500	1,282,500	1,282,500
TOTAL CITYWIDE ACTIVITIES	104,488,463	99,382,828	97,102,750

CITY OF JACKSONVILLE, FLORIDA
GENERAL FUND - GENERAL SERVICES DISTRICT
SCHEDULE OF NON-DEPARTMENTAL EXPENDITURES

	FY 16-17 COUNCIL APPROVED	FY 17-18 MAYOR'S PROPOSED	FY 17-18 COUNCIL APPROVED
CONTINGENCIES			
CONTINGENCY - COLL. BARGAINING REOPENER		2,000,000	2,000,000
CONTINGENCY-PENSION UAAL	3,500,000		
CONTINUATION GRANT MATCH(B1-B)	441,120	501,309	501,309
EXECUTIVE OP CONTINGENCY - COUNCIL	55,000	100,000	100,000
EXECUTIVE OP CONTINGENCY - MAYOR	100,000	100,000	100,000
F.I.N.D GRANT MATCH		1,581,000	1,411,282
FEDERAL MATCHING GRANT	985,014	250,000	250,000
PENSION REFORM RESERVES	2,983,675	52,559,668	52,559,668
SP COUNCIL CONTINGENCY-SWIMMING LESSONS	25,000		
SP COUNCIL CONT-POLICE ATHLETIC LEAGUE			500,000
SPECIAL COUNCIL CONTING - JAX CHAMBER	200,000	200,000	200,000
SPECIAL COUNCIL CONTINGENCY-SHERIFF			874,606
TOTAL CONTINGENCIES	8,289,809	57,291,977	58,496,865
DEBT FEES - BOND RELATED			
FISCAL AGENT FEES GF-GSD	142,375	69,275	69,275
TOTAL DEBT FEES - BOND RELATED	142,375	69,275	69,275
DEBT SERVICE TRANSFERS - FISCAL AGENT			
TRF FR 011 GF TO 22U - FISCAL AGENT FEES	496	1,000	1,000
TRF FR 011 GF TO 255 - FISCAL AGENT FEES	2,950	450	450
TRF FR 011 GF TO 256 - FISCAL AGENT FEES	450		
TRF FR 011 GF TO 259 - FISCAL AGENT FEES	397,225	268,331	268,331
TRF FR 011 GF TO 25A - FISCAL AGENT FEES	900	900	900
TRF FR 011 GF TO 25F - FISCAL AGENT FEES	450	450	450
TRF FR 011 GF TO 25G - FISCAL AGENT FEES	450	450	450
TRF FR 011 GF TO 25H - FISCAL AGENT FEES	450	450	450
TRF FR 011 GF TO 4F6 - FISCAL AGENT FEES	1,476	1,620	1,620
TOTAL DEBT SERVICE TRANSFERS - FISCAL AGENT	404,847	273,651	273,651

CITY OF JACKSONVILLE, FLORIDA
GENERAL FUND - GENERAL SERVICES DISTRICT
SCHEDULE OF NON-DEPARTMENTAL EXPENDITURES

	FY 16-17 COUNCIL APPROVED	FY 17-18 MAYOR'S PROPOSED	FY 17-18 COUNCIL APPROVED
DEBT SERVICE TRANSFERS - INTEREST			
TRF FR 011 GF TO 22H-06C ETR/CARLING	166,620	161,849	161,849
TRF FR 011 GF TO 22U-01 RCR SALES TAX	767,836	374,966	374,966
TRF FR 011 GF TO 255-06C ETR	92,908	62,545	62,545
TRF FR 011 GF TO 256-07 ETR	1,518,477		
TRF FR 011 GF TO 259-08 A&B (97'S&02)	2,213,929	2,132,997	2,132,997
TRF FR 011 GF TO 25A-09 AB&C	1,755,820	1,614,817	1,614,817
TRF FR 011 GF TO 25B-09C SPEC REV	510,228	272,835	272,835
TRF FR 011 GF TO 25C-COURTHOUSE DEBT	1,241,801	752,434	752,434
TRF FR 011 GF TO 25D-COURTHOUSE DEBT	1,889,114	1,850,397	1,850,397
TRF FR 011 GF TO 25E-2012B SPEC REV	31,717		
TRF FR 011 GF TO 25F-2012C SPEC REV	7,220,930	6,489,832	6,489,832
TRF FR 011 GF TO 25G-2012D SPEC REV	354,325	316,420	316,420
TRF FR 011 GF TO 25H-2012E SPEC REV	516,578	419,813	419,813
TRF FR 011 GF TO 25I 2013A SPEC (INT)	1,374,792	1,374,792	1,374,792
TRF FR 011 GF TO 25K 2014 SPEC (INT)	2,407,566	2,407,566	2,407,566
TRF FR 011 GF TO 25L 2016A SPEC (INT)		2,338,195	2,338,195
TRF FR 011 GF TO 4F6 DEBT SVC	96,739	96,385	96,385
TRF FR 011 GF TO 561-ADAM'S MARK	131,212	89,365	89,365
TOTAL DEBT SERVICE TRANSFERS - INTEREST	22,290,592	20,755,208	20,755,208
DEBT SERVICE TRANSFERS - PRINCIPAL			
TRF FR 011 GF TO 22H-06C CARLING	337,757	342,516	342,516
TRF FR 011 GF TO 22U-01 RCR SALES TAX	7,125,000	7,520,000	7,520,000
TRF FR 011 GF TO 255-06C ETR	585,900	615,553	615,553
TRF FR 011 GF TO 256-2007 ETR	1,390,000		
TRF FR 011 GF TO 259-08A&B (97'S&02)	3,905,436	3,686,253	3,686,253
TRF FR 011 GF TO 25A-09AB&C ETR	3,250,000	3,395,000	3,395,000
TRF FR 011 GF TO 25B-09C SPEC REV	1,375,000	1,420,000	1,420,000
TRF FR 011 GF TO 25C-COURTHOUSE DEBT	1,097,000	1,136,000	1,136,000
TRF FR 011 GF TO 25D-COURTHOUSE DEBT	772,500	810,300	810,300
TRF FR 011 GF TO 25F-2012C SPEC REV	14,532,000	15,795,000	15,795,000
TRF FR 011 GF TO 25G-2012D SPEC REV	945,000	985,000	985,000
TRF FR 011 GF TO 4F6 DEBT SVC	14,564	13,748	13,748
TRF FR 011 GF TO 561-ADAM'S MARK	940,396	982,244	982,244
TRF FR 011 TO GF TO 25H-2012E SPEC REV	6,740,000	7,080,000	7,080,000
TRF FR 011 TO GF TO 25L 2016A SPEC (PR)		850,000	850,000
TOTAL DEBT SERVICE TRANSFERS - PRINCIPAL	43,010,553	44,631,614	44,631,614
INTER-LOCAL AGREEMENTS			
ATLANTIC & NEPTUNE BCH FIRE SERVICE	279,043	287,414	287,414
ATLANTIC BCH LG/BCH-CAPITAL ONLY	9,000	9,000	9,000
ATLANTIC BCH LIFEGUARD/BCH CLEAN-UP	222,583	229,260	229,260
BEACHES-SOLID WASTE DISPOSAL CHARGES	905,034	906,147	906,147
JACKSONVILLE BCH LIFEGUARD/BCH CLEAN-UP	712,794	734,178	734,178
NEPTUNE BCH LIFEGUARD/BCH CLEAN-UP	222,800	229,484	229,484
TOTAL INTER-LOCAL AGREEMENTS	2,351,254	2,395,483	2,395,483

CITY OF JACKSONVILLE, FLORIDA
GENERAL FUND - GENERAL SERVICES DISTRICT
SCHEDULE OF NON-DEPARTMENTAL EXPENDITURES

	FY 16-17 COUNCIL APPROVED	FY 17-18 MAYOR'S PROPOSED	FY 17-18 COUNCIL APPROVED
SUBFUND LEVEL ACTIVITIES			
DEBT SERVICE - ASH SETTLEMENT	2,640,398	2,611,697	2,611,697
JPA - CONTRIBUTIONS TO/FROM	2,996,070	2,438,391	2,940,286
JTA - CONTRIBUTIONS TO/FROM	1,372,217	1,410,864	1,410,864
PROPERTY LEASE W/ WJCT-JAZZ FESTIVAL	30,000	30,000	30,000
SALARY & BENEFIT LAPSE	(3,975,011)	(2,572,757)	(2,572,757)
TOTAL SUBFUND LEVEL ACTIVITIES	3,063,674	3,918,195	4,420,090
TRANSFER OUT TO OTHER FUNDS			
GEN FUND-GSD LOAN TO NE DWNTN CRA	1,131,493	292,132	200,095
GEN FUND-GSD LOAN TO SOLID WASTE DISPOS.		3,058,842	3,058,842
GEN FUND-GSD LOAN TO STORMWATER OPS	1,561,770	2,329,009	2,324,997
GEN FUND-GSD LOAN TO VEHICLE INSPECTION		78,371	
GEN FUND-GSD TRANSFER TO 15V TEEN COURT		55,000	55,000
GEN FUND-GSD TRANSFER TO AIR POLL EPA	424,272	424,273	424,273
GEN FUND-GSD TRANSFER TO BCH EROSION LOC	200,000	450,000	
GEN FUND-GSD TRANSFER TO CECIL COMM CTR	1,222,856	1,144,279	1,144,279
GEN FUND-GSD TRANSFER TO CECIL FIELD		315,496	
GEN FUND-GSD TRANSFER TO CIP FUND 32E	4,027,372	16,000,000	20,800,000
GEN FUND-GSD TRANSFER TO CITY VENUES	11,608,653	15,431,545	15,131,545
GEN FUND-GSD TRANSFER TO COURTHOUSE TRST	252,116	526,056	526,056
GEN FUND-GSD TRANSFER TO DIRECT VEH RPL	3,500,000		
GEN FUND-GSD TRANSFER TO EMERG.INCIDENTS		7,000,000	7,000,000
GEN FUND-GSD TRANSFER TO EMERGENCY RESV	2,000,000	10,368,097	5,368,097
GEN FUND-GSD TRANSFER TO HANNA PARK		24,525	
GEN FUND-GSD TRANSFER TO HUGUENOT PARK	198,380	356,282	356,282
GEN FUND-GSD TRANSFER TO ITD-RADIO COMM	699,280		
GEN FUND-GSD TRANSFER TO JAX JOURNEY	4,232,992		
GEN FUND-GSD TRANSFER TO JCC/JOURNEY	23,189,689	26,983,544	29,860,043
GEN FUND-GSD TRANSFER TO PROP APPRAISER	9,801,582	9,817,904	9,622,651
GEN FUND-GSD TRANSFER TO SPECIAL EVENTS	6,218,353	6,133,226	6,133,226
GEN FUND-GSD TRANSFER TO STORMWATER CIP			200,000
GEN FUND-GSD TRANSFER TO TAX COLLECTOR	5,709,241	6,746,539	6,699,259
TRF FR 011 GENFD TO DOWNTOWN ECON DEV			300,000
TOTAL TRANSFER OUT TO OTHER FUNDS	75,978,049	107,535,120	109,204,645
TOTAL NON-DEPARTMENTAL EXPENDITURES	260,019,616	336,253,351	337,349,581

**Council Auditor's Office
Solid Waste Division
Enterprise Fund Operations**

	FY 2017/18 COUNCIL APPROVED BUDGET			FY 2016/17
	LANDFILL PROGRAM	RESIDENTIAL, COLLECTION, DISPOSAL & RECYCLING	TOTAL	ORIGINAL BUDGET
REVENUES :				
Tipping Fees	17,457,279	-	17,457,279	17,296,225
Host Fees*	7,132,686	-	7,132,686	6,945,262
Solid Waste User Fee **	-	39,267,028	39,267,028	38,826,470
Investment Earnings	53,737	35,505	89,242	132,590
Transfer from Retained Earnings	68,123	-	68,123	51,026
Banking Fund Loan Proceeds	4,500,000	-	4,500,000	11,500,000
Sale of Recyclable Products	454	1,542,735	1,543,189	1,547,439
Downtown Businesses	-	343,494	343,494	344,130
Commercial Contractors	-	184,815	184,815	185,309
Gas Sales from Landfill	200,000	-	200,000	200,000
Code Violation Fines	-	4,000	4,000	2,300
Miscellaneous Sales and Charges	15,438	2,200	17,638	14,981
TOTAL REVENUES	29,427,717	41,379,777	70,807,494	77,045,732
EXPENDITURES :				
Class I Landfill Operations	13,814,127	-	13,814,127	12,589,509
Office of the Chief / Administration ***	-	2,196,921	2,196,921	109,353
Debt Management Fund Repayments	1,775,229	1,258,103	3,033,332	2,060,145
Banking Fund - Other Construction Costs	4,500,000	-	4,500,000	11,500,000
Sub-fund 442, Contamination Assessments	310,417	-	310,417	301,196
Sub-fund 443, Landfill Closure/Post Closure	1,912,680	-	1,912,680	1,941,628
Sub-fund 445, Landfill Mitigation Class I	193,354	-	193,354	191,854
Sub-fund 446, Landfill Mitigation Class III	108,424	-	108,424	108,424
Sub-fund 44i, Solid Waste Capital Projects	405,126	-	405,126	259,162
Contract Garbage / Recycling	-	34,116,362	34,116,362	32,316,431
Landfill Charges	-	9,123,215	9,123,215	8,486,634
Cash Carryover	-	-	-	3,434,022
Collection Activities	-	11,312,484	11,312,484	10,475,697
Contingency	-	472,977	472,977	-
Salary Lapse on Solid Waste Division	(23,961)	(91,851)	(115,812)	(177,701)
TOTAL EXPENDITURES	22,995,396	58,388,211	81,383,607	83,596,354
GROSS ENTERPRISE SURPLUS (DEFICIT)	6,432,321	(17,008,434)	(10,576,113)	(6,550,622)
Franchise Fees - (Commercial Waste Stream)	7,517,271	-	7,517,271	6,550,622
Loan to Enterprise Fund from GF/GSD 011	-	3,058,842	3,058,842	-
NET ENTERPRISE SURPLUS (DEFICIT)	13,949,592	(13,949,592)	-	-

* For FY 2017/18 Internal and External Host Fees are broken down as follows :

\$ 4.44	Deposited in 441; used to fund landfill operations
0.24	Deposited in 442; used to fund contamination assessment and minor remediation
1.98	Deposited in 443; used to fund landfill closure and post-closure costs
0.50	Deposited in 445 / 446 / Teye Brown Regional Park Trust Fund; used to fund mitigation projects
<u>\$ 7.16</u>	

** The user fee passed as ordinance 2007-837-E. This enacted a uniform, per month fee per premise. Ordinance 2010-446 was enacted 8/10/2010 approving the current user fee as of October 1, 2010 at \$12.65 per premise per month. Subsequently the user fee can be adjusted annually on a calendar year basis and cannot exceed \$18.00 per month or \$216.00 per calendar year. Also, the Solid Waste User fee is reviewed pursuant to Ordinance 2010-216 - Annual Review of Fees.

*** The expenditures shown are net administration expenses. Specifically, expenses related to management within the Office of the Chief and Collection Administration less Supervision Allocation expense. The increase in value shown is due to the Municipal Recycling contract and the related expenses for processing at the facility being included here.

Council Auditor's Office
Council Approved Budget 2017/2018
Public Service Grant Funding

	2016/2017 Council Approved Budget	2017/2018 Council Approved Budget	\$ Change 2016/2017 to 2017/2018	% Change 2016/2017 to 2017/2018	Priority Population (f/n A)
GENERAL FUND/GSD					
Aging True Community Senior Services - Meals on Wheels	\$ 131,210	\$ 131,210	\$ -	0.00%	4
Beaches Emergency Assistance Ministry - Rent and Utility Assistance Program	66,350	66,650	300	0.45%	2
Catholic Charities Bureau - Workforce Development Program	81,963	120,000	38,037	46.41%	2
Clara White Mission - Comprehensive Emergency Services for Homeless	100,761	150,000	49,239	48.87%	1
Daniel Memorial - Young Adult Homeless Services	50,000	74,936	24,936	49.87%	1
Family Foundations of NE Florida - Mental Health Counseling	103,014	128,350	25,336	24.59%	2
Family Support Services - Independent Living Program	149,757	149,927	170	0.11%	1
Family Support Services - Transitioning Young Adults	90,344	149,289	58,945	65.25%	3
Family Support Services - Kinship Caregiver Program	145,162	71,998	(73,164)	-50.40%	2
Gateway Community Services - Independence Village Case Manager	18,407	-	(18,407)	-100.00%	
Hope Haven Associates - Hope Academy Project Search	-	58,000	58,000	N/A	3
Hubbard House - Emergency Shelter Program	150,000	150,000	-	0.00%	1
Hubbard House - Outreach Program	37,206	-	(37,206)	-100.00%	
I.M. Sulzbacher Center For The Homeless - Emergency Shelter Program for Men	150,000	150,000	-	0.00%	1
I.M. Sulzbacher Center For The Homeless - Community Meals Program	50,000	50,000	-	0.00%	2
Jacksonville Area Legal Aid - Financial Stability Program	148,517	149,430	913	0.61%	2
Jacksonville Area Legal Aid - Homelessness Prevention Program	149,544	148,606	(938)	-0.63%	1
Jacksonville Area Legal Aid - Disability Rights & Benefits	134,495	147,770	13,275	9.87%	3
Jacksonville Area Sexual Minority Youth Network - Opening Doors for Homeless Youth	-	95,000	95,000	N/A	1
Jewish Family & Community Services, Inc. - Emergency Financial Assistance	75,000	100,000	25,000	33.33%	2
Learn to Read - Jax Reads	58,662	66,250	7,588	12.94%	2
Lutheran Social Services - Community Food Pantry	42,547	-	(42,547)	-100.00%	
Pine Castle - Training and Work Services	150,000	19,780	(130,220)	-86.81%	3
The Arc Jacksonville - Transition to Employment	150,000	150,000	-	0.00%	3
United Way of Northeast Florida - 2-1-1	150,000	-	(150,000)	-100.00%	
United Way of Northeast Florida - RealSense Prosperity Campaign	150,000	150,000	-	0.00%	2
Vision Is Priceless - Adult Vision Care	75,000	-	(75,000)	-100.00%	
We Care Jacksonville - Access to Specialty Medical Care Program	16,257	147,000	130,743	804.23%	2
SUBTOTAL PUBLIC SERVICE GRANTS GENERAL FUND/GSD NOT CULTURAL COUNCIL	\$ 2,624,196	\$ 2,624,196	\$ -	0.00%	
CULTURAL COUNCIL GRANTS GENERAL FUND/GSD					
Cultural Council of Greater Jacksonville	2,793,580	2,793,580	-	0.00%	
Cultural Council of Greater Jacksonville - Art in Public Places	53,000	53,000	-	0.00%	
TOTAL CULTURAL COUNCIL GRANTS	\$ 2,846,580	\$ 2,846,580	\$ -	0.00%	
TOTAL PSGS AND CULTURAL COUNCIL GRANTS GENERAL FUND/GSD	\$ 5,470,776	\$ 5,470,776	\$ -	0.00%	
SPECIAL REVENUE FUNDS					
Jacksonville Area Legal Aid - Court Costs \$65 Fee Trust	247,891	224,146	(23,745)	-9.58%	
Duval County Public Schools - Driver Education Safety Trust	300,000	293,588	(6,412)	-2.14%	
TOTAL SPECIAL REVENUE FUNDS	\$ 547,891	\$ 517,734	\$ (30,157)	-5.50%	
NON-DEPARTMENTAL					
Gateway Community Services - Alcohol Rehab Program (JXMS011ARP)	\$ 399,989	\$ 399,989	\$ -	0.00%	
CONTRACTUAL SERVICES					
Bob Hayes Track & Field (SPET01ASE)	\$ 84,875	\$ 84,875	\$ -	0.00%	
UNF Business Center (JEJE011)	98,940	108,000	9,060	9.16%	
Jacksonville Sister Cities Association (JEJE011)	10,000	10,000	-	0.00%	
Jacksonville Zoological Society (JXMS011ZOO)	1,282,500	1,282,500	-	0.00%	
TOTAL CONTRACTUAL SERVICES	\$ 1,476,315	\$ 1,485,375	\$ 9,060	0.61%	
TOTAL GSD, SPECIAL REVENUE FUNDS, and CONTRACTUAL SERVICES	\$ 7,894,971	\$ 7,873,874	\$ (21,097)	-0.27%	
Footnotes:					
(A) The FY 2017/18 priority populations as approved by Ordinance 2017-233-E are as follows:					
1. Homeless persons and families (35%)					
2. Low-income persons and families (40%)					
3. Adults with physical, mental and behavioral disabilities (20%)					
4. Low-income, elderly, and homebound (5%)					

CULTURAL COUNCIL OF GREATER JACKSONVILLE, INC.
CULTURAL SERVICE GRANT PROGRAM AWARDS
FY 2017-2018

	FY 16/17 Approved Grant	FY 17/18 Approved Grant	\$ Change FY 16/17 to 17/18	% Change FY 16/17 to 17/18
Atlantic Beach Experimental Theater	\$ 13,748	\$ 16,336	\$ 2,588	18.82%
Beaches Museum and History Park	46,309	48,223	1,914	4.13%
Beaches Fine Arts Series	36,796	31,646	(5,150)	-14.00%
Cathedral Arts Project	217,196	209,209	(7,987)	-3.68%
Civic Orchestra of Jacksonville	0	2,619	2,619	N/A
Cummer Museum	282,235	269,045	(13,190)	-4.67%
Don't Miss A Beat	9,528	11,677	2,149	22.55%
Florida Ballet	32,067	41,501	9,434	29.42%
Florida Theatre	282,235	269,045	(13,190)	-4.67%
Friday Musicale	32,395	32,890	495	1.53%
Hope at Hand	8,080	11,778	3,698	45.77%
Jacksonville Children's Chorus	88,357	112,767	24,410	27.63%
Jacksonville Dance Theatre	2,244	2,619	375	16.71%
Jacksonville Historical Society	27,881	36,165	8,284	29.71%
Jacksonville Symphony Association	229,882	269,045	39,163	17.04%
Mandarin Museum and Historical Society	6,107	6,179	72	1.18%
Museum of Contemporary Art – Jacksonville	282,235	255,593	(26,642)	-9.44%
Museum of Science and History	282,235	269,045	(13,190)	-4.67%
Performer's Academy	2,244	6,125	3,881	172.95%
Players by the Sea	66,622	64,513	(2,109)	-3.17%
Ritz Chamber Players	30,282	30,490	208	0.69%
Riverside Fine Arts Association	24,750	23,325	(1,425)	-5.76%
Springfield Preservation and Revitalization Council	11,670	15,169	3,499	29.98%
Theatre Jacksonville	81,308	75,225	(6,083)	-7.48%
Theatreworks	37,809	37,173	(636)	-1.68%
WJCT	282,235	269,045	(13,190)	-4.67%
Subtotal - Cultural Service Grants	\$ 2,416,450	\$ 2,416,447	\$ (3)	0.00%
Cultural Council - Administration	\$ 377,130	\$ 377,133	3	0.00%
Cultural Council - Art in Public Places Program Administrator	53,000	53,000	0	0.00%
Total*	\$ 2,846,580	\$ 2,846,580	\$ -	0.00%

* This amount represents the total allocated to the Cultural Council as seen on the Public Service Grant summary sheet.

CITY OF JACKSONVILLE
FY 2018 - 2022 CAPITAL IMPROVEMENT PROGRAM
GENERAL CAPITAL IMPROVEMENT PROJECTS

Funding Source	FY17-18	FY 18-19	FY 19-20	FY 20-21	FY21-22	Beyond 5
Debt Management Fund	\$69,722,652	\$57,669,071	\$46,350,160	\$36,559,850	\$50,740,750	\$633,565,110
Contribution - Private Sources	\$0	\$0	\$0	\$0	\$0	\$0
Interest Earnings Revenue Appropriations	\$1,598,534	\$0	\$0	\$0	\$0	\$0
Pay-go	\$38,880,400	\$37,551,560	\$23,999,754	\$27,257,500	\$25,880,000	\$5,975,086
Transfer Between Projects	\$0	\$0	\$0	\$0	\$0	\$0
Grant / Trust Fund	\$4,464,000	\$2,700,000	\$500,000	\$0	\$0	\$1,000,000
Total Per Year	\$114,665,586	\$97,920,631	\$70,849,914	\$63,817,350	\$76,620,750	\$640,540,196

Dep	Program Area	Project Name	Total Cost	Prev Fund	FY17-18	FY 18-19	FY 19-20	FY 20-21	FY21-22	Beyond 5
FR	Public Safety	Fire Station #64 (new)	\$4,522,500	\$0	\$0	\$4,522,500	\$0	\$0	\$0	\$0
FR	Public Safety	Fire Station #47 (new)	\$4,522,500	\$0	\$0	\$0	\$0	\$4,522,500	\$0	\$0
FR	Public Safety	Fire Station #65 (new)	\$4,533,750	\$0	\$0	\$0	\$0	\$0	\$4,533,750	\$0
FR	Public Safety	Fire Station #17 Replacement	\$4,533,750	\$0	\$0	\$0	\$0	\$0	\$0	\$4,533,750
FR	Public Safety	Fire Station #45 Relocation	\$4,533,750	\$0	\$0	\$0	\$0	\$0	\$0	\$4,533,750
FR	Public Safety	Fire Station #25 Replacement	\$4,611,428	\$77,678	\$0	\$0	\$0	\$0	\$0	\$4,533,750
FR	Public Safety	Fire Station #36 Replacement	\$4,533,750	\$0	\$515,000	\$0	\$0	\$0	\$0	\$4,018,750
FR	Public Safety	Fire Station #66 (new)	\$4,533,750	\$0	\$0	\$0	\$0	\$0	\$0	\$4,533,750
FR	Public Safety	Fire Station #67 (new)	\$4,533,750	\$0	\$0	\$0	\$0	\$0	\$0	\$4,533,750
FR	Public Safety	Fire Station #12 Replacement	\$4,533,750	\$0	\$0	\$0	\$0	\$0	\$0	\$4,533,750
FR	Public Safety	Marine Fire Station (new)	\$4,533,750	\$0	\$0	\$0	\$0	\$0	\$0	\$4,533,750
FR	Public Safety	Fire Station #72 (new)	\$4,533,750	\$0	\$0	\$0	\$0	\$0	\$0	\$4,533,750
FR	Public Safety	Specialized Vehicle Storage Facility	\$2,127,086	\$0	\$0	\$0	\$0	\$0	\$0	\$2,127,086
FR	Public Safety	Fire Station Diesel Exhaust Systems	\$2,162,000	\$0	\$2,162,000	\$0	\$0	\$0	\$0	\$0
JE	Roads / Infrastructure / Transp	Cecil Mega Site Development/Roadway	\$4,000,000	\$1,500,000	\$0	\$2,500,000	\$0	\$0	\$0	\$0
PL	Public Facilities	Urban Core Renewal/ Dallas Graham Replacement	\$3,103,973	\$0	\$0	\$330,560	\$1,273,040	\$0	\$0	\$1,500,373
PL	Public Facilities	Brentwood Branch Replacement	\$8,228,643	\$0	\$0	\$0	\$0	\$0	\$0	\$8,228,643
PL	Public Facilities	Oceanway Branch Library	\$12,100,190	\$0	\$250,000	\$0	\$0	\$0	\$0	\$11,850,190
PL	Public Facilities	Renovation of Beaches Branch Library	\$2,127,374	\$0	\$0	\$0	\$600,000	\$600,000	\$0	\$927,374
PW	Roads / Infrastructure / Transp	McQuade Rd/Beaverbrook Place Road Resurfacing	\$100,000	\$0	\$100,000	\$0	\$0	\$0	\$0	\$0
PW	Roads / Infrastructure / Transp	7th Street East Resurfacing	\$160,000	\$0	\$160,000	\$0	\$0	\$0	\$0	\$0
PW	Roads / Infrastructure / Transp	Ribault Scenic Dr/Forest Hill Rd Resurfacing	\$186,000	\$0	\$186,000	\$0	\$0	\$0	\$0	\$0
PW	Roads / Infrastructure / Transp	King Street Resurfacing	\$195,000	\$0	\$195,000	\$0	\$0	\$0	\$0	\$0
PW	Roads / Infrastructure / Transp	VC Johnson Road Resurfacing	\$117,000	\$0	\$117,000	\$0	\$0	\$0	\$0	\$0
PW	Roads / Infrastructure / Transp	University Blvd Crosswalk	\$100,000	\$0	\$100,000	\$0	\$0	\$0	\$0	\$0
PW	Roads / Infrastructure / Transp	Fort Caroline Road Resurfacing (McCormick to Monu	\$600,000	\$0	\$300,000	\$300,000	\$0	\$0	\$0	\$0
PW	Roads / Infrastructure / Transp	Orange Picker Road Sidewalk (Mandarin Rd to Brady	\$450,000	\$0	\$450,000	\$0	\$0	\$0	\$0	\$0
PW	Roads / Infrastructure / Transp	Tiger Hole Road Sidewalk	\$450,000	\$0	\$0	\$450,000	\$0	\$0	\$0	\$0
PW	Public Facilities	Westside Community Center Improvements	\$100,000	\$0	\$100,000	\$0	\$0	\$0	\$0	\$0
PW	Environmental / Quality of Life	JAX Ash Site Pollution Remediation	\$181,292,425	\$168,292,425	\$4,000,000	\$4,000,000	\$1,000,000	\$0	\$0	\$4,000,000
PW	Environmental / Quality of Life	Southside Incinerator Site Outer Sites	\$300,000	\$0	\$300,000	\$0	\$0	\$0	\$0	\$0
PW	Roads / Infrastructure / Transp	McCoy's Creek Improvements /pipe removal	\$750,000	\$0	\$750,000	\$0	\$0	\$0	\$0	\$0
PW	Roads / Infrastructure / Transp	Palm Avenue Improvements	\$3,400,000	\$0	\$0	\$0	\$0	\$0	\$0	\$3,400,000
PW	Public Facilities	Fire Station #20 Water Intrusion/Air Quality Improvem	\$285,159	\$0	\$285,159	\$0	\$0	\$0	\$0	\$0
PW	Roads / Infrastructure / Transp	Traffic Street Lights (mast arm paint)	\$3,101,263	\$2,601,263	\$75,000	\$75,000	\$75,000	\$75,000	\$100,000	\$100,000
PW	Roads / Infrastructure / Transp	Sidewalk Construction - New	\$7,323,682	\$924,284	\$1,399,398	\$1,000,000	\$1,000,000	\$1,000,000	\$1,000,000	\$1,000,000
PW	Government Facilities	Public Buildings - Roofing	\$4,859,895	\$1,259,895	\$400,000	\$400,000	\$700,000	\$700,000	\$700,000	\$700,000
PW	Government Facilities	ADA Compliance - Public Buildings	\$12,775,000	\$4,675,000	\$2,600,000	\$2,500,000	\$3,000,000	\$0	\$0	\$0
PW	Roads / Infrastructure / Transp	Pavement Markings	\$6,350,000	\$350,000	\$1,000,000	\$1,000,000	\$1,000,000	\$1,000,000	\$1,000,000	\$1,000,000
PW	Roads / Infrastructure / Transp	Traffic Signalization - Countywide	\$2,300,000	\$0	\$350,000	\$350,000	\$350,000	\$350,000	\$350,000	\$550,000
PW	Public Safety	Roadway Safety Project - Pedestrian Crossings	\$2,145,000	\$345,000	\$300,000	\$300,000	\$300,000	\$300,000	\$300,000	\$300,000

Dept	Program Area	Project Name	Total Cost	Prev Fund	FY17-18	FY 18-19	FY 19-20	FY 20-21	FY21-22	Beyond 5
PW	Roads / Infrastructure / Transp	Roadway Sign Stripe and Signal	\$21,591,474	\$13,491,474	\$1,350,000	\$1,350,000	\$1,350,000	\$1,350,000	\$1,350,000	\$1,350,000
PW	Roads / Infrastructure / Transp	Cntywd Intersection Imp & Bridge Rehab - Bridges	\$23,632,127	\$3,132,127	\$3,000,000	\$3,000,000	\$3,500,000	\$3,500,000	\$3,500,000	\$4,000,000
PW	Roads / Infrastructure / Transp	Railroad Crossings	\$3,686,616	\$3,086,616	\$75,000	\$75,000	\$75,000	\$75,000	\$75,000	\$225,000
PW	Roads / Infrastructure / Transp	Cntywd Intersection Imp & Bridge Rehab - Intersectio	\$7,368,312	\$868,312	\$1,000,000	\$1,000,000	\$1,000,000	\$1,000,000	\$1,000,000	\$1,500,000
PW	Roads / Infrastructure / Transp	Sidewalk/Curb Construction and Repair	\$31,725,187	\$18,225,187	\$3,000,000	\$2,000,000	\$2,000,000	\$2,000,000	\$2,000,000	\$2,500,000
PW	Roads / Infrastructure / Transp	Roadway Resurfacing	\$187,407,802	\$108,060,207	\$13,347,595	\$12,000,000	\$12,000,000	\$12,000,000	\$12,000,000	\$18,000,000
PW	Government Facilities	Facilities Capital Maintenance - Gov't	\$37,565,400	\$30,565,400	\$1,100,000	\$1,100,000	\$1,100,000	\$1,100,000	\$1,100,000	\$1,500,000
PW	Roads / Infrastructure / Transp	ADA Compliance - Curb Ramps and Sidewalks	\$48,891,449	\$11,141,779	\$13,949,670	\$14,000,000	\$0	\$0	\$0	\$9,800,000
PW	Roads / Infrastructure / Transp	Liberty St / Coastline Dr / Parking Decks	\$31,000,000	\$23,000,000	\$8,000,000	\$0	\$0	\$0	\$0	\$0
PW	Roads / Infrastructure / Transp	San Pablo Road Bridge Repairs	\$2,487,234	\$87,234	\$0	\$0	\$2,400,000	\$0	\$0	\$0
PW	Roads / Infrastructure / Transp	Countywide Bulkhead - Assessment, Repair and Rep	\$2,324,085	\$324,085	\$500,000	\$0	\$500,000	\$0	\$500,000	\$500,000
PW	Roads / Infrastructure / Transp	5th Street Bridge Replacement	\$1,150,000	\$0	\$0	\$0	\$100,000	\$300,000	\$750,000	\$0
PW	Roads / Infrastructure / Transp	Hardscape - Countywide	\$3,500,000	\$1,000,000	\$500,000	\$500,000	\$500,000	\$500,000	\$0	\$500,000
PW	Roads / Infrastructure / Transp	Northbank Riverwalk	\$34,871,425	\$2,971,425	\$0	\$0	\$4,000,000	\$4,000,000	\$4,000,000	\$19,900,000
PW	Roads / Infrastructure / Transp	St. Johns River Bulkhead, Assess/Restore	\$18,064,019	\$3,064,019	\$1,000,000	\$1,000,000	\$2,000,000	\$2,000,000	\$3,000,000	\$6,000,000
PW	Government Facilities	Yates Building - Parking Garage Enhancements	\$826,182	\$0	\$0	\$0	\$826,182	\$0	\$0	\$0
PW	Public Facilities	Main Library - Partial Roof Replacement	\$598,000	\$0	\$0	\$598,000	\$0	\$0	\$0	\$0
PW	Roads / Infrastructure / Transp	Chaffee Road	\$30,200,000	\$4,000,000	\$3,000,000	\$1,500,000	\$1,500,000	\$0	\$10,000,000	\$10,200,000
PW	Roads / Infrastructure / Transp	Harts Road Bridge Replacement	\$3,000,000	\$0	\$0	\$0	\$0	\$100,000	\$2,900,000	\$0
PW	Roads / Infrastructure / Transp	Five Points Project - Improvements	\$4,099,802	\$99,802	\$750,000	\$0	\$0	\$0	\$0	\$3,250,000
PW	Government Facilities	Yates Building - Maintenance and Upgrades	\$1,291,500	\$0	\$0	\$666,500	\$70,000	\$555,000	\$0	\$0
PW	Government Facilities	Main Library Garage - Maintenance and Upgrades	\$237,026	\$0	\$0	\$0	\$237,026	\$0	\$0	\$0
PW	Roads / Infrastructure / Transp	Old County Jail - Parking Lot Deck Assessment	\$500,000	\$0	\$0	\$0	\$0	\$0	\$500,000	\$0
PW	Roads / Infrastructure / Transp	Willowbranch Creek Bulkhead Replacement	\$1,500,000	\$0	\$500,000	\$500,000	\$0	\$0	\$0	\$500,000
PW	Roads / Infrastructure / Transp	Traffic Signalization - Enhancements	\$3,460,000	\$3,125,000	\$75,000	\$0	\$50,000	\$50,000	\$80,000	\$80,000
PW	Public Facilities	Facilities Capital Maintenance Gov't - Assessment an	\$2,589,546	\$89,546	\$0	\$0	\$500,000	\$500,000	\$500,000	\$1,000,000
PW	Government Facilities	Pretrial Detention Facility - Maintenance and Upgrade	\$4,337,714	\$252,000	\$0	\$1,790,000	\$1,995,714	\$100,000	\$200,000	\$0
PW	Public Facilities	Ed Ball Building	\$40,310,847	\$37,465,221	\$0	\$1,445,626	\$300,000	\$0	\$1,100,000	\$0
PW	Government Facilities	Fleet Management - Restroom Repairs	\$800,000	\$400,000	\$0	\$400,000	\$0	\$0	\$0	\$0
PW	Government Facilities	Police Memorial Building - Maintenance and Upgrade	\$2,303,684	\$126,939	\$0	\$0	\$0	\$0	\$1,100,000	\$1,076,745
PW	Government Facilities	Pretrial Detention Facility - Cell door System	\$12,125,000	\$500,000	\$1,000,000	\$1,000,000	\$3,000,000	\$3,000,000	\$3,625,000	\$0
PW	Government Facilities	Pretrial Detention Facility Elevator System	\$711,453	\$396,253	\$0	\$315,200	\$0	\$0	\$0	\$0
PW	Government Facilities	St. James Building	\$1,286,204	\$664,959	\$0	\$621,245	\$0	\$0	\$0	\$0
PW	Government Facilities	Emergency Operations Center - HVAC Repairs	\$380,000	\$180,000	\$0	\$100,000	\$100,000	\$0	\$0	\$0
PW	Roads / Infrastructure / Transp	Phoenix Area Pedestrian Safety Improvements	\$2,500,000	\$0	\$0	\$2,500,000	\$0	\$0	\$0	\$0
PW	Roads / Infrastructure / Transp	Soutel Drive Road Diet	\$6,000,000	\$0	\$720,000	\$2,640,000	\$2,640,000	\$0	\$0	\$0
PW	Roads / Infrastructure / Transp	Childrens Way/Nira Street Ped Improvements	\$425,000	\$0	\$425,000	\$0	\$0	\$0	\$0	\$0
PW	Environmental / Quality of Life	8th Street - I-95 to Blvd Landscaping/Tree Planting	\$1,300,000	\$0	\$0	\$0	\$0	\$0	\$0	\$1,300,000
PW	Government Facilities	Community Transition Center - Maintenance and Upg	\$311,900	\$0	\$0	\$0	\$311,900	\$0	\$0	\$0
PW	Government Facilities	Fleet Management - Maintenance and Upgrades	\$1,217,347	\$0	\$0	\$0	\$1,217,347	\$0	\$0	\$0
PW	Environmental / Quality of Life	Downtown Pocket Parks	\$474,000	\$0	\$0	\$0	\$0	\$0	\$0	\$474,000
PW	Roads / Infrastructure / Transp	Rogero Road - Roundabout	\$1,200,000	\$0	\$0	\$0	\$0	\$1,200,000	\$0	\$0
PW	Roads / Infrastructure / Transp	Cedar Point Road Bridges	\$1,950,000	\$450,000	\$0	\$0	\$1,500,000	\$0	\$0	\$0
PW	Public Facilities	ARC Jacksonville, Inc. - Roof Replacement	\$187,544	\$0	\$0	\$0	\$187,544	\$0	\$0	\$0
PW	Environmental / Quality of Life	Corridors of Significance	\$1,009,000	\$0	\$0	\$0	\$0	\$0	\$0	\$1,009,000
PW	Roads / Infrastructure / Transp	Big Fishweir Creek - Ecosystem Restoration Project (\$2,566,375	\$966,375	\$1,600,000	\$0	\$0	\$0	\$0	\$0
PW	Roads / Infrastructure / Transp	Jork Road Bridge	\$1,500,000	\$250,000	\$0	\$0	\$1,250,000	\$0	\$0	\$0
PW	Public Facilities	Landscape Renovations at Jax Public Library	\$543,000	\$0	\$0	\$0	\$0	\$0	\$0	\$543,000
PW	Government Facilities	Duval County Health Dept. - Maintenance and Upgra	\$151,229	\$0	\$0	\$0	\$151,229	\$0	\$0	\$0
PW	Roads / Infrastructure / Transp	Lone Star Road Extension	\$1,750,000	\$0	\$0	\$0	\$0	\$0	\$0	\$1,750,000
PW	Public Facilities	Water Street Parking Garage Renovation	\$3,125,000	\$1,725,000	\$0	\$0	\$0	\$0	\$0	\$1,400,000
PW	Roads / Infrastructure / Transp	Courthouse-Old Duval County - Remediation/Demolit	\$3,600,000	\$0	\$3,600,000	\$0	\$0	\$0	\$0	\$0
PW	Public Facilities	Old City Hall - Remediation/Demolition	\$4,400,000	\$0	\$4,400,000	\$0	\$0	\$0	\$0	\$0
PW	Roads / Infrastructure / Transp	Downtown Network Switches Replacement	\$132,000	\$0	\$0	\$0	\$0	\$0	\$132,000	\$0
PW	Roads / Infrastructure / Transp	Water/Wastewater System Fund	\$30,911,094	\$15,911,094	\$0	\$5,000,000	\$5,000,000	\$5,000,000	\$0	\$0
PW	Public Facilities	Convention Center - II	\$426,558	\$26,558	\$0	\$0	\$0	\$0	\$400,000	\$0
PW	Roads / Infrastructure / Transp	Merrill Rd and Townsend Blvd Intersection Improvem	\$575,000	\$0	\$0	\$0	\$0	\$0	\$575,000	\$0

Dept	Program Area	Project Name	Total Cost	Prev Fund	FY17-18	FY 18-19	FY 19-20	FY 20-21	FY21-22	Beyond 5
PW	Environmental / Quality of Life	Median Beautification	\$200,000	\$0	\$0	\$0	\$0	\$0	\$0	\$200,000
PW	Government Facilities	Medical Examiner Facility	\$16,000,000	\$0	\$0	\$0	\$0	\$0	\$0	\$16,000,000
PW	Roads / Infrastructure / Transp	Apache Ave Curb & Gutter	\$300,000	\$0	\$0	\$0	\$0	\$0	\$0	\$300,000
PW	Roads / Infrastructure / Transp	Soutel/Moncrief Intersection Improvements	\$2,750,000	\$0	\$0	\$0	\$0	\$0	\$0	\$2,750,000
PW	Roads / Infrastructure / Transp	Traffic Signalization - Fiber Optic	\$750,000	\$0	\$0	\$0	\$0	\$0	\$0	\$750,000
PW	Roads / Infrastructure / Transp	Traffic Sign Inventory	\$300,000	\$0	\$0	\$0	\$0	\$0	\$0	\$300,000
PW	Roads / Infrastructure / Transp	San Jose Blvd Sidewalk - New	\$536,529	\$0	\$536,529	\$0	\$0	\$0	\$0	\$0
PW	Roads / Infrastructure / Transp	Shindler Drive Sidewalk - New	\$992,950	\$0	\$992,950	\$0	\$0	\$0	\$0	\$0
PW	Roads / Infrastructure / Transp	Mandarin Road Sidewalk - New	\$817,485	\$0	\$817,485	\$0	\$0	\$0	\$0	\$0
PW	Roads / Infrastructure / Transp	Lenox Ave Sidewalk - New	\$447,565	\$0	\$447,565	\$0	\$0	\$0	\$0	\$0
PW	Roads / Infrastructure / Transp	Clyde Drive Sidewalk - New	\$383,040	\$0	\$383,040	\$0	\$0	\$0	\$0	\$0
PW	Roads / Infrastructure / Transp	118th Street Sidewalk - New	\$261,195	\$0	\$261,195	\$0	\$0	\$0	\$0	\$0
PW	Roads / Infrastructure / Transp	Sibbald Road Sidewalk - New	\$448,465	\$0	\$448,465	\$0	\$0	\$0	\$0	\$0
PW	Roads / Infrastructure / Transp	Braddock Road Sidewalk - New	\$855,220	\$0	\$855,220	\$0	\$0	\$0	\$0	\$0
PW	Roads / Infrastructure / Transp	Biscayne Blvd Sidewalk - New	\$411,000	\$0	\$411,000	\$0	\$0	\$0	\$0	\$0
PW	Roads / Infrastructure / Transp	Lakeside Drive Sidewalk - New	\$159,600	\$0	\$159,600	\$0	\$0	\$0	\$0	\$0
PW	Roads / Infrastructure / Transp	Lansdowne Drive Sidewalk - New	\$56,162	\$0	\$56,162	\$0	\$0	\$0	\$0	\$0
PW	Roads / Infrastructure / Transp	Pedestrian and Bicycle Safety Improvement Project	\$1,100,000	\$0	\$1,100,000	\$0	\$0	\$0	\$0	\$0
PW	Roads / Infrastructure / Transp	4th Street Brick Rebuild (Pearl to Main Street)	\$1,600,000	\$0	\$1,600,000	\$0	\$0	\$0	\$0	\$0
PW	Environmental / Quality of Life	Downtown Landscaping and Lighting Enhancements	\$1,000,000	\$0	\$1,000,000	\$0	\$0	\$0	\$0	\$0
PW	Roads / Infrastructure / Transp	St Johns River - Riverfront Park Bulkhead Replacem	\$2,586,996	\$1,986,996	\$600,000	\$0	\$0	\$0	\$0	\$0
PW	Roads / Infrastructure / Transp	Riverview Area Water Extension	\$1,619,011	\$619,011	\$1,000,000	\$0	\$0	\$0	\$0	\$0
PW	Roads / Infrastructure / Transp	Traffic Calming	\$456,613	\$306,613	\$150,000	\$0	\$0	\$0	\$0	\$0
PW	Government Facilities	Snyder Memorial Church - Interior Renovations	\$600,000	\$0	\$600,000	\$0	\$0	\$0	\$0	\$0
PW	Public Safety	Crime Gun Intelligent Center (Ed Austin Bldg)	\$1,000,000	\$0	\$1,000,000	\$0	\$0	\$0	\$0	\$0
PW	Roads / Infrastructure / Transp	Ortega Hills Secondary Ingress/Egress	\$3,678,932	\$0	\$350,000	\$1,050,000	\$2,278,932	\$0	\$0	\$0
RP	Parks / Preservation Land / W€	Modesky Park Playground	\$150,000	\$0	\$150,000	\$0	\$0	\$0	\$0	\$0
RP	Parks / Preservation Land / W€	Children's Rotary Park Playground	\$400,000	\$0	\$400,000	\$0	\$0	\$0	\$0	\$0
RP	Public Facilities	Charlie Joseph Senior Center Improvements	\$290,000	\$0	\$290,000	\$0	\$0	\$0	\$0	\$0
RP	Parks / Preservation Land / W€	Countywide Park Capital Maintenance - Playground/E	\$445,000	\$0	\$445,000	\$0	\$0	\$0	\$0	\$0
RP	Parks / Preservation Land / W€	Ribault River/Harborview Fishing Pier	\$467,000	\$0	\$467,000	\$0	\$0	\$0	\$0	\$0
RP	Public Facilities	Leroy Clemmons Senior Center Improvements	\$115,000	\$0	\$115,000	\$0	\$0	\$0	\$0	\$0
RP	Parks / Preservation Land / W€	Leonard Abess Park Splash Pad	\$150,000	\$0	\$150,000	\$0	\$0	\$0	\$0	\$0
RP	Parks / Preservation Land / W€	Fletcher Morgan Park Parking Lot Lighting	\$200,000	\$0	\$200,000	\$0	\$0	\$0	\$0	\$0
RP	Parks / Preservation Land / W€	Blue Cypress Golf Course Renovations	\$250,000	\$0	\$250,000	\$0	\$0	\$0	\$0	\$0
RP	Parks / Preservation Land / W€	Cecil Field Batting Cages	\$200,000	\$0	\$200,000	\$0	\$0	\$0	\$0	\$0
RP	Parks / Preservation Land / W€	Friendship Fountain Repairs & Nodes	\$1,400,000	\$150,000	\$1,250,000	\$0	\$0	\$0	\$0	\$0
RP	Public Facilities	Southside Senior Center	\$2,600,000	\$0	\$600,000	\$2,000,000	\$0	\$0	\$0	\$0
RP	Public Facilities	St. Johns Marina	\$612,000	\$0	\$112,000	\$0	\$500,000	\$0	\$0	\$0
RP	Public Facilities	Mayport Community Center	\$2,200,000	\$0	\$200,000	\$2,000,000	\$0	\$0	\$0	\$0
RP	Public Facilities	Mandarin Senior Center Expansion	\$1,698,000	\$198,000	\$1,500,000	\$0	\$0	\$0	\$0	\$0
RP	Parks / Preservation Land / W€	Countywide Parks & Recreation Projects	\$29,400,027	\$17,400,027	\$2,000,000	\$2,000,000	\$2,000,000	\$2,000,000	\$2,000,000	\$2,000,000
RP	Roads / Infrastructure / Transp	Huguenot Memorial Park Beach Access	\$1,400,000	\$850,000	\$550,000	\$0	\$0	\$0	\$0	\$0
RP	Parks / Preservation Land / W€	Touchton Road Park	\$692,220	\$384,667	\$307,553	\$0	\$0	\$0	\$0	\$0
RP	Parks / Preservation Land / W€	Jackson Street Floating Dock	\$500,000	\$0	\$500,000	\$0	\$0	\$0	\$0	\$0
RP	Parks / Preservation Land / W€	Post Street Floating Dock	\$400,000	\$0	\$400,000	\$0	\$0	\$0	\$0	\$0
RP	Parks / Preservation Land / W€	Riverplace Tower Finger Piers	\$300,000	\$0	\$300,000	\$0	\$0	\$0	\$0	\$0
RP	Public Facilities	School Board Kayak Launch	\$334,400	\$134,400	\$200,000	\$0	\$0	\$0	\$0	\$0
RP	Public Facilities	Rowing Center	\$1,783,360	\$33,360	\$750,000	\$1,000,000	\$0	\$0	\$0	\$0
RP	Parks / Preservation Land / W€	Mayport Docks	\$1,961,318	\$1,061,318	\$900,000	\$0	\$0	\$0	\$0	\$0
RP	Parks / Preservation Land / W€	Southbank Riverwalk Extension & Enhancements	\$10,500,000	\$2,500,000	\$1,000,000	\$0	\$0	\$0	\$7,000,000	\$0
RP	Parks / Preservation Land / W€	Boone Park - Upgrade Electrical & Tennis Court Lighti	\$270,000	\$0	\$0	\$270,000	\$0	\$0	\$0	\$0
RP	Parks / Preservation Land / W€	Clanzel T. Brown Park - Pool Renovations, Remodel	\$500,000	\$0	\$500,000	\$0	\$0	\$0	\$0	\$0
RP	Parks / Preservation Land / W€	Memorial Park - Fence, Railings & Water Fountains	\$200,000	\$0	\$0	\$200,000	\$0	\$0	\$0	\$0
RP	Parks / Preservation Land / W€	Scott Park - Construct Baseball Facility w/ ADA Restr	\$756,000	\$0	\$0	\$756,000	\$0	\$0	\$0	\$0
RP	Parks / Preservation Land / W€	Hanna Park 3 - Campground Restroom Renovation:	\$360,000	\$0	\$0	\$360,000	\$0	\$0	\$0	\$0
RP	Parks / Preservation Land / W€	Blue Cypress Pool Demo & Replacement	\$2,650,000	\$200,000	\$0	\$2,450,000	\$0	\$0	\$0	\$0

Dept	Program Area	Project Name	Total Cost	Prev Fund	FY17-18	FY 18-19	FY 19-20	FY 20-21	FY21-22	Beyond 5
RP	Parks / Preservation Land / W/	Julius Guinyard Park - Refurbish Existing Park	\$325,000	\$0	\$0	\$325,000	\$0	\$0	\$0	\$0
RP	Parks / Preservation Land / W/	Charles (Boobie) Clark Park & Pool - Remodel / Rede	\$450,000	\$0	\$450,000	\$0	\$0	\$0	\$0	\$0
RP	Parks / Preservation Land / W/	Hanna Park 1 - Playground	\$360,000	\$0	\$0	\$360,000	\$0	\$0	\$0	\$0
RP	Public Facilities	Southbank Floating Dock	\$500,000	\$0	\$0	\$500,000	\$0	\$0	\$0	\$0
RP	Parks / Preservation Land / W/	Sheffield Park - Soccer Fields	\$4,000,000	\$0	\$0	\$0	\$2,000,000	\$2,000,000	\$0	\$0
RP	Parks / Preservation Land / W/	103rd Street Sports Complex Renovations	\$707,000	\$0	\$0	\$0	\$707,000	\$0	\$0	\$0
RP	Parks / Preservation Land / W/	Jacksonville Baldwin Rail Trail - Repave Trail	\$2,385,000	\$0	\$0	\$0	\$0	\$2,385,000	\$0	\$0
RP	Parks / Preservation Land / W/	Palmetto Leaves Regional Park - Construct Sports Fi	\$2,075,000	\$0	\$0	\$75,000	\$0	\$2,000,000	\$0	\$0
RP	Parks / Preservation Land / W/	Mandarin Park - Renovate ADA Restrooms	\$200,000	\$0	\$200,000	\$0	\$0	\$0	\$0	\$0
RP	Parks / Preservation Land / W/	Hanna Park 4 - Boardwalks	\$240,000	\$0	\$0	\$0	\$0	\$240,000	\$0	\$0
RP	Parks / Preservation Land / W/	Arlington Boat Ramp - Lighting for Parking Lot	\$144,000	\$0	\$0	\$0	\$144,000	\$0	\$0	\$0
RP	Parks / Preservation Land / W/	Reddie Point Preserve - Entrance Road Paving	\$900,000	\$0	\$0	\$900,000	\$0	\$0	\$0	\$0
RP	Parks / Preservation Land / W/	Seaton Creek Historic Preserve	\$1,100,000	\$0	\$0	\$550,000	\$550,000	\$0	\$0	\$0
RP	Parks / Preservation Land / W/	Ivey Road Park - Design & Develop per the Master Pl	\$7,000,000	\$0	\$0	\$0	\$0	\$0	\$1,000,000	\$6,000,000
RP	Parks / Preservation Land / W/	Hanna Park 2 - Splash Park	\$500,000	\$0	\$0	\$500,000	\$0	\$0	\$0	\$0
RP	Parks / Preservation Land / W/	Jax-Baldwin Rail Trail Buffer - Develop Park and Upla	\$378,000	\$0	\$378,000	\$0	\$0	\$0	\$0	\$0
RP	Parks / Preservation Land / W/	Cecil Conservation Corridor - Design / Build Trail Exe	\$2,400,000	\$0	\$0	\$0	\$0	\$0	\$0	\$2,400,000
RP	Parks / Preservation Land / W/	9A/Baymeadows Park	\$4,450,000	\$0	\$0	\$2,225,000	\$0	\$2,225,000	\$0	\$0
RP	Parks / Preservation Land / W/	Beach & Peach Urban Park	\$729,865	\$293,865	\$436,000	\$0	\$0	\$0	\$0	\$0
RP	Parks / Preservation Land / W/	Archie Dickinson Park	\$2,500,000	\$0	\$0	\$0	\$0	\$0	\$0	\$2,500,000
RP	Parks / Preservation Land / W/	Hanna Park - Parking Lot 11	\$660,000	\$0	\$660,000	\$0	\$0	\$0	\$0	\$0
RP	Parks / Preservation Land / W/	Hanna Park - Manager's House	\$420,000	\$0	\$420,000	\$0	\$0	\$0	\$0	\$0
RP	Parks / Preservation Land / W/	Hogan's Creek Greenway	\$13,000,000	\$0	\$0	\$0	\$0	\$0	\$3,000,000	\$10,000,000
RP	Parks / Preservation Land / W/	McCoy's Creek Greenway	\$4,177,000	\$177,000	\$600,000	\$1,400,000	\$1,000,000	\$1,000,000	\$0	\$0
RP	Parks / Preservation Land / W/	Maxville Park - Football Field & Concessions Building	\$750,000	\$0	\$750,000	\$0	\$0	\$0	\$0	\$0
RP	Parks / Preservation Land / W/	Riverside Park	\$1,000,000	\$0	\$0	\$0	\$0	\$0	\$0	\$1,000,000
RP	Parks / Preservation Land / W/	Alamacani Park Boat Ramp	\$2,000,000	\$0	\$0	\$0	\$0	\$0	\$0	\$2,000,000
RP	Public Facilities	Carville Park & Pool	\$150,000	\$0	\$0	\$0	\$0	\$0	\$0	\$150,000
RP	Parks / Preservation Land / W/	Murray Hill Playground	\$225,000	\$0	\$0	\$0	\$0	\$0	\$0	\$225,000
RP	Public Facilities	Norman Studios	\$1,000,000	\$0	\$0	\$0	\$0	\$0	\$0	\$1,000,000
RP	Parks / Preservation Land / W/	Exchange Club Park	\$300,000	\$0	\$0	\$0	\$0	\$0	\$0	\$300,000
RP	Parks / Preservation Land / W/	Adolph Wurm Park	\$200,000	\$0	\$0	\$0	\$0	\$0	\$0	\$200,000
RP	Public Facilities	First Coast Aquatic Center	\$20,000,000	\$0	\$0	\$0	\$0	\$0	\$0	\$20,000,000
RP	Parks / Preservation Land / W/	Pine Forest Elementary Park	\$1,000,000	\$0	\$50,000	\$0	\$0	\$0	\$0	\$950,000
RP	Parks / Preservation Land / W/	Mayport Road Park	\$2,000,000	\$0	\$0	\$0	\$0	\$0	\$0	\$2,000,000
RP	Parks / Preservation Land / W/	Hanna Park - Amphitheatre	\$200,000	\$0	\$0	\$0	\$0	\$0	\$0	\$200,000
RP	Public Facilities	Wayne B Stevens Boat Ramp	\$250,000	\$0	\$0	\$0	\$0	\$0	\$0	\$250,000
RP	Parks / Preservation Land / W/	Cecil Field Master Plan - Phase II	\$10,000,000	\$0	\$0	\$0	\$0	\$0	\$0	\$10,000,000
RP	Parks / Preservation Land / W/	Bert Maxwell Dock Modifications	\$112,000	\$0	\$112,000	\$0	\$0	\$0	\$0	\$0
RP	Parks / Preservation Land / W/	Half Moon Island Park & Boat Ramp Phase 2B	\$1,232,000	\$0	\$1,232,000	\$0	\$0	\$0	\$0	\$0
RP	Parks / Preservation Land / W/	Joe Carlucci Dock Replacement / Extension	\$616,000	\$0	\$616,000	\$0	\$0	\$0	\$0	\$0
RP	Parks / Preservation Land / W/	Mandarin Boat Ramp Dock Extension and ADA Kaya	\$168,000	\$0	\$168,000	\$0	\$0	\$0	\$0	\$0
RP	Parks / Preservation Land / W/	Post Street Floating Dock	\$168,000	\$0	\$168,000	\$0	\$0	\$0	\$0	\$0
RP	Parks / Preservation Land / W/	Ribault River Channel Markers	\$67,200	\$0	\$67,200	\$0	\$0	\$0	\$0	\$0
RP	Parks / Preservation Land / W/	Riverfront Park Fishing Platform	\$134,400	\$0	\$134,400	\$0	\$0	\$0	\$0	\$0
RP	Parks / Preservation Land / W/	Sisters Creek Lighting - Phase 2	\$246,400	\$0	\$246,400	\$0	\$0	\$0	\$0	\$0
RP	Public Facilities	J.P. Small Park Museum Improvements	\$500,000	\$0	\$500,000	\$0	\$0	\$0	\$0	\$0
RP	Public Facilities	Mary Singleton Sr. Center - Maintenance and Upgrad	\$556,000	\$0	\$556,000	\$0	\$0	\$0	\$0	\$0
RP	Public Facilities	Arlington Senior Center Renovations	\$969,000	\$0	\$969,000	\$0	\$0	\$0	\$0	\$0
RP	Parks / Preservation Land / W/	Civic/Cultural Riverwalk Node - Northbank	\$500,000	\$0	\$0	\$500,000	\$0	\$0	\$0	\$0
SH	Public Facilities	Police Memorial Building	\$95,878,915	\$0	\$0	\$0	\$0	\$0	\$0	\$95,878,915
SH	Public Facilities	3,000 Bed Pretrial Detention Facility (replacement for	\$246,193,974	\$0	\$0	\$0	\$0	\$0	\$0	\$246,193,974
SH	Public Safety	500 Bed Detention Facility/Short Term Holding	\$41,032,146	\$0	\$0	\$0	\$0	\$0	\$0	\$41,032,146
SH	Public Facilities	Homeland Security Narcotics & Vice Building	\$2,507,500	\$0	\$0	\$0	\$0	\$2,507,500	\$0	\$0
SH	Public Safety	Academy Firing Range storage lease building	\$1,242,350	\$0	\$0	\$0	\$0	\$1,242,350	\$0	\$0
SH	Public Facilities	Tactical Research and Development Facility	\$460,000	\$0	\$460,000	\$0	\$0	\$0	\$0	\$0
SH	Public Facilities	Purchase Load King Warehouse	\$6,500,000	\$0	\$0	\$0	\$0	\$0	\$0	\$6,500,000

Dept	Program Area	Project Name	Total Cost	Prev Fund	FY17-18	FY 18-19	FY 19-20	FY 20-21	FY21-22	Beyond 5
SM	Public Facilities	Interior Finishes- Prime Osborn Convention Center	\$1,650,000	\$0	\$0	\$300,000	\$300,000	\$0	\$500,000	\$550,000
SM	Public Facilities	Waterproofing / Roof Replacements - Prime Osborn C	\$2,350,000	\$0	\$0	\$2,250,000	\$0	\$0	\$0	\$100,000
SM	Public Facilities	Building Systems - Ritz Theatre & Museum	\$2,780,000	\$0	\$0	\$510,000	\$490,000	\$0	\$500,000	\$1,280,000
SM	Public Facilities	Building Systems - Prime Osborn Convention Center	\$9,540,000	\$0	\$0	\$1,045,000	\$0	\$1,045,000	\$4,250,000	\$3,200,000
SM	Public Facilities	Security Improvements- Ritz Theatre & Museum	\$270,000	\$0	\$0	\$95,000	\$80,000	\$95,000	\$0	\$0
SM	Public Facilities	Chairs & Tables - Prime Osborn Convention Center	\$700,000	\$0	\$0	\$500,000	\$0	\$200,000	\$0	\$0
SM	Public Facilities	Security Improvements - Prime Osborn Convention C	\$1,110,000	\$0	\$0	\$970,000	\$140,000	\$0	\$0	\$0

The following projects included additional funding through separate legislation or anticipated grants that was not included in the FY 2017-18 budget and therefore not reflected on this schedule, but are reflected on the 5-year schedule:

- ADA Compliance - Curb Ramps and Sidewalks - \$900,000
- Pedestrian and Bicycle Safety Improvement Project - \$1,100,000
- J.P. Small Park Museum Improvements - \$500,000
- St. Johns Marina - \$112,000
- Bert Maxwell Dock Modifications - \$112,000
- Half Moon Island Park & Boat Ramp Phase 2B - \$1,232,000
- Joe Carlucci Dock Replacement / Extension - \$616,000
- Mandarin Boat Ramp Dock and Extension & ADA Kayak Launch - \$168,000
- Post Street Floating Dock - \$168,000
- Ribault River Channel Markers - \$67,200
- Sister Creek Lighting - Phase 2 - \$246,400
- Riverfront Park Fishing Platform - \$134,400

CITY OF JACKSONVILLE
FY 2018 CAPITAL IMPROVEMENT PROGRAM
ALL FUNDING SOURCES

Funding Source	FY17-18
Debt Management Fund	\$69,722,652
Contribution - Private Sources	\$0
Interest Earnings Revenue Appropriations	\$1,598,534
Pay-go	\$37,299,400
Transfer Between Projects	\$0
Grant / Trust Fund	\$689,000
Total Per Year	\$109,309,586

Dept	Project Name	FY 17-18	Debt Management Fund	Contribution - Private Sources	Interest Earnings Revenue Appropriations	Paygo	Transfer Between Projects	Grant / Trust Fund
FR	Fire Station #36 Replacement	\$515,000	\$515,000	\$0	\$0	\$0	\$0	\$0
FR	Fire Station Diesel Exhaust Systems	\$2,162,000	\$2,162,000	\$0	\$0	\$0	\$0	\$0
PL	Oceanway Branch Library	\$250,000	\$250,000	\$0	\$0	\$0	\$0	\$0
PW	Westside Community Center Improvements	\$100,000	\$0	\$0	\$0	\$100,000	\$0	\$0
PW	University Blvd Crosswalk	\$100,000	\$0	\$0	\$0	\$100,000	\$0	\$0
PW	Fort Caroline Road Resurfacing (McCormick to Monument)	\$300,000	\$0	\$0	\$0	\$300,000	\$0	\$0
PW	Ribault Scenic Dr/Forest Hill Rd Resurfacing	\$186,000	\$0	\$0	\$0	\$186,000	\$0	\$0
PW	King Street Resurfacing	\$195,000	\$0	\$0	\$0	\$195,000	\$0	\$0
PW	VC Johnson Road Resurfacing	\$117,000	\$0	\$0	\$0	\$117,000	\$0	\$0
PW	7th Street East Resurfacing	\$160,000	\$0	\$0	\$0	\$160,000	\$0	\$0
PW	Orange Picker Road Sidewalk (Mandarin Rd to Brady Rd)	\$450,000	\$0	\$0	\$0	\$450,000	\$0	\$0
PW	McQuade Rd/Beaverbrook Place Road Resurfacing	\$100,000	\$0	\$0	\$0	\$100,000	\$0	\$0
PW	JAX Ash Site Pollution Remediation	\$4,000,000	\$3,724,788	\$0	\$73,575	\$201,637	\$0	\$0
PW	Southside Incinerator Site Outer Sites	\$300,000	\$300,000	\$0	\$0	\$0	\$0	\$0
PW	McCoys Creek Improvements /pipe removal	\$750,000	\$750,000	\$0	\$0	\$0	\$0	\$0
PW	Fire Station #20 Water Intrusion/Air Quality Improvements	\$285,159	\$285,159	\$0	\$0	\$0	\$0	\$0
PW	Traffic Street Lights (mast arm paint)	\$75,000	\$0	\$0	\$0	\$75,000	\$0	\$0
PW	Sidewalk Construction - New	\$1,399,398	\$0	\$0	\$300,692	\$1,098,706	\$0	\$0
PW	Public Buildings - Roofing	\$400,000	\$400,000	\$0	\$0	\$0	\$0	\$0
PW	ADA Compliance - Public Buildings	\$2,600,000	\$2,600,000	\$0	\$0	\$0	\$0	\$0
PW	Pavement Markings	\$1,000,000	\$1,000,000	\$0	\$0	\$0	\$0	\$0
PW	Traffic Signalization - Countywide	\$350,000	\$350,000	\$0	\$0	\$0	\$0	\$0
PW	Roadway Safety Project - Pedestrian Crossings	\$300,000	\$0	\$0	\$0	\$300,000	\$0	\$0
PW	Roadway Sign Stripe and Signal	\$1,350,000	\$0	\$0	\$0	\$1,350,000	\$0	\$0
PW	Cntywd Intersection Imp & Bridge Rehab - Bridges	\$3,000,000	\$438,783	\$0	\$0	\$2,561,217	\$0	\$0
PW	Railroad Crossings	\$75,000	\$0	\$0	\$0	\$75,000	\$0	\$0
PW	Cntywd Intersection Imp & Bridge Rehab - Intersections	\$1,000,000	\$1,000,000	\$0	\$0	\$0	\$0	\$0
PW	Sidewalk/Curb Construction and Repair	\$3,000,000	\$636,892	\$0	\$552,988	\$1,810,120	\$0	\$0
PW	Roadway Resurfacing	\$13,347,595	\$3,593,045	\$0	\$0	\$9,754,550	\$0	\$0
PW	Facilities Capital Maintenance - Gov't	\$1,100,000	\$1,100,000	\$0	\$0	\$0	\$0	\$0
PW	ADA Compliance - Curb Ramps and Sidewalks	\$13,049,670	\$13,049,670	\$0	\$0	\$0	\$0	\$0
PW	Liberty St / Coastline Dr / Parking Decks	\$8,000,000	\$8,000,000	\$0	\$0	\$0	\$0	\$0

Dept	Project Name	FY 17-18	Debt Management Fund	Contribution - Private Sources	Interest Earnings Revenue Appropriations	Paygo	Transfer Between Projects	Grant / Trust Fund
PW	Countywide Bulkhead - Assessment, Repair and Replacement	\$500,000	\$500,000	\$0	\$0	\$0	\$0	\$0
PW	Hardscape - Countywide	\$500,000	\$500,000	\$0	\$0	\$0	\$0	\$0
PW	St. Johns River Bulkhead, Assess/Restore	\$1,000,000	\$1,000,000	\$0	\$0	\$0	\$0	\$0
PW	Chaffee Road	\$3,000,000	\$2,412,965	\$0	\$587,035	\$0	\$0	\$0
PW	Five Points Project - Improvements	\$750,000	\$750,000	\$0	\$0	\$0	\$0	\$0
PW	Willowbranch Creek Bulkhead Replacement	\$500,000	\$0	\$0	\$0	\$500,000	\$0	\$0
PW	Traffic Signalization - Enhancements	\$75,000	\$75,000	\$0	\$0	\$0	\$0	\$0
PW	Pretrial Detention Facility - Cell door System	\$1,000,000	\$1,000,000	\$0	\$0	\$0	\$0	\$0
PW	Soutel Drive Road Diet	\$720,000	\$720,000	\$0	\$0	\$0	\$0	\$0
PW	Childrens Way/Nira Street Ped Improvements	\$425,000	\$425,000	\$0	\$0	\$0	\$0	\$0
PW	Big Fishweir Creek - Ecosystem Restoration Project (ACOE joint	\$1,600,000	\$1,600,000	\$0	\$0	\$0	\$0	\$0
PW	Courthouse-Old Duval County - Remediation/Demolition	\$3,600,000	\$0	\$0	\$0	\$3,600,000	\$0	\$0
PW	Old City Hall - Remediation/Demolition	\$4,400,000	\$4,400,000	\$0	\$0	\$0	\$0	\$0
PW	San Jose Blvd Sidewalk - New	\$536,529	\$518,691	\$0	\$1,111	\$16,727	\$0	\$0
PW	Shindler Drive Sidewalk - New	\$992,950	\$964,149	\$0	\$13,903	\$14,898	\$0	\$0
PW	Mandarin Road Sidewalk - New	\$817,485	\$816,486	\$0	\$999	\$0	\$0	\$0
PW	Lenox Ave Sidewalk - New	\$447,565	\$431,849	\$0	\$7,071	\$8,645	\$0	\$0
PW	Clyde Drive Sidewalk - New	\$383,040	\$343,073	\$0	\$38,427	\$1,540	\$0	\$0
PW	118th Street Sidewalk - New	\$261,195	\$261,195	\$0	\$0	\$0	\$0	\$0
PW	Sibbald Road Sidewalk - New	\$448,465	\$448,465	\$0	\$0	\$0	\$0	\$0
PW	Braddock Road Sidewalk - New	\$855,220	\$767,202	\$0	\$4,489	\$83,529	\$0	\$0
PW	Biscayne Blvd Sidewalk - New	\$411,000	\$411,000	\$0	\$0	\$0	\$0	\$0
PW	Lakeside Drive Sidewalk - New	\$159,600	\$159,600	\$0	\$0	\$0	\$0	\$0
PW	Lansdowne Drive Sidewalk - New	\$56,162	\$0	\$0	\$13,081	\$43,081	\$0	\$0
PW	4th Street Brick Rebuild (Pearl to Main Street)	\$1,600,000	\$0	\$0	\$0	\$1,600,000	\$0	\$0
PW	Downtown Landscaping and Lighting Enhancements	\$1,000,000	\$0	\$0	\$0	\$1,000,000	\$0	\$0
PW	St Johns River - Riverfront Park Bulkhead Replacement	\$600,000	\$0	\$0	\$0	\$600,000	\$0	\$0
PW	Riverview Area Water Extension	\$1,000,000	\$0	\$0	\$0	\$1,000,000	\$0	\$0
PW	Traffic Calming	\$150,000	\$0	\$0	\$0	\$150,000	\$0	\$0
PW	Snyder Memorial Church - Interior Renovations	\$600,000	\$600,000	\$0	\$0	\$0	\$0	\$0
PW	Crime Gun Intelligent Center (Ed Austin Bldg)	\$1,000,000	\$1,000,000	\$0	\$0	\$0	\$0	\$0
PW	Ortega Hills Secondary Ingress/Egress	\$350,000	\$0	\$0	\$0	\$350,000	\$0	\$0
RP	Modesky Park Playground	\$150,000	\$0	\$0	\$0	\$150,000	\$0	\$0
RP	Children's Rotary Park Playground	\$400,000	\$0	\$0	\$0	\$400,000	\$0	\$0
RP	Blue Cypress Golf Course Renovations	\$250,000	\$0	\$0	\$0	\$250,000	\$0	\$0
RP	Fletcher Morgan Park Parking Lot Lighting	\$200,000	\$0	\$0	\$0	\$200,000	\$0	\$0
RP	Leonard Abess Park Splash Pad	\$150,000	\$0	\$0	\$0	\$150,000	\$0	\$0
RP	Ribault River/Harborview Fishing Pier	\$467,000	\$0	\$0	\$0	\$467,000	\$0	\$0
RP	Cecil Field Batting Cages	\$200,000	\$0	\$0	\$0	\$200,000	\$0	\$0
RP	Countywide Park Capital Maintenance - Playground/Ballfields	\$445,000	\$0	\$0	\$0	\$445,000	\$0	\$0
RP	Leroy Clemmons Senior Center Improvements	\$115,000	\$0	\$0	\$0	\$115,000	\$0	\$0
RP	Charlie Joseph Senior Center Improvements	\$290,000	\$0	\$0	\$0	\$290,000	\$0	\$0
RP	Friendship Fountain Repairs & Nodes	\$1,250,000	\$1,250,000	\$0	\$0	\$0	\$0	\$0
RP	Southside Senior Center	\$600,000	\$0	\$0	\$0	\$600,000	\$0	\$0
RP	Mayport Community Center	\$200,000	\$0	\$0	\$0	\$200,000	\$0	\$0
RP	Mandarin Senior Center Expansion	\$1,500,000	\$0	\$0	\$0	\$1,500,000	\$0	\$0
RP	Countywide Parks & Recreation Projects	\$2,000,000	\$2,000,000	\$0	\$0	\$0	\$0	\$0
RP	Huguenot Memorial Park Beach Access	\$550,000	\$504,137	\$0	\$1,613	\$44,250	\$0	\$0

Dept	Project Name	FY 17-18	Debt Management Fund	Contribution - Private Sources	Interest Earnings Revenue Appropriations	Paygo	Transfer Between Projects	Grant / Trust Fund
RP	Touchton Road Park	\$307,553	\$0	\$0	\$3,303	\$75,250	\$0	\$229,000
RP	Jackson Street Floating Dock	\$500,000	\$500,000	\$0	\$0	\$0	\$0	\$0
RP	Post Street Floating Dock	\$400,000	\$400,000	\$0	\$0	\$0	\$0	\$0
RP	Riverplace Tower Finger Piers	\$300,000	\$300,000	\$0	\$0	\$0	\$0	\$0
RP	School Board Kayak Launch	\$200,000	\$200,000	\$0	\$0	\$0	\$0	\$0
RP	Rowing Center	\$750,000	\$750,000	\$0	\$0	\$0	\$0	\$0
RP	Mayport Docks	\$900,000	\$878,503	\$0	\$247	\$21,250	\$0	\$0
RP	Southbank Riverwalk Extension & Enhancements	\$1,000,000	\$1,000,000	\$0	\$0	\$0	\$0	\$0
RP	Clanzel T. Brown Park - Pool Renovations, Remodel Tennis Offi	\$500,000	\$0	\$0	\$0	\$500,000	\$0	\$0
RP	Charles (Boobie) Clark Park & Pool - Remodel / Redesign Pool f	\$450,000	\$0	\$0	\$0	\$450,000	\$0	\$0
RP	Mandarin Park - Renovate ADA Restrooms	\$200,000	\$0	\$0	\$0	\$200,000	\$0	\$0
RP	Jax-Baldwin Rail Trail Buffer - Develop Park and Upland Restora	\$378,000	\$0	\$0	\$0	\$378,000	\$0	\$0
RP	Beach & Peach Urban Park	\$436,000	\$0	\$0	\$0	\$436,000	\$0	\$0
RP	Hanna Park - Parking Lot 11	\$660,000	\$660,000	\$0	\$0	\$0	\$0	\$0
RP	Hanna Park - Manager's House	\$420,000	\$420,000	\$0	\$0	\$0	\$0	\$0
RP	McCoy's Creek Greenway	\$600,000	\$600,000	\$0	\$0	\$0	\$0	\$0
RP	Maxville Park - Football Field & Concessions Building	\$750,000	\$0	\$0	\$0	\$750,000	\$0	\$0
RP	Pine Forest Elementary Park	\$50,000	\$0	\$0	\$0	\$50,000	\$0	\$0
RP	Mary Singleton Sr. Center - Maintenance and Upgrades	\$556,000	\$0	\$0	\$0	\$556,000	\$0	\$0
RP	Arlington Senior Center Renovations	\$969,000	\$0	\$0	\$0	\$969,000	\$0	\$0
SH	Tactical Research and Development Facility	\$460,000	\$0	\$0	\$0	\$0	\$0	\$460,000

CITY OF JACKSONVILLE
FY 2018 - 2022 CAPITAL IMPROVEMENT PROGRAM
STORM WATER IMPROVEMENT PROJECTS

Funding Source	FY17-18	FY 18-19	FY 19-20	FY 20-21	FY21-22	Beyond 5
Debt Management Fund	\$0	\$0	\$0	\$0	\$0	\$0
Contribution - Private Sources	\$0	\$0	\$0	\$0	\$0	\$0
Interest Earnings Revenue Appropriations	\$0	\$0	\$0	\$0	\$0	\$0
Pay-go	\$10,637,603	\$10,000,000	\$10,000,000	\$10,000,000	\$10,150,000	\$47,139,247
Transfer Between Projects	\$0	\$0	\$0	\$0	\$0	\$0
Grant / Trust Fund	\$0	\$0	\$0	\$0	\$0	\$0
Total Per Year	\$10,637,603	\$10,000,000	\$10,000,000	\$10,000,000	\$10,150,000	\$47,139,247

Dept	Program Ar	Project Name	Total Cost	Prev Fund	FY17-18	FY 18-19	FY 19-20	FY 20-21	FY21-22	Beyond 5
SW	Drainage	San Mateo Park/Kraft Road Drainage	\$200,000	\$0	\$200,000	\$0	\$0	\$0	\$0	\$0
SW	Drainage	Drainage System Rehabilitation - Capital Improver	\$125,494,881	\$115,815,881	\$679,000	\$1,800,000	\$1,800,000	\$1,800,000	\$1,800,000	\$1,800,000
SW	Drainage	Lake Shore Drive (DSR) - Capital Improvement	\$265,800	\$5,800	\$260,000	\$0	\$0	\$0	\$0	\$0
SW	Drainage	Spring Forest Avenue (DSR) - Capital Improvemen	\$115,000	\$0	\$115,000	\$0	\$0	\$0	\$0	\$0
SW	Drainage	Hyde Park Circle (DSR) - Capital Improvement	\$256,000	\$0	\$256,000	\$0	\$0	\$0	\$0	\$0
SW	Drainage	Golf Course Drive (DSR) - Capital Improvement	\$130,000	\$0	\$130,000	\$0	\$0	\$0	\$0	\$0
SW	Drainage	Jose Circle North (DSR) - Capital Improvement	\$150,000	\$0	\$150,000	\$0	\$0	\$0	\$0	\$0
SW	Drainage	Cascade Road (DSR) - Capital Improvement	\$210,000	\$0	\$210,000	\$0	\$0	\$0	\$0	\$0
SW	Drainage	Drainage System Rehabilitation - Capital Maintena	\$25,200,000	\$0	\$4,200,000	\$4,200,000	\$4,200,000	\$4,200,000	\$4,200,000	\$4,200,000
SW	Drainage	Stormwater Pump Stations - Capital Maintenance	\$1,013,809	\$113,809	\$150,000	\$150,000	\$150,000	\$150,000	\$150,000	\$150,000
SW	Drainage	Stormwater Project Development and Feasibility St	\$1,000,000	\$0	\$0	\$250,000	\$250,000	\$250,000	\$0	\$250,000
SW	Drainage	Julington / Cormorant (Loretto Road Conveyance &	\$1,687,050	\$202,450	\$1,484,600	\$0	\$0	\$0	\$0	\$0
SW	Drainage	LaSalle Street Outfall	\$8,820,458	\$420,458	\$1,424,452	\$3,600,000	\$3,375,548	\$0	\$0	\$0
SW	Drainage	Trout/Moncrief Pond	\$2,408,650	\$1,030,099	\$1,378,551	\$0	\$0	\$0	\$0	\$0
SW	Drainage	Dunn / Caney (Sapp Road Wet Detention)	\$7,386,849	\$0	\$0	\$0	\$224,452	\$3,600,000	\$3,562,397	\$0
SW	Drainage	Arlington/Pottsburg (Beach & Southside) Pond	\$5,681,000	\$0	\$0	\$0	\$0	\$0	\$437,603	\$5,243,397
SW	Drainage	Arlington/Pottsburg (Bowden & Belfort) Pond	\$1,930,850	\$0	\$0	\$0	\$0	\$0	\$0	\$1,930,850
SW	Drainage	Wills Branch Maintenance Dredge	\$565,000	\$0	\$0	\$0	\$0	\$0	\$0	\$565,000
SW	Drainage	Hogan's Creek Stormwater Improvements	\$33,000,000	\$0	\$0	\$0	\$0	\$0	\$0	\$33,000,000

CITY OF JACKSONVILLE
FY 2018 - 2022 CAPITAL IMPROVEMENT PROGRAM
STORM WATER IMPROVEMENT PROJECTS

Funding Source	FY17-18
Debt Management Fund	\$0.00
Contribution - Private Sources	\$0.00
Interest Earnings Revenue Appropriations	\$0.00
Pay-go	\$10,637,603.00
Transfer Between Projects	\$0.00
Grant / Trust Fund	\$0.00
Total Per Year	\$10,637,603.00

Dept	Project Name	FY 17-18	Debt Management Fund	Contribution - Private Sources	Interest Earnings Revenue Appropriations	Paygo	Transfer Between Projects	Grant / Trust Fund
SW	San Mateo Park/Kraft Road Drainage	\$200,000.00	\$0.00	\$0.00	\$0.00	\$200,000.00	\$0.00	\$0.00
SW	Drainage System Rehabilitation - Capital Improvements	\$679,000.00	\$0.00	\$0.00	\$0.00	\$679,000.00	\$0.00	\$0.00
SW	Lake Shore Drive (DSR) - Capital Improvement	\$260,000.00	\$0.00	\$0.00	\$0.00	\$260,000.00	\$0.00	\$0.00
SW	Spring Forest Avenue (DSR) - Capital Improvement	\$115,000.00	\$0.00	\$0.00	\$0.00	\$115,000.00	\$0.00	\$0.00
SW	Hyde Park Circle (DSR) - Capital Improvement	\$256,000.00	\$0.00	\$0.00	\$0.00	\$256,000.00	\$0.00	\$0.00
SW	Golf Course Drive (DSR) - Capital Improvement	\$130,000.00	\$0.00	\$0.00	\$0.00	\$130,000.00	\$0.00	\$0.00
SW	Jose Circle North (DSR) - Capital Improvement	\$150,000.00	\$0.00	\$0.00	\$0.00	\$150,000.00	\$0.00	\$0.00
SW	Cascade Road (DSR) - Capital Improvement	\$210,000.00	\$0.00	\$0.00	\$0.00	\$210,000.00	\$0.00	\$0.00
SW	Drainage System Rehabilitation - Capital Maintenance	\$4,200,000.00	\$0.00	\$0.00	\$0.00	\$4,200,000.00	\$0.00	\$0.00
SW	Stormwater Pump Stations - Capital Maintenance	\$150,000.00	\$0.00	\$0.00	\$0.00	\$150,000.00	\$0.00	\$0.00
SW	Julington / Cormorant (Loretto Road Conveyance & Pond)	\$1,484,600.00	\$0.00	\$0.00	\$0.00	\$1,484,600.00	\$0.00	\$0.00
SW	LaSalle Street Outfall	\$1,424,452.00	\$0.00	\$0.00	\$0.00	\$1,424,452.00	\$0.00	\$0.00
SW	Trout/Moncrief Pond	\$1,378,551.00	\$0.00	\$0.00	\$0.00	\$1,378,551.00	\$0.00	\$0.00

CITY OF JACKSONVILLE
FY 2018 - 2022 CAPITAL IMPROVEMENT PROGRAM
SOLID WASTE CAPITAL IMPROVEMENT PROJECTS

Funding Source	FY 17-18	FY 18-19	FY 19-20	FY 20-21	FY 21-22	Beyond 5
Debt Management Fund	\$4,500,000	\$0	\$0	\$0	\$1,712,500	\$20,608,000
Contribution-Private Sources	\$0	\$0	\$0	\$0	\$0	\$0
Interest Earnings Revenue Appropriations	\$0	\$0	\$0	\$0	\$0	\$0
Pay-go	\$0	\$0	\$0	\$0	\$0	\$0
Transfer Between Projects	\$0	\$0	\$0	\$0	\$0	\$0
Grant / Trust Fund	\$0	\$0	\$0	\$0	\$0	\$0
Total Per Year	\$4,500,000	\$0	\$0	\$0	\$1,712,500	\$20,608,000

Dept	Program Area	Project Name	Total Cost	Prev Funding	FY 17-18	FY 18-19	FY 19-20	FY 20-21	FY 21-22	Beyond 5
SD	Environmental / Quality of Life	Trail Ridge Landfill Expansion	\$52,822,500	\$34,500,000	\$4,500,000	\$0	\$0	\$0	\$512,500	\$13,310,000
SD	Environmental / Quality of Life	Landfill Acq - Compressed Natural Gas Conver	\$12,398,000	\$4,600,000	\$0	\$0	\$0	\$0	\$1,200,000	\$6,598,000
SD	Environmental / Quality of Life	Environmental Compliance - Countywide	\$12,450,000	\$11,750,000	\$0	\$0	\$0	\$0	\$0	\$700,000

**CITY OF JACKSONVILLE
 FY 2018 - 2022 CAPITAL IMPROVEMENT PROGRAM
 SOLID WASTE CAPITAL IMPROVEMENT PROJECTS**

Funding Source	<u>FY17-18</u>
Debt Management Fund	\$4,500,000
Contribution - Private Sources	\$0
Interest Earnings Revenue Appropriations	\$0
Pay-go	\$0
Transfer Between Projects	\$0
Grant / Trust Fund	<u>\$0</u>
Total Per Year	\$4,500,000

Dept	Project Name	FY 17-18	Banking Fund Proceeds	Contribution - Private Sources	Interest Earnings Revenue Appropriation	Paygo	Transfer Between Projects	Grant / Trust Fund
SD	Trail Ridge Landfill Expansion	\$4,500,000.00	\$4,500,000.00	\$0.00	\$0.00	\$0.00	\$0.00	\$0.00

CITY OF JACKSONVILLE
FY 2018 - 2022 CAPITAL IMPROVEMENT PROGRAM
SAFER NEIGHBORHOODS INVESTMENT PLAN

Funding Source	FY17-18	FY18-19	FY19-20	FY20-21	FY21-22	Beyond 5
Debt Management Fund	\$25,900,770	\$0	\$0	\$0	\$0	\$0
Contribution - Private Sources	\$0	\$0	\$0	\$0	\$0	\$0
Interest Earnings Revenue Appropriations	\$0	\$0	\$0	\$0	\$0	\$0
Pay-go	\$0	\$0	\$0	\$0	\$0	\$0
Transfer Between Projects	\$0	\$0	\$0	\$0	\$0	\$0
Grant / Trust Fund	\$0	\$0	\$0	\$0	\$0	\$0
Total Per Year	\$25,900,770	\$0	\$0	\$0	\$0	\$0

Dept	Program Area	Project Name	Total Cost	Prev Fund	FY 17-18	FY 18-19	FY 19-20	FY 20-21	FY 21-22	Beyond 5
PW	Public Safety	Edwards Waters College - Community Field	\$4,000,000	\$0	\$4,000,000	\$0	\$0	\$0	\$0	\$0
FR	Public Safety	Combined 911 Communications Center Facility & Back-up	\$12,000,000	\$0	\$12,000,000	\$0	\$0	\$0	\$0	\$0
FR	Public Safety	Fire Station #61 (new)	\$4,210,385	\$0	\$4,210,385	\$0	\$0	\$0	\$0	\$0
FR	Public Safety	Fire Station #63 (Temporary)	\$250,000	\$0	\$250,000	\$0	\$0	\$0	\$0	\$0
FR	Public Safety	Fire Station #63 (new)	\$4,440,385	\$0	\$4,440,385	\$0	\$0	\$0	\$0	\$0
RP	Public Safety	Woodland Acres Park - Pool Retrofit	\$200,000	\$0	\$200,000	\$0	\$0	\$0	\$0	\$0
RP	Public Safety	C.T. Brown Park - Pool Retrofit	\$200,000	\$0	\$200,000	\$0	\$0	\$0	\$0	\$0
RP	Public Safety	Pine Forest Park - Pool Retrofit	\$200,000	\$0	\$200,000	\$0	\$0	\$0	\$0	\$0
RP	Public Safety	Thomas Jefferson Park - Pool Retrofit	\$200,000	\$0	\$200,000	\$0	\$0	\$0	\$0	\$0
RP	Public Safety	Charles Clark Park - Pool Retrofit	\$200,000	\$0	\$200,000	\$0	\$0	\$0	\$0	\$0

CITY OF JACKSONVILLE
FY 2018 - 2022 CAPITAL IMPROVEMENT PROGRAM
SAFER NEIGHBORHOODS INVESTMENT PLAN

Funding Source	FY17-18
Debt Management Fund	\$25,900,770
Contribution - Private Sources	\$0
Interest Earnings Revenue Appropriations	\$0
Pay-go	\$0
Transfer Between Projects	\$0
Grant / Trust Fund	\$0
Total Per Year	\$25,900,770

Dept	Project Name	FY17-18	Debt Management Fund	Contribution - Private Sources	Interest Earnings Revenue Appropriation	Paygo	Transfer Between Projects	Grant / Trust Fund
MS	Edwards Waters College - Community Field	\$4,000,000	\$4,000,000	\$0	\$0	\$0	\$0	\$0
MS	Combined 911 Communications Center Facility & Back-up	\$12,000,000	\$12,000,000	\$0	\$0	\$0	\$0	\$0
MS	Fire Station #61 (new)	\$4,210,385	\$4,210,385	\$0	\$0	\$0	\$0	\$0
MS	Fire Station #63 (Temporary)	\$250,000	\$250,000	\$0	\$0	\$0	\$0	\$0
MS	Fire Station #63 (new)	\$4,440,385	\$4,440,385	\$0	\$0	\$0	\$0	\$0
MS	Woodland Acres Park - Pool Retrofit	\$200,000	\$200,000	\$0	\$0	\$0	\$0	\$0
MS	C.T. Brown Park - Pool Retrofit	\$200,000	\$200,000	\$0	\$0	\$0	\$0	\$0
MS	Pine Forest Park - Pool Retrofit	\$200,000	\$200,000	\$0	\$0	\$0	\$0	\$0
MS	Thomas Jefferson Park - Pool Retrofit	\$200,000	\$200,000	\$0	\$0	\$0	\$0	\$0
MS	Charles Clark Park - Pool Retrofit	\$200,000	\$200,000	\$0	\$0	\$0	\$0	\$0