

CITY OF JACKSONVILLE, FLORIDA
ANNUAL BUDGET
FY 2013-2014
ALVIN BROWN, MAYOR

CONSOLIDATED CITY - COUNTY
Duval County
City of Jacksonville, Florida
Annual Budget

FOR THE FISCAL YEAR ENDING SEPTEMBER 30, 2014



Alvin Brown
MAYOR

Karen Bowling
CHIEF ADMINISTRATIVE OFFICER

CITY COUNCIL MEMBERS

Bill Gulliford, President
District 13

Clay Yarborough, District 1
William Bishop, District 2
Richard Clark, District 3
Don Redman, District 4
Lori N. Boyer, District 5
Matt Schellenberg, District 6
Dr. Johnny Gaffney, District 7
E. Denise Lee, District 8
Warren A. Jones, District 9
Reginald L. Brown, District 10
Ray Holt, District 11
Doyle Carter, District 12
Jim Love, District 14

Kimberly Daniels, Group 1 At-Large
John R. Crescimbeni, Group 2 At-Large
Stephen C. Joost, Group 3 At-Large
Greg Anderson, Group 4 At-Large
Robin Lumb, Group 5 At-Large

C. Ronald Belton
CHIEF FINANCIAL OFFICER

BUDGET OFFICE

Glenn Hansen.....Budget Officer
Angela Moyer.....Budget Manager
Robyn Lawrence.....Management and Budget Analyst Senior
Alberto “AJ” Souto.....Management and Budget Analyst Senior
Marc Kurland.....Budget Analyst Senior
Deborah LeCount.....Budget Analyst Senior
Kim Greenwood.....Management and Budget Analyst
Rashad Jackson.....Management and Budget Analyst
Julio Lacayo, Jr.....Management and Budget Analyst
Roselyn Chall.....Budget Assistant



CONTACT INFORMATION

Mailing Address: 117 West Duval Street, Suite 325
Jacksonville, Florida 32202

Phone: (904) 630-1301

Email: BUDGET@coj.net

Budget Office Website: www.coj.net/departments/finance/budget.aspx

Searchable PDF of this document can be found at:
www.coj.net/departments/finance/budget.aspx

TABLE OF CONTENTS

PREFACE

INTRODUCTION

Mayor's Message	3
City Council President's Message	4
Mission, Vision, Guiding Principles	5
Distinguished Budget Presentation Award	6
Council District Maps	8
Organizational Chart – City of Jacksonville	9
Department Structure, Functions and Highlights	
Advisory Boards and Commissions	10
City Council	14
Clerk of the Court	18
Courts	20
Downtown Investment Authority	22
Employee Services	24
Finance	28
Fire and Rescue	32
Human Rights Commission	36
Intra-Governmental Services	38
Jacksonville Children's Commission	42
Jacksonville Housing Finance Authority	46
Mayor's Office	48
Medical Examiner	50
Military Affairs, Veterans and Disabled Services	52
Neighborhoods	54
Office of Economic Development	60
Office of Ethics, Compliance and Oversight	64
Office of General Counsel	66
Office of Sheriff	68
Parks and Recreation	76
Planning and Development	80
Property Appraiser	84
Public Defender	90
Public Health	92
Public Library	94
Public Works	96
Special Services	100
State Attorney	104
Supervisor of Elections	106
Tax Collector	108
Profile	112
History	113
Form of Government	119
Fact Sheet	120
Budget Highlights	121
Future Fiscal Challenges and Resolutions	121
The Annual Budget	122
Budgetary Entity	122
Financial Policies	123
Conformity with Generally Accepted Accounting Principles (GAAP)	129
Major City Revenues	131
Budget Revision Procedures	140

INTRODUCTION (Continued)

Budget Process -----	141
Budget Calendar -----	144
Financial Condition -----	146
Statement of Revenues, Expenditures, and Changes in Fund Balances -----	147
Net Budget -----	148
Comparative Net City Budget -----	150
Comparative Net Consolidated Budget -----	151
Budgeted Revenue, Expenditures and Reserves -----	154
Budgeted Revenues by Department - All Funds -----	158
Budgeted Expenditures by Department - All Funds -----	159
Schedule of Appropriations by Department -----	160
Personnel Distribution by Department -----	166
Part-Time Hour Distribution by Department -----	167
Personnel Distribution by Employee Type -----	168
Public Safety vs. Non Public Safety Staffing -----	169
Interfund Contributions -----	170
Anticipated Grants -----	171

GENERAL FUNDS

Summary of Subfunds -----	178
Graphs -----	179
011 General Fund – General Services District	
Schedule of Revenues -----	180
Various Revenue Detail -----	181
Schedule of Expenditures -----	182
Schedule of Non-Departmental Expenditures -----	183
Employee Cap by Department -----	188
Department Budgets	
Advisory Boards and Commissions -----	190
City Council -----	192
Courts -----	194
Downtown Investment Authority -----	196
Employee Services -----	198
Finance -----	200
Fire and Rescue -----	202
Human Rights Commission -----	206
Intra-Governmental Services -----	208
Mayor’s Office -----	210
Medical Examiner -----	212
Military Affairs, Veterans and Disabled Services -----	214
Neighborhoods -----	216
Office of Economic Development -----	220
Office of Ethics, Compliance and Oversight -----	224
Office of General Counsel -----	226
Office of the Sheriff -----	228
Parks and Recreation -----	232
Planning and Development -----	234
Public Defender -----	236
Public Health -----	238
Public Libraries -----	240
Public Works -----	242
Special Services -----	246
State Attorney -----	248
Supervisor of Elections -----	250

GENERAL FUNDS (Continued)

012 Mosquito Control - State 1 -----	254
015 Property Appraiser -----	256
016 Clerk of the Court-----	260
017 Tax Collector -----	264
018 Emergency Contingency -----	268
019 Jacksonville Journey -----	270
01A Special Events-----	274

SPECIAL REVENUE FUNDS

Summary of Subfunds -----	278
Graphs-----	279
112 Concurrency Management System -----	280
116 Fair Share Specific Projects -----	284
121 Air Pollution Tag Fee -----	286
127 Air Pollution Environmental Protection Agency (EPA) -----	288
128 Ambient Air Monitoring-----	290
132 Tourist Development Council-----	292
141 Streets and Highways Five-Year Road Program -----	294
142 Local Option 1/2 Cent Transportation -----	296
143 Local Option Gas Tax -----	298
154 Hazardous Waste Program -----	300
157 Alcoholic Rehabilitation Program -----	302
159 Building Inspection -----	304
15B Duval County Law Library-----	308
15D Animal Care and Protective Services -----	310
15F Tree Protection Fund-----	312
15G Veterinary Services -----	314
15L Juvenile Drug Court -----	316
15Q Court Innovations -Judicial Support -----	318
15R Legal Aid -----	320
15T Court Cost Courthouse Trust (F.S. 111.380) -----	322
15U Recording Fees Technology (F.S. 111.388) -----	324
15V Teen Court Programs Trust (F.S. 111.375)-----	326
15W Library Conference Facility Trust-----	328
171 9-1-1 Emergency User Fee -----	332
181 Northside Tax Increment District – USD1 B/C North Combined -----	334
182 Southside Tax Increment District – USD1 A -----	336
184 Jacksonville Beach Tax Increment District -----	338
185 JIA Area Redevelopment Tax Increment District -----	340
186 Soutel/Moncrief Tax Increment District -----	342
191 Jacksonville Children's Commission -----	344
1A1 Community Development -----	348
1D1 Huguenot Park-----	350
1D2 Kathryn A. Hanna Park -----	352
1D4 Metropolitan Park Maintenance -----	354
1D8 Florida Boater Improvement Program -----	356
1DA Cecil Field Commerce Center -----	358
1F4 Beach Erosion - Local-----	360
1H2 Animal Care and Protective Services Programs -----	362
1HA Driver Education Safety Trust Fund-----	366
1HK Adult Arcades-----	368
1I1 Better Jacksonville Trust Fund-----	370
1L2 Code Enforcement Revolving Fund-----	372
1N1 Housing Services -----	374

ENTERPRISE FUNDS

Summary of Subfunds -----378
Graphs-----379
411 On-Street Parking -----380
412 Off-Street Parking -----384
431 Motor Vehicle Inspection -----386
441 Solid Waste Disposal-----388
442 Contamination Assessment-----392
443 Landfill Closure -----394
445 Solid Waste Facilities Mitigation -----396
446 Solid Waste Class III Mitigation-----398
44G 2009B Excise Tax Rev Bonds - Solid Waste -----400
44H 2009C Excise Tax Reve Bonds - Solid Waste-----402
44I Solid Waste Mitigation Capital Projects-----404
44K Solid Waste General Capital Projects-----406
451 Mayport Ferry -----408
452 Mayport Ferry Capital Projects Fund -----410
461 Stormwater Services -----412
462 Stormwater Services - Capital Projects -----416
4A1 Municipal Stadium - City -----418
4A2 Municipal Stadium – SMG -----422
4A6 Municipal Stadium – Debt Service-----424
4B1 Memorial Arena – City -----426
4B2 Memorial Arena – SMG -----428
4B6 Memorial Arena – Debt Service -----430
4C1 Baseball Stadium – City-----432
4C2 Baseball Stadium – SMG -----434
4C6 Baseball Stadium – Debt Service -----436
4D1 Performing Arts Center - City -----438
4D2 Performing Arts Center – SMG -----440
4D6 Performing Arts Center – Debt Service -----442
4E1 Convention Center - City -----444
4E2 Convention Center – SMG -----446
4F1 Equestrian Center – City -----448
4F2 Equestrian Center – SMG -----450
4F6 Equestrian Center – Debt Service -----452
4G1 Sports Complex Capital Projects -----454
4H1 Ritz Theater – City-----458
4H2 Ritz Theater – SMG -----460

INTERNAL SERVICE FUNDS

Summary of Subfunds -----464
Graphs-----465
511 Fleet Management - Operations -----466
512 Fleet Management – Vehicle Replacement-----470
513 Fleet Management – Direct Replacement -----472
521 Copy Center / Central Mailroom -----474
531 Information Technology Department (ITD) Operations -----476
534 Radio Communications -----480
536 Technology System Development -----484
537 Technology Equipment Refresh -----486
551 Office of General Counsel-----488
561 Self Insurance-----490
571 Group Health -----494

INTERNAL SERVICE FUNDS (Continued)

581 Insured Programs -----	496
592 Banking Fund-----	500
59B 2008 Special Revenue Bond Fund - CIP -----	502
59C 2009A Special Revenue Bond Fund - CIP-----	504
59D 2009C Special Revenue Bond Fund - CIP -----	506
59E 2010A Special Revenue Bond Fund - CIP-----	508
59F 2010C Special Revenue Bond Fund - CIP-----	510
59G 2011A Special Revenue Bond Fund - CIP -----	512
59H 2012 Special Revenue Bond Fund - CIP -----	514
59i 2012B Special Revenue Bond Fund – CIP-----	516
59J 2013 Special Revenue Bond Fund – CIP -----	518
5A1 Public Buildings Allocations -----	520

OTHER SUBFUNDS

Summary of Subfunds -----	524
322 General Capital Projects-----	526
327 2009 Authorized Capital Projects-----	528
329 2011 Authorized Capital Projects-----	532
32C 2014 Authorized Capital Projects -----	536
32T Tax Increment District Capital Projects -----	540
331 Florida Inland Navigation District Grants -----	542
611 General Employees Pension -----	544
613 Correctional Officers Pension -----	546
614 Disability Pension Trust -----	548
643 City Council Parks Acquisitions, Development and Maintenance -----	550
64A Sheriff’s Trusts -----	552
64G General Trust and Agency Fund – Self Appropriating-----	554
721 Jacksonville Housing Finance Authority -----	556
759 Cecil Field Trust -----	558
75B Downtown Economic Development Fund-----	560

DEBT MANAGEMENT

Debt Management Policies and Plans -----	564
Analysis of Bonded Indebtedness-----	568
Schedule of Debt Service Requirements-----	572
Debt Service Requirements to Maturity	
Revenue Bonds Supported by General Fund-----	576
Notes Payable Supported by General Fund Revenues-----	584
Special Revenue Bonds and Notes Payable-----	586
Revenue Bonds Supported by BJP Revenues -----	590
Special Revenue Bonds Supported by BJP Revenues-----	594
Notes Payable From Specific Revenue Sources – BJP-----	596
Revenue Bonds Payable From Enterprise Funds-----	598

CAPITAL PROJECTS

Five-Year Capital Improvement Program -----	604
Capital Improvement Projects – General Government	
FY 14 Approved Projects by Funding Source -----	608
FY 14-18 Adopted Capital Improvement Projects -----	609
FY 14-18 Capital Improvement Project Detail Sheets -----	611
Capital Improvement Projects – Stormwater	
FY 14 Approved Projects by Funding Source -----	682
FY 14-18 Adopted Capital Improvement Projects -----	683
FY 14-18 Capital Improvement Project Detail Sheets -----	684

CAPITAL PROJECTS (continued)

Capital Improvement Projects – Solid Waste
FY 14 Approved Projects by Funding Source -----701
FY 14-18 Adopted Capital Improvement Projects -----701
FY 14-18 Capital Improvement Project Detail Sheets -----702
Capital Improvement Projects – Community Redevelopment Areas
FY 14 Approved Projects by Funding Source -----704
FY 14-18 Adopted Capital Improvement Projects -----704
FY 14-18 Capital Improvement Project Detail Sheets -----705

APPENDIX

Pension Plan Data-----708
Assessed and Estimated Actual Values of Taxable Property-----709
Property Tax Rates – All Overlapping Governments-----710
Value of Building Permits Issued-----711
Construction Activity -----712
Civilian Labor Force, Employment, and Unemployment -----712
Gross Sales and Florida Price Level Index for Duval County-----713
Miscellaneous Statistical Data -----714
Demographic Information -----718
Glossary-----720





INTRODUCTION

Mayor's Message

City Council President's Message

Mission, Vision, Guiding Principles

Distinguished Budget Presentation Award

Council District Maps

Organizational Chart – City of Jacksonville

Department Structure, Functions and Highlights

- Advisory Boards and Commissions
- City Council
- Clerk of the Court
- Courts
- Downtown Investment Authority
- Employee Services
- Finance
- Fire and Rescue
- Human Rights Commission
- Intra-Governmental Services
- Jacksonville Children's Commission
- Jacksonville Housing Finance Authority
- Mayor's Office
- Medical Examiner
- Military Affairs, Veterans and Disabled Services
- Neighborhoods
- Office of Economic Development
- Office of Ethics, Compliance and Oversight
- Office of General Counsel
- Office of Sheriff
- Parks and Recreation
- Planning and Development
- Property Appraiser
- Public Defender
- Public Health
- Public Library
- Public Works
- Special Services
- State Attorney
- Supervisor of Elections
- Tax Collector

INTRODUCTION (CONTINUED)

Profile
History
Form of Government
Fact Sheet
Budget Highlights
Future Fiscal Challenges and Resolutions
The Annual Budget
Budgetary Entity
Financial Policies
Conformity with Generally Accepted Accounting Principles (GAAP)
Major City Revenues
Budget Revision Procedures
Budget Process
Budget Calendar
Financial Condition
Statement of Revenues, Expenditures, and Changes in Fund Balances
Net Budget
Comparative Net City Budget
Comparative Net Consolidated Budget
Budgeted Revenue, Expenditures and Reserves
Budgeted Revenues by Department - All Funds
Budgeted Expenditures by Department - All Funds
Schedule of Appropriations by Department
Personnel Distribution by Department
Part-Time Hour Distribution by Department
Personnel Distribution by Employee Type
Public Safety vs. Non Public Safety Staffing
Interfund Contributions
Anticipated Grants

CITY OF JACKSONVILLE, FLORIDA



OFFICE OF THE MAYOR

ALVIN BROWN
MAYOR

ST. JAMES BUILDING
117 W. DUVAL STREET, SUITE 400
JACKSONVILLE, FL 32202
(904) 630-1776



Dear Friends:

The City of Jacksonville budget for Fiscal Year 2013-2014 shows our continuing commitment to efficiency, partnership and innovation as we work together to make Jacksonville an even greater place to live, work and raise a family. I am proud of the countless, dedicated hours invested on the part of City staff and the City Council members. Their labor on behalf of the more than 800,000 residents of our city is deeply appreciated.

Budgets are easily created when resources are abundant. But when resources are scarce during a time of economic recovery, a balance must be found, and tough choices must be made, to keep essential services available. This year's budget is the product of the collective input of lawmakers, public officials, city employees and concerned citizens, and it is designed to provide the best return on the investment of our hardworking taxpayers. While I did not support an increase of tax millage rates, City Council did act to do so. The result is a budget that includes streamlining and reductions approved by Council and administration to city staff and services, so that our government lives within its means. I am pleased that Council, as it reviewed the proposal, sought and enacted recommendations based on our administration's input during the budget process.

As we focus on the coming year, I look forward to working closely with City Council to achieve the following goals:

- Finding a comprehensive and sustainable solution to retirement reform
- Partnering with businesses to bring more jobs and opportunity to our city
- Revitalizing and investing in our city's urban core
- Protecting our brave military members and veterans
- Enhancing the overall quality of life
- Improving our educational system through support for local schools, teachers and families.


Retirement reform is a critical, strategic priority. It is fundamental for our city's financial future that we find a sustainable solution that protects taxpayers and respects our city employees.

Working together, I know our brightest days are ahead of us. With partnership, continued hard work and a strong vision, we can provide a brighter future for Jacksonville.

Sincerely,

A handwritten signature in black ink that reads "Alvin Brown". The signature is written in a cursive, flowing style.

Alvin Brown
Mayor



Dear Citizens,

This budget has been a testament to hard work, significant financial hurdles, economic reality and community needs and desires. As you know your city council took the very difficult step of raising the millage rate in order to properly fund this year's budget. Even then, we still were faced with having to reduce service levels below the prior year's service levels. The major problem was the much higher required contribution to pension funds than previous years. That coupled with a huge unfunded pension liability has caused both short term distress and long term concern as it relates to the city's pension issue. It is a problem we know must be solved correctly and permanently, with the interest of taxpayers, city employees and fiscal integrity all taken equally into consideration. I promise to you that it continues to be the highest priority for me and this council. It is complex but solvable; the sooner the better.

Anticipating the difficulty facing the finance committee in developing and finalizing this budget, I decided to increase the membership from seven to nine members. Under the able leadership of Greg Anderson, and with a number of really experienced council members involved, they performed admirably and worked tirelessly. Many hours were spent and I could sense the frustration and difficulty in trying to balance a budget with so many needs and demands but with significant revenue limitations. I thank them for what they accomplished as well as all the council for their efforts.

Even with the hours spent on the budget, it was apparent to me that the depth of financial study of each department was limited and that we need to review in much greater detail to maximize savings and efficiencies, as well as have a better budget process next year. Therefore I have created a budget review committee under the leadership of Vice President Clay Yarborough and they will start in January to look at every expense in detail and seek out waste in order to yield every savings opportunity. I will also challenge them to look strategically at the budget process and see if there are potential areas of improvement.

Furthermore I have created a citizen task force on consolidated government to review and recommend structural and operational changes that will increase efficiencies, performance and savings. It has been forty five years and it was time to look inward. I believe their contributions will lead to better budgets in the future.

This is a great city and while there are challenges, I feel confident that the efforts and talents found amongst the people in this government, and the many business and citizen volunteers, will lead us to more success and prosperity in the future. Rest assured your city council will continue to work to improve the budget process and results, while keeping the city on a solid fiscal foundation.

Sincerely,

A handwritten signature in black ink, appearing to read 'Bill Gulliford', written in a cursive style.

Bill Gulliford
President
Jacksonville City Council



OUR MISSION

Serving you, meeting today's challenges, focusing on the future.

OUR VISION

To make Jacksonville's local government the most responsible and effective city government in America, and Jacksonville the best place in the nation to live, work and raise a family.

GUIDING PRINCIPALS

- Value all the contributions of our culturally-diverse workforce
- Practice long-term planning
- Inform and educate customers openly and effectively
- Treat each other with courtesy and respect
- Demonstrate honesty and integrity in all actions
- Encourage and support innovation
- Provide training to support the mission through innovative means
- Achieve the mission through team work
- Treat customers as you want to be treated
- Fix the problem, not the blame
- Exercise sound judgment in meeting community and customer needs



GOVERNMENT FINANCE OFFICERS ASSOCIATION

*Distinguished
Budget Presentation
Award*

PRESENTED TO

**City of Jacksonville
Florida**

For the Fiscal Year Beginning

October 1, 2012

Christopher P. Morill

President

Jeffrey R. Enow

Executive Director

DISTINGUISHED BUDGET PRESENTATION AWARD

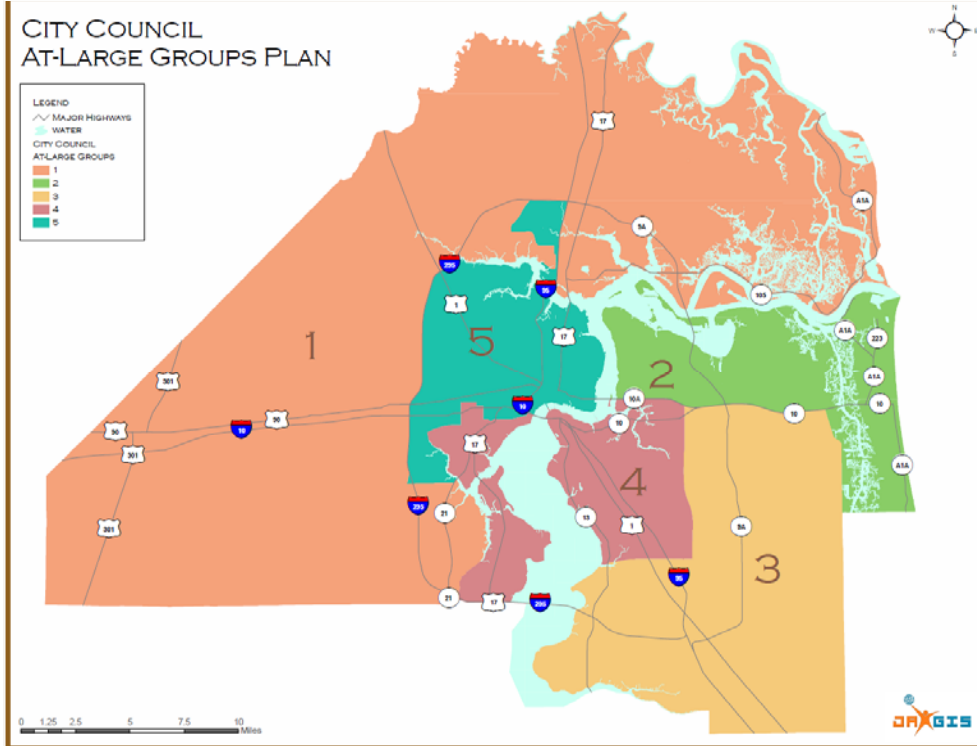
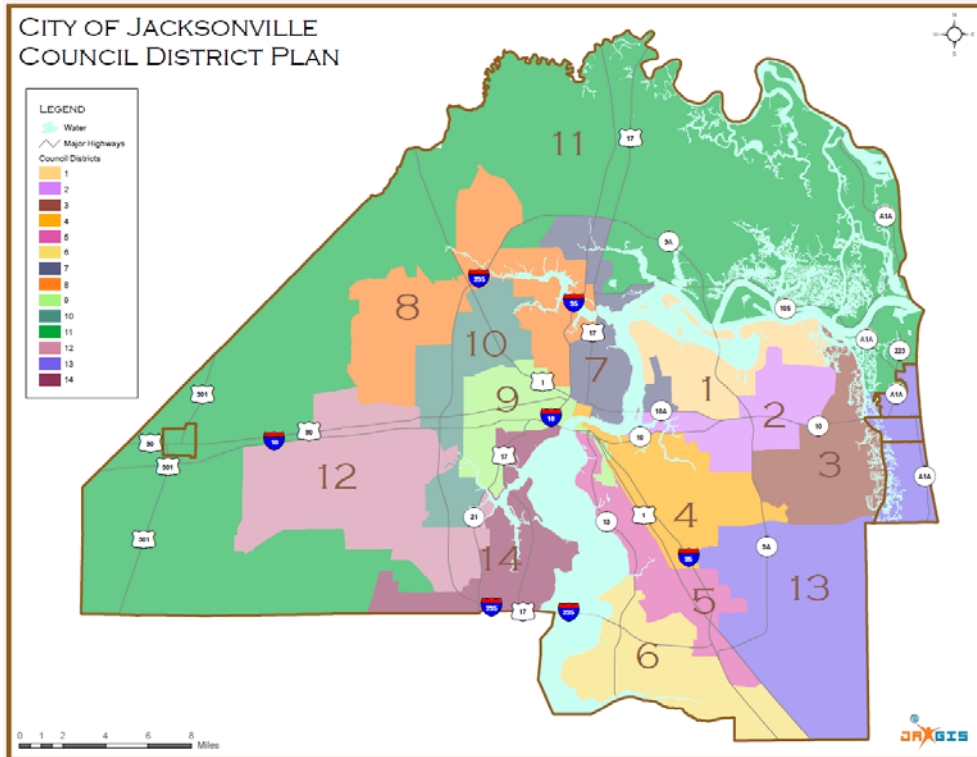
The Government Finance Officers Association of the United States and Canada (GFOA) presented a Distinguished Budget Presentation Award to the City of Jacksonville, Florida for its annual budget for the fiscal year beginning October 1, 2012. This is the twenty-seventh year in a row that the city has received this award.

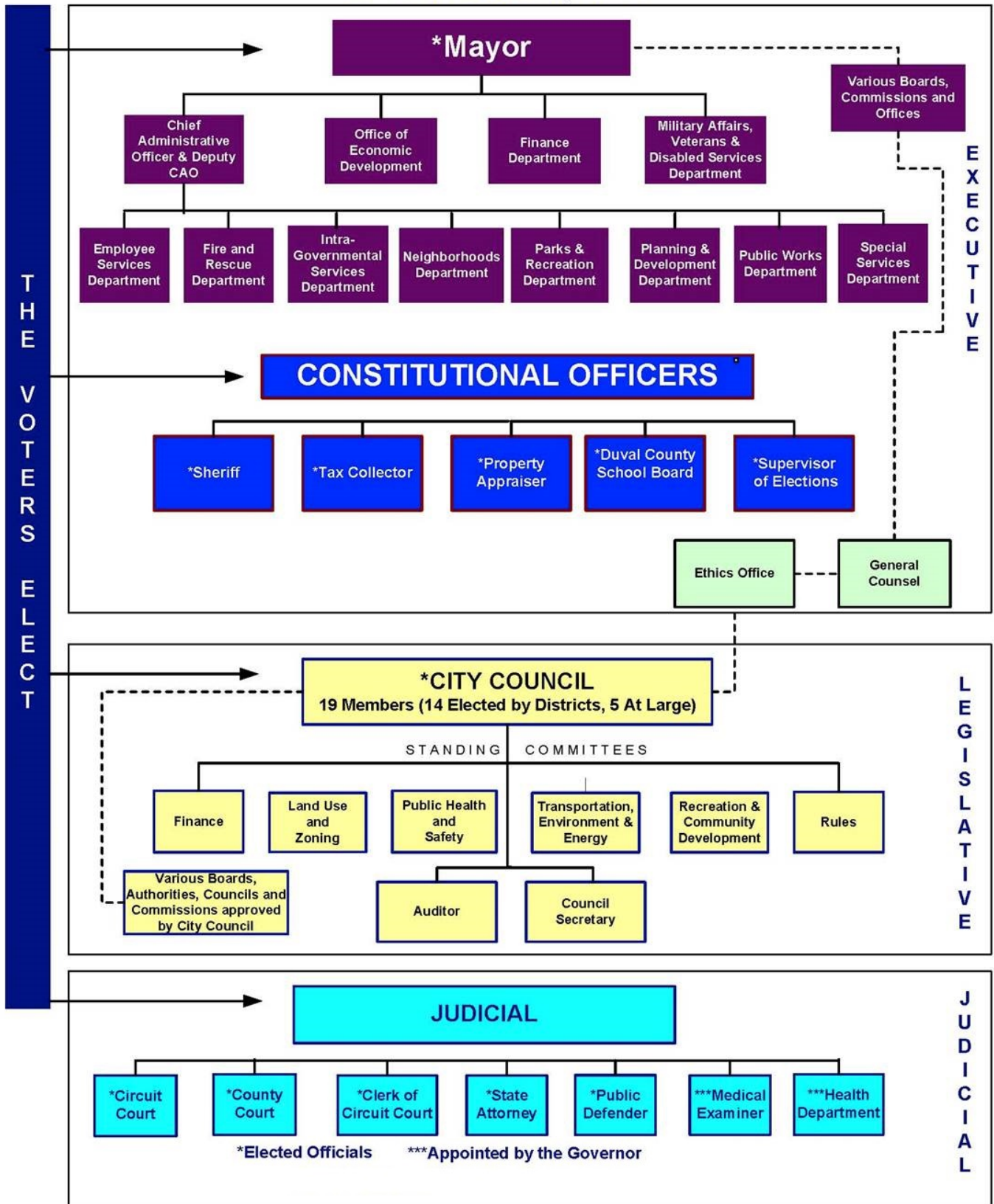
In order to receive this award, a governmental unit must publish a budget document that meets program criteria as a policy document, as an operations guide, as a financial plan, and as a communications device.

The award is valid for a period of one year only. We believe our current budget continues to conform to program requirements, and we are submitting it to GFOA to determine its eligibility for another award.



COUNCIL DISTRICT MAPS





ADVISORY BOARDS AND COMMISSIONS

MAYOR'S ASIAN COMMISSION

The commission serves as a liaison between the Asian community and city government. Through forums, leadership workshops and the awarding of scholarships for academic excellence to young Asian scholars, they support diversity, obtain and share information, provide guidance in addition to identifying and addressing concerns on behalf of the City's Asian community.

CIVIL SERVICE BOARD

The board hears appeals of permanent civil service employees in proposed disciplinary actions. It also hears grievances of hiring practices and promotions that cannot be resolved by the head of Human Resources. All other types of permanent employee grievances are heard by the board when they cannot be resolved at the department level through the four-step grievance procedure.

CONSTRUCTION TRADES QUALIFYING BOARD

The board administers regulations in Chapters 62 and 342 of the Ordinance Code as well as Chapter 489 of the Florida Statutes. It provides for the preparation, administration and grading of examinations of tradesmen or contractors working the fields of electrical, heating/air-conditioning/refrigeration, plumbing, water treatment installations, irrigation, natural gas, vinyl siding, apartment maintenance, above ground pool, pool sub-contractors and carpentry sub-contractors meet the qualifications required by law. The board regulates and certifies general, building, and residential contractors who were registered with the state of Florida prior to Sept. 17, 1973; commercial pool, residential pool and pool servicing contractors, registered prior to Apr. 15, 1985; roofing contractors, registered prior to Aug. 4, 1987; and sheet metal contractors, prior to July 1, 1993.

MAYOR'S COMMISSION ON STATUS OF WOMEN

The Commission's purpose is to develop a public consciousness of the talents of women, regardless of race, color or creed; to encourage women to become actively involved in matters pertaining to the community and to work toward the utilization of capable women in roles of leadership.

DIVISIONAL FUNCTION AND HIGHLIGHTS

MAYOR'S ASIAN COMMISSION

FUNCTION:

The Mayor's Asian American Advisory Board (MAAAB) acts as a liaison between the Asian Community and the City Government. It provides a means by which the City may obtain information, guidance, and on-going comprehensive studies relating to citizens of Asian descent, in order to effectively recognize the concerns and desires of its Asian citizens to support the diversity in the community.

HIGHLIGHTS:

- The Mayor's Asian American Advisory Board (MAAAB) has been successful in networking efforts, educating the community and participating in various community functions. Celebration of the "Asian Pacific American Heritage Month" is held each May, which includes academic scholarship awards to several deserving Jacksonville students and high profile speakers who motivate and inspire the Asian community.
- The MAAAB sponsors quarterly Local Asian Leaders' Summits that have included topics such as partnering with local Asian groups in compiling a database of translators to assist Asian senior citizens, promoting an opportunity for Asians to participate in the 2010 Census as well as providing information from JSO on crime prevention.

CIVIL SERVICE BOARD

FUNCTION:

The Civil Service Board affords permanent Civil Service employees, who choose to appeal a disciplinary action, the right of a hearing. In addition, the board functions to hear grievances relating to promotion and hiring of Civil Service employees and prospective employees when Human Resources cannot resolve the issue to the grievant's satisfaction. The Board also functions to hear non-promotion related grievances subject to a four step process as outlined in the Civil Service Board Rules, Addendum No 1.

HIGHLIGHTS:

The Civil Service Board has provided many Civil Service employees an opportunity for impartial hearings in disciplinary and grievance matters. On August 27, 2013, the City Council adopted Ordinance 2013-287-E, creating a New Part 5 (Whistleblower Protection) of Chapter 602 (Ethics Code), within the Jacksonville Ordinance Code. This Ordinance identified the Civil Service Board as a panel of impartial persons to hear matters of employer retaliation of certified whistleblowers. In these cases, the Board is to determine whether any retaliatory action has taken place and shall make findings of fact, conclusions of law, and recommendations to the appropriate Local Government Authority.

CONSTRUCTION TRADE QUALIFICATION BOARD

FUNCTION:

The CTQB administers the Construction Trades Regulations as set forth in Chapters 62 and 342 of the Ordinance Code, as well as Chapter 489 F.S. It protects the citizens of Duval County by ensuring that the tradesmen or contractors, working in the fields of general, residential, building, pool categories, sheet metal, roofing, non-structural siding, non-electrical signs, electrical, heating/air-conditioning/refrigeration, plumbing, water treatment installations, irrigation, natural gas, low voltage, awning, apartment maintenance, above ground pools, stucco, window and door specialty, marine specialty, demolition and carpentry sub-contractors meet the qualifications required by law. It provides for the preparation, administration and grading of professional examinations for those trades. Further the CTQB regulates and protects the citizens of Duval County by disciplining unscrupulous contractors.

HIGHLIGHTS:

- CTQB is working with the Information Technology Department to make more applications and other forms accessible online. This will create efficiencies by reducing processing time and resources.
- CTQB is working update its' data collection system with the assistance of Information Technology Department. This will create efficiencies by reducing processing time and resources necessary to provide accurate reporting information.
- CTQB is working update notification system to create checks and balances with the assistance of Information Technology Department. This will increase revenue by guaranteeing that all of the licenses are up to date, create efficiencies by reducing processing time and resources necessary to provide accurate reporting information.
- CTQB as a result of changes to Ch. 489, developed and implemented the demolition specialty contractor category, with a grandfather option for individuals already engaged in the field. This will increase the licensee base and increase revenue.

MAYOR'S COMMISSION ON THE STATUS OF WOMEN

FUNCTION:

The Commission's purpose is to develop a public consciousness of the talents of women, with special emphasis on the utilization of those talents as equal partners in the private, business, governmental and civic community; encourage women to become actively involved in matters pertaining to the government and community; work toward utilization of capable women in roles of leadership; act as a source of information for women including, but not limited to, employment opportunities, education, harassment, and discrimination against women; and focus attention on the needs of underserved women and/or women with special needs.

HIGHLIGHTS:

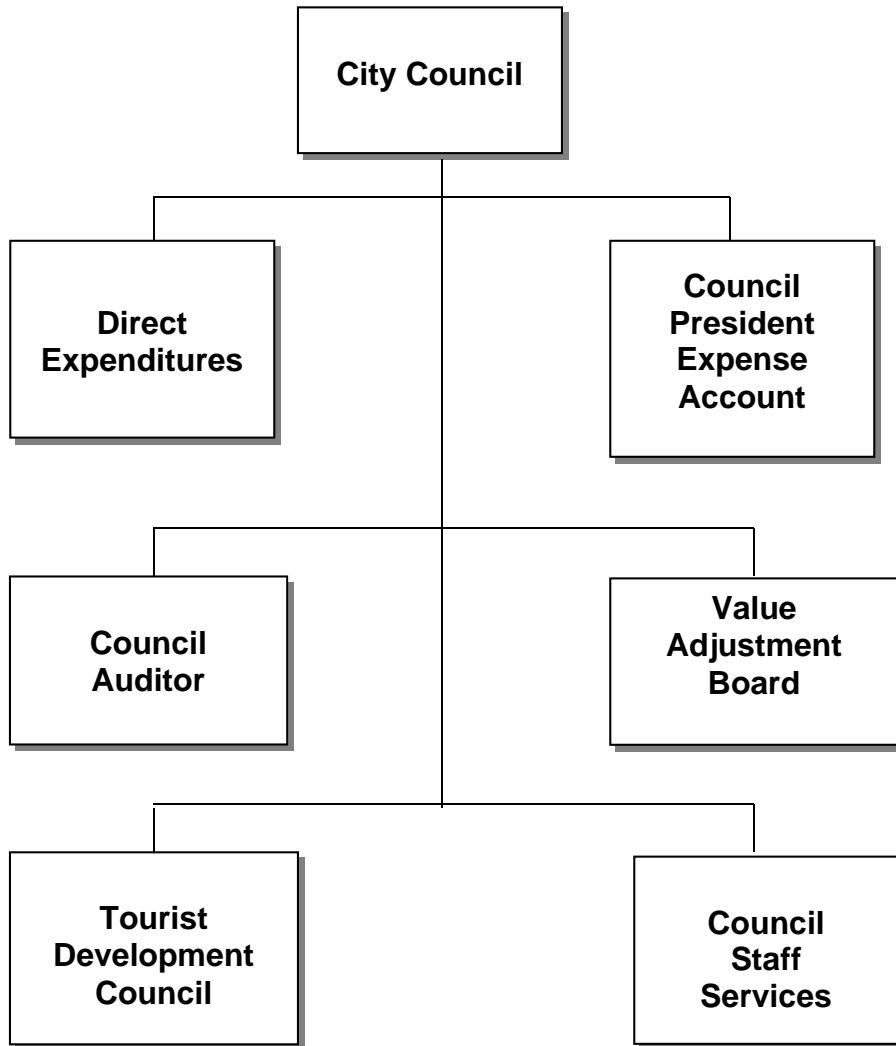
- In collaboration with the University of North Florida, hosted the Women's History Month reception in celebration of Poster Honorees
- Updated the Directory of Women's Organizations and Services
- Supported the Equal Pay Day Luncheon in collaboration with FSCJ
- Promoted partnerships through interaction with local women's organizations at MCSW meetings
- Prepared an Annual Report to Mayor Brown with statistics, historical data and recommendations on issues concerning women and girls



CITY COUNCIL

DEPARTMENT MISSION:

To perform the legislative functions of the Consolidated City of Jacksonville. The Council Auditor improves the accountability and effectiveness of local government by actively providing independent and informative services to the City Council and the citizens of Jacksonville. The Value Adjustment Board reviews appeals from decisions made by the Duval County Property Appraiser. VAB jurisdiction includes appeals of property value assessments, exemption denials, agricultural (greenbelt) classification denials, and portability appeals, among others. The Council Staff Services provides each member of the Council with the necessary clerical support, and provides for the administrative affairs of the Council. The Tourist Development Council administers the Local Option Tourist Development Tax.



DIVISIONAL FUNCTION AND HIGHLIGHTS

DIRECT EXPENDITURES

FUNCTION:

The Direct Expenditures division houses the budgeted expenses for the salaries, benefits, and travel of the Elected City Council Members. Salaries are established pursuant to the salary formula established in Chapter 145, Florida Statutes.

The City Council is the legislative body of the City of Jacksonville's consolidated government. It is comprised of nineteen elected officials - fourteen District Council Members and five At-Large Council Members. City Council Members serve four-year terms and cannot serve more than two consecutive full terms due to term limits.

Legislation considered by the City Council flows through Standing Committees made up of Council members before going to the full Council for a vote. All bills are assigned to one or more of the seven Standing Committees for recommendations to be made to the full Council. The full Council meets on the second and fourth Tuesday of each month, and the committees meet the week before Council meetings.

COUNCIL PRESIDENT EXPENSE ACCOUNT

FUNCTION:

Pursuant to Ordinance 2002-0189-E, Section 106.508, an expense account allowance established for the use of the Council President based on an annual appropriation by the Council of up to \$10,000 to cover expenses associated with official City business for which there is no other established account which could otherwise be used for said expenses.

COUNCIL AUDITOR

FUNCTION:

To improve the accountability and effectiveness of local government by actively providing independent and informative services to the City Council and the citizens of Jacksonville.

HIGHLIGHTS:

- Review financial legislation, including the Mayor's Annual Budget, and major projects submitted for Council's approval.
- The office performs a number of audits each year to meet legal requirements and to review all areas on a periodic basis. They assist independent auditors in their annual audits of the city and some of its independent agencies.
- Quarterly financial reports are compiled to provide routine information.
- In addition to their audit schedule, they respond to council requests for information and provide support as requested to various Council committees.

VALUE ADJUSTMENT BOARD

FUNCTION:

The Value Adjustment Board (VAB) reviews appeals from decisions made by the Duval County Property Appraiser. VAB jurisdiction includes appeals of property value assessments, exemption denials and agricultural (greenbelt) classification denials, among others. The Council Director/Council Secretary serves as the Value Adjustment Board Clerk and provides all staff and support for the functions of the VAB. The 2008 VAB has received more than 6,000 petitions and has scheduled 2,500 hearings to date versus the 1,200 hearings held for the 2007 VAB year. The number of hearings for the 2008 VAB year will steadily increase as new hearing dates are established and late file petitions are reviewed.

The Value Adjustment Board is established pursuant to Chapter 194, Florida Statutes. The VAB consists of five members: two members of the Jacksonville City Council, one of whom shall be the chairperson, one member of the Duval County School Board and two citizen members. As a quasi-judicial body, this board is not allowed to discuss matters pending before them outside of public hearings and noticed meetings.

Constituents are required to complete a petition in full, have it notarized, and then file it with the Clerk of the VAB, accompanied by a filing fee of up to \$15.00. Homeowners appealing a homestead exemption denial, and persons with appropriate certificate or other documentation issued by the Department of Children and Family Services, will be exempted from paying the filing fee.

TOURIST DEVELOPMENT COUNCIL

FUNCTION:

The Duval County Tourist Development Council (TDC) is an activity of the City Council consisting of three City Council members and six representatives of the hotel and tourism industry. The TDC promotes and advertises convention facilities and tourist attractions. The activity is funded with revenue generated from the first two cent levy on lodging within the Council.

COUNCIL STAFF SERVICES

FUNCTION:

The Council Staff Services is made up of the Director's Office and three separate sections – Administrative Services, Legislative Services and Council Research.

Office of Director

The Office of the Director provides oversight for the entire department and includes Information Systems personnel. Responsible for all oversight of the Council departments, contract negotiations, professional services, creation and development of training manuals and workshops for the Council Members and Staff. Responsible for creation and maintaining tracking system for Lobbyist and Gift Disclosure transparency. Maintain all Records Management and Retention for the City of Jacksonville legislative process. Staff members maintain information systems, computer hardware and software, manage the Council web site, and provide technical assistance of equipment including the public broadcasting of all meetings of the Council and Council Committees. They also assist with communication devices and other equipment used by City Council Members and staff. Staff members oversee the City Council board/commission appointments and confirmations process. Responsible for Council Chamber, Council facilities, meeting rooms including all programs, equipment and technology support.

Administrative Services

The Administrative Services is responsible for performing the administrative functions for the City Council. These functions include the preparation and maintenance of the budget, purchasing office supplies and equipment, coordinating and payment for services, human resources, payroll, employee benefits, computer and telephone related services and equipment, travel accounting, scheduling and maintenance of City Council rooms, and the front desk reception area. Additional responsibilities include distribution of incoming mail, preparing coffee and water for meetings, maintaining inventory of all City-owned equipment/supplies, reservations for City Council meetings rooms, and related office functions.

Legislative Services

The Legislative Services is responsible for the legislative process. Duties include preparation and distribution of Council and Committee agendas, establishment and maintenance of legislative bill files, and staff support for meetings of the Council and Council Committees. In addition, Lobbyist records for the City must be maintained as well as a Public Notice system for the legislative body in accordance with Chapter 602, Ordinance Code. Staff members maintain public records for the City Council and respond to information requests. Also provides staff support for the Value Adjustment Board.

Council Research

The Council Research provides research and analysis of legislative proposals and projects. Staff members prepare bill summaries, maintain research records, draft resolutions, and prepare media releases and official correspondence.

CLERK OF THE COURT

DEPARTMENT VISION:

The Clerk of the Circuit Court of Duval County will accurately maintain, safeguard and store all court documents as well as collect and disperse all monies as directed by legal mandates. The Clerk will perform its duties with integrity, efficiency and 100% accuracy. The Clerk will maintain the highest ethical standards in our service to the people of Duval County and the State of Florida.

DEPARTMENT MISSION:

The Duval County Clerk of Courts is dedicated to providing quality, efficient, courteous and professional services to the public, the court system and related agencies. Our services include processing civil and criminal cases, maintaining records, assembling juries, disseminating information on the activities of the Court. Providing other administrative and management support to the court and its affiliates.

DIVISIONAL FUNCTION AND HIGHLIGHTS

CLERK OF THE COURT

FUNCTION:

Continue to improve customer service and enhanced productivity through system modernization and digital conversion. Support Article 5 requirements and develop a reliable financial system.

HIGHLIGHTS:

- Beginning in October 2013, jurors are now parking in the Courthouse garage as intended when the garage was built. This offers convenience to those fulfilling this crucial civic duty.
- The Traffic Violations Bureau was relocated to the Courthouse in December 2012 in order to achieve cost-savings and offer all services in one location.
- The Clerk's website is being redesigned to provide increased ease of use and clarity for those needing additional information on Clerk services.
- Ongoing office-wide assessment is being performed to increase efficiencies and promote accountability and innovation.

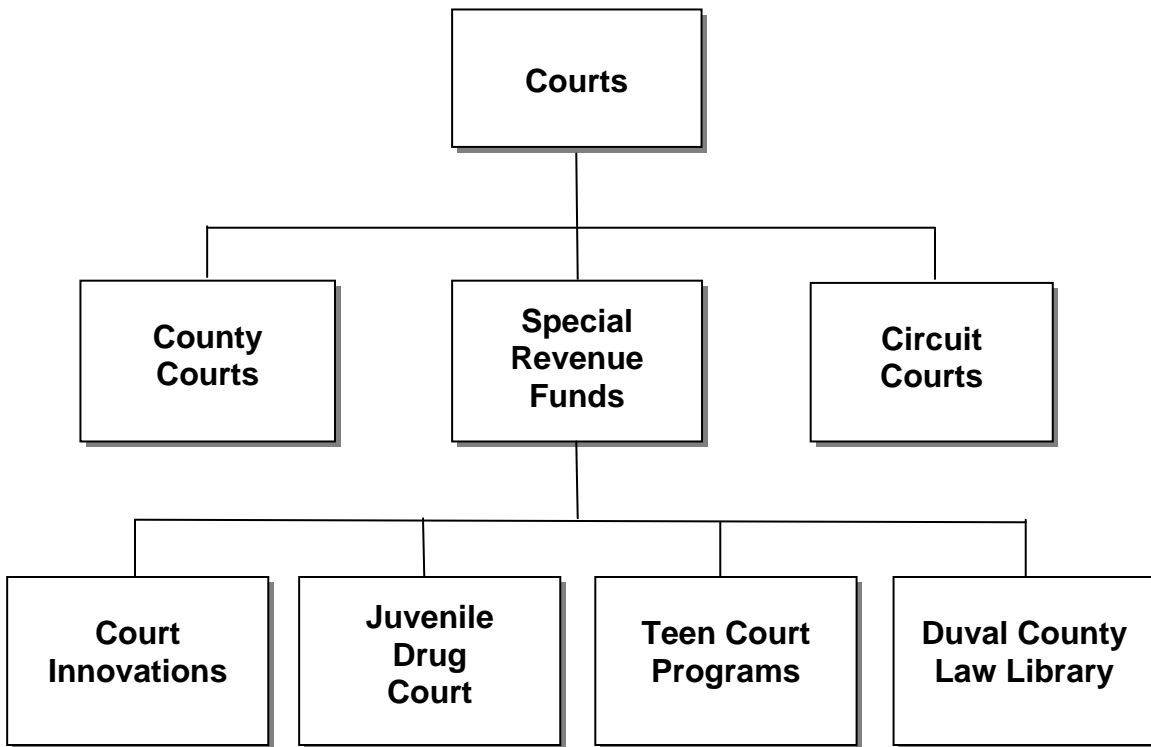
COURTS

DEPARTMENT VISION:

The Fourth Judicial Circuit will be known as a model in Florida for providing fair and accurate judicial decisions and appropriate legal services to all those individuals seeking relief or assistance from its courts and departmental divisions. The judiciary will provide efficient and timely service and courtesy in all areas of the court including Family Law, Felony, Probate, Juvenile, Civil, Misdemeanor, Violation of Municipal Codes and Traffic Infractions.

DEPARTMENT MISSION:

The Fourth Judicial Circuit Courts and County Courts are constitutional offices established by the Constitution of the State of Florida, Article 5, and Sections 5 & 6. Circuits shall have the power to issue writs of mandamus, quo warranto, certiorari, prohibition and habeas corpus and all writs necessary or proper to the complete exercise of their jurisdiction. They shall have the power of direct review of administrative action prescribed by general law. There are currently 35 Circuit Court Judges, 20 County Court Judges and 8 Senior Judges.



DIVISIONAL FUNCTION AND HIGHLIGHTS

COUNTY COURTS

FUNCTION:

The Fourth Judicial County Court is comprised of 20 judges who preside over all misdemeanors, violation of municipal ordinances, traffic infractions, and civil actions under \$15,000 (F.S. 34.01, (4)). The counties covered by the Fourth Judicial Circuit are Clay, Duval and Nassau.

HIGHLIGHTS:

- The Judicial Courts will be moving into the “New” Courthouse facility. Opening scheduled in fiscal year 2012.

SPECIAL REVENUE FUNDS

FUNCTION:

As a result of Article 5 Revision 7 the Judicial Trusts are now made up of: Duval County Law Library, Juvenile Alternative Program, Court Innovations Legal Aide, Courthouse Trust Fund and Recording Fees- Technology and Teen Court.

HIGHLIGHTS:

- The Judicial Courts will be moving into the “New” Courthouse facility. Opening scheduled in fiscal year 2012.

CIRCUIT COURTS

FUNCTION:

The Fourth Judicial Circuit Court is comprised of 35 judges who preside over all felony, probate, family dependency and juvenile matters, as well as civil cases of \$15,000 or more (F.S. 34.01, (4)). The counties covered by the Fourth Judicial Circuit Court are Clay, Duval and Nassau.


HIGHLIGHTS:

- The Judicial Courts will be moving into the “New” Courthouse facility. Opening scheduled in fiscal year 2012.

DOWNTOWN INVESTMENT AUTHORITY

DEPARTMENT MISSION:

The Downtown Investment Authority serves as a clearinghouse to establish an identity for the region that capitalizes on partnerships to guide the revitalization of the core of the City of Jacksonville. To attract investment, facilitate job creation and residential density, while assuring a unified effort is strategically focused to implement action through capital investments, planning, advocacy, marketing and the establishment of policy for the general community and downtown stakeholders.



DIVISIONAL FUNCTION AND HIGHLIGHTS

DOWNTOWN INVESTMENT AUTHORITY

FUNCTION:

The Downtown Investment Authority is responsible for the revitalization and economic development of Downtown Jacksonville. The DIA's projects are guided by a nine-member board.

HIGHLIGHTS:

- During FY 13, the DIA selected its Executive Director and began work to develop and revise the Community Redevelopment Area plan.
- Develop benchmarks for the DIA.
- Comprehensive thorough review of the current Public Investment Policy (PIP).
- Develop a plan for the City's lazy assets.
- Improve connectivity between downtown and nearby surrounding neighborhoods.

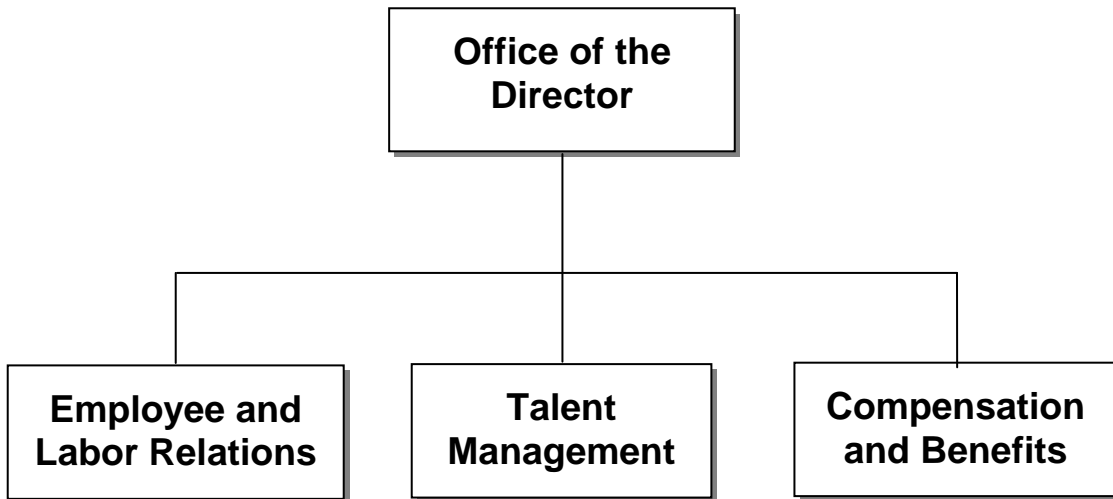
EMPLOYEE SERVICES

DEPARTMENT VISION:

The Vision of the Employee Services Department is a fully engaged, highly productive workforce relentlessly dedicated to achieving the City's goals and objectives.

DEPARTMENT MISSION:

To partner with City departments and constitutional agencies to attract, develop and retain the best and brightest workforce for the City of Jacksonville.



DIVISIONAL FUNCTION AND HIGHLIGHTS

COMPENSATION AND BENEFITS

FUNCTION:

The Compensation and Benefits Division develops and manages programs of job analyses, salary and wage analyses, employee benefit analyses and general research in relations to personnel management. It is responsible for the job classification and pay plans. It delivers programs and services to support employees and retirees, including health, life, dental and vision insurance, FSA's and deferred compensation.

HIGHLIGHTS:

- Produce and solicit RFP for a Classification and Pay Study.
- Produce and solicit RFP for Life Insurance provider.
- Selection and implementation of a life insurance provider for CY 2015.
- Implement automated benefit payment tracking system for manual pay benefit participants.
- Implement a City wide Florida Blue Wellness program.
- Successfully manage the setup of an employee on-site gym.
- Review monthly health insurance claim reports to determine most cost-effective funding strategy.
- Implement the NeoGov onboarding software which will streamline current practices, reduce redundancy and efficiently allow the hiring of new employees.

EMPLOYEE AND LABOR RELATIONS

FUNCTION:

The Employee and Labor Relations Division provides proactive and strategic leadership in all aspects of workforce management to promote stable and harmonious employee and labor relations. This Division also houses HR Systems and Analytics and coordinates the city's medical desk function.

HIGHLIGHTS:

- Seek timely, successful outcomes on all collective bargaining agreements.
- Revise Civil Service Rules to support successful management of resources.
- Develop and initiate strategy to simplify and consolidate civilian bargaining agreements prior to commencement of next bargaining round in 2015.
- Develop and implement grievance tracking program for City wide use.
- Develop and implement a revised Performance Management system to support a high-sustaining culture.
- Implement case management of Division actions.

TALENT MANAGEMENT

FUNCTION:

The Talent Management Division provides strategic workforce services for human resource activities that employees, supervisors, managers and executives engage in on a daily basis. Key activities include the recruitment, examination, retention and development of the most talented and superior employees available in the job market.

HIGHLIGHTS:

- Complete reengineering of the Employee Performance Management System, communicate modifications to employees, provide training to departments and consistently support all departments in embracing and effectively utilizing the system.
- Examine recent organizational restructure to streamline current practices, reduce redundancy, and facilitate more efficient recruitment and hiring of new employees.
- Attract qualified applicants through effective recruiting processes, motivate existing workforce and inspire long-term commitment to the City of Jacksonville with a positive work environment.
- Revamp the City's training program by introducing creative ways to train employees (e.g., computer-based training modules) while maintaining high-quality training support needed throughout the City.
- Work with the Mayor's office and other departments to facilitate the expansion and success of the Mayor's Summer Jobs Program.
- Manage and support reduced work force by facilitating departmental reorganizations, assisting departments in workforce development and planning, reviewing employee position changes and making modifications as appropriate.
- Provide leadership for human resource practices by providing professional human resource expertise to departments in the areas of recruitment, examination, selection



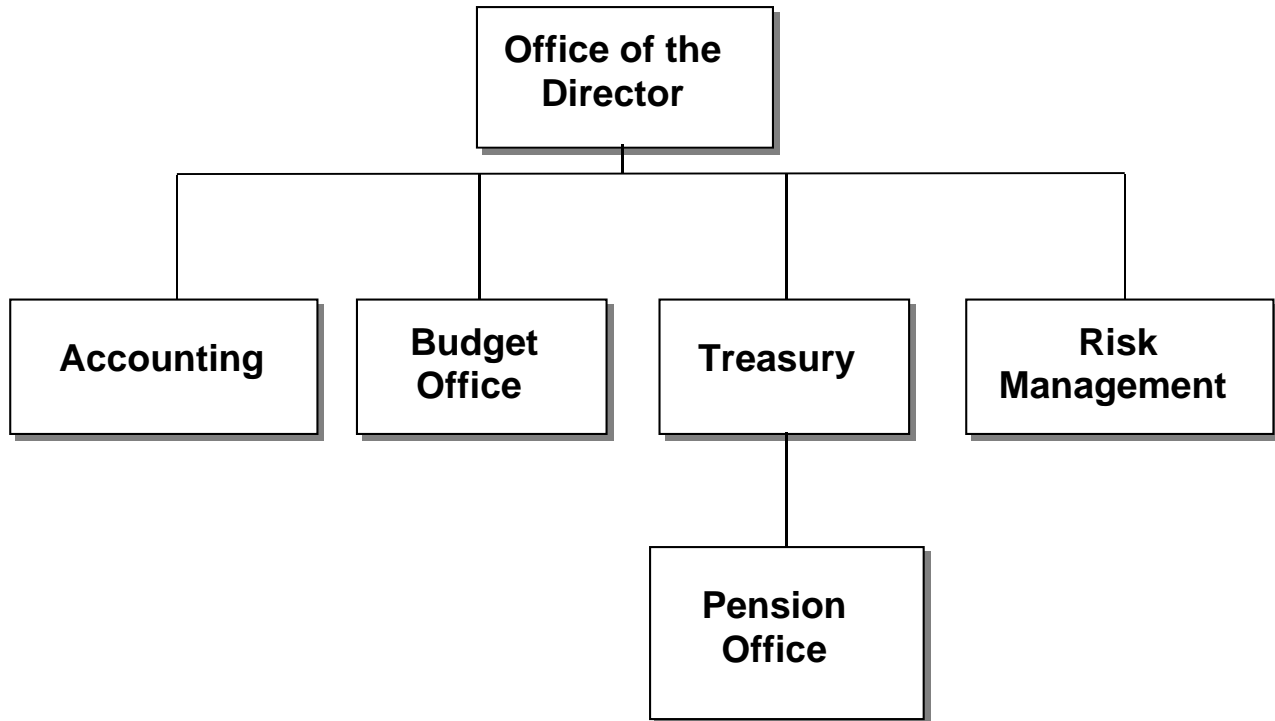
FINANCE

DEPARTMENT VISION:

The Department will provide services that exceed expectations to all of our customers. It will provide a work environment for all employees of the Department which offers opportunities to contribute, earn rewards and recognition, and to achieve personal and professional growth. The Department will operate with a common purpose, organizational unity, effective communication and a competitive spirit.

DEPARTMENT MISSION:

The Department of Finance will continually provide efficient, effective, innovative services and fiscal expertise with responsibility to all departments and agencies of the Consolidated City of Jacksonville.



DIVISIONAL FUNCTION AND HIGHLIGHTS

OFFICE OF DIRECTOR

FUNCTION:

The Office of the Director provides the financial, managerial and administrative support to its Divisions. The Finance Department ensures the City of Jacksonville handles its money wisely, efficiently and transparently by closely watching over revenue received (through taxes and fees, for example) and spent by the various departments and divisions as they provide services. The department also invests city funds not slated for immediate use, so they produce the best and safest possible returns.

HIGHLIGHTS:

- The FY 13 includes an additional position along with the associated funding for a compliance/internal audit function which will be responsible for the evaluation, investigation and performance review to provide increased accountability integrity and oversight of the Executive Branch.
- The Risk Management Division will be relocating to the St. James building so that all Departmental areas will be housed in the same building. This will facilitate a flatter / leaner structure and foster flexibility and responsiveness within the Department.

ACCOUNTING

FUNCTION:

The Accounting Division, headed by the City Comptroller, keeps spending in line with budgets through an extensive general accounting system. To accomplish its mission, the Division conducts regular pre-audits over expenditures, including the payroll, to make sure funds are disbursed properly. The Division also maintains current audit control over cash receipts. The Division provides quality accounting services and financial reports to other City departments, regulating agencies and citizens, in compliance with generally accepted accounting principles and City, State and Federal Laws and Governmental Accounting, Auditing and Financial Reporting Standards.

HIGHLIGHTS:

- The Division will apply for the Government Finance Officers Association (GFOA) award for Excellence in Financial Reporting.
- Provide accounting and reporting support for the stimulus grants awarded under the American Recovery and Reinvestment Act (ARRA).

BUDGET OFFICE

FUNCTION:

The Budget Office works with the Chief Financial Officer, provides support services to general government departments and reviews all submissions in the development and execution of the Annual Budget. The Division facilitates the implementation of administrative policy, regularly seeks ways to use city funds efficiently and assists in continuously improving productivity and effectiveness.

HIGHLIGHTS:

- Continually improving the Capital Improvement Project (CIP) process by including a prioritization matrix, including input from all stakeholders.
- Created a CIP manual and reporting system to facilitate the early submission of the CIP.
- The Division will work with the Information Technology Division, and various other internal service providers, to improve the CIP methodology as well.
- The Budget Office will apply for the Government Finance Officers Association (GFOA) Distinguished Budget Presentation Award.

TREASURY

FUNCTION:

To manage, measure and record cash, investment, pension, and debt activities for the City of Jacksonville in an efficient and effective manner. This division is generally responsible for overseeing and maintaining banking and custody relationships, and for the safekeeping and transfers of City treasury funds to employees, service providers, retirees and vendors. This division also administers the financing component of the budget for the City's Banking Fund.

HIGHLIGHTS:

- Focus on lowering the cost of debt through refinancing at attractive rates when available.
- Enhance compliance, reporting, and risk management processes.

PENSION OFFICE

FUNCTION:

To prudently and efficiently administer the City of Jacksonville Retirement System to insure retiree and survivor benefits are paid and to provide our various stakeholders with a high degree of customer service in the process. Assets are managed to insure a reasonable growth rate is achieved with a prudent level of risk, and consistent with the guidelines established within Florida Statutes and the Investment Policy Statement developed by the Plan Trustees.

HIGHLIGHTS:

- Focus on administering benefits accurately, in line with Code and Pension Board Rules, and in a timely manner for the participant.
- Continue to focus on process management.
- Effectively handle increased volume of questions, concerns, and requests surrounding perceived uncertainty from participants.
- Continue to focus on team-based approach to better serve our members and beneficiaries through cross-training of staff.

RISK MANAGEMENT

FUNCTION:

The Risk Management Division helps protect the city's assets, including its workers, by managing insurance and employee safety programs. In particular, the Division focuses on such areas as workers compensation, automobile insurance and general liability insurance. These functions help reduce liability and minimize financial and other risks for the city and its stakeholders. The Division also serves as an adviser to the local government on insurance related matters.

HIGHLIGHTS:

- The Division will relocate to the St. James building so that all Departmental areas are housed in the same building on the same floor. This will facilitate a flatter / leaner structure and foster flexibility and responsiveness within the Department.
- Implement the Predictive Modeling module by July 1, 2014. This will allow the ability to do manual scoring of individual or multiple claims using standard STARS scoring functionally. The purpose is to provide a quick way to alert the adjuster as to the claims that need immediate attention.
- Complete creation of employee injury records for the safety incident reporting system by September 30, 2014 by providing the capability to produce monthly, quarterly, and annual reports for the purposes of enhancing data tracking, analysis, and report generation for risk management loss prevention strategies.
- Implement the multi-value import tool by July 1, 2014 to provide the ability to update the underwriting property schedules in CS STARS from excel work papers.
- As part of the migration to Enterprise platform complete the reengineering of the company structure used by the CS STARS Risk Management System by July 1, 2014 to facilitate better internal controls and system management.
- Do a one-time load of the new revised property schedule by September 30, 2014. This will allow the property schedule to be maintained on a year to year basis.

FIRE AND RESCUE

DEPARTMENT VISION:

To move into the next century providing the finest in fire and EMS services by operating from modern facilities, utilizing the most effective vehicles, tools and equipment, providing our highly trained firefighters with state-of-the-art gear/clothing, and creating a work environment conducive to the highest standards of morale, safety, and professionalism.

DEPARTMENT MISSION:

To preserve, protect the lives, property and environment of our community.



DIVISIONAL FUNCTION AND HIGHLIGHTS

DIRECTOR - FIRE ADMINISTRATION

FUNCTION:

The Office of the Director provides leadership and management support to all of the Divisions within the Fire and Rescue Department. It includes human resources, recruiting, payroll, general administrative, budgeting and planning functions. It also provides support in the areas of media relations, health and wellness, logistics, technological advancement and quality control.

FIRE OPERATIONS

FUNCTION:

Fire Operations is responsible for minimizing the loss of life and property resulting from fires and other disasters through fire suppression.

HIGHLIGHTS:

- Hire a consultant to prepare an ISO PPC audit to provide a priority list of areas for improvement, specific recommendations, and a cost-versus-benefits analysis.
- Staff newly constructed Fire Station #62 in the Bartram Park area.
- Develop a process to more efficiently receive and dispatch fire alarms.
- Meet national standards for training and fire company pre-planning.
- Institute and apparatus and equipment annual testing program that will improve our ISO rating credits.
- Aggressively overhaul the hydrant water supply maintenance and distribution program and develop creditable alternative water supply sources and strategies.

FIRE TRAINING

FUNCTION:

Fire Training provides state of the art training, education and certification to all personnel necessary to ensure the Fire and Rescue Department remains competent, efficient and effective in providing the citizens and visitors of Duval county with cutting edge fire and rescue services.

FIRE PREVENTION

FUNCTION:

Fire Prevention performs fire and life safety building inspections; reviews new construction plans for fire code compliance, conducts fire and life safety public education programs and investigates fires for origin and cause determination.

HIGHLIGHTS:

- Assign Fire Inspectors to zones and require them to meet a daily quota of inspections.
- Pursue the development of a new Inspections program, comprehensive database of properties, reporting tools, and billing system to maximize use of resources and increase efficiency.
- Continue to install smoke detectors in properties where requested as part of the Mayor's Home Fire Safety Program.
- Institute a more robust Public Education Program to enhance fire and life safety in the community.
- Will conduct an estimated 250 public life safety educational programs.

EMERGENCY PREPAREDNESS

FUNCTION:

Emergency Preparedness administers a full range of emergency management issues for all hazards faced by our community. This includes tasks and functions within disaster mitigation, preparedness, response and recovery. The Division also oversees the Duval County Emergency Operations Center. However, since the Dept of Homeland Security designated Jacksonville a high-risk urban area under the Urban Area Security Initiative (UASI) program, the Division continues to be responsible for managing and coordinating homeland security preparedness programs for a 13-county area. With a myriad of rules and regulations from both the federal and state side governing the program, the Division plays a major role in coordinating urban area preparedness to terrorism and catastrophic events.

HIGHLIGHTS:

- Increase public education and disaster awareness efforts.
- Promulgate new Duval County hurricane evacuation zones.
- Increase COJ leadership awareness in all aspects of Recovery.
- Increase both pre and post disaster mitigation efforts across Duval County.

RESCUE

FUNCTION:

Rescue is responsible for delivering the highest quality pre-hospital medical care and to minimize loss of life, and property through the suppression of fire and containment of hazardous materials incidents. To process calls for emergency assistance in a quick and effective manner as to reduce the response time to the citizens of Jacksonville.

HIGHLIGHTS:

- JFRD will implement a cost-effective, dual response model to increase patient care by the introduction of another 7 rescue units.
- Introduce use of priority dispatching (EMD) to send only the units necessary on a medical/fire call for service.
- Introduce Automatic Vehicle Locator (AVL) function in the Computer Aided Dispatch (CAD) program to provide real-time monitoring of resources and proximity as a call is received.
- Continue the use of peak-time rescue units as staff allows on a daily basis.
- Reduce the time a rescue unit stays at the hospital after patient transfer is complete.
- Improve response times and availability of resources to meet increased demand for services.



HUMAN RIGHTS COMMISSION

DEPARTMENT VISION:

To change the ethos of Jacksonville and to create an environment where harmony, unity and equality abounds.

DEPARTMENT MISSION:

To promote and encourage fair treatment and equal opportunity for all persons regardless of race, color, religion, sex, national origin, age, disability, marital or familial status; to promote mutual understanding and respect among members of all economic, social, racial, religious and ethnic groups; and to eliminate discrimination against and antagonism between religious, racial and ethnic groups and their members.

DIVISIONAL FUNCTIONS AND HIGHLIGHTS

HUMAN RIGHTS COMMISSION

FUNCTION:

To promote and encourage fair treatment and equal opportunity for all persons, promote mutual understanding and respect among all groups, and endeavor to eliminate discrimination. The Jacksonville Human Rights Commission (JHRC) has the authority to enforce local anti-discrimination laws and to conduct investigations into discriminatory practices in employment, housing, and public accommodations. The JHRC also implements the policies outlined in the Equal Opportunity/Equal Access (EO/EA) program for the City, ensures compliance with federal reporting requirements and provides positive steps to correct or eliminate the vestiges of past discriminatory practices that may have effectively denied full and equal participation by under-represented groups in the City's workforce. The EO/EA Office has the responsibility for resolving internal employee or applicant complaints of noncompliance of the equal opportunity employment laws and thereby provides the City an affirmative defense against state or federal lawsuits alleging employment discrimination.

HIGHLIGHTS:

- The Jacksonville Human Rights Commission has been successful in recruiting externs and student volunteers from the Florida Coastal School of Law to assist with conducting intake interviews and case analysis work. The law school has been of tremendous value to the agency in light of decreases in staffing levels. The JHRC also used trained volunteer mediators (including staff with the City's Ombudsman Office) to help resolve complaints in lieu of the traditional investigative process. In FY2012 this approach resulted in over \$400,000 in monetary relief for complainants. The Commission is taking proactive steps to improve its service levels by establishing and nurturing public/private partnerships and standardizing the use of trained volunteer mediators, paralegals and law students. Additionally, the JHRC continues to partner with local employers to make a business case for diversity and to address barriers to employment opportunities. The JHRC is working in partnership with the Jacksonville Area Legal Aid to expand education and outreach efforts focused on persons with disabilities, condominium/homeowner associations, and the members of the housing construction and design professions. The goal is to increase the supply of affordable housing designed for persons with special needs. This effort involves working with the City's Housing Division, Senior Services Division and Military, Veterans and Disabled Services Department.
- The Equal Opportunity/Equal Access (EO/EA) Office continues to respond to inquiries about instances of unfair treatment in the city's workplace. The staff has worked with Human Resources, Military, Veterans & Disabled Services to identify the veteran status of all employees and has recommended the development of an employee resource group to address the specific needs of veterans and military spouses. The EO/EA Office continues to monitor efforts to comply with the city's Equal Employment Opportunity Plan, submit the required federal reports and to conduct training for employees, supervisors and managers.

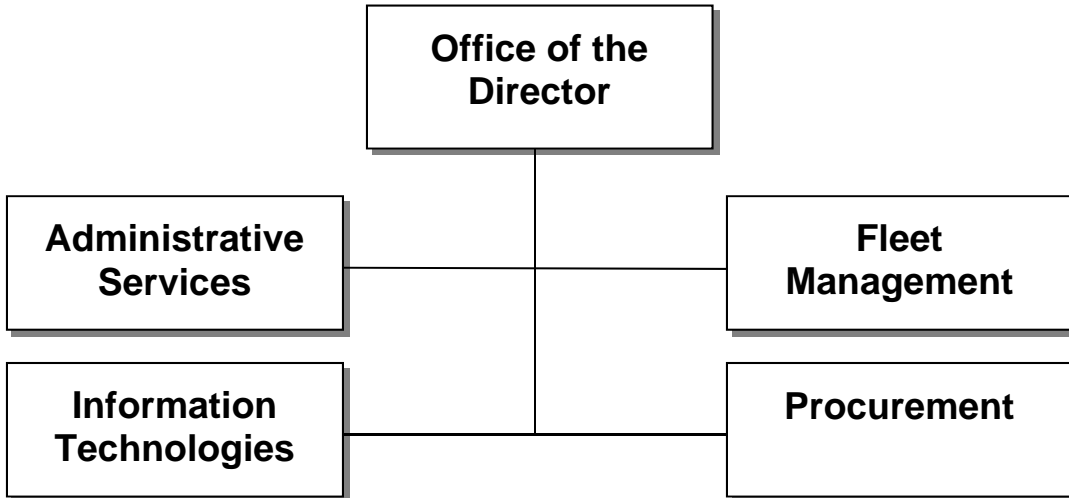
INTRA-GOVERNMENTAL SERVICES

DEPARTMENT VISION:

The development of a centralized model for the standardization of processes, economics and efficiencies of scale, and cross-training necessary to eliminate redundancy and to maximize governmental efficiency for each of the City's departments, using agencies, commissions, and, ultimately, its independent authorities.

DEPARTMENT MISSION:

The empowerments of city managers to effectively defend, protect, and serve the citizens of Jacksonville through the centralized and efficient provision of their administrative and operational needs.



DIVISIONAL FUNCTION AND HIGHLIGHTS

ADMINISTRATIVE SERVICES

FUNCTION:

This division formally housed the administrative work of managing, supervising and coordinating a broad variety of administrative support functions for the City of Jacksonville. The division was essentially dissolved during the FY 13 budget and personnel was transferred into various city departments and agencies.

HIGHLIGHTS:

- The division will be formally dissolved via reorganization legislation in FY14.

FLEET MANAGEMENT

FUNCTION:

The mission of Fleet Management is to provide reliable, safe, and well maintained vehicles and equipment, and services to the city's agencies, independent authorities and state agencies. Fleet is committed to providing the highest quality of services in an efficient, timely and cost-effective manner. Fleet Management is responsible for stewardship of more than 4,085 pieces of equipment ranging from off-road equipment to motorcycles. The Division also manages the annual vehicle replacement program, which is budgeted to replace \$12.1 million in FY 14. The Division provides a comprehensive service program to all city agencies and various independent authorities and state agencies. Our comprehensive program starts with the identification and acquisition of equipment requirements of the City agencies through the disposition of the surplus equipment. The program includes the following: paint & body services, light vehicle maintenance & repair, air conditioning & electrical services, small engine services, welding & machine shop services, refurbish/rebuild services, heavy off-road and on-road maintenance, fire / rescue maintenance, hydraulic system rebuilds and repairs, managing & maintaining of city fuel sites, and mobile off-site fueling.

HIGHLIGHTS:

As part of Fleet's continuous asset reduction plan, we are working with all the City agencies to reduce underutilized/non-mission essential vehicles and equipment without sacrificing the effectiveness and efficiency of the agencies. Furthermore, Fleet will repurpose these underutilized vehicles in order to optimize their use and any vehicles that cannot be reassigned will be sold at auction to generate revenue.

- Through Fleet's Reuse and Reutilization program, Fleet cannibalize viable parts (engines, transmissions, differentials, seats and other major components) from surplus vehicles to reduce the City's overall parts expenditures. This practice yields a significant savings on repair parts.
- Labor rate for warranty reimbursement increased by 8% from FY 11-12.

INFORMATION TECHNOLOGIES

FUNCTION:

Demonstrate strategic leadership and excellence by providing innovative, reliable and cost effective technology solutions for our customers and partners. To be an acknowledged Center of Excellence: Enhancing Jacksonville's future through technology.

HIGHLIGHTS:

The Information Technology Division has a three pronged strategy:

- focused - lower costs and increase revenues, improve quality/lower costs
- City Focused - Increase citywide automation, Application portfolio rationalization, Disaster recovery, Business intelligence/Analytics, increase information/cyber security
- Citizen Focused strategy - Mobile apps, Website rebranding/usability, Win awards, Make Jax a Tech friendly City, 5 year Technology Vision.

The FY 14 proposals for IT include:

- Having an enterprise app strategy to reduce 300+ individual apps to a more maintainable set of COTs products - ERP, Permit Mgmt system, Doc Mgmt system, AVL system, 311 system etc.
- Providing a 5 year roadmap and expenditure for budgeting purposes for Software acquisitions, automation, Equipment (server, SAN, routers etc) refresh
- Introducing analytics (BI) and insight to all parts of COJ's operation
- Release a constant stream of mobile apps to improve quality of life for our citizens
- Improve usability/branding of our website
- Create innovative win-win solutions like FL Lambda Rail (1Gig internet)
- Collaborate with independent agencies, JSO etc, to consolidate and renegotiate contracts to get better deals
- Solicit the help of the CIO Advisory panel (Industry CIOs) to get advise and support for the City

OFFICE OF DIRECTOR

FUNCTION:

This division is responsible for the overall management of the Intragovernmental Services Department, in the provision of resources and services that are associated with Fleet Management, Information Technology and Procurement. Other functions that operate through the division include 630-City through the Call Center, contract and payment compliance services through the Office of the Ombudsman and grant management through the Office of Grants and Compliance.

HIGHLIGHTS:

- In FY 13, the Office of the Ombudsman handled approximately 420 contractual and citizen cases and 436 inquiries totaling 856 contacts with a 100% resolution rate. During this same time, approximately \$1,306,786.53 was recouped for contractors.
- The Office of Grants and Compliance wrote almost \$6 million in grants with over \$655,197 awarded. To increase research and grant writing capacity, the office has added two seasoned grant writers.
- In FY 13 630-CITY team members served 327,749 customers and processed 1,120 public records requests.
- Continue to enhance the quality of service provided to our customers.

PROCUREMENT

FUNCTION:

Procure a wide variety of supplies, equipment and contractual services for city agencies and provide intergovernmental duplication, mail and messenger service at the lowest dollar cost through th city's Copy Center.

HIGHLIGHTS:

- Piloted Online Surplus Auction achieving a 25% net gain in total revenue compared to traditional auction methods. Submitted legislation to modify advertising requirements and allow for continual usage of online surplus auction activities.
- Reduce duplication and distribution of paper construction bid documents and plans by creating a virtual plan room.
- Continue the process to upgrade and configure JaxPro from version 7 to version 11 adding business intelligence reporting and small business modules.

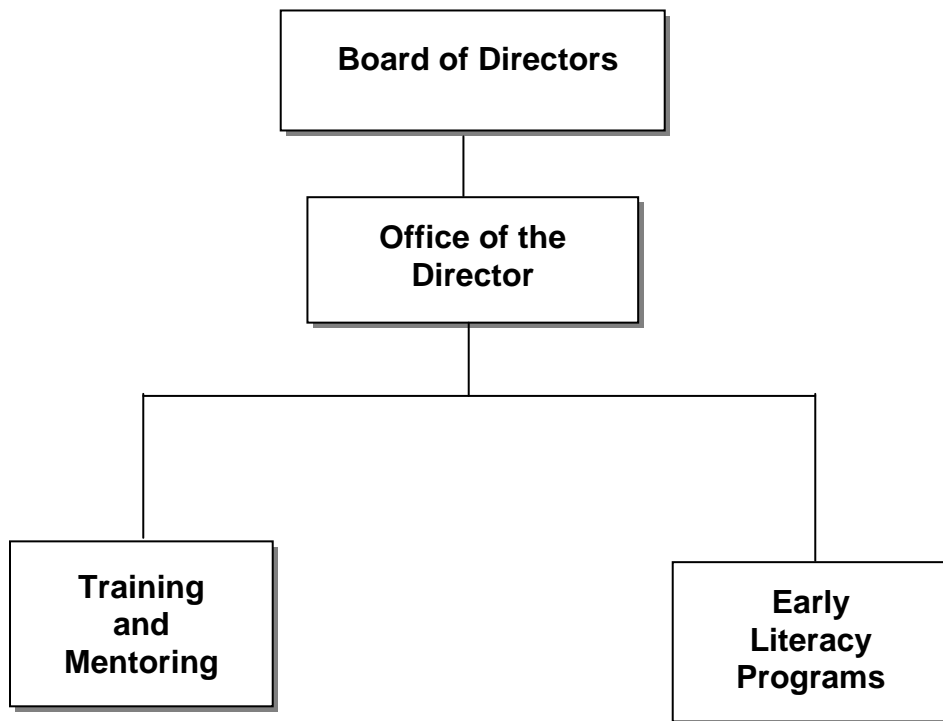
JACKSONVILLE CHILDREN'S COMMISSION

DEPARTMENT VISION:

Jacksonville's children are safe, healthy and prepared to succeed.

DEPARTMENT MISSION:

To support families in their efforts to maximize their children's potential to be healthy, safe, educated and contributing members of the community.



DIVISIONAL FUNCTION AND HIGHLIGHTS

OFFICE OF THE DIRECTOR

FUNCTION:

The Commission, under the governance of its Board of Directors, is responsible for managing the City's investments in children as defined by its establishing ordinance, Chapter 51, Ordinance Code. The Office of the Director oversees the general operations of the organization, distributing funds to nonprofit youth serving agencies, ensuring that city grant dollars earmarked for children's programs are being spent appropriately, and evaluating whether the services provided are effective in improving the lives of thousands of children in Duval County. The Office of the Director works with the Commission's Board of Directors and other community funding partners to develop systems of care for children, taking into consideration emerging needs, changing demographics and developments in research and evidence based practice in children's services.

HIGHLIGHTS:

- The Commission's administration manages over 180 contracts with nonprofit agencies to provide services for children living in challenged neighborhoods and their families. Services include after school programs; summer camps; mental health counseling and case management; mentoring; juvenile crime prevention; abuse prevention home visiting for new mothers and vulnerable babies; sheltered living for homeless teens; developmental services for children with special needs; and, developmental screening and academic support for homeless children. All programs are monitored for quality, fiscal accountability and child outcomes.
- The Commission provides contract management for all Jacksonville Journey funds that serve children as well as oversight of program quality and outcomes.
- The Commission also serves to strengthen the quality of all out-of-school programs city-wide through continuous quality improvement and mentoring initiatives using uniform standards and consistent reliable data collection for measurements.

EARLY LITERACY PROGRAMS

FUNCTION:

The Early Literacy program is designed to ensure preschoolers are school ready by improving the quality of learning at childcare centers throughout Jacksonville and through programs such as the JaxKids Book Club and other activities.

HIGHLIGHTS:

- The Early Literacy program's goal is to strengthen and improve the quality of early care and learning programs' literacy outcomes for all children birth to five with a focus on improving the content knowledge and instructional strategies of early childhood teachers. This is achieved through intensive coaching and assessment. Teachers and directors are also supported in their professional development and movement along an early childhood career path.
 - Every child enters kindergarten ready to read, ready to learn, and ready to succeed
 - Serving over 6,000 children birth to five in the childcare setting
 - Measured by: VPK Readiness Rate, FLKRS, Teaching Strategies Gold Objectives, and Classroom Assessment and Scoring System.
 - Each childcare center will improve in quality

TRAINING AND MENTORING

FUNCTION:

The mission of Commission's Training Division is to improve the quality of services for children by providing research based training for the staff and volunteers in children's programs. Most of the workforce in children's programs are minimally paid, and do not have degrees or formal training in child or youth development and related topics. The Training Division offers an array of programs that help staff, volunteers and parents to develop the skills and knowledge they need to promote the healthy development of children. Additionally, the Training Division is responsible for providing Level 2 background screening and training for volunteers, county-wide who want to become mentors through mentoring programs including the Mayor's Mentors and United Way's Reading Pals.

HIGHLIGHTS:

- The Division works with Duval County Public Schools and youth serving nonprofits to provide outcome directed trainings and professional development opportunities for staff working in TEAM UP and Community Based Afterschool programs, emphasizing measurable levels of quality and introducing evidence based practice.
- The Division manages an on-line registration website that provides an efficient way for the community to register for a comprehensive array of trainings at the Commission. The trainings are offered by a faculty that consists of local subject matter experts and Children's Commission staff. This system serves at least 2,500 community members in infant, child and youth development trainings by providing at least 25 on-site trainings per month and at least 8 off-site trainings per month. The Division also provides optional Continuing Educational Units (CEUs) and Continuing Education Credits (CEC's) to all eligible training participants.
- The Division partners with Duval County Public Schools to train and coach classroom teachers in positive youth development strategies.
- The Division partners with the Mayor's office to train young adults employed during the Mayor's Summer Jobs program.
- The Division operates a robust grandparent education group to promote education and resources for all grandparents who have taken over legal custody of their grandchildren or great-grandchildren.



JACKSONVILLE HOUSING FINANCE AUTHORITY

DEPARTMENT VISION:

Safe and vibrant Neighborhoods in every part of Jacksonville.

DEPARTMENT MISSION:

To achieve safe and vibrant Neighborhoods through targeted investments in public infrastructure, housing, economic development and human capital. The JHFA was established under ordinance 2002-1314-E in compliance with Florida Statutes 159.601. The JHFA was created for the purpose of addressing affordable housing needs in the city of Jacksonville by stimulating the construction and rehabilitation of housing through the use of public financing. The JHFA is empowered to alleviate the shortage of affordable residential housing and to provide capital for investment in such facilities for low, moderate or middle income families and persons anywhere within the city of Jacksonville through the issuance of its mortgage revenue bonds (*subject to legislative approval*).



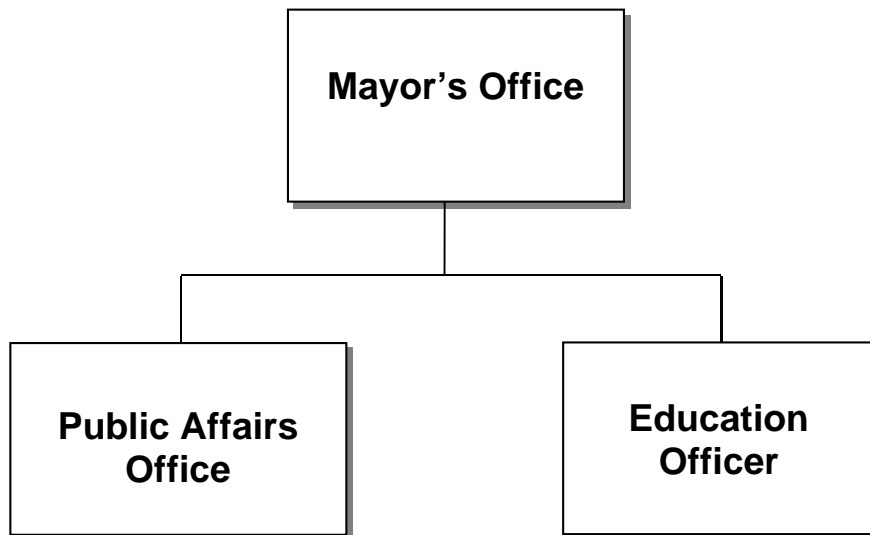
MAYOR'S OFFICE

DEPARTMENT MISSION:

The Mayor's Office will provide leadership and implement public policy to promote efficient and effective government, economic development, support for military and veterans, partnerships to enhance education, and quality of life of all of Jacksonville's citizens, now and in the future.

DEPARTMENT VISION:

A municipal government that provides effective and efficient services to taxpayers at the lowest possible cost; a safe city with a growing economy and vibrant Downtown; a city that strongly supports our military facilities, personnel, and veterans; a community that works together to boost education; and a high quality of life, including recreational and cultural opportunities and natural assets that are preserved and enhanced.



DIVISIONAL FUNCTION AND HIGHLIGHTS

MAYOR'S OFFICE

FUNCTION:

The mayor serves as the full-time chief executive for the City of Jacksonville. The Office of the Mayor includes executive staff that oversees all departments and divisions of the executive branch and work with the Jacksonville City Council to establish priorities and ensure the enforcement of all ordinances and laws. Through the Department of Finance and Budget Office, the Mayor presents a proposed annual budget to the City Council for review and adoption.

HIGHLIGHTS:

- The Mayor's Office has three policy teams: a city policy team that leads executive branch interactions with the Jacksonville City Council, a state policy team that works with the Duval County Legislative Delegation, the Florida League of Cities, and the Florida Association of Counties to advocates for Jacksonville with the Florida state government in Tallahassee; and a federal policy team that works with our Congressional delegation and the U.S. Conference of Mayors, National League of Cities, and National Association of Counties to advocate for Jacksonville with the federal government in Washington.
- The Mayor's Office leads outreach efforts with the goal of welcoming all to City Hall – and ensuring that community members from all walks of life are connected to the work of local government.
- As the Mayor makes numerous appointments to citizen boards and commissions, the Mayor's Office encourages citizen service and screens candidates for nomination.
- The Mayor's Office continues to work with the Jacksonville Journey Oversight Committee to implement that community-wide public safety initiative.

EDUCATION OFFICER

FUNCTION:

The office is designed to serve as a bridge between City Hall and the educational community of Duval County. The mission of the office is to increase high school graduation rates, better prepare Jacksonville's youths for the 21st Century job market, and increase the number of college graduates living and working in the Jacksonville area.

HIGHLIGHTS:

- The Education Commissioner's office supports the educational community through collaborative initiatives designed to actively engage students, parents and educational stakeholders. The office works to accomplish this mission through innovative programs and partnerships, including Mayor's Mentors, Learn2Earn, Mayor Brown's College Aid Workshops, Mayor Brown's Essay Contest and other educational initiatives.

PUBLIC AFFAIRS OFFICE

FUNCTION:

The Public Affairs Office provides media relations services for city departments, video and photographic resources as well as digital and social media communication, supports event communications, and creates and distributes internal and external communication materials. It operates the public information section during activation of the Emergency Operations Center (EOC) for the full consolidated government.

HIGHLIGHTS:

- The Office of Public Accountability facilitates the public records process for city government. It works with media and city departments to promote transparency and ensure compliance with Florida's open government laws.

MEDICAL EXAMINER

DEPARTMENT VISION:

The Medical Examiner's Office is committed to providing quality service in the investigation and certification of deaths under the jurisdiction of this office. We will constantly strive to conduct honest and impartial, independent investigations into the manner and cause of death. We will continue to educate ourselves to the advancement of forensic science and investigation techniques that will increase the quality of our work and decrease the time necessary to accomplish our tasks.

DEPARTMENT MISSION:

The Medical Examiner's Office Mission is to serve the public and judicial needs of the citizens of Duval County. To provide service to surrounding counties; Clay, Nassau, Columbia, Hamilton, and Suwannee by providing professional, accurate and timely death investigation services to all residents of those counties. To determine the cause and manner of deaths under certain circumstances as mandated in Florida Statute 406. To perform quality and efficient medicolegal investigations with objectivity irrespective of personal beliefs or emotional attachment to the circumstances of any particular case, preserving the dignity of the deceased and to be of service to their families, local government and law enforcement agencies.

DIVISIONAL FUNCTION AND HIGHLIGHTS

MEDICAL EXAMINER

FUNCTION:

The Medical Examiner's Office is mandated by Florida Statute to investigate and certify deaths as outlined in F.S. 406.11(1) (a) and approve cremations as specified in F.S. 406.11(1) (c).

To provide highly professional forensic services to the citizens of Duval, Clay, Nassau, Columbia, Hamilton, and Suwannee counties. Services include autopsies, toxicological analysis, histopathological preparations of tissues, autopsy reports, scene investigations, expert witness testimony and, storage of bodies until proper disposition is made. To provide vital information and statistical data to Jacksonville Sheriff's Office as well as other county law enforcement agencies, State Attorneys, Public Defenders, Florida Department of Law Enforcement, Federal Bureau of Investigation, National Transportation Safety Board, Federal Aviation Administration, Department of Vital Statistics, Consumer Protection Agencies, Organ Procurement agencies, Bone, Tissue and Eye Banks, funeral homes, media, insurance companies and families, as well as teaching and training for medical residents.

HIGHLIGHTS:

- Continue self-audit of toxicology laboratory and Medical Examiner office operations in preparation for inspection and accreditation.
- Identify and implement best practices and cost savings to streamline operation to meet current budgetary limitations.
- Continue working with Department of Health, Bureau of Vital Statistics' Electronic Death Registration System which was recently implemented statewide using the District IV Medical Examiner's Office as its pilot program.
- Maintain partnership with investigating agencies (Medicaid, Attorney General, Drug Enforcement Agency) to provide data regarding the continuing and disturbing trend in prescription fraud, misuse and abuse. Deaths involving prescription drugs are now more likely to occur than from illicit drugs.
- Provide pathology rotation for University of Florida, Department of Pathology Residents through collaboration with Shands Hospital.
- Partner with University of Florida and Child Protection Team to develop a Child Abuse Fellowship, whereby a Fellow would be able to rotate with our office as a Child Abuse subspecialty in Pediatrics.
- Offer Criminal Justice Internships for graduating seniors attending University of North Florida in Forensic Investigations Unit.

MILITARY AFFAIRS, VETERANS AND DISABLED SERVICES

DEPARTMENT VISION:

To further Jacksonville's reputation as the most military and veteran friendly city in the nation.

DEPARTMENT MISSION:

The Military Affairs, Veterans and Disabled Services Department serves the citizens of Jacksonville with the following four priorities:

- Advocate for the expansion of military infrastructure, personnel and jobs within the City of Jacksonville and throughout Northeast Florida
- Deliver timely and competent services to our large and growing Veteran community
- Serve citizens with disabilities, through the Americans with Disabilities Act (ADA) compliance and enforcement and provide information and referral services, special events and training
- Oversee and maintain a Jobs-For-Vets website designed to connect job seeking Veterans to Veteran-Friendly employers in the City of Jacksonville and throughout Northeast Florida

DEPARTMENT FUNCTION AND HIGHLIGHTS

MILITARY AFFAIRS, VETERANS AND DISABLED SERVICES

FUNCTION:

The Military Affairs, Veterans and Disabled Services Department operates with a threefold mission:

1. To advocate for the expansion of military infrastructure, personnel, and jobs in Northeast Florida;
2. To deliver competent and timely services to our veterans, their survivors and their caregivers;
3. To serve the disabled community through ADA compliance and enforcement, special events, and services.

HIGHLIGHTS:

- The Department was awarded a \$218,300 Department of Labor Homeless Veterans Reintegration Project (HVRP) grant. The grant will enable the department to provide case management, social services/financial supports, job training and limited transitional housing for up to 120 homeless Veterans.
- Mayor Brown worked with Secretary of the Navy Ray Maybus to deliver three amphibious ready group ships (ARG), the first of which will be homeported in Mayport December 2013. By serving as the homeport for an ARG, Mayport will be home to 2,000 additional sailors and their families, and sustain the area's ship repair facilities, local ship maintenance expertise and the industrial base.
- The Department has partnered with the Navy and the Parks and Recreation Department to acquire development rights to over 1000 acres around Outlying Field. These acquisitions are funded through grants the department was awarded by Enterprise Florida, DOD contributions and Parks and a Recreation Department easement donation.
- The FY 13 budget will allow the department to continue to serve the nearly 200,000 Veterans and over 38,000 active duty service members in the City of Jacksonville, as well as improve the quality of life for persons with disabilities, together whom comprise approximately 30% of the city's population.
- Provide public ceremonies and events honoring Veterans and Active Duty Military and utilize over \$2 million dollars in grant funded projects to improve our military bases, surrounding infrastructure, social services and federal advocacy.
- The Department is enhancing our social services outreach and assistance to Veterans, career transition assistance, support of military families and partnership with Veterans serving agencies beginning in late 2013. This enhancement is made possible through a five-year \$1 million dollar grant from the Jaguars Foundation.
- Provide continued support to the disability community through outreach efforts, services, training and education. In addition Disabled Services provides ADA Technical support to the City of Jacksonville and operates the Disabled Parking Enforcement Program which funds services provided to the community.

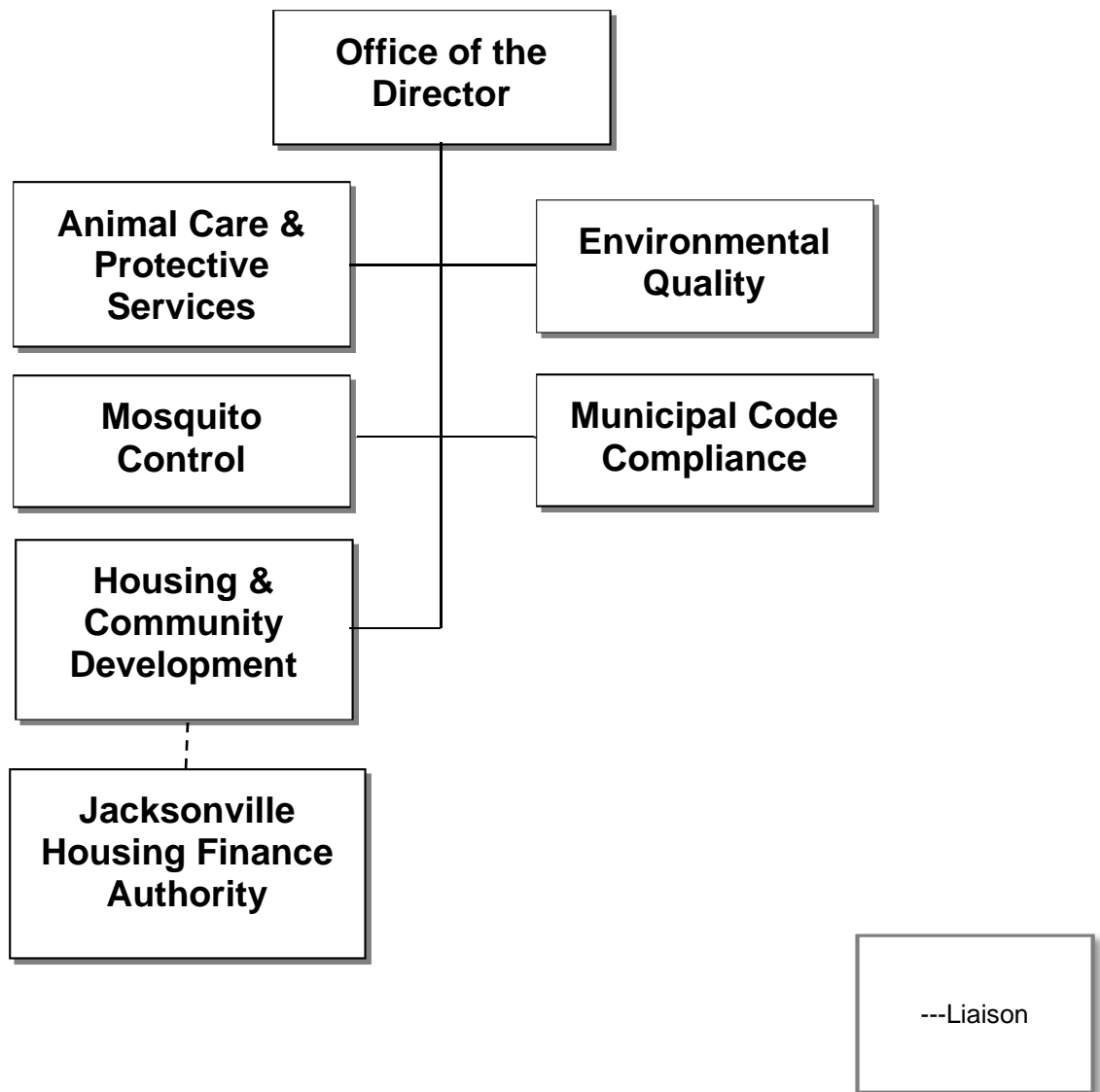
NEIGHBORHOODS

DEPARTMENT VISION:

Pursue a clean, safe and healthy community through a partnership with business, citizen groups and government to foster community values that embrace the natural environment, promote public safety and encourage civic pride. Provide a work place that nurtures employee growth, builds character and fosters team spirit. Earn public trust by providing excellent service, which exceeds the expectations of our customers. Operate with a common purpose to fulfill the City’s overall mission to provide responsive and responsible government.

DEPARTMENT MISSION:

To make Jacksonville the most clean, safe and healthy community in America so Jacksonville is the best place in the nation to live, work and raise a family.



DIVISIONAL FUNCTION AND HIGHLIGHTS

OFFICE OF THE DIRECTOR

FUNCTION:

To serve the citizens of Jacksonville by enhancing the quality of life through administration of regulatory programs to protect our natural environment and safeguard the public health, safety and welfare in a cost effective results-oriented manner. To provide financial and management support to its five divisions: Municipal Code Compliance, Environmental Quality, Mosquito Control, Behavioral Services, Senior Services and Animal Care and Protective Services.

HIGHLIGHTS:

- Manage the City's Energy Efficiency Community Block Grant (EECBG) program and Southeast Energy Efficiency Alliance grant program.
- Manage the City's Sustainability effort.
- Manage the Water withdrawal and water quality efforts.
- Manage the Landfill permitting effort.
- Manage the Project New Ground (ash clean-up) program.
- Oversee the City's Clean-it-Up, Green-it-Up program.
- Manage Compliance activities i.e., Municipal Code, Air Quality, Animal Control, and Mosquito Control.

ANIMAL CARE AND PROTECTIVE SERVICES

FUNCTION:

Animal Care and Protective Services is responsible for the enforcement of city ordinances under Chapter 462, and state statutes Chapters 828, 823, 767, and 386 that relate to the care and control of domestic and companion animals. The Division investigates animal cruelty and neglect, picks up stray animals, and addresses community concerns regarding animals. It also houses lost and stray animals, assists citizens with animal-related problems as well as providing educational information about animal care and safety to citizens. The Division places adoptable animals into new homes both directly through adoption and indirectly by utilizing a network of Pet Placement Partners. The Division provides pet licensing services to verify rabies vaccination and to assist in returning animals to their owners when they are lost. It oversees SPAY-JAX, a spay/neuter program for low income families. Furthermore the division receives funding from the General Fund, Spay & Neuter Rebate Trust Fund, Animal Cruelty Prevention & Training Trust Fund and Veterinary Services Trust Fund.

HIGHLIGHTS:

- Investigated bite cases, held dangerous dog hearings, and assisted with rabies management.
- Responded 65,654 times to issues created by 20,844 citizens in FY2012.
- Increased the live outcome of animals from 17% in FY2007 to 70% in FY2012.
- Handled 16,977 live animals and removed 1,400 dead animals from roadways.
- Named Outstanding Animal Control Agency in Florida in FY2012.

MOSQUITO CONTROL

FUNCTION:

The function of Mosquito Control Division is to educate the public, provide response and relief to citizens on mosquito issues and to protect the public health by suppressing mosquitoes capable of transmitting disease.

HIGHLIGHTS:

- Heavy storms during 2013 filled low areas with standing water over the summer but failed to produce the expected countywide mosquito surge. During Fiscal Year 2013, 3,227 service requests (CARE Issues) were received, the lowest number since 2010. Service requests are likely to return to an historical average next year at more than twice the number from 2013 as residual standing water turns eutrophic over winter.
- West Nile virus remains the chief medical concern of mosquito control. Only two human cases of West Nile fever were confirmed in Jacksonville during 2013 (down from 29 cases during 2012); however, 60% of sentinel chickens were infected with the virus during the summer. Neighboring counties also experienced the endemic presence of WN virus in Northeast Florida.
- 2014 will present challenges for Mosquito Control Division to meet performance objectives with the existing equipment and strategies. The aerial fleet is currently reduced to one spray helicopter while large-scale planned unit developments (PUDs), such as Bartram Trail, have outpaced the division's ability to service modern residential housing county-wide with ground vehicles. Innovations in scheduling and timing of treatments will be pursued to improve service impact while seeking to maintain season-long response capability.

SELECTED PERFORMANCE STATISTICS

	FY 2010-2011	FY2011-12	FY2011-13
Service Requests:	6,916	8,919	3,227
Field Inspections:	2,879	2,741	2,800+
Truck ULV Missions:	539	606	458
Catch-basins (inspected/treated):	54,452/34,320	38,840/24,251	44,255/21,506
Tires & Containers (inspected/treated):	15,872/2,435	5,033/1,201	12,306/3,296
Mosquito Trap Samples Collected & Analyzed:	1,985	1,713	1,500+
Sentinel Arboviral Blood Samples Drawn:	492	827	592
Aerial Adulticide Treatment (acres):	303,974	449,685	30,480
Ground Truck Adulticiding Treatment (acres):	327,889	389,498	254,138
Human Mosquito Disease Cases (county):	20 WN cases	29 WN	2 WN
Customer Satisfaction Score (5-point Liker)	4.5	4.63	4.6

HOUSING AND COMMUNITY DEVELOPMENT**FUNCTION:**

The Housing and Community Development Division administers and operates Jacksonville's affordable housing programs, supports neighborhood development in the city and assists with a variety of structural and organizational improvements. Additionally, the division is designated as the official housing agency for the city for affordable housing and all other similar matters except those for which the Jacksonville Housing Authority is responsible. An 11-member Housing Commission advises, oversees and provides guidance to the division. The division rehabilitates and redevelops slums and blighted areas, fosters town center initiatives and is responsible for relocating people displaced by these activities. The division also coordinates activities with six Citizen's Planning Advisory Committee (CPACs). The division administers the Community Development Block Grant (CDBG) program awarded annually to the City of Jacksonville through the U.S. Department of Housing and Urban Development (HUD). CDBG program funds are sub-granted annually to public and private non-profit agencies that are responsible for developing and implementing programs that principally benefit low and moderate-income citizens or aid in the prevention or elimination of slums and blight. Awards are made to projects that best meet program eligibility requirements and address prioritized needs.

HIGHLIGHTS:

- In the 38th CDBG year (October 1, 2012 through September 30, 2013) the City of Jacksonville expects to receive \$5,386,523 from the U.S. Department of Housing and Urban Development (HUD) which will be used for eligible community development activities throughout Duval County. Of that, we estimate \$5,111,523 (94.89%) of CDBG funds will be used for activities that benefit persons of low and moderate income as indicated in Section III Fiscal Year 2012-2013 Proposed Projects of the City's Consolidated Plan.
- HOME Investment Partnership Program - The City of Jacksonville will utilize \$2,278,025 in HOME funds received from HUD in the furtherance of increasing the availability of decent, safe and affordable housing for individuals below 80% of the area median income.
- Housing Opportunities for Persons with AIDS (HOPWA) Program - The City of Jacksonville will receive \$2,584,823 from HUD, which will be used by non-profit agencies to carry out activities that address the priority needs and community identified objectives associated with housing persons with HIV/AIDS. The geographic area of the Jacksonville Eligible Metropolitan Area (EMA) is comprised of Duval, Clay, Nassau, St. Johns and Baker Counties.
- Emergency Solutions Grant (ESG) Program - The City of Jacksonville expects to receive \$528,788 from HUD which will be used for the prevention of homelessness.
- The Neighborhood Stabilization Program (NSP) is a federally-funded program designed to address the problem with rising foreclosures in the Jacksonville community. The City of Jacksonville received \$26.2 million dollars as a grant through HUD under Division B, Title III of the Housing and Economic Recovery Act (HERA) of 2008, which provides grants to all states and selected local governments on a formula basis. The City is targeting foreclosed and abandoned properties in zip codes 32206, 32208, 32209, 32244 and 32254 based on a review of greatest needs.
- The Neighborhood Stabilization Program (NSP3) is a federally-funded program designed to address the problem with rising foreclosures in the Jacksonville community. The City of Jacksonville received \$7.1 million dollars as a grant under the Dodd-Frank Wall Street Reform and Consumer Protection Act of 2010. The City is targeting foreclosed and abandoned properties located within the Eastside-Springfield area.

ENVIRONMENTAL QUALITY

FUNCTION:

The Environmental Quality Division (EQD) administers and monitors the City of Jacksonville's air and water resources with specific focus on pollution control. Thus, EQD enforces laws related to: air, odors, noise, surface water, groundwater, underground storage tanks, hazardous wastes, and emergency response (hazardous materials). The Environmental Quality Division creates a cleaner, safer environment; thus, improving quality of life and fostering greater potential for economic growth and development with less governmental restrictions on future growth.

HIGHLIGHTS:

- The Air Pollution Control Branch continues to: inspect all major and minor air pollution sources; permit all minor air pollution sources in Duval County; operate and maintain eleven (11) ambient air monitoring sites to ascertain compliance with federally mandated National Ambient Air Quality Standards; and annually respond to over 800 citizen complaints of air pollution and noise pollution.
- The EQD's laboratory provides analytical support for: water pollution's biological sampling in accordance with the Mayor's River Initiative/Accord; water pollution's sampling for compliance with the City's NPDES stormwater permit and Basin Management Action Plan (BMAP) requirements; air pollution's ambient air toxic assessment; and air pollution's ambient air quality monitoring efforts.
- The Emergency Response Activity's staff participated in over 300 hazardous material incidents throughout Duval County annually.
- The Surface Water Pollution Activity staff continue to inspect and monitor the Jacksonville streams and tributaries to maintain compliance with the City's NPDES stormwater permit and BMAP.
- The Groundwater Resources Branch staff permit and monitor well construction and the quality of the Floridian Aquifer (the primary drinking water source in Jacksonville).

MUNICIPAL CODE COMPLIANCE

FUNCTION:

Municipal Code Compliance Division (MCCD) inspects properties to determine existence of JOC Chapter 518 Property Safety/Maintenance and Chapter 656 Zoning codes violations and enforces codes to achieve compliance of observed violations, via compliance by owner, contract compliance, *Warning/Paying Citation* process, or Special Magistrate adjudication. Chapter 518 addresses the following public health and safety issues: unsafe structure violations; commercial and residential minimum building standards violations; abandoned/junk vehicle violations, and; environmental nuisance violations. Chapter 656 addresses local zoning code standards. If owners fail to correct violations, the division refers enforcement cases to a Municipal Code Enforcement Special Magistrate for adjudication and subsequent Orders to Correct and/or fines, issues *Paying Citations*, or directs abatement of nuisance or unsafe structure violations by city contractors.

HIGHLIGHTS:

- During FY 2011-2012, MCCD code enforcement and contract compliance field personnel conducted 114,616 inspections city-wide and established 44,161 enforcement cases. Code Compliance field personnel pro-actively cited 24,599 (55.7%) of enforcement cases during the same period; pro-active enforcement includes citing adjacent properties in violation during investigation and conducting numerous comprehensive neighborhood systematic inspection team projects. Also, Municipal Code Compliance Division's Code Compliance Officers and Sr. Officers issued 722 citations for sign litter violations in public areas (rights-of-way).

CITY OF JACKSONVILLE, FLORIDA

- During FY 2011-2012, due to owner(s) failure to correct outstanding code violations, MCCD directed, via contract compliance: 7,229 nuisance abatement projects; 966 board-ups of vacant/open structures; 147 demolitions of unsafe (condemned) structures, and; towing of 687 abandoned/junk vehicles.
- Division personnel routinely attend community, neighborhood, and civic association meetings, in addition to all CPAC meetings, some SHADCO meetings, and all Sheriff's Neighborhood Walks.

OFFICE OF ECONOMIC DEVELOPMENT

DEPARTMENT VISION:

The OED works to recruit and expand higher-wage job opportunities; promote and encourage private capital investment; promote and leverage investment in economically distressed areas; increase the growth and expansion of small business; promote a healthy and vibrant downtown; manage the redevelopment of Cecil Commerce Center; and attract film and television productions and large sports and entertainment events to Jacksonville.

DEPARTMENT MISSION:

To develop and execute policies that result in sustainable job growth, rising personal incomes, a broader tax base, and a higher quality of life for the Citizens of Jacksonville.

DIVISIONAL FUNCTION AND HIGHLIGHTS

OFFICE OF ECONOMIC DEVELOPMENT

FUNCTION:

Office of Economic Development

The Office of Economic Development (OED) negotiates economic incentive packages for the City, provides staff to the City's Enterprise Zone and support to City Council in its Community Redevelopment Agency role. The OED also provides support to City Council as industrial development authority, manages Cecil Commerce Center, manages and operates the Sports Complex and manages the Film and TV Office. The OED also acts as the Mayor's Principal Economic Advisor for countywide economic infrastructure and real estate development, existing business retention and expansion as well as land use structure tools and incentive dollars.

Jacksonville Small and Emerging Business Office

The Jacksonville Small and Emerging Business Office (formerly Equal Business Opportunity or EBO) promotes fair and equitable opportunities to all vendors participating in the Jacksonville Small and Emerging Business (JSEB) program in the city of Jacksonville's procurement process. Additionally, the office strives to strengthen and build positive relationships between community business owners and local government.

Office of Public Parking

The function of the Office of Public Parking is to administer parking services to include: Process parking facility invoices and payments, maintain parker records and facility access cards, assist citizens in answering parking-related questions and setting court dates to dispute citations ; process parking permits, enforce parking regulations; maintain and operate parking facilities; install and maintain parking meters; ensure the security of, and the accurate deposit of, funds collected; administer vehicle for hire and vehicle regulation programs, and to conduct vehicle inspections for school buses and vehicles for hire.

Office of Special Events

The Office of Special Events produces events which enhance the quality of life and culture for the City of Jacksonville and its visitors. Activities promoted foster positive economic development and the team of creative professional serve as a resource for event promoters and planners. In addition to the events, the Office of Special Events manages the scheduling of Metropolitan Park and Hemming Plaza facilities for public use, and permitting of events on city property or those which affect city property streets with attendance of 500 + attendees.

Sports and Entertainment

The City of Jacksonville's Sports & Entertainment Office enhances the region's economy by attracting special events and sports organizations to the First Coast. The sports office helps develop and coordinate sporting and entertainment events and actively promotes the facilities owned by the City of Jacksonville, and serves as an in-house event production, marketing and advertising agency for regional sporting events, bringing millions of dollars to the region each year.

HIGHLIGHTS:

Jacksonville Small and Emerging Business Office

- The number of contracts reviewed for goal participation was 322 in FY 13.
- The number of JSEB applications received and reviewed for approval was 317 in FY 13.
- In FY 2014, the JSEB Office will continue to promote growth by administering the Jacksonville Small and Emerging Business Program and maximize the opportunities for small businesses to participate in procuring goods and services in partnership with the City of Jacksonville by:
 - Decreasing the number of days to review JSEB applications from 60 to 30 days
 - Decreasing the number of days to review bid specifications and RFP's from five to two days
 - Increasing the number of site visits from two to six per month
 - Increasing JSEB customer survey responses to 200
 - Increasing community outreach events from one to four events per month
 - Increasing the number of newly certified JSEB applications by five each month

Office of Public Parking

During FY 13, the Office of Public Parking completed the following::

- Generated approximately \$635,000 in net revenue on income of almost \$4 million.
- Took over management of the City-owned Library Garage.
- Introduced credit card payment options.
- Implemented a trial of an innovative parking meter smartphone app (Parker).
- Hosted food trucks at our Main and Forsyth Lot.
- Worked with the City Council Vehicle for Hire sub-committee on legislation allowing Digital Dispatch Services.

Sports and Entertainment

Previous and upcoming events include:

- Taxslayer.com Gator Bowl
- Davis Cup
- US Women's Soccer game vs. Scotland
- MLS Preseason Match
- Florida vs. FSU Baseball Game
- The PLAYERS
- ESPN Friday Night Fights
- NBA Preseason Game
- Florida/Georgia

Office of Special Events

The City of Jacksonville's special events are culturally diverse and family friendly. We continue to produce high-quality events which serve to improve the quality of life for the citizens of Jacksonville and visitors by way of low-or no-cost events. The Office of Special Events contributes to the economic impact of the region and helps increase the positive perception of downtown.

Film & TV

- Projects Permitted in FY13: 44
- Production Days:113
- Direct Economic Impact: \$849,250



OFFICE OF ETHICS, COMPLIANCE AND OVERSIGHT

DEPARTMENT VISION:

To establish and expand the ethics programs of the Consolidated City of Jacksonville, its Constitutional Officers, and independent agencies as stated in the city's Charter (Article 1, Chapter 2) and in the Ethics Code (Section 602 Part 6); specifically, to establish a centralized independent citywide office to coordinate and address ethics issues. In order to accomplish this vision, the following activities will occur:

- Implement citywide ethics training;
- Ensure compliance with all local and state ethics laws;
- Investigate situations involving fraud, waste, corruption and conflicts of interest;
- Administer a confidential Hotline;
- Organize a citywide Ethics coordination Council with representatives of all departments and agencies of the city in order to avoid duplication of ethics resources and to share best practices in combatting corruption;
- Review local laws in ethics and make recommendations for changes;
- Advise officials on ethics matters;
- Act as staff for the Ethics Commission.

DEPARTMENT MISSION:

To make the Ethics program of the consolidated city of Jacksonville fully compliant with national federal guidelines for anti-corruption activities and to continually evolve to match national best practices in ethics programs so that citizen trust in government is increased and that public officials find the ethics laws and policies easy to understand and apply.

DIVISIONAL FUNCTION AND HIGHLIGHTS

OFFICE OF ETHICS, COMPLIANCE AND OVERSIGHT

FUNCTION:

The Office of Ethics Compliance and Oversight, formerly known as the Ethics Office, and the Ethics Officer have been established pursuant to Chapter 602 of the Ordinance Code, and by Executive Order of the Mayor.

The purpose of the Office of Ethics Compliance and Oversight is to ensure compliance with the many rules and regulations established by state and local law; and to expand training and awareness of City employees as to their need to make legal, enlightened, and morally responsible choices in their relationships with others and their public/private interactions.

The Office of Ethics Compliance and Oversight works in coordination with the Ethics Commission, the Office of General Counsel, Departmental Ethics Officers, and the leadership of the various branches and agencies of government, to assure more transparency and trust in government, and to encourage ethical and responsible decision making. The office monitors a City-wide hotline to help identify, address, root out, or explain behavior that raises appearances of impropriety in government.

Ordinance 2012-085-E moved The Office of Ethics Compliance and Oversight from being administratively housed in the Office of General Counsel, formerly labeled as the Ethics Office, to being its own independent department.

HIGHLIGHTS:

- VOLUNTEERS; Former FBI agent, Mike Boyle; Cole Cartledge (former head of Governmental Operations for the city); 5 Law Interns and others.
- UNF COMPUTER PROJECT; free work provided by students to the City on software for lobbyist information and the Value Adjustment Board; value to city in excess of \$100,000.
- ADVICE Over 111 situations considered by the ECO director who gave advice on gifts/travel/secondary employment and conflicts.
- INVESTIGATIONS/INQUIRIES; ECO director looked into 23 situations; 12 now closed. These are in the nature of fraud/waste/HR problems; used to be Inspector General cases.
- TRAINING; many ethics training sessions done throughout the city (see report for list).
- COMPLIANCE; state Ethics Commission financial disclosure requirements--100% compliance in 2012 (should also be 100% in 2013).
- HOTLINE; ECO director handled all incoming calls on the city's Hotline.
- LEGISLATION; advice to Council members on potential new ethics laws (local Sunshine law; Whistleblower law; travel laws)
- There were 26 complaints filed with the Ethics Commission. Three are still pending; one resulted in a state Ethics Commission Advisory Opinion (travel as a gift). All were handled prior to any probable cause hearing.

OFFICE OF GENERAL COUNSEL

DEPARTMENT VISION:

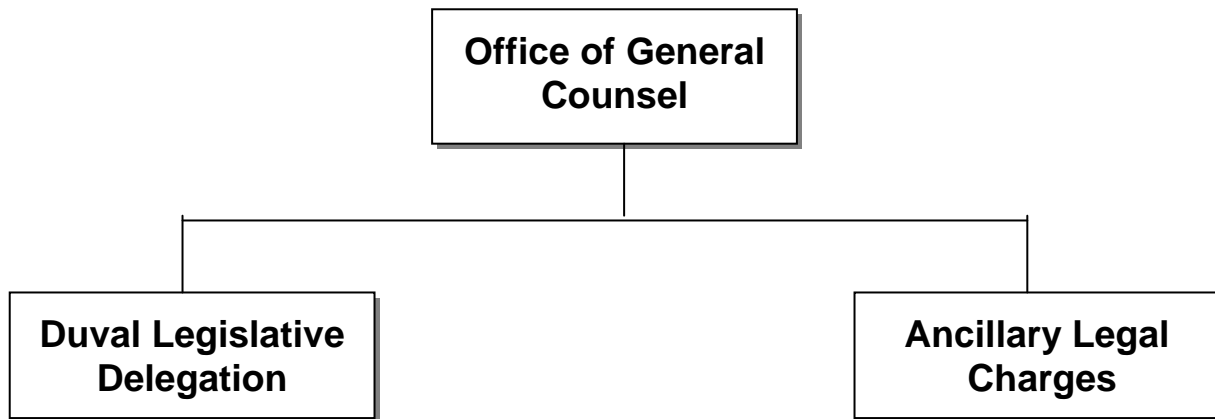
To be open and accessible to our clients, the Consolidated City of Jacksonville, its Constitutional Officers, the Duval County School Board, and the independent agencies (our “Clients”) and ensure that they have the legal services necessary to perform their missions and goals.

Accomplishment of this vision will be assisted by the following:

- Hiring and retaining exceptional legal talent and support services.
- Maintaining good communication with our Clients to ensure that they have the latest information necessary from the Office of General Counsel to further their respective goals and avoid expensive legal disputes.
- Working with the consolidated government to heighten efficiency and lower costs within the Office of General Counsel.
- Approaching each expenditure as if the money were our own.

DEPARTMENT MISSION:

To provide the highest quality legal services to the City of Jacksonville and its Independent Agencies.



DIVISIONAL FUNCTION AND HIGHLIGHTS

ANCILLARY LEGAL CHARGES

FUNCTION:

Ancillary legal charges are the external professional fees and costs incurred in litigation and transactional representation including but not limited to: court reporters, experts, special counsel, witness fees, deposition fees and other costs associated with providing legal representation. From its inception, the Ancillary Legal Charges account provided a clearing house for the payment of litigation and professional services to the Consolidated Government. All charges are scrutinized and approved, and all services are monitored and overseen by the Office of General Counsel.

DUVAL LEGISLATIVE DELEGATION

FUNCTION:

This is a support office for State Senators and Representatives, and their staff serving Duval County. Also serve as the administrative assistant to the Mayor's State Policy Advisor. The Office provides services to all departments, agencies, independent agencies and elected officials of the City of Jacksonville in addition to citizens.

HIGHLIGHTS:

- Continued enhancement of the Duval Delegation's website and public informational processes so as to provide local community access to the legislative process.
- Provided support to the Senate Select Committee on Gaming during Jacksonville's meeting.
- Assist the new ECO Coordinator with transition regarding the Ethics Commission.

OFFICE OF GENERAL COUNSEL

FUNCTION:

The office provides legal services to all Departments, Agencies, Independent Authorities and elected officials of the City of Jacksonville, including document drafting and review, advice, counsel and advocacy as well as the prosecution and defense of claims or positions. The operations of the Office of General Counsel and the services it provides are divided into the following specialty areas: Government Operations and Commercial Law, Real Estate and Procurement Law, Land Use and Environmental Law, Legislative Affairs, General Litigation, and Tort Litigation.

HIGHLIGHTS:

- Continue the focus on providing front-end participation in City negotiations and initiatives for the purpose of avoiding and limiting legal exposure and multi-million dollar liability.
- Address the growing needs for legal services of the independent agencies and constitutional officers.
- Continue to provide quality cost effective representation to the consolidated government in a variety of legal disciplines in order to best protect its legal and fiscal interests

OFFICE OF THE SHERIFF

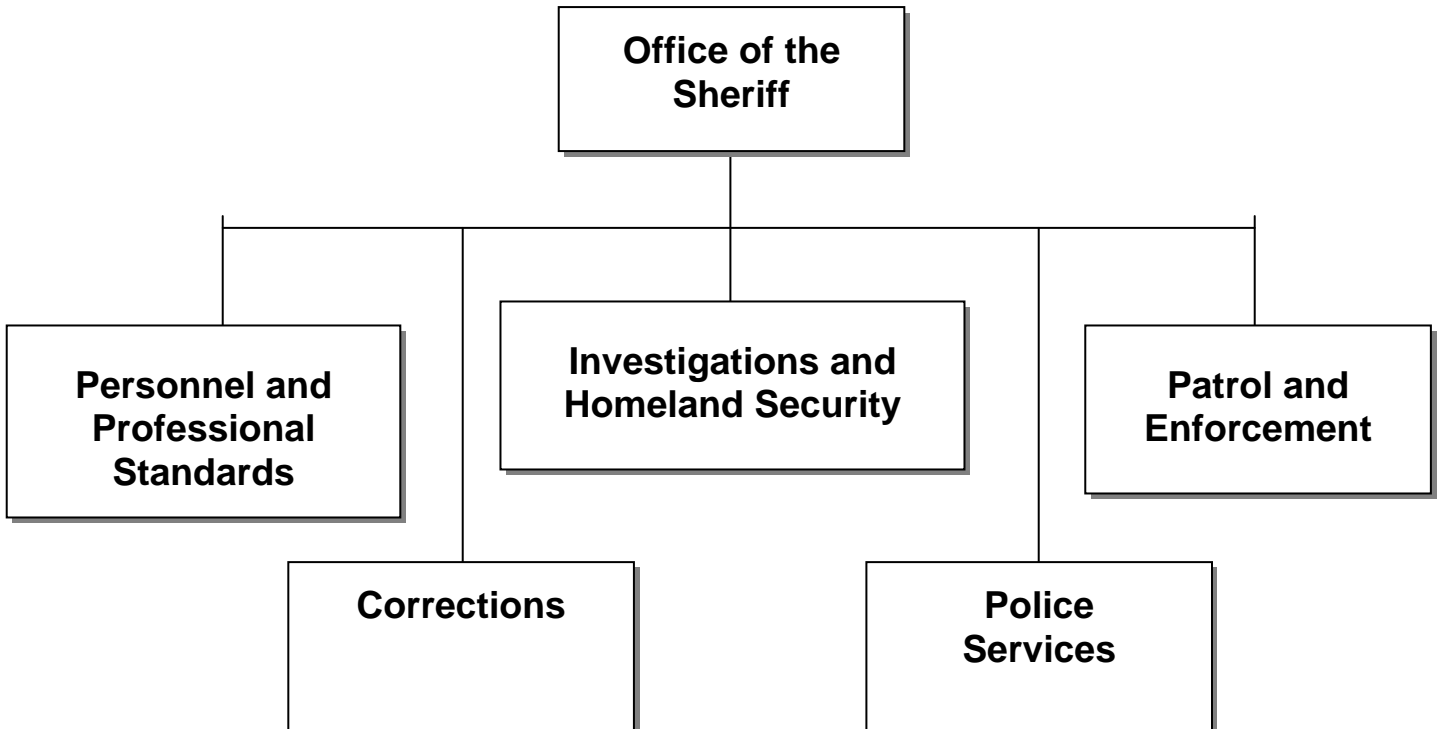
AGENCY MISSION:

The mission of the Jacksonville Sheriff's Office is to protect the lives and property of the citizens of this community, to preserve the peace, and to prevent crime and disorder while constantly guarding personal liberties as prescribed by law.

To achieve our mission we must develop and provide:

- A well-trained and disciplined patrol force capable of assessing and responding to the changing needs of the community it serves, to include delivering swift emergency response when required.
- A proactive traffic enforcement program designed to regulate traffic movement and assure safe and expedient travel on city streets.
- A skilled and experienced investigative team for bringing criminal offenders to swift and impartial justice.
- A community relations effort charged with educating the public about law enforcement issues with emphasis on the community's role and responsibilities with respect to the prevention of crime.
- An unrelenting quest to eliminate organized crime and vice violations, with special emphasis on those associated with the distribution and sale of illegal drugs.
- Facilities for secure, humane, corrective and productive detention of those awaiting trial as well as those already sentenced.

The Jacksonville Sheriff's Office recognizes that we cannot fulfill our mission without community support. It is imperative that a dialogue characterized by mutual trust and open and honest communication is maintained between this agency and our community. It must include a willingness to continually examine and modify policies and procedures to assure that our mission is accomplished in a manner compatible with the best interests of the community.



DEPARTMENTAL FUNCTION AND HIGHLIGHTS

OFFICE OF THE SHERIFF

FUNCTION:

To provide overall leadership, direction and management for the Office of the Sheriff and all of its employees. Offers support and conducts oversight of agency activities that have system wide impact. These activities include strategy development, continuous improvement activities, interagency initiatives, legislative initiatives, law enforcement information systems, crime analysis, community relations, external communications, internal investigations and accreditation/inspections.

HIGHLIGHTS:

- Among the most noteworthy activities of the FY 2012-2013 year was the austerity with which the Jacksonville Sheriff's Office continues to operate.
 - Through careful management of all operations, divisions and departments, cuts and savings were once again returned to the City of Jacksonville's General Fund. Again, this was done while continuing to sustain the reductions in crime, overall, as evidenced in the FBI's Uniformed Crime Report*
 - The City Council worked tirelessly to avert the closure of a corrections facility and prevent the layoff of literally hundreds of officers, as an untenable "extraordinary lapse" in the FY13-14 budget was initially proposed.
 - In the coming year the Sheriff's Office is committing to support efforts by the City to address the unfunded liability of the two public pension funds; while also working to preserve the desirability of this Agency as an employer. In FY 2012-13 the JSO continued a dangerous trend of an increase in the number of employees planning to retire before achieving significant tenure levels (20 years of service, as opposed to the historical 25-30-and 35 years of service thresholds) and a greater number of officers leaving our employ to become police and corrections officers elsewhere. This is unprecedented. The city's budget issues, combined with the pension issue, have made recruitment more challenging than ever before.
- We completed our first full year without the Community Service Officer program. The loss of these "force multipliers" on our roadways and assisting with non-criminal crashes and other minor offense had a large impact on delivery of police services city wide. A slight uptick in officer response time was the result. In the next budget cycle the Agency is planning to move toward the reinstatement of this program, although its ability to attract and retain young applicants will be greatly compromised by its historical unsustainability due to the City's budgetary issues.
 - This past year the JSO was forced to ask the Florida Highway Patrol to resume its responsibilities for traffic crashes on state roadways in three of JSO's six patrol zones. This was necessitated by the loss of the CSO program and the reductions in our policing force (layoffs of FY 2011 and total elimination of additional police positions in FY 2012.) The agency continues to work closely with FHP to mitigate inconvenience to citizens, but those roadway crashes handled by FHP have resulted in an increased wait for service, equaling dissatisfaction for drivers. Through additional state funding, FHP is working to recruit and hire additional troopers to help in this region.
- All five of JSO's Departments continue to demonstrate this agency's leadership and subject matter expertise both regionally and nationally. Through our leadership in the arena of state policy, legislators are working closely with the Sheriff and members of his staff to lend expertise as they address laws dealing with convicted violent sexual predators to the possible legalization of casino-style gambling in Florida. Locally, the JSO continues to work with members of the City

CITY OF JACKSONVILLE, FLORIDA

Council to achieve whatever economies of scale are possible through changes and improvement to the processes in purchasing to improved collaboration with City ITD.

- Continuing to innovate, the JSO led the Domestic Regional Security Task Force in the development and launch of a public awareness campaign about domestic terrorism (IWATCH) for a 13-county regional area. This directly impacts the robust and vital work of the regions Fusion Center, which is led by the JSO.
- Those officers reaching the rank of Sergeant (or higher) continue to receive media relations training from the Public Information Unit, resulting in our ability to address the public on issues of concern, such as “on scene” updates and whenever public communication is needed. Subject matter experts from throughout the agency work with the PIOs to ensure our messages and web/social content reflects the most current and helpful information to solve and prevent crime in our community. Connectedness with citizens has a direct link to our ability to solve and prevent crimes, as well as support the agencies goals related to citizen engagement and transparency.
 - The Jacksonville Sheriff’s Office Public Information programming was recognized as a national leader in connecting with the public, receiving the ranking of #5 Best Social Media Friendly Law Enforcement Agencies in the country – with more You Tube; Facebook; Website; Twitter; and Instagram interactions than almost all other agencies in the nation.

*Mid-Year 2013 crime reports provided by FDLE show the Jacksonville Sheriff’s Office, as of June 2013 with more than a 5% overall reduction in Part I crimes, when compared to mid-year 2012..

CORRECTIONS**FUNCTION:**

To provide detention for sentenced and un-sentenced arrestees. Three correctional facilities provide and promote rehabilitation, vocational training and educational opportunities. Additionally, the division provides medical, psychiatric and other federally mandated services to inmates. Re-entry services are provided to local, state, and federal offenders returning to our local community. These services are delivered through the "Portal of Entry" known as Jacksonville Re-Entry Center (JREC). Correctional programs are designed to aid in the reduction of recidivism by offenders. The Jacksonville Sheriff's Office (JSO) Department of Corrections is committed to being responsive to the community, offering services that are restorative in character and responsible to their commitments.

HIGHLIGHTS:

- The average length of stay in our correctional facilities shows a slight increase from 2012 to 2013. Jail population averages 3300 inmates per day.
- The Dual Certified Officer (DCO) Program provides to the agency the equivalent of more than 27 police positions; allowing officers to remain in service on the street and not at the jail for bookings.
- The DOC Intelligence Unit continued to intercept and track criminal behavior inside of our correctional facilities, and was involved in more than 100 hundred felony cases, providing evidence and intelligence to the prosecutors and courts.
- In FY 2014, the Montgomery Correctional Center (MCC) will be completing construction of a 4800 Square Foot clinic. This building will replace two dilapidated trailers that are currently used to provide medical services for MCC's rated capacity of 648 inmates. After the work by the contractor, we will use "Trustee" labor to complete the interior of the clinic and connecting walkways. The funding for this construction has been acquired from the Inmate Welfare Fund *at no cost to taxpayers*.
- MCC personnel partnered with the City of Jacksonville Disabled Services Division to manufacture ADA related fixtures with inmate labor for a savings of more than \$200,000, when compared to making these purchases on the open market.
- The Community Transition Center (CTC) is in the process of a substantial renovation, working with Public Buildings and using inmate labor along with the skills of MCC employees to repair and replace fixtures in the inmate housing areas. Just last year the budget crisis had this facility and its renowned drug treatment program on the chopping block.
- Corrections Health Services Division continues to provide treatment that is effective and more efficient than outside services would cost. We continue to grapple with the poor health of the inmate population, and this past year made great strides in controlling pharmacy cost. Contracts are in place to continue to decrease the cost of prescriptions this fiscal year.
- The Jacksonville Reentry Center was placed under the budget of the Jacksonville Sheriff's Office and is partnering with community based organizations to maximize available services.
- The Jacksonville Sheriff's Office Department of Corrections is one of six agencies **nationally** selected by the National Institute of Corrections to participate in the "Transition from Jail to Community" (TJC) research project. As a result of participation in the project, a recidivism risk screening tool has been added to our booking process, and an assessment of criminogenic needs was selected to be a part of cognitive behavioral programming (Thinking for a Change, T4C) designed to decrease recidivism. Inmates who successfully complete T4C will be eligible for JREC services and aftercare upon release.

INVESTIGATIONS AND HOMELAND SECURITY**FUNCTION:**

To provide follow-up investigations of the most serious crimes that includes both crimes against persons and property crimes impacting the citizens of Jacksonville. Highly trained and skilled investigators utilize advanced interview and interrogation techniques, cutting edge technological advancements, and proven forensic evidence practices.

HIGHLIGHTS:***Investigations***

- Several high profile investigations, all concluded successfully, that included with the successful arrest of a suspect that committed 13 residential burglaries; a suspect that committed 6 business burglaries to Family Dollars stores; And a suspect that was arrested for committing 9 business burglaries to Asian Restaurants and Dry Cleaners.
- Two suspects were arrested for a complicated fraudulent housing rental scheme (Adverse Possession) of 13 separate victims/residents.
- The Burglary unit has worked closely with Construction companies to constantly educate them about reducing appliance thefts in homes under construction. Additionally, several citywide new construction sting operations were conducted throughout the year. The results showed that while new housing starts in Jacksonville were up from 2012 to 2013, appliance theft was down during the same period.
- Scrap Metal: The task force (S.C.R.A.P.) works closely with local, state and federal agencies in an effort to combat illegal scrapping. In one case, several suspects were recycling specific alloys (Monel, Cupro-nickel, Yellow Brass, etc) at a local recycler. These are rare to find metals and commonly used in naval vessel applications. Our investigation was coordinated with NCIS and three suspects were identified and confessed to stealing the alloys from a military base, transporting the stolen goods across state lines, and selling to a local scrape metal recycler. Indictments are expected soon.
- A list of more “high profile” cases that concluded successfully, with arrests, can be identified, but investigators also spent many man hours and resources solving hundreds of lesser known crimes where businesses and individuals in our community were victims; from murder to rape to business burglaries and cold cases unsolved for years, the division members continue to contribute to JSO’s higher than average clearance rates in almost all categories of the FBI’s Uniformed Crime Reports.
- A federal grant for DNA testing enabled the Cold Case Unit to make arrests in two unsolved murders; one occurring in 1984 murder and the other in 1998.

Homeland Security / Narcotics-Vice Division

- The Intelligence Unit continues to focus on Jacksonville’s critical infrastructure: through protection and terrorism prevention. The unit is represented on the FBI’s Joint Terrorism Task Force and is a key player in the Northeast Florida Fusion Center. The agency also had key leadership in the Regional Domestic Security Task Force, the primary organization for domestic security responses and planning for a 13 county region in North Florida.
- One significant investigation dubbed “Shake and Bake” led to the arrest and federal indictment of a local man on charges of providing material support to a foreign terrorist organization.
- The Narcotics and Vice Units specialize in leveraging their specialized skills to assist in the overall JSO crime reduction efforts for the city of Jacksonville. Adaptability to change with criminal trends and tactics is a key strength. The Narcotics Unit reorganized to create a fourth street level Narcotics squad. This allowed a more intense focus on the street level drug trade that leads to other criminal activity. Additionally, the proliferation of electronic and digital evidence led to an increased workload for our Computer Forensics Unit who saw a 25% increase in their workload.

PATROL AND ENFORCEMENT

FUNCTION:

To provide the first-response emergency police services throughout the jurisdiction. Officers conduct follow-up field investigations, staff six substations, and provide specialized law enforcement services to citizens focusing on problem solving. In addition, these officers perform traffic control, crime prevention, special security services and community outreach. Community outreach efforts focus on crime prevention training to businesses, civic organizations, schools, youth and neighborhood watch groups.

HIGHLIGHTS:

- Citizen engagement continues to grow:
 - Membership in our Sheriff's Advisory Council increased;
 - Neighborhood Watch Programs continue to grow, with National Night Out participating moving to October for more comfortable weather;
 - Seniors Versus Crime initiative with the State Attorney General's Office is very successful, with senior "sleuths" aiding police in bringing to justice those that prey on this vulnerable population;
 - And our Community Affairs prevention and intervention initiatives in the community all enjoying heightened involvement with JSO.
- Patrol and Enforcement was projected to respond to over 450,000 calls for service in FY 12/13, in addition to responding to those activities that are "on viewed" for enforcement action.
- Patrol and Enforcement is continuing its commitment to Operations Safe Streets, a problem solving and enforcement program that targets the city's most violent neighborhoods. The initiative has shifted to focus more on a problem solving approach because that method has proven to sustain our continuing crime reductions.
- All six of Jacksonville's Patrol and Enforcement Zones enjoy a close working relationship with the Crime Analysis Unit, resulting in heightened success through our Intelligence Led Policing tactics, which have become an automatic way of doing business for the JSO.

PERSONNEL AND PROFESSIONAL STANDARDS

FUNCTION:

To provide human resource planning, recruitment, training, records and standards. Works to attract and retain high caliber employees for service to the community. Focuses on employee development, to ensure qualified, capable, highly skilled professional workforce. Additionally, to provide continuous improvement services to the agency, to examine processes and resources aimed at eliminating waste and improving effectiveness and efficiencies. Oversees specialized law enforcement management information systems hardware and software for all divisions of Jacksonville Sheriff's Office (JSO). Maintains all records in accordance with Florida Statutes, manages all five accreditation processes, ensuring that professional standards continue to distinguish JSO as "the" premier law enforcement agency.

HIGHLIGHTS:

- The Jacksonville Sheriff's Office Crime Analysis Unit (CAU) continued to share its expertise at National as well as International professional conferences on the subjects of technology, intelligence-led policing, and innovations in crime fighting, including:
 - The International Association of Chiefs of Police: presentation on Social Media Analysis.
 - Law Enforcement Information Management: presentation on Social Media Analysis.
 - International Association of Crime Analysts: four presentations on various crime analysis topics.
- The Information Systems Management (ISM) Unit partnered with the City of Jacksonville's Information Technology Division (ITD) for recognition as a Top Digital City.
 - Jacksonville was recognized as the #3 Top Digital City by the Center for Digital Government and the Digital Communities program;
 - The Jacksonville Sheriff's Office's ISM Unit's participation helped the ranking increase from #10 in 2012 when the Jacksonville Sheriff's Office ISM Unit did not participate.
 - Collaboration with city ITD continues, in the interest of discovering synergies that can be leveraged for continued excellence and efficiencies, while delivering superior customer service. One example: Information Systems Management (ISM) Unit reached a consolidation agreement with City of Jacksonville's ITD for internet services which will result in approximately \$40,000 annual savings.

POLICE SERVICES

FUNCTION:

To provide a wide variety of law enforcement support functions for the Jacksonville Sheriff's Office (JSO) including budget development, financial analysis, financial management, communication systems, property and evidence management, operating supply inventory management, contract services, records and identification services, fleet maintenance management, courthouse security, facilities management, and service of process and execution of writs. These essential services help to ensure that JSO policing divisions can concentrate on preventing and investigating crime, while operating efficiently and effectively in a fiscally responsible manner.

HIGHLIGHTS:

- The JSO Emergency Communications Center estimates FY 2014 call volume to be 1.4 million.
- The JSO successfully deployed new 911 phone equipment at JAX FIRE PSAP – funded by a 911 grant. JSO's new 911 phone system will be installed January 2014. The new phone equipment will expedite the location of callers and enhance call handling.
- Police Emergency Communication's Officers migrated to a new work schedule in Jan 2013 to effectively deploy staffing resources to address peak call volume demands.
- Security staffing for the Duval County Unified Courthouse, which includes staffing the courtrooms, building and monitoring of complex security processes and cameras requires 280 armed bailiffs, bailiff supervisors and civilian bailiff's, employed by the Jacksonville Sheriff's Office.



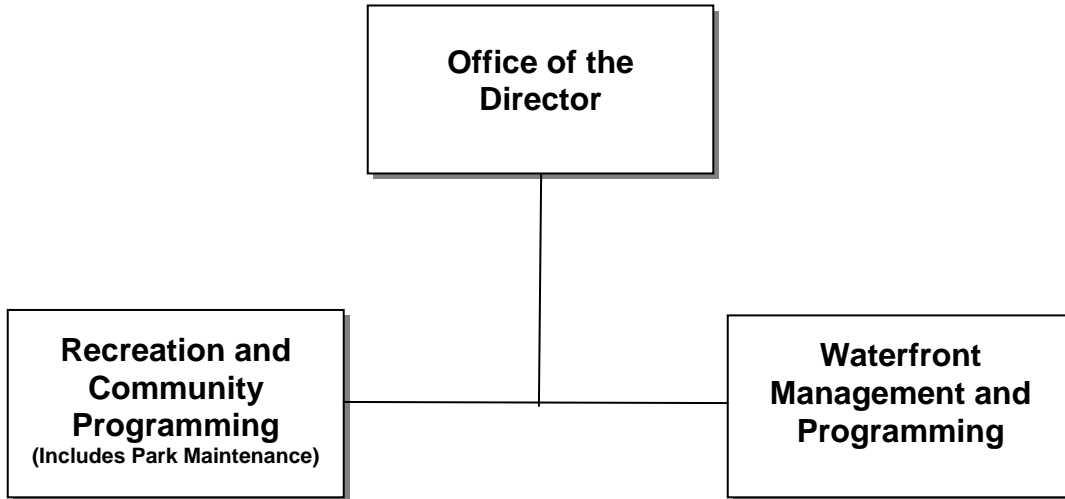
PARKS AND RECREATION

DEPARTMENT VISION:

Enhance the quality of life in Jacksonville by creating community through people, parks and programs.

DEPARTMENT MISSION:

Promote the health and well-being of all residents by providing diverse, year-round recreation and leisure opportunities.



DIVISIONAL FUNCTION AND HIGHLIGHTS

OFFICE OF THE DIRECTOR

FUNCTION:

The Office of Director provides executive, administrative and management direction for all divisions in the department. The Office also provides direct oversight and management for the Cooperative Extension Services, Parks Development and Natural Resources and JaxParks Community Relations.

HIGHLIGHTS:

- The Administrative Office assists with budget preparation and management, requisitions (purchasing) and receipting (invoice processing) as well as managing awards and contracts. During FY14, the Administrative Office will add an employee to manage contracts across the Department in order to bring all into full and sustained compliance, allowing the Department to expand partnership with non-profit entities providing services to the community. One intern was utilized by the Administrative Office during FY13, the intern focused on revenue posting and review of deposits ensuring receipts matched revenue deposited into department accounts.
- The Cooperative Extension Service, a partnership between the City of Jacksonville and the University of Florida's Institute of Food & Agricultural Sciences (IFAS), will continue to provide research-based educational information for over 174,000 Jacksonville residents in the areas of agriculture, homeowner & commercial horticulture, urban forestry, family & consumer sciences and 4-H youth development. Programming in Duval County serves the \$2 billion Agricultural industry through certification programs in pesticide application, commercial pest & lawn care and arborist training. In FY13, over 1,000 trained and certified volunteers assist with providing group learning events for Jacksonville residents.
- Six interns participated in the FY13 intern program under the direction of the Community Relations Office. Assigned projects introduced the students to video production, social media campaigns and graphic design. Completed projects include a new video series titled *Critter Corner* that teaches young children about animals in Northeast Florida and a social media campaign including a video competition to promote JaxParks twice-annual Tri-Jax Challenge triathlon. Intern projects that will continue into FY14 include the creation of an interactive parks map and rollout campaign and the design of a magazine-style parks resource guide to be distributed online.
- In FY14, the Office of Community Relations will increase efforts to expand social media marketing to promote JaxParks, Cooperate Extension Services, other department services and features and Mayor Brown's priorities. New emphasis will be placed on project and service-based messages for Facebook, Twitter and Google+, while continuing to promote events and programs. The office will also conduct training for department staff on the use of social media in improving awareness of department functions and mayor's office priorities. A "how-to" video series will be created to increase public understanding of park services, including the park permit process, how to navigate jaxparks.com and how to report a park maintenance concern. Video production capabilities will be enhanced to allow for more motion graphics elements conducive to creating this style of video with improved quality.
- The Parks Development and Natural Resource Management office completed Capital Improvement Projects costing approximately \$8.9M in FY13. William F. Sheffield Regional Park was a key addition providing fields and courts to the North Area of the City. The office completed numerous ADA improvements to ensure ongoing goals set by the Office of Disabled Services were accomplished. 3,665 volunteers participated in several projects providing 11,850 hours of donated labor valued at \$261,986. Capital Improvement Projects in FY14 will continue to increase green space, ADA access, multi-use trails and other active recreational opportunities throughout the City of Jacksonville. In FY14, the office will continue to develop, renovate and improve all City Parks.

- The addition of the Parks Development and Natural Resources Supervisor (PDNRS) to the Director's Office in FY13 has allowed for more thorough and efficient planning across districts by integrating the work of the Natural Resource Recreation Specialist and Parks Planner to unite aspects of planning that were not previously aligned and improved the efficiency of planning. The office staff now have additional technical expertise needed to apply for grants and manage a variety of projects which are key areas in improving the overall park system.

RECREATION AND COMMUNITY PROGRAMMING

FUNCTION:

The Division of Recreation and Community Programming provides active recreation opportunities to Jacksonville residents and visitors through programming at staffed community centers, youth and adult athletic leagues and seasonal swimming facilities. Included in this is operation of the Cecil Recreation facilities, an indoor year-round aquatic complex, tournament softball facilities, a community center and gymnasium. The Division also manages partnerships at non-city staffed community centers, and coordinates pavilion and center rentals and special use permits. The Division maintains more than 35,000 acres of park and preserve space to create a safe and aesthetically pleasing visit for all.

HIGHLIGHTS:

- Held the Grand Opening celebration for William R. Sheffield Regional Park on June 1, 2013 for over 300 participants. The 336-acre regional park includes an entranceway, parking, concession facility with restrooms, pavilions, grills, two soccer/football fields, small ponds, a paved walking trail and approximately 2.6 miles of nature trail.
- During FY13, Cecil Aquatics served 122,780 patrons. The Cecil Aquatic Facility further served the community by offering Learn to swim programs for patrons six months and up. The facility specifically served adult patrons by providing Aqua Aerobics and an early morning Lap Swim program. These programs help JaxParks promote healthy living year round for the City of Jacksonville.
- In FY13, JaxParks received a \$7K grant from Safe Kids of Northeast Florida which provided funds for 250 children to learn how to swim through the Department's Waterproof Jax Initiative which provides no-cost lessons.
- The Summer Nights Lights (SNL) program had over 38,000 attendees in FY13. SNL operated at 10 pools and seven community centers and provided multiple programs including swim lessons, swim safety, step dance, music production, creative art, nutrition, educational sessions, mentoring and robotics.
- The M3Zone afterschool program will operate at four community centers in FY14. 13 centers will offer supervised open recreation activities during the afternoon hours.

WATERFRONT MANAGEMENT AND PROGRAMMING

FUNCTION:

The Waterfront Management and Programming Division protects and maintains existing public land that is environmentally sensitive and culturally significant and acquires new land for preservation. The division also operates nature preserves and parks, offers environmental education programs and takes the lead in restoring and managing fragile ecosystems.

HIGHLIGHTS:

- Since April of FY13 when The City of Jacksonville closed on the 840 acre Seaton Creek property (aka Thomas Creek Battlefield), staff have installed boundary fencing, created non-paved parking areas, cleared an 8+ mile multi-use trail system and installed associated directional signage. The grand opening of the park is planned for early in mid FY14.
- A non-paved parking area, signage and approximately one mile trail system connecting to the over 4,000 acre Pumpkin Hill Creek Preserve State Park was established at Jim Wyngate Preserve. The grand opening is expected in mid FY14.
- The Division managed more than 20,000 acres by mechanical and chemical control of invasive exotic species, mechanical control of underbrush which can serve as fuel for wildfire and installation of fire-lines which also serve as public safety feature when wildfires occur. Staff completed several key projects including removal of the exotic Salt Cedar from Reed Island, removal of Old World Climbing Fern from Cecil Conservation Corridor and under brushing a portion of Huguenot Memorial Park. The City received a \$15K cost reimbursement from the Florida Fish and Wildlife Conservation Commission for the installation and management of fire-lines in and around the gopher tortoise habitat at Betz-Tiger Point Preserve in FY13.
- The Division will continue to host culturally significant programs in FY14 such as the Civil War reenactment event at Camp Milton Historic Preserve. The sixth annual event is scheduled for March 7th-9th.
- Staff worked in coordination with SORBA-Jax to install an additional two miles of biking trails at Kathryn Abbey Hanna Park and stabilize existing biking trails at both Hanna Park and Tillie K. Fowler Regional Park. Stabilization projects increase trail safety and make them more user friendly while reducing the impact to the surrounding natural environments.
- Major projects planned for FY14 include construction of the Sal Taylor Preserve trail head which will include restrooms and unpaved parking and a project to expand the Mayport Boat Ramp facility.

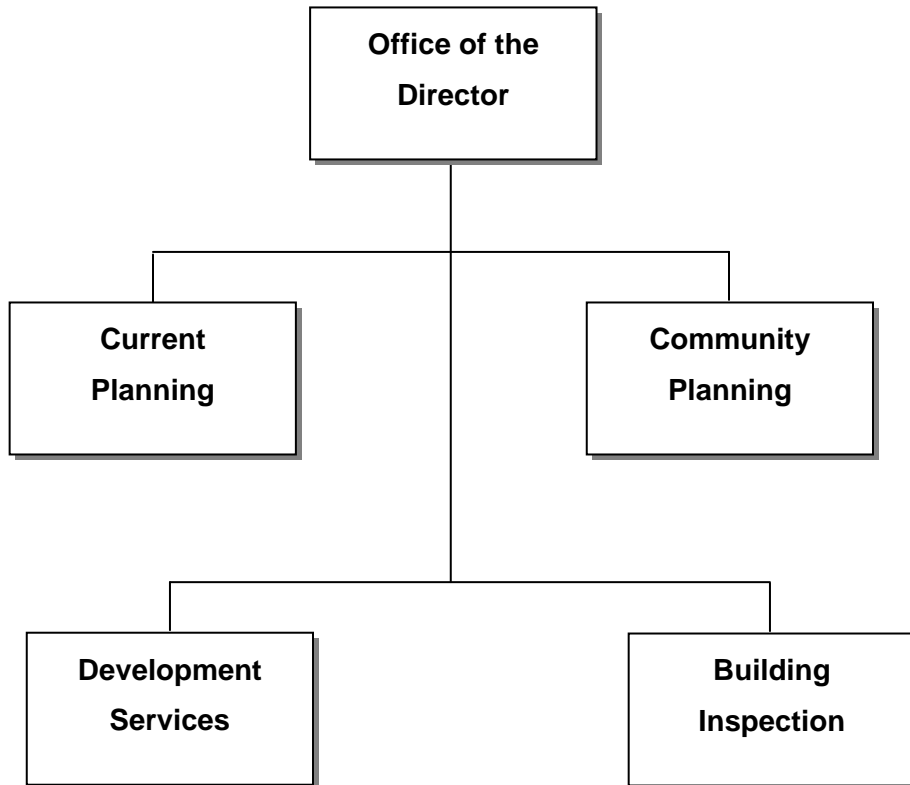
PLANNING AND DEVELOPMENT

DEPARTMENT VISION:

We strive to create a city of distinctive, healthy, and sustainable neighborhoods and to be a recognized leader in efficient and effective planning.

DEPARTMENT MISSION:

Provide sound planning services, a simplified regulatory and permitting process, and a shared city-wide vision for our natural and built environment.



DIVISIONAL FUNCTION AND HIGHLIGHTS

OFFICE OF THE DIRECTOR

FUNCTION:

The Office of the Director of Planning and Development provides technical, financial, managerial, and administrative support to the Department and associated boards and commissions.

HIGHLIGHTS:

- Review changes to the City of Jacksonville's Zoning Code for consistency with the 2030 Future Land Use Element.
- Develop guidelines for context-sensitive streets.
- Implement the 2030 Mobility Plan.
- Implement Vision Plans for the City of Jacksonville.
- Streamline the regulatory review process for historic and urban neighborhoods.

BUILDING INSPECTION

FUNCTION:

The Building Inspection Division (BID) is responsible for ensuring that existing and future developments and construction comply with the Florida Building Code and the City of Jacksonville's building ordinances. The Division's primary roles are to ensure the safety of buildings and related landscapes by performing inspections and enforcing building, electrical, plumbing, mechanical, and other related City codes. In addition, the Division performs reviews of various permit applications and plans examination.

HIGHLIGHTS:

- Technical guidance and training will be provided to staff and customers of BID in connection with the upcoming 2013 edition of the Florida Building Code, slated for release in 2014.
- Provide current information to the public for records through BID's website and archives.
- Continue the development of high standards to comply with the requirements of BID's accreditation from International Accreditation Service (IAS):
 - Re-engage Quality Assurance/Quality Control (QA/QC) group to start reviewing operational standards in plan review and inspection services.
 - Roll out electronic plans review for all permitting types and sizes. Improve processes on the current BID computer system.
 - Better distribute work load and personnel for all types, sizes and volume of permits and requests submitted by BID clients.
- Detect, review and investigate all life safety/code issues for all existing/new construction issues on commercial and residential projects for plan review and inspections.
- Continue to evaluate the revisions to the 2013 Florida Building Code and suggest several key changes that may be made for the next code cycle.
- Attend state and local trade organizational meetings to inform and to be informed of current trends.

COMMUNITY PLANNING

FUNCTION:

The Community Planning Division's primary purpose is to maintain, amend, and monitor the Comprehensive Plan of the City of Jacksonville. This role includes many diverse planning efforts in the areas of capital facilities, land use, parks, brownfields, transportation, historic preservation, and neighborhoods. These broad-range planning efforts produce the Comprehensive Plan of the City of Jacksonville including amendments thereof, short and long-term land use plans, neighborhood plans, historic studies and designations, short and long-range transportation plans, and other plans required or desired to support the Comprehensive Plan. The Division also reviews Developments of Regional Impacts (DRI), performs traffic and transit testing and reviews exterior work in local historic districts or affecting local landmarks.

HIGHLIGHTS:

- Implement the 2030 Comprehensive Plan goals, objectives and policies.
- Propose changes to the Comprehensive Plan as necessary.
- Update Chapter 650, Ordinance Code, that deals with the Comprehensive Plan.
- Apply for artificial reef grants and implement an artificial reef program.
- Finalize update of the Duval County Manatee Protection Plan.
- Improve Historic Preservation section's website.
- Institute the option for electronic filing of Historic Preservation applications.
- Introduce legislation for the creation of neighborhood conservation districts.
- Complete applications for four landmark designations of significant sites in the city.
- Assist with the Mayport Village Community Redevelopment Area designation.
- Develop and maintain traffic count data and maps.

CURRENT PLANNING

FUNCTION:

The Current Planning Division addresses short-term growth and development issues through the review of proposed zoning changes. To that end, the Division is responsible for administering the Zoning Code (Chapter 656). The Division accepts and reviews applications for Planned Unit Development (PUD) rezonings and PUD verification, conventional rezonings, exceptions, variances, waivers, administrative deviations, cell tower review, amendments to final orders, and amendments to Chapters 656 and 654 of the Municipal Code.

The Division provides technical and support staff to the Land Use and Zoning Committee, Planning Commission, and Tower Review Committee. The Division is actively involved in all Zoning Code re-write committees and conducts quasi-judicial public hearings for all administrative deviation requests. The Current Planning staff assists the general public with questions relating to the Zoning Code, zoning verification, development and permitting, and zoning application processes.

HIGHLIGHTS:

- Amend land development regulations to ensure consistency with 2030 Comprehensive Plan goals, objectives and policies as amended from time to time.
- Address short-term growth and development issues through the review of PUD rezonings/verifications, conventional rezonings, exceptions, variances, waivers, and administrative deviations.
- Serve as professional planning staff to an estimated 67 public hearings.
- Review and present an estimated 382 new zoning applications.

DEVELOPMENT SERVICES

FUNCTION:

The Development Services Division encompasses various activities involved in regulating local land development. The major activities include the Review Group, Zoning Counter, Concurrency and Mobility Management System Office, and the Addressing Office.

The Review Group receives and provides site development plan review and inspection services for subdivisions, commercial, roadway and drainage projects, and issues and inspects right-of-way permits, and is responsible for flood plain determination. The Zoning Counter ensures applicants apply for allowable uses of the property and accepts applications for zoning variances, administrative deviations and other waivers.

The Concurrency and Mobility Management System Office coordinates the intake of all concurrency and mobility fee applications and transmits information electronically to the various testing agencies and departments. Concurrency is tested for solid waste, storm water runoff, potable water, sanitary sewer, and recreation and open space. Mobility reviews encompass traffic circulation and mass transit public facilities. The Addressing Office takes the lead role in coordinating 9-1-1 emergency addressing and issues new addresses and adds them to the City's GIS system.

HIGHLIGHTS:

- Implement the Mobility/Concurrency system.
- Implement electronic plan review for Site Development (10-Set) Plan Review and Right-of-Way Permitting through the Building Inspection Division's permit system.
- Incorporate the Certificate of Use (COU) process into the building permit process as a means to reduce the number of steps necessary for review, payment and approval.
- Coordinate with the Subdivision Standards and Policy Advisory Committee to eliminate the need for customers to provide reproducible mylar copies of paving and drainage as-built drawings.
- Add the Bicycle/Pedestrian Coordinator position to the Site Development (10-Set) Plan Review process.
- Include the responsibility to provide staff support to the Context Sensitive Streets Committee.
- Work with an outside consultant on the five-year FEMA Community Rating System (CRS) audit.

PROPERTY APPRAISER

DEPARTMENT VISION:

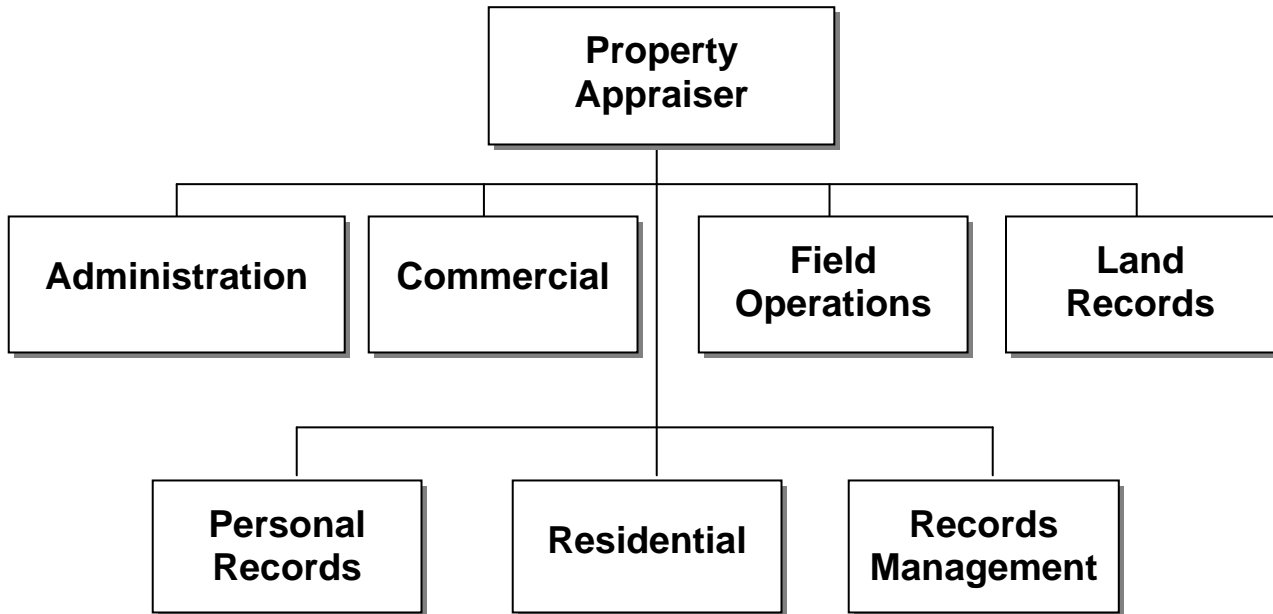
To earn the public's trust.

DEPARTMENT MISSION:

Produce a fair, equitable and accurate tax roll as required by law.

Focus on our customers – the taxpayers.

Support the continuous personal and professional development of our employees.



DIVISIONAL FUNCTION AND HIGHLIGHTS

ADMINISTRATION

FUNCTION:

The Administration Division supports the Department through human resources, information systems and financial services. The Division also educates taxpayers about pertinent laws and services through its community outreach efforts. The goal of the Division is to implement programs and policies that allow the Department to meet its vision and help employees better serve their customers. The Division develops the annual tax roll while also providing all technological services within the Department.

HIGHLIGHTS:

- Reevaluated the number and type of Geographic Information System (GIS) licenses needed for the next five (5) fiscal years, resulting in fewer licenses to maintain and a reduction in software maintenance costs.
- Information Systems staff, in collaboration with the City's Information Technology Division, will configure an online 2013 Property Record Card and make it available on the Property Appraiser's website to further enhance public access to property data.
- Continue to promote health and well-being throughout the organization by providing education sessions and access to wellness programs. These efforts are aimed at improving attendance, increasing productivity, enhancing interoffice relationships as well as interaction between employees and customers, lowering health care costs and, ultimately, improving the overall well-being of employees.
- Successfully negotiated a three-year contract extension for systems maintenance and technical support, including disaster recovery services, for the Property Appraiser's Computer Assisted Mass Appraisal (CAMA) system resulting in \$93,049 of budgetary savings in FY 14 when compared to FY 13.
- Continue to improve technical processes to enhance productivity and efficiency throughout the organization including the development of a workflow task process for web inquiries and automated edit checks on the CAMA system.

COMMERCIAL

FUNCTION:

The Commercial Appraisal Division is responsible for assessing all commercial property in Duval County including industrial land, vacant commercial property and property with business, retail, office, multi-family and industrial structures. Commercial Appraisers use three standard appraisal methods to determine value: the market, cost and income approaches. Market data is used to develop parameters for like groups of properties which are applied uniformly and equitably throughout the county.

HIGHLIGHTS:

- Conducted a joint project with the Land Records Division to review legal descriptions and aerial/field inspections for all centrally and locally assessed railroad lands to ensure that they were properly identified and correctly stratified per Florida Department of Revenue standards.
- Provide annual appraisals for 31,000+ commercial, industrial and governmental properties in Duval County.

- An existing license agreement with a national property data vendor was modified to increase the scope of searches for sales and leases, involving commercial and industrial properties, from the local Jacksonville market to that of the State of Florida. Expanding the search area will assist the Division in providing more accurate assessments and defending assessments on high-valued properties that, due to their price levels, experience limited sales volume.

FIELD OPERATIONS

FUNCTION:

The Field Operations Division is responsible for physically inspecting real property in Duval County to ensure that property details are correct in the Property Appraiser's database. Florida law (F.S. 193.023) requires all county property appraisers to inspect all real property at least once every five years. The Division's Field Appraisers canvass neighborhoods and respond to customer requests and permits where work is under way or has been completed.

HIGHLIGHTS:

- Physically inspected 51,331 residential and commercial parcels via on-site inspections in FY 13.
- Inspected 30,164 residential and commercial parcels via desk-top review utilizing aerial photography in FY 13.
- Revise the Commercial Building Use section of the Data Collection Manual in an electronic format to provide field appraisers with immediate access to digitized photos and other information to ensure clarity and consistency in property inspection.

LAND RECORDS

FUNCTION:

The Land Records Division is responsible for maintaining the inventory of every parcel in Duval County. The Division updates property maps and ownership information by monitoring all recorded documents for changes in ownership status. This includes sales and transfers of ownership. The county's property maps change when the composition of the land changes and the Division's Cadastralists adjust them accordingly.

HIGHLIGHTS:

- Updated parcel information for railroad right-of-ways in FY 13 to comply with mapping standards from the Florida Department of Revenue and in an effort to make information on all property more accessible.
- Update county property records within five (5) business days following the recording of a Lot and Block property transfer with the Clerk of the Courts.
- Continue efforts in FY 14 to update and add parcel data to maps and/or records for any unmapped properties in the county; particularly land under unnavigable bodies of water such as ponds, lakes, marshes and streams.

PERSONAL RECORDS

FUNCTION:

The Personal Records Division, commonly known as the Tangible Personal Property (TPP) Division, is responsible for assessing all business assets other than real estate in Duval County. Florida law requires businesses to report and pay taxes on tangible property such as office furniture and equipment, tools, machinery and certain leased equipment. Owners of rental property must also report assets such as furniture and appliances. The Division sends out annual returns to businesses and determines value based on costs of assets and state guidelines which utilize depreciation tables and index factors.

HIGHLIGHTS:

- Manage 31,000+ tangible personal property accounts and provide annual appraisals for entities with assets valued above \$25,000 (approximately 12,000 accounts).
- Conduct 200 physical inspection audits and 100 desk audits of tangible property in calendar year 2014 by randomly selecting properties to ensure accurate reporting of tangible personal property and resulting tax assessments due to the county.
- Implement an online filing application in FY 14 for the filing of Tangible Personal Property tax returns.
- Mail information regarding Tangible Personal Property tax laws and tax returns to all new Duval County businesses that pay local business taxes. This information is aimed to create awareness in reporting responsibilities and to increase compliance in the filing of the tax returns.
- Conduct a workshop in FY 14 for local CPAs relating to Tangible Personal Property reporting procedures and tax laws.

RECORDS MANAGEMENT

FUNCTION:

The Records Management Division, commonly known as the Customer Service/Exemptions Division, assists customers who call and e-mail the Property Appraiser's Office as well as those who visit the office for service. The Division is responsible for processing all exemption applications and provides outreach to property owners who may be eligible for homestead and other exemptions. The Division's Customer Service Representatives explain the tax roll and various documents to customers. The Division also represents the Property Appraiser's Office at community workshops to educate citizens on laws, filing requirements and services.

HIGHLIGHTS:

- In FY 13, the Division processed liens totaling \$612,210 on properties that received exemptions for which they were not entitled.
- 193,762 Homestead Exemptions and 8,561 Senior Additional Homestead Exemptions on the 2013 Certified Tax Roll.
- Combat exemption abuse through the Exemption Abuse Hotline, field inspections, data base queries and the analysis of death records.
- Conduct 300 physical inspection audits in FY 14 to ensure compliance of the non-profit exemption.
- Continue efforts to reduce printing and postage by electronically e-mailing exemption receipts to property owners who apply online for a homestead exemption.

RESIDENTIAL

FUNCTION:

The Residential Appraisal Division is responsible for assessing all developed residential property with single family homes, multifamily properties up to nine (9) units, mobile homes and residential condominiums as well as vacant residential land and agriculture land. The Division's appraisers determine fair market value for all residential property in Duval County using computer modeling and standardized appraisal techniques that consider market trends and factors such as property features and conditions.

HIGHLIGHTS:

- Implemented new and revised Standard Operating Procedures addressing various aspects of the residential appraisal process which include condominium creation and quality control, splits and joins, construction or reconstruction of living quarters for parents or grandparents (Granny Flats), and historic preservation property tax exemptions.
- Provide annual appraisals for 315,000+ residential properties in Duval County.
- In FY 14, the Division will focus efforts to streamline data coding in the property data base by eliminating outdated land use codes and stratifying commonly used land use codes. Expected outcomes of this project are designed to increase the efficiency and accuracy of data input, more accurately describe unique land features of the individual parcels and improve accuracy in land valuation. A similar project was completed in FY 13 relative to building codes.



PUBLIC DEFENDER

DEPARTMENT VISION:

To support the ideals and intentions of the United States and Florida Constitutions.

DEPARTMENT MISSION:

To provide competent legal representation, when appointed by the Court, to indigent persons charged with or arrested for felony offenses, misdemeanors, violation of a municipal ordinance, alleged to be a delinquent, or subject to involuntary civil commitment under the provisions of the Sexual Predator Civil Commitment Act.

DIVISIONAL FUNCTION AND HIGHLIGHTS

PUBLIC DEFENDER

FUNCTION:

To provide competent legal representation, when appointed by the court, to indigent persons charged with or arrested for felony offenses, misdemeanors, violation of a municipal ordinance, alleged to be a delinquent, or subject to involuntary civil commitment under the provisions of the Sexual Predator Civil Commitment Act.

HIGHLIGHTS:

- Increasing the efficiency of the Public Defender's Office operation through implementation of statewide e-filing system which provides secure archival of records and immediate access of client files.
- Increasing the efficient representation of our clients by increasing the number of video conferencing units in the jail and reduced attorney travel time and increasing productivity.
- Expansion of the Vision for Excellence Summer Camp in partnership with other city and community agencies which provides unique mentoring and educational experiences in the legal field for children with ultimate goal of reducing juvenile crime.

PUBLIC HEALTH

DEPARTMENT VISION:

To lead in the effort to become the Healthiest State in the Nation.

DEPARTMENT MISSION:

To protect, promote and improve the health of all people in Florida through integrated state, county and community efforts.

Our fundamental responsibility is to serve the entire community and all populations, but we particularly focus on addressing health disparities in communities that have disproportionately higher rates of infant mortality, diabetes, heart disease and other issues.

DIVISIONAL FUNCTION AND HIGHLIGHTS

PUBLIC HEALTH

FUNCTION:

To continually improve the health and environment of the community through the provision of medical, social services and environmental services and the creation and support of community partnerships.

HIGHLIGHTS:

- The provision of public health services in Duval County over the past several years has been challenges due to reductions in both state and local resources.
- Between fiscal years 2010-11 and 2012-13 discretionary general revenue declined from \$8.7 million to \$6.1 million, or 30 percent. Since fiscal year 2007-08 total revenue dropped by 25% and general revenue 49% tru fiscal year 2012-13.
- During the period from FY05 to FY14, local revenues for the department declined from \$3 million to \$795,878.
- Duval County currently ranks last of 67 counties in per capita local revenue funding to the Duval County Health Department.
- The major sources of these revenues has resulted in a greater reliance on Medicaid funding which, because of the conditions accompanying these funds, limits our flexibility to respond to unique problems in the local general population.


PUBLIC LIBRARY

DEPARTMENT VISION:

Start Here. Go Anywhere!

DEPARTMENT MISSION:

The mission of the Jacksonville Public Library is to enrich lives, build community and foster success by bringing people, information and ideas together. In Fiscal Year 2013, more than 3.9 million visits were made to Jacksonville Public Libraries, items were checked out more than 7 million times, and more than 9,000 programs and services were offered to Duval County residents at the Main Library and 20 branch locations. Learn more at jaxpubliclibrary.org.



PUBLIC LIBRARY

FUNCTION:

The Jacksonville Public Library's mission is to enrich lives, build community and foster success by bringing people, information and ideas together.

HIGHLIGHTS:

The library maintained its funding level in Fiscal Year 2014 from the previous fiscal year with the exception of Library Materials, which was reduced by \$173,370. The Library Materials budget has been reduced by 44.6% since 2005.

The library underwent a year-long process to update its 2007 strategic plan. In addition to a new mission statement (see above), we adopted three goals representing fundamentals of excellence: Outstanding Customer Experience, Maximum Value, and Engaged and Skilled Staff; and three goals representing strategic focus areas: Technological Success, Educational Success, and Economic Success.

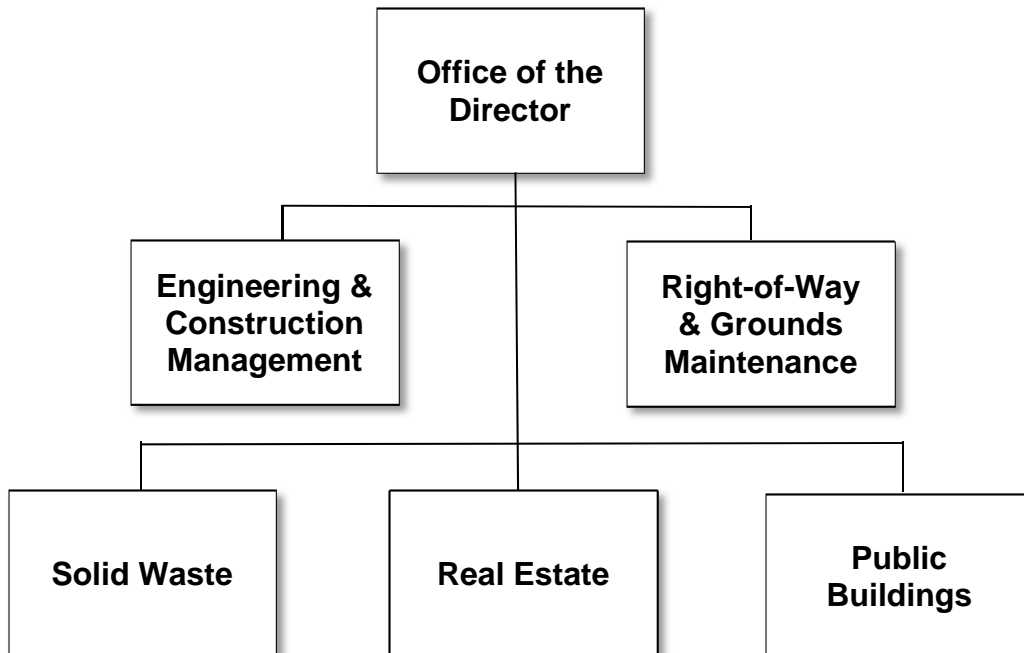
PUBLIC WORKS

DEPARTMENT VISION:

We shall continuously provide safe, timely, and cost effective infrastructure improvements to accommodate the growth of our community. We shall utilize the latest technology to reduce costs while increasing productivity. We shall conduct our operations in a manner that is sensitive to the environment.

DEPARTMENT MISSION:

To maintain and enhance our City's infrastructure with dependable, professional and willing employees who are committed to excellence in customer service and satisfaction.



DIVISIONAL FUNCTION AND HIGHLIGHTS

OFFICE OF THE DIRECTOR

FUNCTION:

The Office of the Director oversees five (5) Divisions: Engineering and Construction Management, Right-Of-Way (ROW) and Grounds Maintenance, Solid Waste, Real Estate, and Public Buildings. To this end, the Office of the Director establishes departmental policies and procedures and provides financial, managerial, and administrative support to meet specific division goals, as well as collective departmental goals. The Office of the Director manages the Jacksonville Stormwater Utility and the associated capital projects along with the administration of the fees and processing of applications for residential and non-residential fee customers. The Director of Public Works serves as the Director of the Jacksonville Stormwater Utility. In The Office of the Director is also responsible for the general oversight of the Better Jacksonville Plan and, specifically, manages various roadway and drainage improvement projects as well as the Duval County Courthouse program.

HIGHLIGHTS:

- Started construction on the Old Federal Courthouse for the State Attorney's Office; estimated completion December 2014.
- Assisted with the launch of Operation Urban Blight.
- Administer billing and collection of over \$60 million in revenue.
- Overseeing implementation of the new scoreboards and other improvements at Everbank Field.
- Spearheading ADA improvements to city facilities and assets to improve access for individuals with disabilities

ENGINEERING AND CONSTRUCTION MANAGEMENT

FUNCTION:

The Engineering and Construction Management Division is responsible for planning and designing public works projects for various City-owned projects to all requiring agencies of the central government, independent agencies, and to the general public as a whole. The duties and responsibilities of the Division are accomplished within specialty sections. The Architectural/Structural, Parks and Fire Stations Section is responsible for improvements to public buildings, fire stations, bridges, parks facilities and grounds, and community centers. The Construction Management section manages and inspects construction contracts for various City-owned projects. The Paving and Drainage Design Section is responsible for drainage improvement projects, curb and gutter petition projects, special assessment dredge projects, and other miscellaneous road improvements.

HIGHLIGHTS:

- Broke ground on new Fire Station #62; estimated completion spring 2014.
- Oversaw adoption of new FEMA floodplain maps; first update in nearly 30 years.
- Managing design and construction of over 85 projects, including the Brooklyn Redevelopment and the Southbank Riverwalk renovation

PUBLIC BUILDINGS

FUNCTION:

The Public Buildings Division provides security, custodial and maintenance services for all public buildings. To that end, the Division maintains all of the HVAC, plumbing, electrical and any other maintenance required to approximately 800 buildings and structures totaling over eight million square feet. Notable public buildings include City Hall at St. James, City Hall Annex, Ed Ball Building, Jake Godbold Building, Duval County Courthouse Complex, and the Police Memorial Building. The Division also manages payment for utilities for all city facilities, parks, and rights-of-way (excluding street lights and signals).

HIGHLIGHTS:

- Installed solar-powered water heaters at six fire stations under the Energy Efficiency & Conservation Block Grant for an expected savings of \$3,400 per year.
- Received Preservation Project Award for the Jacobs Clock renovation project; arranged private-party installation of the renovated clock, saving the city \$15,000.
- In conjunction with the Engineering division, oversee design and construction of various minor and capital improvement projects for city facilities.

REAL ESTATE

FUNCTION:

The Real Estate Division manages the financial aspects of the City's real estate holdings in terms of acquisition, representation thereof, appraisals, disposals, inventories, usage assessments and other related functions. In addition, the Division, in conjunction with Public Buildings Division, maintains records of buildings leased from or by the City.

HIGHLIGHTS:

- Completed the Lazy Assets report identifying three hundred and ninety five (395) parcels owned by the city that are considered underutilized.
- Managed purchase of the Jake Godbold Building.
- Conduct public auction(s) for surplus properties in an effort to reduce the City's surplus property inventory and maintenance costs while generating revenues through Ad Valorem taxes.
- Secure legislation to surplus and dispose of all Ash Remediation Program parcels.
- Negotiate third-party leases for governmental agencies.
- Close and vacate right-of-ways for various applications.

RIGHT-OF-WAY AND GROUNDS MAINTENANCE

FUNCTION:

The Right-of-Way (ROW) and Grounds Maintenance Division plans, builds and maintains the streets, highways and drainage facilities and their landscapes. The Division also provides and maintains street lighting, traffic signals and control devices, including railroad crossings, and landscaping at public buildings, streets, parks and other public sites. The Division is responsible for maintaining thousands of miles of drainage ditches and pipes, in addition to countless stormwater ponds, curbs, inlets, culverts and other stormwater facilities.

HIGHLIGHTS:

- Developed Proactive Maintenance Plan for outfall and roadside ditches to provide more effective level of service for the city's stormwater management system.
- Implemented Drive-Cam vehicle and driver event recorder monitoring system throughout the division for sweepers, dump trucks and Traffic Operations maintenance vehicles to reduce accident and claims costs.
- Actively participating in Operation Urban Blight..
- Maintain approximately 3,640 miles of paved roads, 1,278 traffic signals and countless signs and road markings.
- Under the auspice of the Jacksonville Stormwater Utility, maintain over 1,000 miles of ditches, 55,000 stormwater inlets and structures, 1,175 miles of storm drain pipes, 180 retention ponds, and eight pump stations.

SOLID WASTE

FUNCTION:

The Solid Waste Division manages, in an environmentally and economically sound manner, solid waste generated, transported, or stored in the county from public and private entities including the monitoring and collection of litter and illegal dumping along streets and public rights-of-way. The Division also oversees the assessment and remediation of numerous former unlined dumps sites throughout Duval County. In terms of landfills, the Division supervises ongoing closures and post closures of six (6) closed landfills and an active Class I landfill (Trail Ridge Landfill). Mitigating the effects of permitting and monitoring Construction & Demolition (C & D) landfills are additional functions of the Division as well as educating the general public on issues surrounding solid waste, recycling and hazardous waste.

HIGHLIGHTS:

- Began implementation automated collection system for residential customers in the Waste Pro of Jacksonville service area.
- Started implementation of the new waste tire ordinance, which strengthens regulations on the transport and disposal of waste tires; expected savings of \$110,000 in disposal fees.
- Permit the remaining 300-acres of the borrow pit property parcel for use as final cover for the upcoming final cap on the current waste hill.
- Actively participating in Operation Urban Blight.

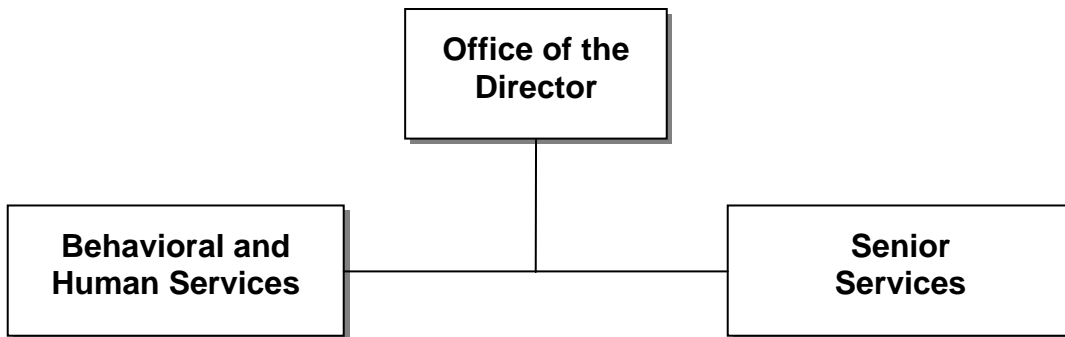
SPECIAL SERVICES

DEPARTMENT VISION:

Enhance the quality of life in Jacksonville through people, innovative programs and diverse activities.

DEPARTMENT MISSION:

Promote the health and well-being of all residents by providing services and creating a safety net for vulnerable populations.



DIVISIONAL FUNCTION AND HIGHLIGHTS

BEHAVIORAL AND HUMAN SERVICES

FUNCTION:

The Behavioral and Human Services Division provides various programs and services to improve the quality of life for the citizens of Jacksonville through an array of mandated substance abuse and mental health services. The Division provides direct services in the form of temporary emergency financial assistance including shelter, and utilities to those residents that meet eligibility criteria.

HIGHLIGHTS:

- This Division's budget provides key services to our City's most vulnerable populations through funding the County's portion of State and local mandates such as Substance Abuse and Mental Health Programs, Homeless Outreach Services and the Indigent Cremation/Burial Program.
- The Division's enhanced Emergency Assistance Program (EAP) will continue to provide temporary short-term rent/mortgage and utility assistance to eligible residents to prevent 3,800 or more "at risk" family units from becoming homeless.
- The Division's enhanced Emergency Assistance Program (EAP) will continue to provide temporary short-term rent/mortgage and utility assistance to eligible residents to prevent 3,700 or more "at risk" family units from becoming homeless.
- The EAP staff will continue to engage more than 1,000 individuals annually in "Money Matters," a consumer – focused, interactive, budget and money management skill development workshop.
- The EAP and VSC staff will share a new client data tracking system which promotes cost effectiveness and efficiencies among staff, clients, and available material resources.
- EAP will increase its use of technology [online applications, electronic mail] to access more timely financial assistance to families facing homelessness.
- The Division's Victim Services Center (VSC) will continue to provide an array of vital services including crisis intervention, stabilization, recovery and advocacy for crime victims and their families in the aftermath of violent crime.
- The VSC will expand its Outreach Program Services by providing crime prevention and education workshops to the elderly, disabled and youth population in Jacksonville/Duval County. Workshops will be provided in senior and community centers and are available to other community organizations upon request.
- The VSC – Sexual Assault Center (SARC) will continue to provide crucial "first responder" services including forensic examinations, weekly medical follow-up, and court advocacy for victims of sexual assault and their families. The SARC program will continue to offer 24/7 RAPE Hotline (358-7273) for residents of Jacksonville/Duval County.
- The Division's Intimate Violence Enhanced Services Team (InVest) will continue to outreach to potential lethal domestic violence victims in partnership with the Jacksonville Sheriff's office and Hubbard House.
- The Behavioral and Human Services Division provides administrative oversight and project management for six federal and state grants that provide the following services to the Jacksonville community: Health and support services for persons living with HIV/AIDS; domestic violence intervention and court services; criminal justice system diversion and treatment options for those with mental illnesses; and information/referrals for victims of crime. The grant funded projects are conducted in partnership with several community-based organizations, the University of Florida, and state and local government agencies. The total amount of grant funding for these programs is over eight million dollars.

SENIOR SERVICES

FUNCTION:

The Senior Services Division administers and operates social service programs serving the senior adult population of the City of Jacksonville, Duval County area. The Division provides services that support successful aging, offer volunteer experiences, promote nutrition, individual health and group education, enhance safety awareness, increase enjoyment of life and maximize self-sufficiency.

HIGHLIGHTS:

- The Division operates 19 Senior Activities Centers with programs and services to support successful aging and promote individual potential. Activities offered include computer classes, current events educational classes, exercise and dance classes, arts & crafts, card & board games, puzzles, field trips, and sports. Supportive services are available including transportation, recreation, outreach/information and referral/assistance and basic light housekeeping services. Nutrition services include nutrition screening, cooking demonstrations, providing hot nutritional meals daily, education and counseling.
- Over 500 volunteers of the Retired Senior Volunteers Program(RSVP) are vital to the daily operations of our 19 Senior Activities Centers assisting with meal services and other senior activities. RSVP's Early Literacy Initiative (Tale Tellers) volunteers are assigned to Duval County Public Schools to assist at risk children to advance to the next grade level.
- Foster Grandparents program stipend volunteer "grannies" serve as mentors and tutors to special needs/at risk children to improve their math and reading scores.
- The Independent Living Program (ILP) administers the Respite for Elders Living in Everyday Families (RELIEF) and Senior Companion Programs, which provide an average of four to six hours of home relief to the caregiver and a center-based respite care service at no cost to low-income families.
- The Division will continue to serve daily nutritional meals (breakfast, lunch, dinner) and provide educational and recreational programs to all senior participants age 60 and over.
- The Division will support all of the Mayor's Special Events for seniors (Prom, Holiday Festival, Fish-A-Thon, Walk for Wellness, Brain Bowl, Fun with the Suns, Mayor's BEST).
- The Division will continue to support the Jacksonville-Duval County Council on Elder Affairs.



STATE ATTORNEY

DEPARTMENT VISION:

The vision of the department is to support the ideals and intentions of the United States and Florida Constitutions.

DEPARTMENT MISSION:

The mission is to protect the people of the 4th Judicial Circuit by efficiently prosecuting criminals.

DIVISIONAL FUNCTION AND HIGHLIGHTS

STATE ATTORNEY

FUNCTION:

While engaging in criminal prosecution and/or diversion we will: continue to review and improve trial strategy & approach for appropriate results; increase service to all victims; develop better coordination and collaboration with other existing programs, e.g., truancy, for youth targeting first time juvenile offenders; focus renewed attention on prosecution of cases involving violent crimes committed with guns; and totally assess the delivery of services to public including victim contact, streamlining paperwork and cooperative effort with other agencies.

HIGHLIGHTS:

- Effective FY 13-14, the State Attorney will be E-filing all criminal cases. This is to comply with the Florida Supreme Court Administrative Rule SC11-399.
- The State Attorney must comply with the FBI Criminal Justice Information Services (CJIS) requirements regarding the electronic transmission of case information between agencies.

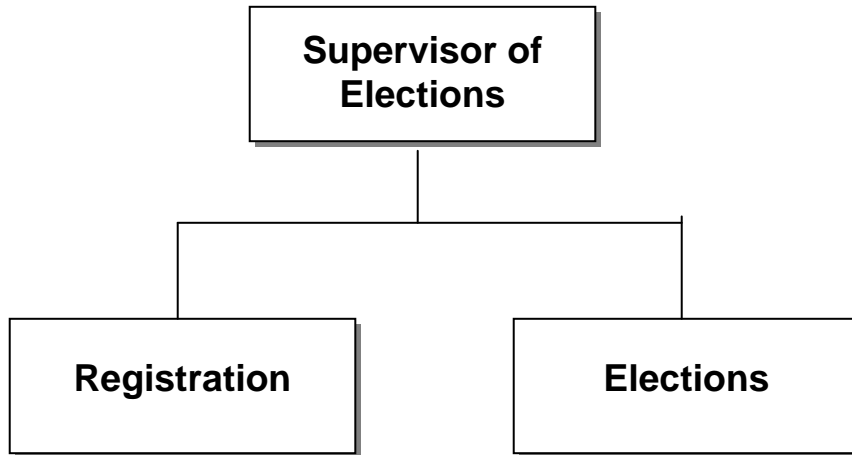
SUPERVISOR OF ELECTIONS

DEPARTMENT VISION:

To department will provide accessible, convenient, and efficient registration and voting environment, so as to encourage an ever increasing citizen awareness of and participation in the electoral process.

DEPARTMENT MISSION:

The department will convey the voice of the people by providing fair, accurate and accessible elections with transparency and integrity.



DIVISIONAL FUNCTION AND HIGHLIGHTS

ELECTIONS

FUNCTION:

To conduct state and local elections for the citizens of Duval County in accordance with the election laws of the State of the Florida.

HIGHLIGHTS:

- Upcoming election will be the Primary Election August 26, 2014 and prepare for the General Election November 4, 2014.
- For the General election in FY 13 the SOE will provide fair, accurate and accessible elections with transparency and integrity.
- The SOE will continue to look for operational cost savings for the tax payers of Duval County directly related to Elections.

REGISTRATION

FUNCTION:

To conduct state and local elections for the citizens of Duval County in accordance with the election laws of the State of Florida.

HIGHLIGHTS:

- The SOE office provided fair, accurate and accessible elections with transparency and integrity during FY 13. This was accomplished through dedication, hard work and staying within the SOE's budget.
- The Supervisor of Elections will continue to provide fair, accurate and accessible elections with transparency and integrity during FY 14.
- The day to day operations will be done efficiently with cost savings in mind for the now and future.
- Purchasing of a live electronic check system to use county wide on Election Day. This will reduce lines at precincts, reduce the number of provisional ballots on Election Day, reduce staffing requirements, reduce post-election man-hours updating voter history by hand and prevents potential fraud of in-county move-ins.

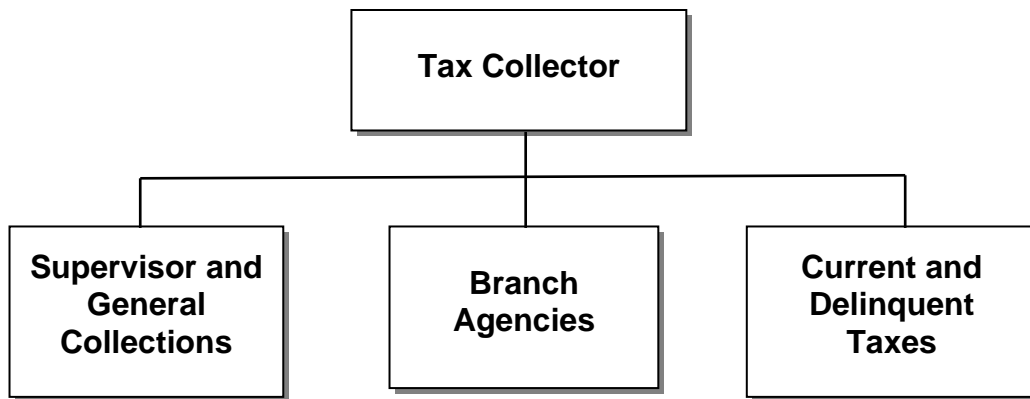
TAX COLLECTOR

DEPARTMENT VISION:

The vision of the Duval County Tax Collector's Office is to be a leader in our community and the state for providing an unparalleled commitment to our customers and our employees.

DEPARTMENT MISSION:

The mission of the Duval County Tax Collector's Office is to exceed our customers' expectations by providing excellent customer service using innovative techniques.



DIVISIONAL FUNCTION AND HIGHLIGHTS

BRANCH AGENCIES

FUNCTION:

The Branch Operations division provides staffing and oversight at nine Tax Collector branch offices and one satellite office throughout the county. These offices are open Monday thru Friday from 8 a.m. – 5 p.m. and perform a variety of transactions including issuance of driver's licenses, tag and title work, tax payments and hunting and fishing licenses.

HIGHLIGHTS:

- The Tax Collector collects 91 different taxes and fees; all can be paid at any of the nine branch locations.
- All Drivers' License transactions in the county are now performed by the Tax Collector's office due to the closure of all state offices. In FY 2013, the Tax Collector processed 212,897 Drivers' License transactions.
- In Nov. 2012, all branches began accepting JEA payments, resulting in improved customer service and increased efficiencies for the consolidated government, as well as additional revenue for the Tax Collector.
- In Oct. 2013, the Mandarin branch was relocated in order to better serve the growing South Jacksonville community.
- Through a partnership with the Health Department, in FY 2014 all branches will be able to issue birth certificates to Florida-born citizens.

CURRENT AND DELINQUENT TAXES

FUNCTION:

The Current and Delinquent Taxes Division is responsible for all day to day operations related to real estate taxes, tangible personal property taxes and local business tax receipts (previously known as Occupational Licenses). This area also conducts the annual tax certificate sale required by Florida Statutes.

HIGHLIGHTS:

- In FY 2013, more than \$1 billion in property taxes and more than \$6 million in local business taxes were collected.

SUPERVISION AND GENERAL COLLECTIONS

FUNCTION:

The General Operations Division reaches across all areas of the Tax Collector's Office and includes Administration, Finance, Administrative Services and Mail Processing. All balancing of collections and disbursements are handled in this area.

HIGHLIGHTS:

- In FY 2013, the Tax Collector's office began accepting credit cards in the branch offices as well as e-checks online as the result of a bid awarded to a new payment processing company.
- In FY 2014, the Tax Collector's office is creating efficiencies in operation by relocating the Call/Mail Center from the Gateway branch to the Yates building and outsourcing high speed mail processing.



PROFILE

Jacksonville is the largest city in land mass in the continental United States and lines both banks of the St. Johns River, which empties into the Atlantic Ocean about 20 miles from downtown. The St. Johns flows north through the state for 310 miles before turning east to the ocean at Jacksonville.

The city is a major metropolitan area located in Northeast Florida with a rapidly growing population of approximately 836,507 residents. The median age of Jacksonville residents is 35.5. The mean household income is \$64,585, while the median household income is \$49,192.

Jacksonville has a “strong-mayor” form of government, electing a mayor and a nineteen member council. Alvin Brown is Jacksonville’s seventh mayor since the consolidation of Duval County and the City of Jacksonville governments in 1968. Additionally, the Florida Constitution requires the election of the following officers serving Duval County: Property Appraiser, Sheriff, Supervisor of Elections and Tax Collector. The Clerk of Courts, State Attorney and Circuit and County Judges are elected for the Fourth Judicial Circuit.

Due to its prime location, mild climate, reasonable cost of living, excellent quality of life and business-friendly government, Jacksonville is a popular location for corporate expansions and relocations. Jacksonville is a major port location, intermodal hub, and distribution center as a result of its transportation network to include an international port, air cargo facilities, rail and trucking lines. Millions of tons of raw materials and manufactured goods move through the City annually.

Jacksonville is home to many natural assets and has one of the largest urban park systems in the country providing facilities and services at more than 337 locations on more than 800,000 acres. The active and passive parks and preservation lands are a key part of Jacksonville’s quality of life, as are the miles of beaches and waterways, a major symphony orchestra, the downtown sports and entertainment complex and myriad special events that this sports-loving city hosts each year. Home to the NFL’s Jacksonville Jaguars, the city welcomed its first Super Bowl in 2005.

With a growing population, a diverse economy, many cultural and recreational opportunities, and abundant natural resources, Jacksonville continues to distinguish itself as one of the nation’s most dynamic and progressive cities.

HISTORY

Native Americans

The first human inhabitants reached the area of Jacksonville between 12,000 and 16,000 years ago. At that time, the coastline was approximately one mile further east than it is today because the Ice Age in progress at the time locked up more of the earth's water in glaciers.

The best known Native Americans to inhabit this area were the Timucua, who probably numbered about 150,000 at their peak. Following the appearance of Europeans in the 1500s, the Timucua numbers declined quickly as they succumbed to diseases introduced by European explorers and settlers as well as died in conflicts with the Europeans. By 1763, the Timucua were probably gone from the area completely.

European Discovery and Settlement

Northeast Florida was "discovered" by Ponce de Leon in 1513. He and his Spanish crew landed about 25 miles from today's Jacksonville, and named it *Pascua Florida* as a reminder that his landing occurred during the Feast of Flowers. He claimed the territory for the Spanish crown, and then sailed off in search of a magic potion of eternal youth rumored to be a hidden treasure of this new land.

Jean Ribault, the French Huguenot, arrived on Florida's east coast in 1562. He met the native Timucua, exchanged gifts, and claimed possession in the name of the king of France by implanting a stone monument visible to subsequent ships.

A French colony was established in 1564, only to be eliminated by Spanish forces from nearby St. Augustine in 1565, the same year it was established. Florida's northeast coast was now firmly under Spanish control. The French did not attempt another colonization. Nothing remains of the original Fort de la Caroline used by the French. And St. Augustine, not Jacksonville, is now known as the nation's oldest city.

European Conflicts

In 1702, James Moore, the interim governor of Carolina colony, led a force of 500 English colonists and Yamasee Indians in an attack on Spanish Florida. When the colony of Georgia was established in 1733, its governor, James Oglethorpe, built a small fort on St. George Island to enforce his belief that the new English colony extended all the way to the St. Johns River. He later moved through the area on the way to attack St. Augustine during the 1740 conflict between the English and the Spanish known as the "War of Jenkins Ear."

Growth of permanent settlements

Before 1820, the larger settlement was on the south bank, where the guns of Spanish Fort St. Nicholas, erected in 1740, guarded the passing ships. A stone marker beside Atlantic Boulevard points to the fort's location.

Between 1763 and 1783, the area was a British colony known as British East Florida, but it was returned to Spain as part of the Treaty of Paris which ended the revolutionary war between England and 13 of its North American colonies.

The settlement that became Jacksonville was founded in 1791 as Cowford because of its location at a narrow point in the river where cattle once crossed. A marker now stands at the foot of Liberty Street, where the cattle were once driven across the river. From the south bank, an Indian trail led to St. Augustine. The Native Americans named the area Wacca Pilatka, which was translated to Cowford by English settlers.

In 1819, what became Jacksonville became part of the United States when Spain ceded the area to the United States in return for \$5 million as part of the Adams-Onis treaty. Florida became a U.S. territory in

1821 and was granted statehood in 1845. In 1822 the city was renamed for the first military governor of the Florida Territory, General Andrew Jackson, who would later be elected President of the United States.

The earliest use of the name "Jacksonville" was in an 1822 petition to the U.S. Secretary of State asking that the town be officially recognized as a port of entry. While Andrew Jackson never visited Northeast Florida, he was the first military-governor of Florida following Spain's ceding of Florida in 1819. Jacksonville's first charter, creating a town government, was approved by the Florida Legislative Council on Feb. 9, 1832. Jacksonville's first mayor was William Mills. At that time, the office was called Intendant, which was a holdover from Spanish times.

1901 Fire

On May 3, 1901, downtown Jacksonville was ravaged by a fire that was started at a fiber factory. Known as the "Great Fire of 1901", it was one of the worst disasters in Florida history and the largest ever urban fire in the Southeast; it destroyed the business district; scoured more than 146 city blocks and turned 2,368 buildings to cinders and rendered 10,000 residents homeless in the course of eight hours. It is said the glow from the flames could be seen in Savannah, Georgia and the smoke plumes in Raleigh, North Carolina.

After the Fire

After the Great Fire of 1901 "there seemed to be nothing left save a fringe of houses around the municipal periphery, like hair on a friar's head," reported H.L. Mencken in the Baltimore Sun. But Jacksonville got back on its feet quickly. Piers, docks, shipyards and terminals were quickly rebuilt. More than 13,000 buildings were constructed from 1901 to 1912. Architects flocked to the city, whose civic district was now virtually a blank slate. The most noted among them was the Famed New York architect, Henry J. Klutho, who relocated to Jacksonville in 1902. One of Klutho's biggest claims to fame was the St. James Building, for nearly a century the home to Cohen Brothers department store, later May-Cohen's and now City Hall.

The city still had its rail lines intact after the fire. Before the fire, Henry Flagler, a former Standard Oil partner of John D. Rockefeller's, began buying small regional lines and in 1912 merged them into the Florida East Coast (FEC) Railway. By the 1960s the city had become home to three major railroad lines: FEC, Atlantic Coast Line and the Seaboard Coast Line.

After the fire, the city reinvigorated its maritime commerce. In 1907 the river was dredged with help from the federal government to allow bigger ships into Jacksonville's terminals. The city government took control of the ports in 1912 and began building its own terminals. Jacksonville has one of the best natural seaports in the South, and, after the turn of the 20th century, shippers took advantage of distribution lines going north, south and west.

Geography and mild weather also helped Jacksonville become the Hollywood of the South. The "Metro" in Metro-Goldwyn-Mayer (MGM) was a small studio that began alongside the St. Johns River where Metropolitan Park now sits. By 1916, Jacksonville boasted more than 30 movie studios, including Metro, Vim, Kalem Garrick, Eagle, Motograph, Gaumont and Norman Studios. Comedian Oliver Hardy, who started as a ticket taker, was probably the city's most famous film star at the time.

During this era Jacksonville became a banking and insurance center. Barnett National Bank was already a major powerhouse, and its success spurred Atlantic National Bank (1903), Florida National Bank (1905) and others. One of Jacksonville's first insurance titans was the Afro-American Insurance Co., founded in 1919 by Abraham Lincoln Lewis. Later, when state law created a favorable environment for insurance companies, Jacksonville's skyline became dominated by insurance-company logos: Prudential, Gulf Life, Independent Life and American Heritage Life.

The U.S. Navy had a minor presence protecting the ports but did not have an official installation in Jacksonville until 1940, shortly before WWII. With the addition of two other bases, the Navy became a major employer as well as an economic force in the area.

Between 1950 and 1960, the county saw much growth in both population and development. This time frame has been referred to as the “Decade of Progress.” During this period, Duval County’s population increased by 48 percent to 451,411 residents. Development in downtown and throughout brought new business and a new federal building. City commissioners began planning to replace an airport and build the new central city library to be named after Haydon Burns, mayor of Jacksonville 1949-1965. Beyond the City limits during this decade, developers were constructing their suburban housing. Major regional enclosed shopping centers and malls opened. On the south side, Ira Koger’s Boulevard Center became one of the first suburban office parks in the nation.

The development progress was helped along in 1953 when the Florida legislature passed tax benefits for out-of-state insurance companies. From this, Prudential established its southeast regional home office in Jacksonville as well the State Farm Group expanded its facilities in the city. Later, Independent Life, Peninsula Life, Gulf Life, Blue Cross and Blue Shield, and the Afro-American Life Insurance Company built new home offices in Jacksonville. By the end of the decade, Jacksonville claimed the title “Insurance Center of the southeast,” with seventeen local headquartered insurance companies, five regional home offices, and twenty major general insurance agencies.

Jacksonville’s development expanded beyond suburban and commercial growth. Art and Children’s Museums opened and expanded. The Florida Legislature established the Jacksonville Expressway Authority (now known as the Jacksonville Transportation Authority) in 1955 following a decade of frustration and delays in the planning, funding, and construction of bridges and highways. A junior college, later to become a state university was established in Jacksonville. Downtown renewal, expanded transportation facilities, suburban growth and new or expanding cultural and educational institutions were substantial steps forward.

Consolidation

The consolidation of the Jacksonville city government and the Duval County government was initiated to achieve lower taxes, increased economic development, unification of the community, better public spending and effective administration by a more central authority.

A referendum to consolidate the county and city governments within Duval County was held on Aug. 8, 1967, and voters hoping to cut duplication, increase efficiency and restore confidence in municipal government approved the plan by a two-to-one margin. Only the small municipalities of Atlantic Beach, Baldwin, Jacksonville Beach and Neptune Beach voted not to join the consolidated government. The four separate communities, which comprise only six percent of the total county population based on the 2000 Census, provide most of their own municipal services.

On Oct. 1, 1968, the governments merged to create the Consolidated City of Jacksonville. The day was highlighted by a parade and fireworks that attracted 200,000 people. The new city limits covered an area of 841 square miles, 20 times its former size. Overnight, Jacksonville became the largest city in land area in the entire world – a record it held for many years until sparsely populated Juneau, Alaska, annexed itself into the record book.

Post Consolidation

From 1968 to 1979, a plan to revive downtown to compete with suburban shopping strips and giant shopping malls was put into effect. New construction included a downtown community college campus, a public health facility and the building of the Independent Life Tower (currently the Wells Fargo Building) which changed the city’s skyline.

The 1980’s was the “Billion Dollar Decade” in Jacksonville as downtown development saw the empty Union Station on the western fringe of downtown converted into a convention center, a beautifully restored Florida Theatre re-opened in 1983, and the Mayport Jazz Festival moved to newly developed Metropolitan Park.

The river was a focal point in the mid-eighties. The 1.2 mile Southbank Riverwalk opened in 1985 with the promise of parks, restaurants and a beautiful view of developments on the north bank of the

river. Those developments included the completion in June 1987 of the Rouse Company's Jacksonville Landing with its distinctive orange roof, retail stores, eateries and a courtyard perfect for entertainment.

Traffic flow to and from downtown was necessary for sustained growth and development. In March 1989, voters narrowly backed a referendum to replace toll booths with a half-cent sales tax increase. By the end of the year, tolls on the Mathews, Fuller Warren, Hart and I-95 Trout River bridges were a thing of the past.

Between 1991 and 1995, the River City Renaissance did bring the new City Hall at St. James, built in the shell of the vacant May-Cohen department store, and the Times-Union Center for the Performing Arts, a project that combined public and private funding and added cultural sparkle to the river's north bank. Moving city hall from its riverside location to Hemming Plaza initiated development of a downtown "government center."

A major boon came with the acquisition of the Jacksonville Jaguars National Football League franchise. On November 30, 1993, the NFL saw the potential as well as the local enthusiasm for professional football and awarded Jacksonville a franchise, making the city the home of the Jaguars.

The Better Jacksonville Plan was launched in 2000, envisioning a total of \$2.25 billion in improvements. On September 5, 2000, voters passed a half-cent sales tax to fund an ambitious program of \$1.5 billion in projects that would provide, among other things, the urban core with a state-of-the-art sports and entertainment arena, a classic-styled minor league baseball stadium, Florida's largest public library and, ultimately, a new county courthouse. This second half-penny sales tax was combined with \$750 million from the first half-penny sales tax that was passed in March 1989 to generate a total of \$2.25 billion in funding.

Seeking to make downtown more tourist and pedestrian friendly, four downtown "pocket parks" were developed and construction of the \$8.2 million dollar extension of the Northbank Riverwalk from the CSX Building to the Fuller Warren Bridge.

The arena and baseball stadium authorized under the Better Jacksonville Plan opened in 2003 and the new main library opened in October 2005.

Today, the City of Jacksonville is home to three Fortune 500® Companies, CSX Corporation, Fidelity National Information Services and Fidelity National Financial. The CSX Corporation is ranked 231 on the Fortune 500® list and provides rail-based transportation services in North America. It provides integrated intermodal transportation services linking customers to railroads, through trucks and terminals.

Fidelity National Information Systems (FIS) is the world's largest global provider dedicated to banking and payments technologies, currently rated 434 on the Fortune 500® list and is a member of Standard & Poor's 500® index. With a long history deeply rooted in the financial services sector, FIS holds leadership positions in payment processing and banking solutions, providing software, services and outsourcing of the technology that drives financial institutions.

Fidelity National Financial, Inc., currently ranked number 353 on the fortune 500® list of America's largest companies, is a leading provider of title insurance, specialty insurance and claims management services. The company is mainly comprised of: Fidelity National Title Group, Inc.; and Fidelity National Property and Casualty Insurance Group.

Military Connections

Three military installations in the City combine to make Jacksonville the second largest Naval Complex on the East Coast. The area's four Navy bases employ more than 56,000 and have a combined payroll of \$1.59 billion. The largest of these installations, Jacksonville Naval Air Station (NAS Jax), covers 3,800 acres on the west bank of the St. Johns River and employs more than 22,700 active duty and civilian personnel. Its Naval Aviation Depot, renamed to Naval Air Depot (NADEP) Jacksonville in 2001, covers

over 100 acres of land on the St. Johns River and is the largest industrial employer in northeast Florida with over 3,700 employees, and one of only three such facilities remaining in the Navy. NAS Jax is currently the only P-3 Orion and P-8A Poseidon base on the East Coast, as well as the sole Unmanned Aerial Vehicle (UAV) training facility in the Navy.

Naval Station Mayport, the third largest naval facility in the continental United States, is homeport to guided missile cruisers, guided missile destroyers and guided missile frigates, a total of 17 ships and four helicopter squadrons. NS Mayport is also home for Commander, 4th Fleet and Naval Forces Southern Command. The installation covers 3,409 acres and employs over 15,000 military and civilians that combined generate 53,721 jobs and an estimated total economic impact of \$5.28B. In early 2012, Secretary of the Navy Ray Mabus announced that an Amphibious Readiness Group (ARG) will be home ported at Mayport beginning the last quarter of calendar year 2013. USS New York (LPD 21) will arrive in the last quarter of calendar year 2013, USS Iwo Jima (LHD 7) and USS Fort McHenry (LSD 43) will follow in 2014. The ARG will be home to 2,000 additional sailors and their families and sustain the area's ship repair facilities, local ship maintenance expertise and the industrial base.

The Marine Corps' Blount Island Command is located on the east end of Blount Island and employs around 800 people, mostly civilians, including contractors. Its location on Blount Island in the St. Johns River makes it a premium facility for the worldwide support of the Marine Corps through its Maritime Prepositioning Program. Co-located with the Marine Corps on Blount Island is the Army's 832nd Transportation Battalion whose mission is to conduct expeditionary and sustained surface deployment and distribution support throughout the Central and Southern American regions in support of SOUTHERN COMMAND. The major functions of the Battalion are Surface Deployment Distribution Support, Hurricane Assistance and Disaster Relief (HA/DR) Response, both civilian and military Terminal Operations, Freight Forwarding / Cargo Expediting, and Expeditionary Port Opening /Operations.

The 125th Fighter Wing (125 FW) is a unit of the Florida Air National Guard which maintains and fly's F-15 fighters is stationed on Jacksonville Air National Guard Base, Florida at Jacksonville International Airport. The 125th Fighter Wing's mission is to provide air defense for the southeastern United States, from Charleston, South Carolina to the southern tip of Florida and across the Florida panhandle. Simultaneously, the Wing performs a continuous 24-hour alert mission at its detached site located at Homestead Air Reserve Station standing ready to intercept unknown aircraft at any time.

Although not located in Florida, the Navy's \$1.7 billion Naval Submarine Base Kings Bay, located just 35 miles north of Jacksonville in Camden County, Georgia, is considered a part of the Jacksonville military community. The 17,000-acre installation is the only Navy base on the east coast capable of supporting the Trident II (D-5) Missile, an integral part of our nation's strategic deterrence program. Currently, the base berths eight Ohio-class submarines and employs more than 9,000 military and civilian personnel.

Military History

In 1563, a French garrison was established at Ft. Caroline.

In 1740, a Spanish garrison was established at Ft. Nicholas which was near what today is Bishop Kenny High School.

On May 17, 1777, one Revolutionary War battle, The Battle of Thomas Creek, was fought in the vicinity of the Nassau River Bridge over U.S. Highway 17.

There were no Civil War land battles fought in Duval County, but there was an engagement between Union ships on the river and Confederate forces on St. Johns Bluff.

In 1898, during the Spanish American War, Camp Cuba Libre was established as the Commissary Depot for the 7th Army Corp, housing nearly 30,000 volunteers from across the country. In addition, 8 inch breach loading rifles were laboriously hauled up St. John's Bluff in 1898, only to be removed in 1899.

CITY OF JACKSONVILLE, FLORIDA

During World War I, what later became Naval Air Station (NAS) Jacksonville was known as Camp Johnston. The complex had more than 600 buildings and the second largest rifle range in the country. After WWI, the Florida National Guard took over and renamed it Camp Foster. When abandoned by the National Guard, Camp Foster served as a residence for homeless men during the Great Depression.

In 1940, what had been Camp Foster became Naval Air Station Jacksonville, which boasted an assembly and repair shop covering 1,500,000 square feet with doors 160 feet wide and 45 feet tall.

In 1942, Naval Station Mayport was commissioned and has since grown to be the third largest fleet concentration area in the United States.

The history of Cecil Field dates to the early years of World War II when new military bases were built across the United States to fight a two-front war. The base was named for Commander Henry Barton Cecil who died in 1933. The Defense Department decommissioned Cecil Field in September 1999.

The United States Coast Guard's Helicopter Interdiction Tactical Squadron (HITRON) Jacksonville, Florida is America's first and only airborne law enforcement unit trained and authorized to employ Airborne Use of Force (AUF). HITRON is charged with conducting two missions; interdicting and stopping suspected drug-laden, high-speed vessels known as 'go-fasts,' and Maritime Homeland Security.

FORM OF GOVERNMENT

The City of Jacksonville operates under a “strong- mayor” form of government. This governmental structure is based upon distinct executive and legislative branches that are elected independently of each other, and provides for prescribed checks and balances, much like the federal government. In Jacksonville, the mayor is elected county-wide and serves as the chief executive of the government. The legislative branch is represented by the members of the Jacksonville City Council. There are 19 city council members; 14 of them elected to represent distinct, geographical districts within the county and five who are elected at-large. Each councilmember must live within the district they represent, and the five at-large members must live within the at-large district they represent, even though all voters within the consolidated city/county may participate in their election. The mayor and city council members are elected to four-year terms and are limited, by law, to two consecutive terms.

The mayor is responsible for the administration of the executive government and appoints the department directors and other senior officials, all of whom must be confirmed by the city council. The mayor also has veto authority over legislation passed by the city council.

The government also retains the independently elected officials found in other Florida counties, including a Clerk of the Circuit Court, Property Appraiser, Sheriff, Supervisor of Elections and Tax Collector. These officials are elected county-wide, and each manages their respective offices. As in other Florida counties, their budgets are approved by the City Council (effectively serving as the County Board of Commissioners). The Sheriff's Office serves as the City's police department in addition to providing the services normally associated with a county sheriff.

The Jacksonville City Council enacts legislation to provide for the needs of the city. While the mayor is required to propose a city budget each year, the council is responsible for adopting the budget. The council elects from amongst its members a president and vice-president to conduct meetings and otherwise lead the legislative branch in the performance of its duties, and also hires its own staff to evaluate bills, conduct research and maintain records for the legislative branch. The council meets at 5 p.m. on the second and fourth Tuesday of each month in the council chambers on the first floor of City Hall at St. James. Citizens are encouraged to attend and participate in council meetings, and meeting agendas may be obtained online at www.coj.net or from the council secretary's office at City Hall (Suite 430) on the Friday before a meeting.

FACT SHEET

Duval County Population				876,075
City of Jacksonville Population				832,993
City Area				840.1 square miles
Internet Home Page Address				http://www.coj.net
	Comparisons			
		FY 12	FY 13	FY 14
General Fund Budget		1,042,249,572	1,034,227,938	1,067,187,868
Net General Fund Budget		891,183,075	901,345,197	938,583,744
Total City Budget		1,969,132,087	1,872,787,893	1,987,132,888
Total Net City Budget (Includes Misc Federal Programs)		1,596,808,243	1,503,280,289	1,526,052,541
Ad Valorem Taxes (GSD)		473,405,615	449,038,716	507,239,775
City Employees				
Other		4,051	3,514	3,465
Correction Officers		803	785	781
Fire and Rescue		1,218	1,215	1,211
Police Officers		<u>1,647</u>	<u>1,573</u>	<u>1,573</u>
Total Number of City Employees		7,719	7,087	7,030
Millage Rate				
Operations		10.0353	10.0353	11.4419
Debt Service		<u>0.0</u>	<u>0.0</u>	<u>0.0</u>
Total		10.0353	10.0353	11.4419

BUDGET HIGHLIGHTS

- The City of Jacksonville has adopted the following priorities:
 - Partner with Business to Grow Jobs and the Local Economy.
 - Make Government as Effective and Efficient as Possible.
 - Making Jacksonville the Most Military Friendly City in America.
 - Welcoming All to the City of Jacksonville.
 - Enhance the Quality of life.

Achieving these priorities will require fiscal discipline and innovative approaches.

- The City of Jacksonville's General Fund Non-Departmental Revenues are a net \$487.5 million for FY 2013 / 14 after considering the impact from Tax Increment Districts.
- The millage rate was increased from 10.0353 mills in 2012 to 11.4419 mills in 2013 in order to maintain city services at current funding levels.
- Revenues from the Local Government Sales Tax are up 3.32% year over year (\$77.6 million) and continue on an upward trend over the past three years. Authorized in 1982, the program generates the largest amount of revenue for local governments among the state-shared revenue sources currently authorized by the Legislature. It distributes net sales tax revenue to counties and municipalities that meet strict eligibility requirements. The program's primary purpose is to provide relief from ad valorem and utility taxes in addition to providing counties and municipalities with revenues for local programs.

FUTURE FISCAL CHALLENGES AND RESOLUTIONS

- The City is still experiencing the effects of the recession especially in Ad Valorem Tax revenue. This trend is expected to continue over the next fiscal year, if not longer. Fortunately, general economic activity is expected to and is improving. Percentage related revenue such as sales tax and utility taxes should partially mitigate the loss of real estate tax revenue.
- Revenues from the Communications Services Tax are down 1.4% year over year (\$38.7 million) and continue on a downward trend over the past four years. The definition of communications services encompasses voice, data, audio, video, or any other information or signals, including cable services that are transmitted by any medium. The law replaced and consolidated seven different state and local taxes or fees with a single tax comprised of two components: a state communications services tax and a local communications tax. The tax is imposed on retail sales of communications service which originate and terminate in the state, or originate or terminate into the state, or originate or terminate in the state and are billed to an address within the state. Tax proceeds are transferred to county and municipal governments.
- Fiscal restraint must remain in order to balance the budget. A major expense driver, like many municipalities, is pension costs. The City is in the process of negotiating significant pension changes since the cost of the present system is not sustainable. The timing of the resolution of the issue remains uncertain.
- Basic public safety costs, fire & rescue and office of the sheriff, continue to increase and account for \$585.5 million of expenditures which takes up 59.5% of budgeted general fund revenues.

THE ANNUAL BUDGET

The Annual Budget as developed, adopted, and implemented by the Consolidated City of Jacksonville accomplishes several purposes. First and foremost, it complies with state and local legal requirements for a balanced financial plan of operation for the City's fiscal year. As a financial plan, the budget identifies revenue and other financial resources that are anticipated to be available for appropriation, authorizes expenditures and uses of financial resources, and otherwise provides for the continuing financial operation of the City.

The budget also provides one of the most concise presentations of governmental policy, especially the implementation of policy changes. The Mayor's Budget Message in particular, identifies the City's major goals and objectives and the intended means of achieving them. The evolutionary process of the budget, through direction of the Mayor and the City Council and numerous open meetings and public hearings, ensures that the City's policies are integrated into the budget. To a very real extent, the budget clearly quantifies executive and legislative policy through its use of line item presentations and historical comparisons.

Under the framework of the procedures established in the Charter and the Ordinance Code, the budget also provides a formal, flexible guideline for the financial operation of the City. As implemented by the Mayor, the budget for each individual activity specifies how much may be expended for each type of operating account and the number and classification of each authorized position. Together with departmental vision and mission statements, these detailed components of the budget outline operational direction.

The budget serves as the main vehicle for disseminating information about the city's financial operating plan and its budget processes and documents. Although the primary use of many of the budget's schedules is for purposes internal to the government, several schedules, descriptions and exhibits are designed to enhance the public's knowledge about the City's operations. This document provides readers with a comprehensive view of the City's budget, its purposes, contents and what it means to our citizens, our departments and bond investors.

BUDGETARY ENTITY

The City of Jacksonville is a consolidated city - county political entity that extends geographically throughout Duval County. As of October 1, 1968, the beginning of consolidated government, all county, municipal and local governments and districts within Duval County, and their boards, bodies and officers, merged into a single new corporate and political entity known as the City of Jacksonville, except that the cities of Jacksonville Beach, Atlantic Beach, Neptune Beach and the Town of Baldwin were reconstituted as separate and distinct urban services districts and retained their municipal government structure.

The consolidated City of Jacksonville contains various independent agencies, including the Jacksonville Police and Fire Pension Fund, Jacksonville Electric Authority, the Jacksonville Airport Authority, the Jacksonville Port Authority, the Jacksonville Transportation Authority and the Duval County School Board. Except for the Duval County School Board, all of these entities have their budgets approved by the City Council. However, all of these agencies prepare their own budget documents and issue separate financial statements from the City. For these reasons, their budget information is presented only under the heading of "Net Consolidated Budget" in the Annual Budget publication. On the other hand the Jacksonville Housing Finance Authority while a component unit, falls under the executive branch of the government and has its budget reviewed and approved by the Mayor. In addition, it does not issue separate financial statements. As a result, their detailed budget information is included in the City's Annual Budget document.

FINANCIAL POLICIES

Budgetary Policies

The City's budgetary policies are based upon guidelines and requirements established by Florida Statutes, the Consolidated City of Jacksonville Charter, the City's Ordinance Code, Executive Orders, and generally accepted accounting principles for governmental entities as well as sound financial management practices. Applicable provisions of State law are incorporated into local procedures and establish the municipal fiscal year, restrictions on taxation and conditions of participation in State revenue sharing and other programs. State law also mandates that the city must have a balanced budget.

The City of Jacksonville deems its budget to be balanced if revenues meet expenditures, without undue reliance on one-time sources, and that no bond proceeds or other debt instruments are used to satisfy recurrent operating expenditures.

In accordance with the City Charter, the budget is divided between general operating funds and capital improvement funds. In order to provide an overall view of the operating budgets of the city, independent authorities and the School Board, summary information is provided in the Comparative Net Consolidated Budget Summary.

As adopted by the City Council, the annual budget is in the form of an ordinance which contains estimated revenue and other financial sources, any revenue restrictions, special provisions which apply to miscellaneous appropriations and departmental capital outlay, authorizations of full-time positions and temporary employee hours, and any amendments to the Ordinance Code that may be related to the budget. Incorporated as integral parts of the Annual Budget Ordinance are the following schedules that specify the City's budget:

Budgeted Revenues, Expenditures and Reserves Summary

Proposed Capital Improvement Projects

Schedule of Public Service Grants

Schedule of Appropriations by Division

Detailed Grant Schedules:

- Grants Requiring No City Match
- Continuation Grants which Require a City Match
- Miscellaneous Federal Grant Programs Requiring a City Match

General Fund – GSD Revenue and Expenditure Projections (FY14–18) – Information Only

As implemented by the Mayor and the finance department, the budget is delineated down to the individual activity level. Managers are provided with maximum permissible expenditures by object account within activity. The maximum number of full-time employees and aggregate salary level, as well as the number of part-time hours available, is also provided. Service levels requiring additional or redistributed resources must be approved as budget amendments. A discussion of the procedures used to amend the budget follows later in this section.

This level of detail provides readers with information about specific service levels and associated resources budgeted to provide these services. City management is likewise provided with a practical means of controlling uses of resources and gauging budgetary performance for improved productivity and efficiency.

Capital Improvement Plan

The City's Capital Improvement Plan is submitted on separate legislation along with the Annual Budget. Section 122.603 of the municipal code requires the Finance department to meet with all departments to begin the Capital Improvement Plan process no later than January 15 of each year. The Capital Improvement Plan is designed to promote long-range financial planning and provide for capital projects to be carried out in accordance with predetermined priorities of need and affordability. The Plan includes the project's estimated cost and its funding source. The Capital Improvement Plan must be adopted concurrently with the Annual Budget prior to the commencement of the fiscal year (October 1). In addition, Section 106.109 of the City's Municipal Code provides that the Five Year Capital Improvements Plan must be financially feasible and provide not only the funding source and capital costs of each project but also the funding source and amount of funding that will be required for the anticipated post-construction operational costs of each project. Included in the multi-year forecast are the future needs for major capital buildings, infrastructure and equipment.

In addition to debt-financed improvements, the city tries to use a portion of its annual operating revenues to fund pay-as-you-go capital improvements. Section 106.106 (c) provides a goal of utilizing the equivalent of one mill (\$1 per \$1,000 of assessed value) of property tax revenues for the funding of capital improvements.

Quarterly Reporting

Section 106.421 - 106.423 of the municipal code requires the submission of a quarterly financial report to the City Council. The Chief Financial Officer for the city and each independent agency is required to submit a financial report to the Council Auditor covering the funds required by the Council Auditor to be reported within 30 days of the end of the quarter, except for the quarter ending September 30, when the deadline is 60 days afterwards. In addition to financial information, the respective Chief Financial Officer is required to comment on the fiscal condition of their respective agencies or the city, including any anticipated budget problems which may need to be addressed by the Council in addition to other information regarding the financial condition of the entity. The Council Auditor compiles these reports from the city and each independent agency and provides a consolidated report to the City Council for its review.

Budgetary Position Control

The number of authorized full-time positions and part-time hours approved in the Annual Budget may not be exceeded without the approval of the City Council (Section 106.401). Positions within the maximum may be re-allocated to other departments or functions as may be necessary for the efficient operation of the government without Council approval. In addition, Section 106.402 authorizes the Council to designate certain filled positions to be deleted at the time the position becomes vacant.

Allocation of Indirect Costs

Section 106.80 of the municipal code provides for the allocation of indirect costs. The methodology used is the recognized mechanism whereby operating agencies and activities of the city can allocate indirect costs incurred in connection with the administration of city programs and can recover those incurred indirect costs from using agencies and activities. In the city's administration of federally funded grant programs, the indirect costs allocation methodology is adopted in accordance with Federal guidelines. The city's Chief Financial Officer is authorized to prepare on behalf of the city an indirect costs allocation plan in the form required by the federal Office of Management and Budget and to file a copy of such plan with the Council Secretary. The Chief Financial Officer is authorized to prepare and submit such future indirect costs allocation plans as are necessary to recover indirect costs of operating departments incurred in the administration of federal grants in any city fiscal year and to file a copy of such plan with the Council Secretary.

Impoundment of Funds

The Mayor is authorized to impound funds approved in the budget under certain circumstances. Section 106.416 of the Code allows the Mayor to impound funds if 1) revenues, when annualized, will produce less than 95% of the budgeted revenues of any major fund, 2) all or part of the funds appropriated will not be available to carry out the full scope or objectives of the program, or 3) any program or project should be terminated or suspended. Any impoundment of funds must be approved by a resolution of the City Council.

Fees for Services

The municipal code provides in section 106.112 that the Chief Financial Officer shall conduct a review of the fees imposed by the various departments of the city annually, and submit a report of the findings to the City Council. As part of this review, the Chief Financial Officer shall determine the average cost of providing the services as well as recommend any appropriate changes to the fees in order to recover the costs of providing the service. For any new fee for similar services, the Mayor shall include such proposed new fees in the annual budget proposal to the Council or shall request introduction of an appropriate ordinance to establish such fees.

The Chief Financial Officer shall, for each existing fee found to be less than 85% of the actual cost to the city of providing the service relating to such fee, increase the fee by the greater amount of one-third of the difference between the existing fee and actual cost to the city of providing the service or the amount of the increase from the previous year resulting from the preceding calculation. However, no increase shall result in a fee greater than the actual cost to the city of providing the service.

Upon completion of each annual review of fees, The Chief Financial Officer is authorized, for each existing fee found to be equal to or more than 85% of the actual cost to the city of providing the service relating to said fee, increase the fee amount by up to the annual percentage change in the Consumer Price Index.

The Chief Financial Officer shall file any change to the fee structure with the Council Secretary and such increased fee shall become effective upon such filing unless and until the Council enacts an ordinance to the contrary.

Grant Funding

Chapter 117 of the municipal code authorizes the Mayor to make application and execute necessary contracts and other documents in a form prescribed by the United States Government or the State of Florida for grants to be made to the city to assist in defraying the costs of various projects. In addition, the Mayor is designated as the authorized official of the city for the purpose of furnishing such information, data and documents for the grants as may be required and otherwise to act as the authorized official of the city in connection with the grants. If the grants are made, the city, as directed by the Mayor, shall maintain such records as are required by the appropriate United States or State of Florida agency under the applicable federal or state laws to support implementation of the projects generally described in the application.

While the Mayor has the authority to apply for grants, the appropriation of grants and grant-related funds, changes in authorized employee positions and similar matters shall be approved by the City Council either as part of the detailed grant schedules in the budget ordinance or by a separate piece of legislation. If the Council is requested to appropriate city funds as a match for federal or state grant funds and the amount requested to be appropriated exceeds the match amount that is required by federal or state regulations, the Mayor shall disclose this fact to the Council at the time the appropriation is requested.

Debt Policy

While the city does not have a legal debt limit, the city has adopted debt management parameters in Section 106.111 of the municipal code that provide guidelines for the issuance of debt. These guidelines are reviewed and updated on an annual basis. There are five areas that the city has set targets as well as minimums or maximums (as applicable) for the issuance of additional bonds: 1) the overall net debt to the estimated market value, 2) debt per capita, 3) debt service as a percentage of general fund expenditures, 4) the percentage of principal paid within ten years, and 5) the unreserved, undesignated General Fund fund-balance as a percentage of General Fund revenues. Below are the current targets and minimums or maximums (as applicable) for each criterion.

	Target	Maximum
Overall debt to estimated market value	2.50%	3.50%
Debt per capita	\$2,600	\$3,150
Debt service as a % of General Fund expenditures	11.50%	13.00%
Percentage of principal paid within ten years	50.00%	30.00% (min)
Unreserved, undesignated general fund balance as a % of General Fund revenues	10.00%	5.00%

In addition, the policy restricts the use of variable rate debt to 25% of the total outstanding debt of the city. The policy provides guidelines whether to issue fixed or variable rate debt, the timing of financing projects, debt service coverage levels, types of bond structures utilized, call provisions, and methods of sale (competitive or negotiated). Other aspects discussed in the policy include the diversification of the debt portfolio, the use of sinking fund reserves, the use of bond insurance, the selection of underwriters and the parameters used for determining whether or not to refinance debt.

The debt policy also establishes parameters for the management of swap transactions. The Debt Oversight Committee is charged with overseeing the debt and swap portfolios of the City. Specific guidelines provided within the policy include the maximum notional amount, the maximum term and guidance regarding the utilization of hedges, including swaps, caps, options and collars. The swaps discussion includes the appropriateness and guidelines for managing floating to fixed, fixed to floating and basis swaps. Prior to entering into a swap agreement, the city must evaluate termination risk, counterparty risk, re-execution risk, amortization risk, basis risk and tax event risk and put in place provisions to minimize the exposure to these various types of risk.

The Policy also identifies how providers will be chosen and that all providers execute a Master Swap Agreement that is compliant with the International Swaps and Derivatives Association (ISDA) Master Agreement. The Master Agreement will include maintaining credit rating standards and contain a Credit Support Annex to address a credit rating downgrade below the minimum level required. The Policy also provides for diversification among providers and a mechanism for bidding swap transactions.

Finally, Section 110.514 of the municipal code requires the city’s Finance department to prepare a Debt Affordability Study (the “Study”) each year. This annual update of the Study allows the City to continually evaluate its fiscal health and credit quality, as well as providing an effective management tool for policymakers to control debt issuance. The Study summarizes the City’s current debt position, compares the City’s current position to relevant industry standards and similarly sized and rated cities and counties, and outlines the possible impacts of future debt issues on the City’s credit position.

Investment Policy

Section 110.203 of the City's municipal code lists the permitted investments for the city. The permitted investments include those authorized by Florida State Statutes, section 218.415, plus additional investment options that have been approved by the City Council utilizing its home rule authority. The City's Operating funds are governed by the City's Investment Policy; pension funds and funds whose uses are restricted by debt covenants, legal, regulatory or other constraints are not within the scope of the Policy. The Investment Policy mandates that the priorities for the investment of funds is safety of principal, liquidity and yield, in that order. The Policy further provides for settlement methods, broker/dealer selection, bid requirements, appropriate use of derivatives, custody of securities and continuing education requirements for staff members.

The establishment of an Investment Committee is provided for in Section 110.203. The Investment Committee is comprised of the Chief Financial Officer, treasurer, comptroller, budget officer and others as appointed by the Chief Financial Officer. The Investment Committee formulates investment strategies, establishes investment procedures and controls, sets rate of return objectives and performance benchmarks, reviews the performance and asset allocation of the City's portfolio, and provides periodic reports on compliance and performance to the City's Finance Committee.

Reserve Policy

The City's Reserve Policy for the General Fund is covered by Section 106.106 of the City's municipal code. The City has a goal of maintaining a 5% to 7% emergency reserve and a 5% to 7% operating reserve. The Policy requires that the emergency reserve shall not be used except as initiated by the Mayor through written communication to City Council, explaining the emergency, with subsequent approval by two-thirds vote of all City Council members. The Policy stipulates that the operating reserve may be drawn upon if necessary, but it is intended to be infrequently and sparingly used as a source of funding.

Pension Funding

Section 106.108 of the municipal code provides that the annual funding of the City's pension funds shall be based upon annual actuarial reports. Any benefit enhancements to a city pension plan may only be proposed if the plan is at least 90 percent funded on an actuarial basis. Exceptions to any requirement of this section shall be initiated by the Mayor and shall require approval by two-thirds vote of all City Council members, after a public hearing required by law.

Delinquent Revenue Collections

The municipal code in chapter 112 provides for the use of a collection agency after the city has exhausted all internal collection efforts. The Mayor is authorized to enter into a contract on behalf of the city with a collection agency for the collection of uncollected delinquent bills on a contingent basis and for a percentage of the amount owed, for a fixed fee per invoice or case or any other type of financial arrangement, deemed by the Finance Committee, the Chief Financial Officer and the General Counsel to be for the best interest of the city. The collection agency shall comply with all applicable federal, state and local laws governing its behavior. The collection agency shall not litigate or compromise any undisputed bills which have not been collected but shall refer all uncollected bills to the city for further processing. Disputed bills and judgments may be written-off as uncollectible under certain conditions. The Chief Financial Officer shall prepare an annual report of all written-off claims, a copy of which shall be provided to the council auditor.

Pursuant to Florida State Statute § 938.35 and the City's Charter, the city and any collection agency or attorney retained by the city to collect any fee, fine, cost, service charge, civil penalty, or property damage claim owed to the city, shall add on and attempt to recover a collection fee of 40 percent of the amount owed at the time the matter is submitted for collection, which collection fee includes all administrative time of city personnel, any collection agency fees, and any attorney's fees and costs of the city.

Tangible Personal Property

Chapter 122 of the municipal code provides guidelines for the recordkeeping and disposition of tangible personal property that costs \$1,000 or more and has an expected life of more than one year. Each item of tangible personal property owned by the city which it is practicable to identify by marking shall be marked in the manner required by the State Auditor General and entered on a property record containing the information required by the Auditor General. A complete physical inventory of all tangible personal property shall be taken annually, and the date of the inventory shall be entered on the property. The inventory shall be compared with the property record and discrepancies shall be traced and reconciled. An inventory shall also be taken whenever there is a change in accountable officers.

The sales of tangible personal property where the estimated sales price exceeds \$1,000 shall be conducted through a competitive sealed bid process. In the alternative, if the chief of procurement and supply determines that tangible personal property may be more advantageously disposed of by public auction, he may sell the property at public auction to the highest and best bidder for cash, after publication of a notice of the auction in a newspaper of general circulation in the city, published at least ten days before the date of the auction, setting forth the date, time and place of the auction and a general description of the items to be offered for sale.

No sale of tangible personal property shall be made to a person who is an officer or employee subject to Florida State Statutes chapter 112, part III, or in which the officer or employee has a private financial interest, direct or indirect, within the meaning of part III. However, in cases where the chief of procurement and supply shall have obtained more than one written sealed bid, whether or not he shall have been required by law to advertise for bids, this prohibition shall not apply.

CONFORMITY WITH GENERALLY ACCEPTED ACCOUNTING PRINCIPLES (GAAP)

Budgetary and accounting policies of the City conform to generally accepted accounting principles (GAAP) for governmental entities, with certain exceptions, and are substantially comparable to the policies of most other governments. Revenue is budgeted on the modified accrual basis, although GAAP accounts for enterprise, internal service and similar trust fund revenue using the accrual basis. The modified accrual basis means that revenues such as ad valorem taxes, half-cent sales tax distribution, and state shared revenues are recognized when revenues become both “measurable” and “available to finance expenditures of the current period.” On the other hand, licenses and permits, fines, and charges for services, for example, are recognized when received in cash, because they normally are not measurable until they are actually received.

The main differences between budget and GAAP are found in the treatment of interfund transfers, departmental capital outlay, depreciation and debt service principal payments. The City's budgeting practices include interfund transfers and subsidy contributions as revenue and expenditures, whereas GAAP classifies such interfund transactions as being other financing sources or uses in the governmental fund statements.

All departmental capital outlay is budgeted for administrative control purposes. By including capital outlay in the annual budget, it becomes part of the readily accessible on-line control systems and appears as line items on all budget and accounting system reports.

Depreciation expense, which is recognized only in proprietary and City-wide statements, is not budgeted since it is a non-cash expense and therefore no appropriation is required. State law requires the budget to be balanced. Including depreciation expense would necessitate a corresponding adjustment elsewhere in the budget to an appropriated account, which may mislead or confuse the user of the budget.

Debt service principal payments in the proprietary funds are among the authorized appropriations from a budgeting standpoint and are thus treated as expenditures. The accounting treatment under GAAP shows these payments as a reduction in liabilities.

Under fund accounting, individual funds are established for the purpose of carrying on activities or attaining objectives in accordance with specific regulations, restrictions, or limitations. Funds with similar characteristics are grouped into generic classifications as required by GAAP. A brief description of these classifications as well as additional information regarding the budget and these funds and subfunds are included below.

Governmental Funds

These funds report transactions related to resources received and used for those services traditionally provided by city/county government. The city's only governmental fund which represents more than 10% of revenues or appropriated expenditures is the General Fund.

General Fund

The General Fund is the general operating fund of the city. It is used to account for all financial resources except those required to be accounted for in another fund.

The General Fund includes the following subfunds: General Fund - General Services District (GSD), Special Events, Mosquito Control, Property Appraiser, Clerk of the Court, Tax Collector, Emergency Contingency and Jacksonville Journey.

Special Revenue Funds

Special revenue funds are used to account for the proceeds of specific revenue sources (other than for major capital projects) that are legally restricted to expenditure for specified purposes. The city has numerous special revenues funds that fund a variety of activities. The city does not adopt a budget for all of its special revenue funds. The following self-appropriating funds do not have a budget adopted annual or through separate legislation:

Subfund	Title
134	Special Events
135	Recreation & Community Services
15P	Mayor's Commission Trust Fund
1H3	Legal Aide Program
1H4	Senior Services
1H5	James Brady Disabled Scholarship
1H6	Fire & Rescue Production Revolving Fund
1H7	Parks & Recreation Recreational Activities
1HD	Comcast Settlement
1HG	Duval County Job Opportunity Bank
1M1	Mayor's Hispanic Advisory Board Trust Fund

Debt Service Funds

Debt service funds are used to accumulate, and pay for, long-term debt principal and interest. The expenditures of these funds are not appropriated in the city's annual budget since internal spending controls are set through compliance with bond covenants. For the city's debt service funds, the transfers from other funds to the debt service funds are appropriated, but the debt service funds themselves are not budgeted.

Capital Project Funds

Capital projects funds are used to acquire or construct major capital facilities (other than proprietary funds). The Capital Projects Fund receives money from bond proceeds or a contribution from the General Fund to fund major capital improvement projects, which is then appropriated.

Proprietary Funds

These funds report transactions related to activities similar to those found in the private sector. Proprietary funds include enterprise funds, which provide services to customers outside the government, and internal service funds, which provide services to other departments within the government.

Proprietary funds distinguish operating revenues and expenses from non-operating revenues and expenses. Operating revenues and expenses generally result from providing services and producing and delivering goods in connection with the funds' principal ongoing operation. The principal operating revenues for the city's proprietary funds are charges to customers for sales and services.

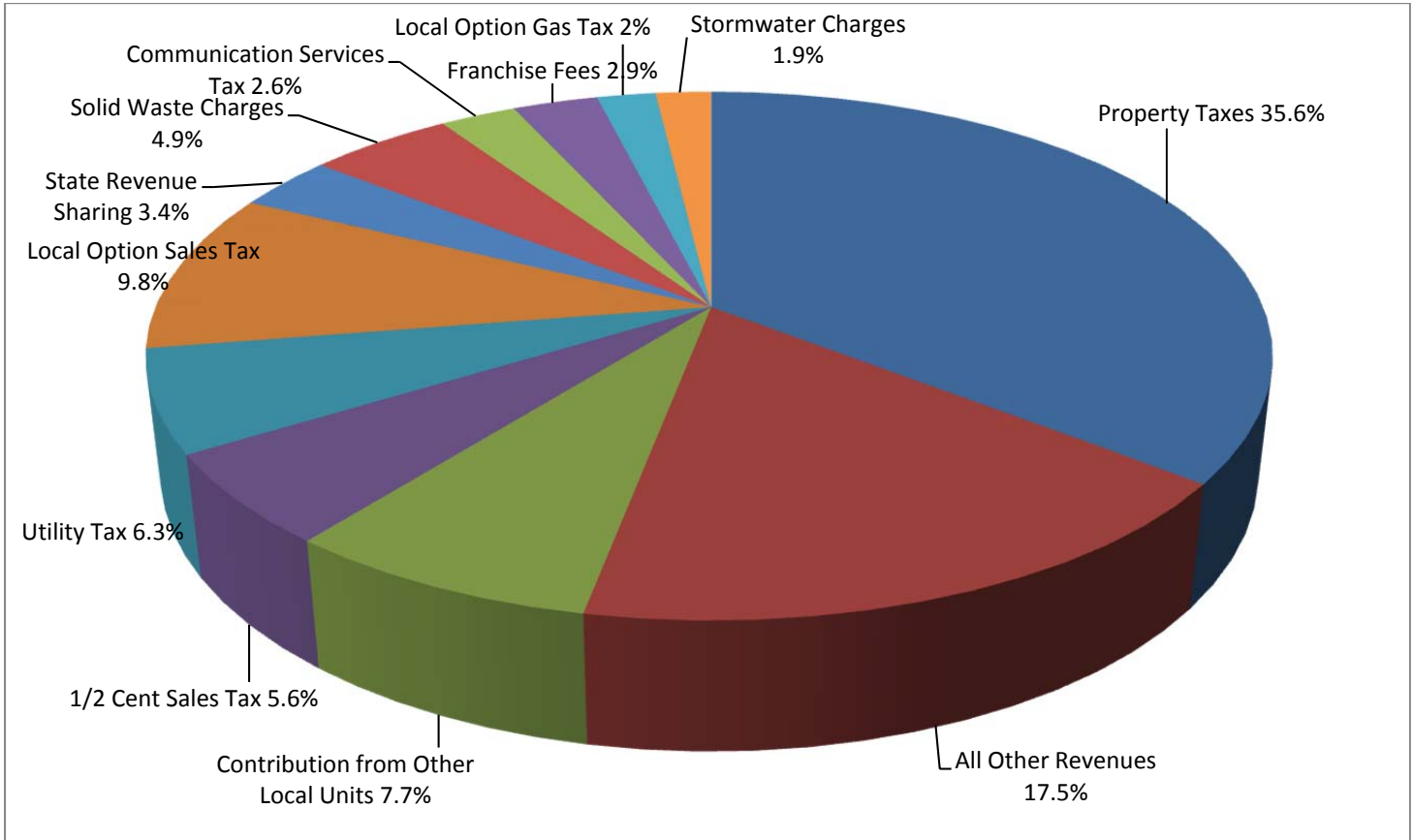
Fiduciary Funds

These funds are used to hold assets in a trustee or agency capacity for others, thus these monies cannot be used for the city's operating purposes. These funds include among others, the general employees' pension fund, the correctional officers pension fund, the disability pension trust fund and the police and fire pension fund.

MAJOR CITY REVENUES

The City of Jacksonville has multiple revenues sources to fund the City of Jacksonville's services. The methods used to project those revenues include historical trends, estimates from the State of Florida for revenues it collects and disburses, and analyzing the current and expected economic conditions for the local area as well as the nation. The budgetary assumptions and trends for the major revenue sources are detailed here. The graph below depicts the major sources of revenues for all funds of the City of Jacksonville. Not including the other category, these revenues account for 71.8% of total revenues.

REVENUES:



MAJOR REVENUE SOURCES

Property Taxes

Property (Ad Valorem) taxes account for 35.6% of overall City of Jacksonville revenues and 25.2% of the General Fund – GSD revenues. The percentage of General Fund revenues derived from property taxes has declined reflecting the decrease in housing values. Property taxes are levied against real estate and certain tangible personal, non-real estate property held for commercial purposes as well as railway track property owned by railroad companies. Revenue estimates used in the annual budget are a mathematical exercise dictated by state law and driven by factors (assessed values, exemptions, etc.) that are not definitively known at the time the calculations are made.

Under Florida law, each county's property appraiser must certify the ad valorem tax roll to each authority levying taxes within the county by July 1st. The annual tax roll is the sum of all currently assessed

valuations net of homestead exemptions, various other exemptions, deletions of any demolitions and the addition of new construction to the property tax roll.

Each levying authority must then adopt a preliminary millage rate by legislative action by August 4th of each year and file this preliminary millage rate with the property appraiser. Millage is an expression of the tax rate per thousand dollars of assessed valuation levied. This preliminary millage rate is typically the maximum rate that the jurisdiction will adopt; many jurisdictions will adopt a final millage rate that is less than the preliminary millage rate. The property appraiser will use this preliminary millage rate to prepare a notice of proposed taxes that is mailed out to each taxpayer no later than August 24th. The notice of proposed taxes also indicates when the first hearing on property taxes and the budget will be held by each taxing jurisdiction within the county.

Each taxing authority must hold two public hearings on the proposed millage rate and the budget before the tax rate and budget can be formally adopted. At the first public hearing, the jurisdiction will adopt a tentative millage rate and a tentative budget. After the first public hearing, the taxing authority must advertise at least two days before but not more than five days in advance of the second and final public hearing on the proposed tax levy and budget. For purposes of determining whether the jurisdiction is required to publish a notice of a tax increase, the local jurisdiction must calculate its "rolled-back" millage rate. The "rolled-back rate" is the millage rate required to yield the same property tax revenues that were collected in the prior year from the properties that were on the tax roll in the prior year. Any proposed millage rate that is higher than the "rolled-back rate" must be advertised as a tax increase. However, if the tentative millage adopted at the first public hearing is higher than the preliminary millage originally advertised, a notice must be sent to each taxpayer by first class mail indicating the taxes to be paid under the tentatively adopted millage rate as well as the taxes that would be paid under the preliminary millage rate that was originally advertised in the notice of proposed taxes.

The second public hearing is scheduled to take place in September within 15 days of the first public hearing, prior to the beginning of the new fiscal year on October 1st. At the final public hearing, the tentative millage and budget are again discussed, then a final millage rate and budget are adopted by the governing body. The final adopted millage rate cannot be higher than the tentative millage rate adopted at the first public hearing. The FY 14 millage rate for the City of Jacksonville is 11.4419 mills, or \$11.4419 per thousand dollars of assessed valuation.

Local taxing authorities are required to adopt certain increases in their millage rates with a super-majority vote of their governing body. The taxing authority may adopt a millage rate of the rolled-back rate plus the percentage change in Florida per capita personal income by a simple majority vote. To adopt a millage rate of up to 110% of the rolled-back rate plus the percentage change in Florida per capita personal income, the taxing authority must get the approval of two-thirds of the membership of its governing body. To go above the 110% limit and up to the statutory limit, the taxing authority must receive the unanimous approval of the membership of its governing body; for jurisdictions with a governing body of nine or more members, a three-fourths approval is required rather than a unanimous vote. The taxing authority may also levy an amount above the 110% threshold if approved by referendum. Finally, if the taxing authority levies a millage rate that is less than the majority vote maximum rate in a given year, the savings is factored into the calculation of the maximum majority vote millage rate amount for the following year (the "adjusted rolled-back rate"). The below table illustrates these requirements for the City of Jacksonville for FY 14:

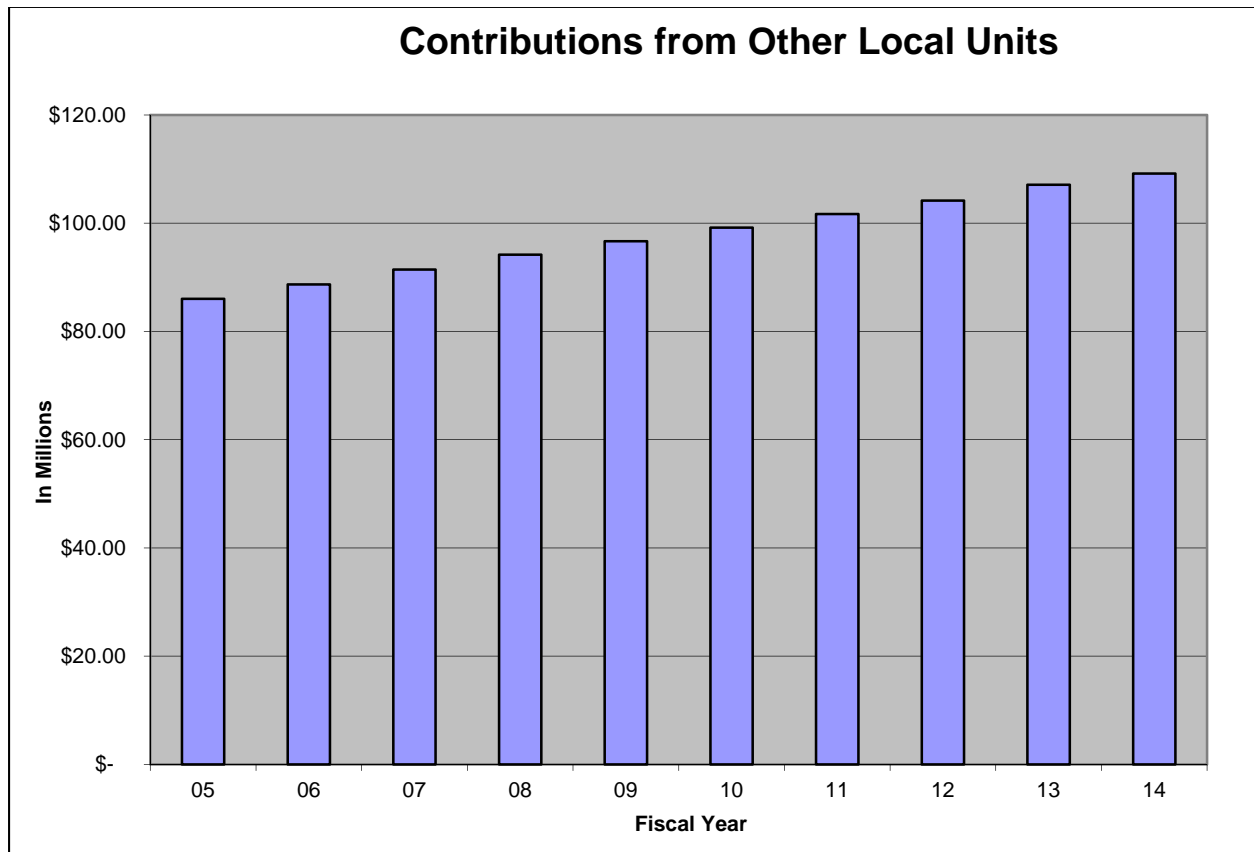
Rolled-back rate:	10.2107
Adjusted Rolled-back rate	12.4051
Change in Florida per capita personal income:	2.71%
Maximum majority vote millage:	12.6147
Maximum millage rate with a two-thirds vote:	13.8762

Adopting a millage rate above 12.0942 up to the 20 mills statutory cap for the City of Jacksonville would require a three-fourths vote of the membership of the City Council.

In Florida, tax bills are sent to taxpayers on November 1st and are due by the following March 31st. Taxpayers may elect to pay their taxes in November and receive a 4% discount on their tax bill. The discount decreases by 1% per month thereafter (e.g., 3% discount in December), until there is no discount allowed in the month of March. For this reason, taxing authorities in Florida may budget and levy taxes on the basis that 95% of the tax levy will be collected (maximum 4% discount plus 1% allowance for uncollectible accounts). For the City of Jacksonville, the calculation of the new-year ad valorem revenue is the assessed valuation tax roll multiplied by the millage multiplied by 95.5%, a slightly higher percentage based upon historical collection rates. The City's assessed value in fiscal year 2011-2012 decreased by \$3.1 billion, or 6.3%, from fiscal year 2010-2011, after decreasing by 6.7% the previous year. The reduction in assessed value was due to the continuing fall in real estate prices, both on residential properties and commercial properties. New construction added to the tax rolls amounted to \$0.3 billion, helping to offset decreases in the existing tax base. A combination of property tax revenue limitations approved by the State Legislature and Amendment One passed by the voters flattened the growth of property tax revenues for fiscal years 2008 and 2009. In FY 14 property tax revenues increased mainly due to the 14.02% increase of the millage rate over the rate from FY 13.

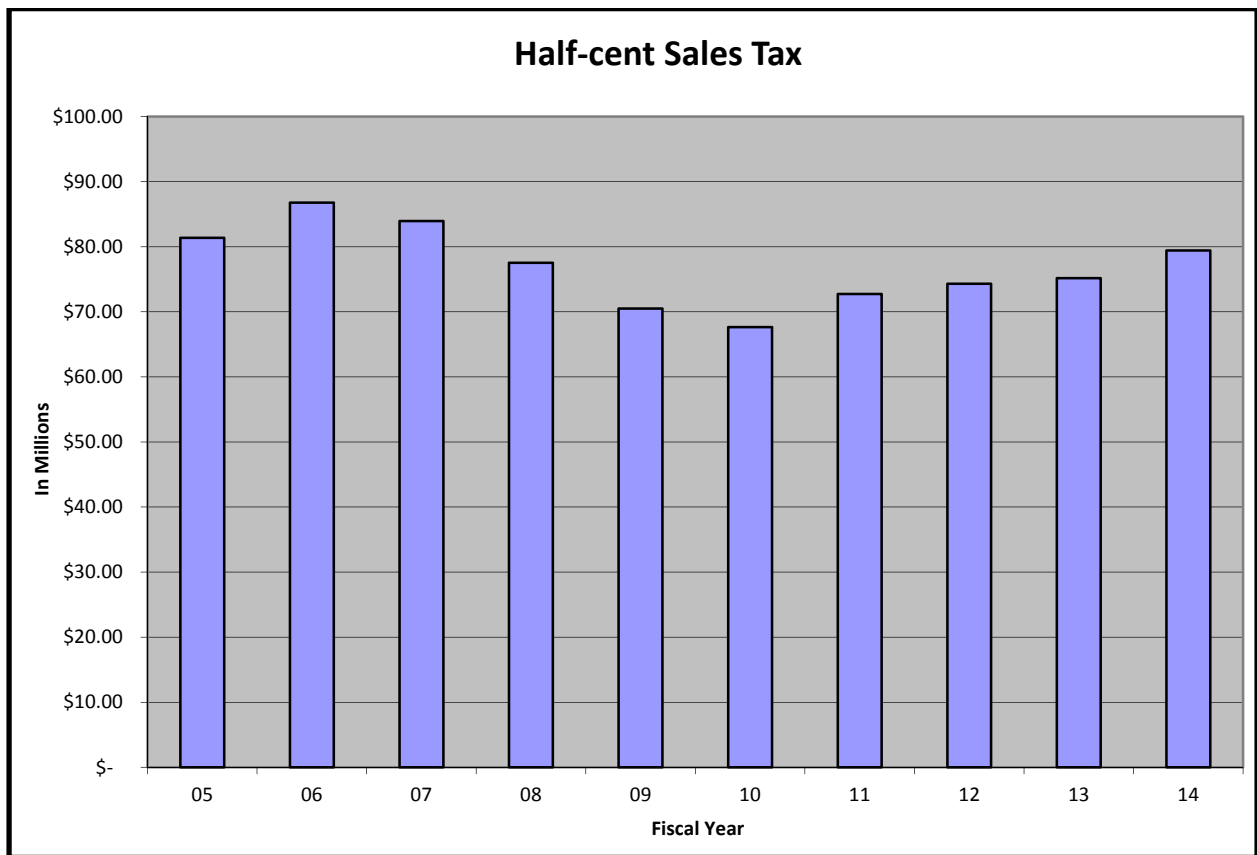
Contributions from Other Local Units

The largest of these is an annual contribution made by the Jacksonville Electric Authority (JEA) that is delineated in an inter-local agreement between the city and JEA. The amount is based upon a complex formula that utilizes the annual May to May kilowatt-hours sales figures expressed in dollars. There is a floor in the formula that provides for the growth of the contribution to equal at least \$2.75 million each year. The increase in this revenue has been at the floor amount (\$2.75 million) each year since fiscal year 2003-2004. For FY 09 through FY 16, the floor amount was changed to \$2.5 million annually. We anticipate receiving the guaranteed increase for at least the next few fiscal years.



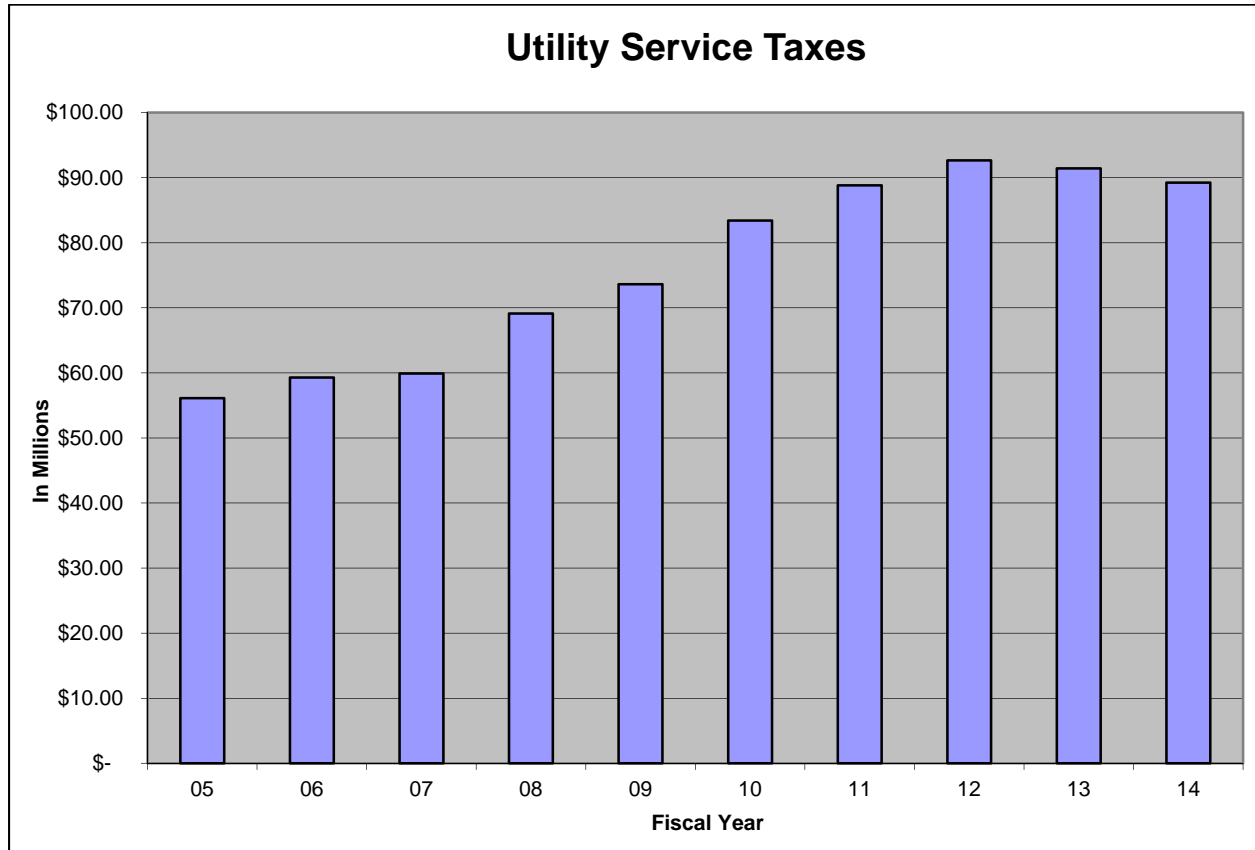
Half Cent Sales Tax

The state levies and collects six cents sales tax on various goods statewide. Approximately fifty-nine hundredths of one cent (known as the Half Cent Sales Tax) is shared with counties and cities based on a formula that takes into account the sales taxes collected within the county and the relative population within the county that lies within an incorporated area as well as within the unincorporated area. The distribution formula provides for the county to receive a proportion based upon the county's unincorporated population plus two-thirds of the county's incorporated population all divided by the sum of the county's total population plus two-thirds of the county's incorporated population. The distribution formula for municipalities is the city's population divided by the sum of the county's total population plus two-thirds of the county's incorporated population. With the consolidation of the City of Jacksonville and Duval County, there are no unincorporated areas within the county. Therefore, the City of Jacksonville receives an overwhelming amount of the half-cent sales tax revenues that are distributed within Duval County (approximately 95%). The state publishes annual estimates of revenue for each jurisdiction in late May or early June. These estimates have not always proven to be particularly accurate in the past, but are used as another input into the analysis for projections in addition to the historical trend and an economic analysis of the local economy. The recession began in Florida earlier than its effects were felt in most of the country, hurting sales tax collections. Collections in FY 13 are projected to be higher than in FY 12, as the economic recovery in Florida most likely began in the second calendar quarter of 2010. The Half Cent Sales Tax is expected to recover yet still be slightly below its long-term average increase of 3.0% for the following few fiscal years.



Utility Service Tax

The City levies a 10% public service tax on the sales of water, electric, and natural gas. Estimates are typically based on historical trends which take into consideration the effects of weather upon the various utilities as well as the growth in the number of users. For FY 12, as was the case for the previous two fiscal years, a more important factor is the 43.5% hike in the base electricity rate for residential customers that was phased in over a four year period beginning October 1, 2007 by JEA and increased annually every October 1 through October 1, 2010. These increases were the first base rate hikes since 1994. For FY 08, the base increase was 12.5%; for FY 09, it was 10.5%; for FY 10, it was 9.7%; for FY 11, it was 5.3%. Commercial customers saw increases in their base rates that were approximately 1% higher in each of the first three years as residential customers and the same rate of increase (5.3%) in the final year. These increases will have a negative impact on electricity demand as consumers reduce their usage in the wake of higher costs. These reductions in demand are factored into the projections for utility service tax revenues. In addition to the electricity rate increases, JEA has approved increases of approximately 44% over a four year period in water and sewer rates effective each October 1, beginning in 2009 (FY 10), with the last annual increase to be effective October 1, 2012. As with the increase in electric rates, some decrease in demand is anticipated on water consumption, which is factored into the revenue projections. JEA provides utility tax revenue estimates based upon water and electric sales estimates. Since the base rate component of the bill is what is taxed under the public service tax, revenue growth is expected to be robust in fiscal year 2012, with much slower growth (-1%) expected for the next few fiscal years. Utility taxes on natural gas are relatively stable due to the purchase of exempt gas out of state even though natural gas demand is increasing locally. The tax on natural gas makes up just under 1% of the total utility tax collected. For FY 14, we anticipate utility tax revenues to reach \$89.2 million, a decrease of -2.4% over the FY 13 amount.

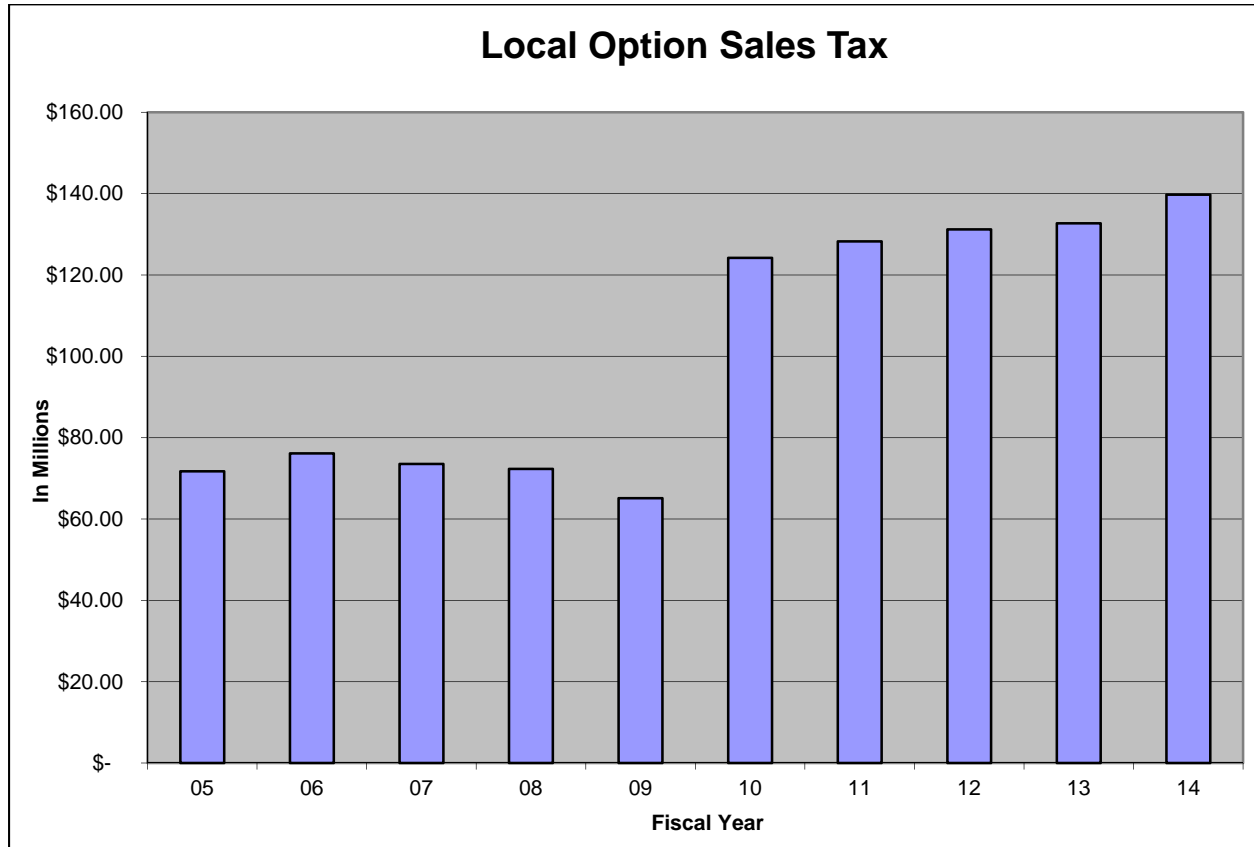


Franchise Fees

The city receives franchise fees resulting from agreements for natural gas and manufactured gas distributors for years. Beginning in FY 08 (April 2008), the city began collecting a 3% franchise fee on electric, water and sewer services. The revenues from the franchise fee represent the vast majority of the revenue that is projected from this source in FY 14. The estimates for the franchise fee are provided by the city's utility, JEA, for the electric, water and sewer revenues. The natural and manufactured gas revenues are estimated based upon historical trends coupled with an analysis of current conditions in the energy markets.

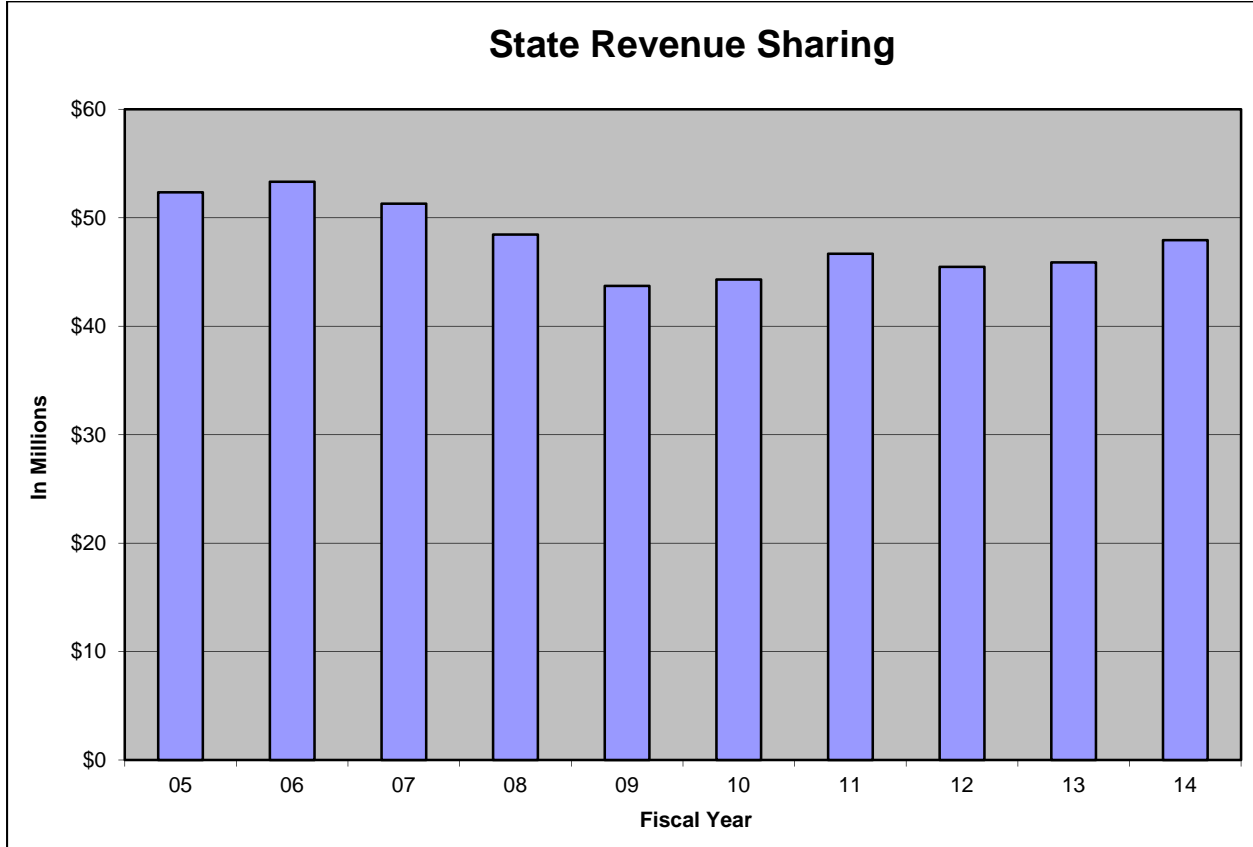
Local Option Sales Tax

On August 11, 1989, Jacksonville citizens voted for the removal of all tolls from city bridges and certain roads and replaced the toll revenues with a local option half-cent transportation sales tax. This tax provides a permanent source of funds for the construction and maintenance of the city's roads and bridges as well as the operation and maintenance of the bus system and other public transportation efforts. The state collects all sales taxes and remits to the City the actual collections for this tax, which is then forwarded to the Jacksonville Transit Authority (JTA). On September 5, 2000, the city's voters approved a referendum to authorize a second half-cent sales tax for various infrastructure improvements, including an arena, a minor league baseball stadium, road and drainage improvements, a new main library and improvements to several branch libraries, environmental land preservation and parks improvements, improvements to the Jacksonville Zoo and Cecil Field and economic development. The state publishes annual estimates of sales tax collections following its annual revenue estimating conference in March. The City compares these estimates with the City's own projections of sales tax revenues to arrive at a final estimate. Growth in the local option sales tax began to slow after FY 06, with decreases in collections experienced through FY 09. Beginning in FY 10, the city chose to appropriate within the annual budget the portion of the infrastructure half-cent sales tax that is utilized for paying debt service, thus the jump from FY 09. We anticipate that sales tax revenues will begin to recover over the next few years.



State Revenue Sharing

The state shares a portion of its levies on sales taxes, motor fuels, and cigarettes with local governments, with different formulas and different taxes being shared with municipalities and counties. As with other revenues collected by the state and remitted to local governments, the state annually issues projections of these revenues by jurisdiction. These projections are reviewed along with historical trends going back as far as eight years. This data, along with other available information, is then used to predict the revenues from this stream for the upcoming fiscal year. The effects of the recession have been evident with modest recovery anticipated for future years. This fits into our projections for the economic recovery to be stronger in Jacksonville compared to the State of Florida as a whole.

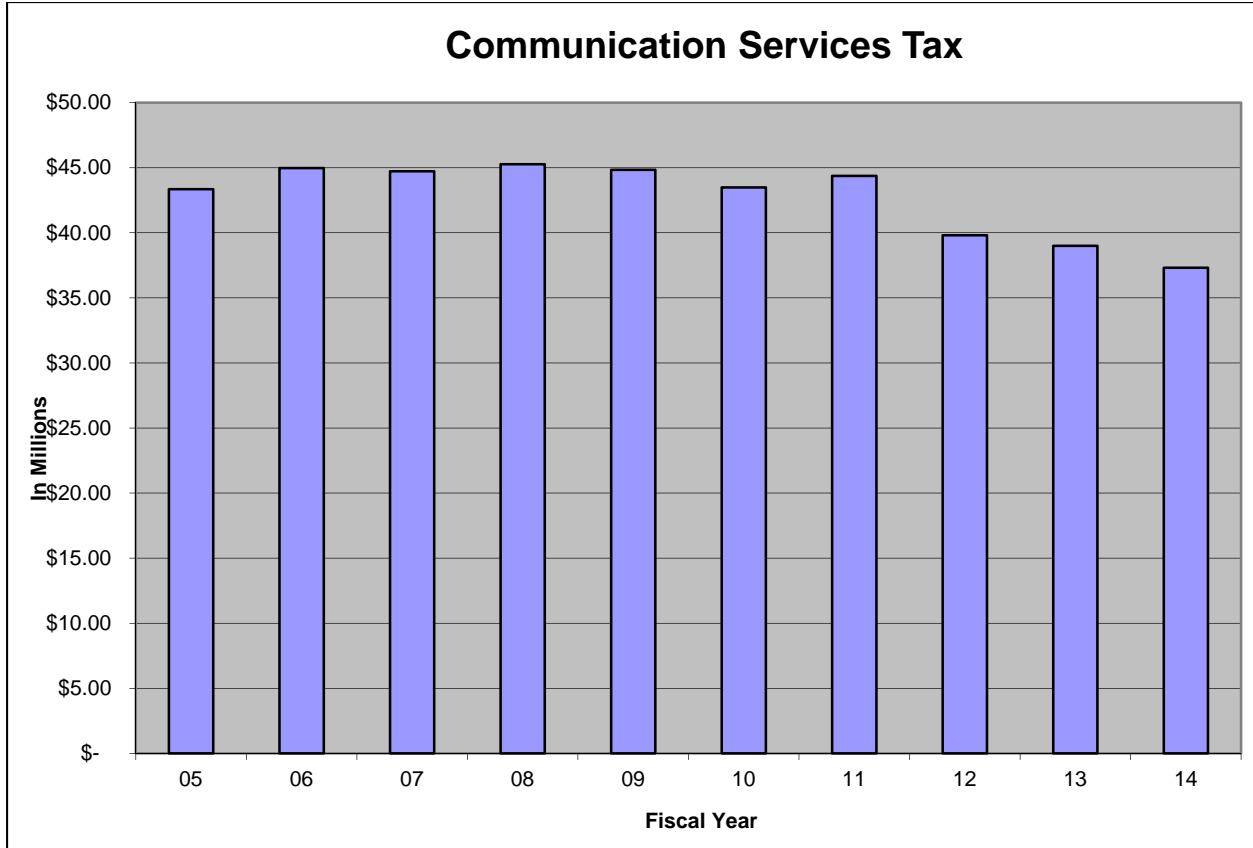


Stormwater Charges

The City of Jacksonville launched a new stormwater management fund in FY 08 (July 2008) to provide monies for drainage improvements and to improve the quality of the stormwater that ultimately flows into the St. Johns River. The stormwater fee is \$5 per month for an average household. For FY 14, the stormwater fee is expected to yield \$27.1 million for these purposes. Revenues are estimated based upon the billing units (equivalent residential units) within the city.

Communication Services Tax

The City levies a Communication Services Tax at the rate of 5.22% on the purchase of communication services (generally, telephone, wireless and cable television services) as defined by Florida Statute 202. The tax is collected by the state and then remitted to the city, after deducting an administrative fee. The state publishes annual estimates of collections each June generated via its annual revenue estimating conference. The City compares these estimates with the City’s own projections of communication services tax collections based upon historical revenues to arrive at a final estimate.



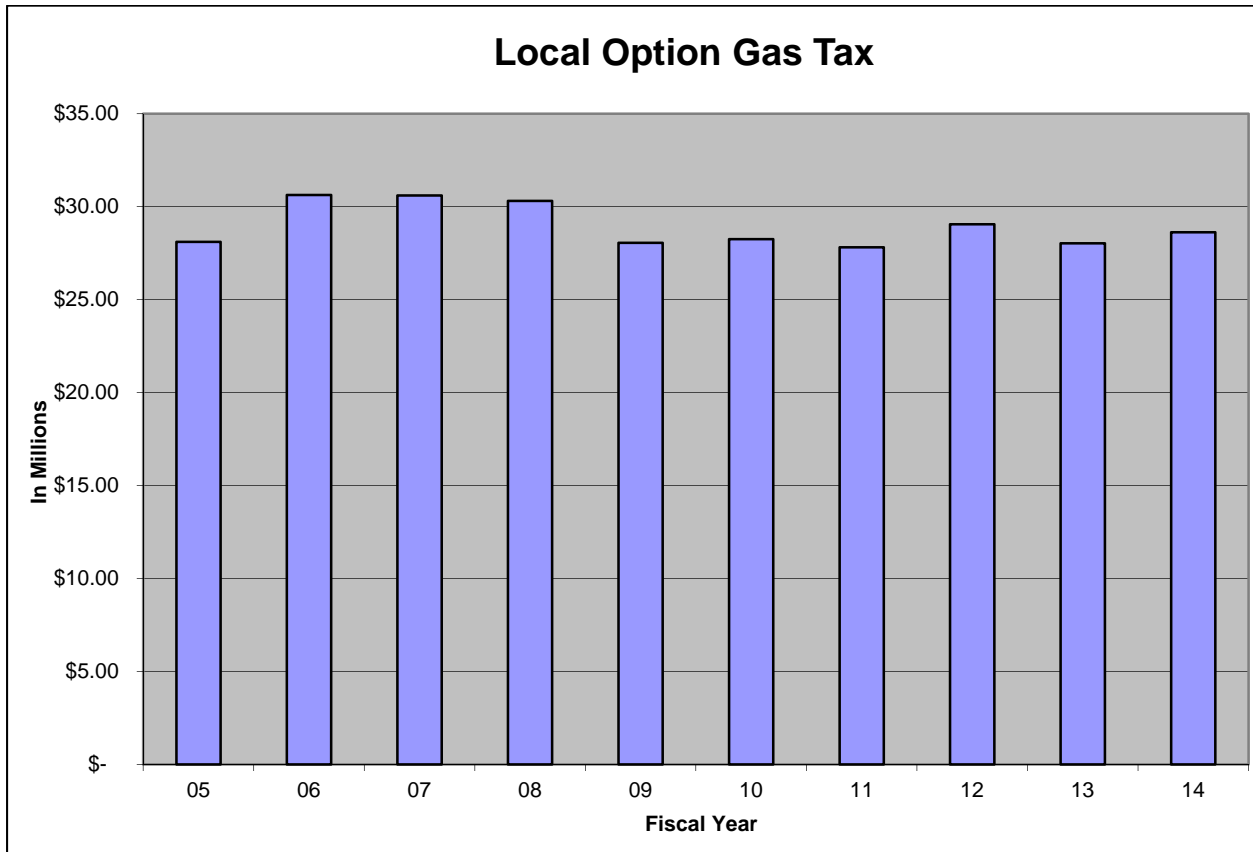
Solid Waste Charges

The primary source of solid waste fees is a per ton landfill tipping fee. Tonnage is projected to match previous levels as the economic recovery is expected to increase the amount of refuse collected and disposed of within the county. The franchise fee is based upon 17% of the haulers gross revenues collected within the city boundaries for garbage, yard waste and recycling collection.

The solid waste fee is expected to generate \$70.2 million in revenue for FY 14.

Local Option Gas Tax

The city levies a local option gas tax of six cents per gallon. In the past, this tax has provided funding for transportation services including roadway improvements and reconstruction, associated drainage for roadways and mass transit. Beginning in fiscal year 2000-2001, in accordance with the Better Jacksonville Plan (BJP) and the Interlocal Agreement between the city and the JTA, the revenue in this fund is transferred to JTA as a mass transit subsidy and for debt service. The local option gas tax saw growth in much of the past decade but has now dropped back. As the economy improves so should the Local Option Gas Tax. We project the Tax will approximate \$28.6 million for FY 14.



Other Revenues

The revenue streams discussed thus far constitute 71.8% of all revenues anticipated to be received by the City of Jacksonville. The remaining 28.2% of revenues are individually projected using historical trends, input from departments and data from a variety of other sources. These revenues include, but are not limited to, such items as Tax Collector Fees, Court Costs, Regulatory and Inspection Fees, Ambulance and E911 Charges, and Licenses and Permits.

BUDGET REVISION PROCEDURES

Chapter 106 of the municipal code and city administrative policies impose restrictions on the budget to safeguard the financial resources of the city and to ensure that sound financial conduct is maintained. Within the joint framework, the annual budget ordinance establishes specific appropriations and personnel caps.

In keeping with the strong Mayor form of government of the city, executive policy has established budgetary control by object account within activity for expenditures and by occupation code within activity for personnel. Any change to these authorizations requires the approval of the Mayor, and may require the approval of the Council. As one may expect, literally hundreds of budget amendments are considered each year.

Most budget amendments are initiated by the Division Chief, using a combined purpose transfer directive (TD) or budget transfer (BT) form with a personnel reclassification (RC) form (if needed). A TD is used to transfer budgeted appropriations from one object account to another, within the authorized transfer power of the Mayor. A BT requires City Council approval and is used for appropriation transfers outside of the Mayor's transfer powers and/or for increasing appropriations. An RC is used for any proposed transfer of authorized position(s) or part-time hour(s) between activities, for changing the occupation code of an authorized position or for requesting establishment of additional positions or hours. The Department head is required to approve all transfer forms.

Budget amendments are then submitted to the Budget Office for their review. The Budget Office recommendations are noted on all forms, which are then forwarded to the Accounting Division for review. After review by the Accounting Division, amendments over \$10,000 are returned to the Mayor's Budget Review Committee (MBRC) secretary for inclusion on the agenda for the following bi-weekly MBRC meeting. MBRC reviews and acts on those proposed budget amendments in accordance with administrative policy and applicable legal requirements. After an amendment that does not require Council action has been approved, it is entered into the Employee Services, Accounting and Budget systems. An action that requires Council approval is incorporated into a proposed ordinance by the Office of the General Counsel and is forwarded to the appropriate Council committee for introduction. Amendments that total \$10,000 or less, that do not require additional Council approval, are approved by the Budget Office and Accounting Division without going through the MBRC process noted above.

Actions that are beyond the Mayor's transfer powers and require City Council approval as detailed in ordinance code section 106.304, include:

- Appropriation of new revenues greater than \$100,000
- Transfers between subfunds within the General Fund
- Transfers between Divisions, for funds outside the General Fund, within the respective governmental fund types per governmental accounting standards
- Transfers out of an Internal Services Fund account to another account
- Transfers from or between Public Service Grants previously approved by Council
- Transfer to or from the City Council's activities / accounts
- Transfers from a contingency except for the Mayor's executive contingency or as detailed in the budget ordinance schedule B1b for continuation grants requiring a City match
- Transfers that abolish or transfer any agency and/or any of the functions or activities of an agency
- Transfers for a specific purpose, project or issue of \$750,000 or more
- Transfers out of or into a capital improvement project (C.I.P) project in excess of 10% or \$500,000, whichever is less

Budget amendments may also be initiated by the Council directly, as a memorandum for reallocations within the Council's own operating budget or as an ordinance. Upon receipt by the Rules Committee secretary, proposed budget ordinances are placed on the agenda for the next regularly scheduled Council meeting, where they are introduced and assigned to the Council Finance Committee and other committees, as appropriate. Although provisions exist for emergency action, it is normal for most legislation to proceed through three readings, which allows time for review by the Council staff and committee, and also provides time for public hearings.

After adoption by the City Council, ordinances become law when they are signed by the Mayor, or after a two-week period if not signed or vetoed by the Mayor. Unless an effective date is provided within an ordinance, it takes force when it becomes law.

BUDGET PROCESS

Legal Requirements

An annual budget, including all such funds as required by law, shall be prepared, approved and adopted for each fiscal year. The budget shall control the levy of taxes and expenditure of money for all City purposes during the ensuing fiscal year. The budget process shall be conducted in accordance with Chapters 125, 129, 200, and 218 of the Florida Statutes, as amended, as well as requirements spelled out in Chapter 106 of the city's municipal code.

By June 1, the Property Appraiser must provide a preliminary estimate of taxable value to the City.

By July 1, the Property Appraiser must certify the preliminary taxable value of all real, tangible personal and centrally assessed property within each taxing district.

By July 15, the Mayor must present a balanced budget, a five year capital program budget and a five year IT systems development program budget to the Jacksonville City Council in accordance with Section 106.200 of the municipal code.

Florida statute 200.065 requires Council to advise the Property Appraiser of the proposed millage rate, current year rolled-back rate, and date, time and place of the tentative budget hearing within 35 days of the Property Appraiser's July 1st certification of preliminary taxable values.

Within 65 to 80 days of July 1, or the date the Property Appraiser certifies the taxable value, the City Council must hold a public hearing to hear public testimony and to adopt a tentative budget and tentative millage rates. The first substantive issues discussed must be the percentage increase in the proposed aggregate millage rate over the rolled-back rate and the specific purposes for which the ad valorem tax revenues are being increased. Prior to the conclusion of the hearing, the City Council shall amend the proposed budget as it deems necessary, adopt the amended tentative budget, recompute its proposed millage rates and publicly announce the percent, if any, by which the recomputed proposed aggregate millage exceeds the rolled-back rate. That percentage shall be characterized as the percentage increase in property taxes tentatively adopted by the City Council (regardless of whether millage rates have changed). A date, time and place for a second public hearing is set at this hearing, which must be held within fifteen days after the first public hearing.

The City must publish two adjacent budget ads in a newspaper of general circulation in the County two to five days before the second public hearing is held. One advertisement notifies residents of the City's intent to finally adopt millage rates and a budget, identifying any increase in property taxes over the rolled-back rate, if applicable. The second advertisement summarizes the tentative budget, showing for the required fund types the proposed millage rates, balances, reserves, and major revenues and expenditures classifications. Specific size, placement, and wording requirements apply, as set forth in Chapter 200.065(3) of the Florida Statutes.

If, for any reason, the adoption of the final budget is delayed beyond the start of the next fiscal year, the City can expend moneys as outlined in Chapter 200.065(2)(g) of the Florida Statutes, as amended.

Copies of completed ordinances adopting the final millages are forwarded to the State, the Property Appraiser and the Tax Collector within three days of the adoption of the budget ordinances.

Not later than 30 days following adoption of the ordinances establishing a property tax levy, the City shall certify, to the Florida Department of Revenue, compliance with the provisions of Chapter 200 of the Florida Statutes, as amended. In addition to a statement of compliance, the certification package includes a copy of the adopted millage resolution or ordinance, a copy of the budget advertisements including proof of publication, and a copy of the Certification of Taxable Value form, as well as any other forms that may be required.

Preparation of the Mayor's Proposed Budget

The process begins with the five-year projections of revenues and expenses by the Finance Department, with special emphasis on the upcoming fiscal year's projections. Meetings with the Mayor and his policy chiefs are held to review the projections and the impact of assumptions on the budget. The projections are updated frequently for the impacts of any additions/deletions to the assumptions. Like other governments faced with increased demand for services and decreasing resources, the City is faced with both challenges and opportunities regarding capital and technology improvements.

The City prepares a five year Information technology system development program budget. The City of Jacksonville has adopted in Chapter 106, Part 2 Section 106.207 "The IT System Development Program Budget shall include a list of major technology initiatives projects for five years and the funding source for the following fiscal year, coterminous with the budget fiscal year."

The City also prepares a five year Capital Improvement Program (CIP). The CIP is a multi-year forecast of major capital buildings, infrastructures, and other needs. The City of Jacksonville has adopted in Chapter 6, Part 1 Section 106.109 Capital Improvement Funding a requirement to have a "Five-Year Capital Improvements Plan that is designed to be financially feasible and provides the funding source and amount of funding for the capital costs of each project, and the funding source and amount of funding for the anticipated post-construction operation costs of each project. The Five-Year Capital Improvements Plan shall be filed and approved each fiscal year concurrently with the annual budget."

The CIP process is designed to develop the financially feasible program that will a) meet the Capital Improvement Element of the City's Comprehensive Plan, b) provide for some cash funding of projects as well as the judicious use of debt, and c) balance Renewal and Replacement (R&R) projects (e.g. repaving, traffic signals, sidewalks repairs, etc.) with new and expansion projects (e.g. roads, parks, etc.). Incorporated in these reviews is a Debt Affordability Study prepared by the Treasury Division to apprise the policymakers on the practicality of debt issuance, amounts and impacts. The CIP is reviewed in conjunction with the Budget review process (see the Capital Projects section for more information).

Another key planning process impacting the budget is the Comprehensive Plan. The Comprehensive Plan describes the way the community will develop and grow; lists goals and objectives for different areas and issues within the community; and lists the city policies that direct programs, budgets and decisions. The City of Jacksonville must make changes to its Comprehensive Plan that addresses Concurrency Management, the Capital Improvements Element, which includes the Capital Improvements Program.

1. All departments/agencies responsible for impacted facilities must conduct concurrency tests prior to the issuance of orders or permits.
2. All approved orders or permits will be accompanied by a Concurrency Management Review Certificate (CRC) stating it passed concurrency tests.
 - Concurrency is service level standards for development and maintenance of capital facilities and services
3. A Capital Improvements Element (CIE) is a set of policies and procedures for:
 - Maintaining infrastructure and public facilities
 - Outlining implementation strategies
 - Outlining service levels requirements
 - The CIP is adopted into this document.

The internal service providers conduct meetings with their clients to develop the budgets for the internal service funds. Prior to the development of the proposed budget, the internal service providers prepare their budgets in order for these services to be included in the client departments' budget submittals.

At the end of March, the Budget Office convenes a meeting attended by representatives from all executive departments and elected officials to explain the budget process as well as to provide a set of the respective organization's original budget and staffing level reports. The departments have approximately four weeks to prepare current level and improved service level requests and return them to the Budget Office, using the forms and reports supplied by the Budget Office. During this period, the departments hold their own meetings and work-sessions and work closely with the Budget Office. As reports with more current information become available, especially after the close of the second fiscal quarter, the Budget Office provides the updated information to the departments.

Upon submission of the departmental budget requests, the Budget Office reviews each request and meets with each department to discuss their proposed budgets. The Budget Office and the departments will revise the proposed budgets as they deem necessary as a result of their meetings. To the extent that the Budget Office and a department or constitutional officer cannot agree on a proposed budget, the revised proposed budgets are then submitted to the Mayor's cabinet which makes any final budget recommendations to the Mayor on the proposed budget. The Mayor then consults with his cabinet, reviews the latest fiscal information available, and makes any final changes to the proposed Budget. Once the final changes are completed, the Mayor directs the Budget Office to prepare the Proposed Budget for submission to the City Council for review.

The Mayor's Proposed Budget is presented to the City Council on or before July 15th; the budget ordinance, millage levy ordinance, the five year CIP, the five year IT system development program budget and other related resolutions and legislation are introduced. The Mayor's Proposed Budget book provides the necessary budget reports needed to allow the City Council to review the Mayor's Budget and to make whatever changes they feel are required to express their own policies. Activity and Departmental recap reports provide information on original budget, revised budget, year-to-date and annualized expenditures, as well as a comparison of the recommended budget versus the revised budget. Revenue schedules and other statistical information are also provided.

Council Budget Review and Adoption

The Council begins its review of the Mayor's Proposed Budget in immediately after the Mayor presents the budget, on or before July 15th. For the first several weeks, review and analysis are conducted primarily by the Council Auditor's staff. At the same time that the City Council is considering the Mayor's proposed budget for the general government, they also consider the budgets of the independent agencies over which it has legislative control. As in the case of the general government, the independent agencies must submit to the City Council balanced budget proposals. During this phase of budget preparation, most of the interaction occurs between the Council Auditor's Office and the Budget Office.

Florida statute 200.065 requires Council to advise the Property Appraiser of the proposed millage rate, current year rolled-back rate, and date, time and place of the tentative budget hearing within 35 days of the Property Appraiser's July 1st certification of preliminary taxable values to comply with Truth in Millage (TRIM) requirements. This information is utilized by the Property Appraiser to mail out the Notice of Proposed Taxes to each property owner in late August.

The Council Finance Committee and other standing committees of the Council begin to conduct their own budget reviews in August. Review procedures vary by committee, but most committees elect to hold information gathering budget hearings. During detailed budget hearings with various departments, the Finance Committee develops specific amendment recommendations. The Budget Office works with the Council Auditor's staff to incorporate the Finance Committee and other Council changes into the amended budget.

Preparation of the budget is a highly interactive process throughout the schedule, as may be seen from the following calendar. Specific dates shown are those applicable to the fiscal year 2014 budget preparation phase.

BUDGET CALENDAR

- February 26 Internal Service providers are provided data to begin preparation of their operating budget.
- March 25 Budget kickoff briefing with Departments and Constitutional Officers. Electronic distribution to the departments of budget instructions, budget forms, reports and data downloads.
- April 1 CIP submissions are reviewed and prioritized.
- April 19 Deadline for budget submissions, along with required backup to the Budget Office. Submissions also include a letter of transmittal that explains the major factors affecting the department's budgetary requirements.
- April 19 – May 20 Budget Office review of budget submissions.
- May 18 – June 2 Distribution of revised reports to the departments that includes Budget Office recommendations on current level funding.
- May 20 - June 4 Budget Office meetings with Departments and Constitutional Officers to discuss department submission and any changes made by the Budget Office.
- April 26 Deadline for entering grant requests into GIFTS system.

CITY OF JACKSONVILLE, FLORIDA

May 31	Preliminary estimates of taxable values are due from the Property Appraiser.
June 1-July 1	Mayor and his cabinet determine the course of action to address any budgetary gap.
July 1	Certifications of taxable values are due from the Property Appraiser.
July 15	The Mayor's Proposed Budget is presented to the City Council.
July 16	The Council begins its review of the Mayor's Proposed Budget.
July 23	City Council adopts the maximum millage for Truth in Millage (T.R.I.M.) notice.
August 8 - September 5	Council Finance Committee hearings on proposed millage rate and budget are held.
September 10	Finance Committee presents their amended budget to the full Council and initial public hearings on the budget and millage levy are held.
September 16	Final Finance Committee hearing to "lay the budget on the table". City ordinance code section 106.210 requires that the annual budget enacted by the Council be filed and available for public inspection for not less than seven days.
September 24	After the final public hearings, the millage levy ordinances, the amended Budget Ordinance, the five year CIP, the five year IT system development program budget and other related resolutions and ordinances are adopted by the City Council.
October 1	The new fiscal year begins.

FINANCIAL CONDITION
PROJECTED FUND BALANCES AT SEPTEMBER 30, 2014
(in thousands)

	<u>General Funds</u>	<u>Special Revenue Funds</u>	<u>Enterprise Funds</u>	<u>Internal Service Funds</u>	<u>Fiscal Year 2013-14 Totals</u>
ESTIMATED BEG FUND BALANCE	140,908	208,199	166,765	113,808	629,680
BUDGETED SOURCES:					
Taxes, Fees, Licenses & Permits	664,122	203,622	19,341	0	887,085
Intergovernmental Revenue	134,892	9,089	0	0	143,981
General Government Charges	17,222	1,582	566	292,408	311,778
Earnings on Investments	3,132	2,102	876	3,335	9,444
Fines and Forfeitures	2,225	803	634	0	3,663
Charges for Services	41,050	10,815	107,992	15	159,872
Special Assessments	0	619	0	0	619
Miscellaneous	16,430	3,108	10,374	1,260	31,172
Banking Fund Borrowings	340	0	8,997	45,089	54,426
Contributions from Other Funds	111,241	27,653	16,708	9,245	164,846
Total Sources	<u>990,654</u>	<u>259,392</u>	<u>165,489</u>	<u>351,351</u>	<u>1,766,885</u>
BUDGETED USES:					
Salaries and Benefits	615,359	14,305	21,670	30,411	681,745
Operating expense	228,466	29,012	120,479	298,550	676,508
Capital outlay	3,885	1,362	22,719	16,481	44,447
Debt service	62,199	78,305	3,689	7,201	151,393
Assistance to other agencies	39,845	131,594	0	190	171,628
Contributions to other funds	48,057	4,829	1,221	1,282	55,389
Total Uses	<u>997,811</u>	<u>259,408</u>	<u>169,778</u>	<u>354,114</u>	<u>1,781,110</u>
Projected Ending Fund Balance	<u>133,751</u>	<u>208,184</u>	<u>162,476</u>	<u>111,045</u>	<u>615,456</u>
Percentage Change:	-5.1% a	0.0%	-2.6%	-2.4%	-2.3%

a) The decrease in projected fund balance is due to a \$7.0 million appropriation of retained earnings in the General Fund - GSD (SF 011) to fund operations in the Office of the Sheriff's budget for FY 13-14.

Footnotes:

Estimated Beginning Fund Balance is the sum of the respective unaudited fund balance figures for the prior year ending September 30. Balances pulled November 18, 2013 before year-end close out.

Excluded from Total Sources: Intrafund Transfers In, Non Operating Sources, Pension Fund Contributions, Sales of Surplus Materials and Debt Proceed

Excluded from Total Uses: Intrafund Transfers Out, Cash Carryovers and Reserves that are not expected to be appropriated during the fiscal year.

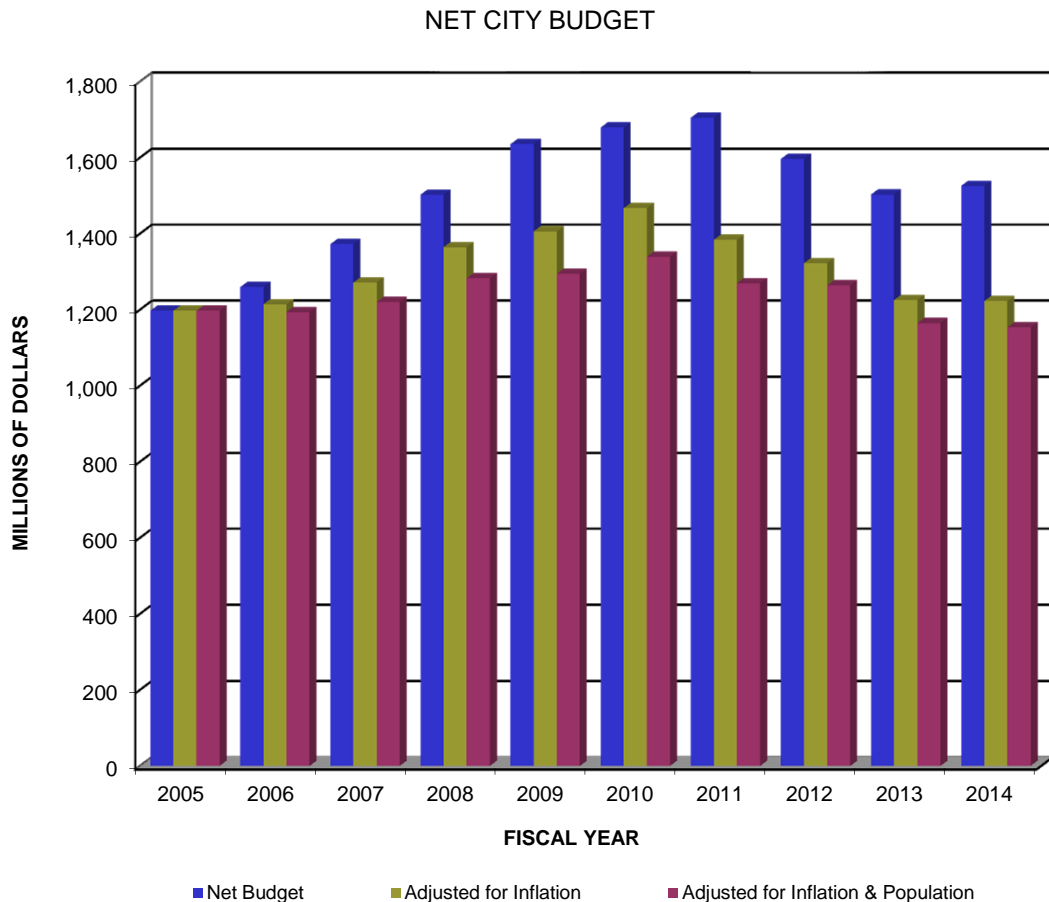
STATEMENT OF REVENUE, EXPENDITURES AND CHANGES IN FUND BALANCES
(in thousands)

	General Fund	Special Revenue Funds	Enterprise Funds	Internal Service Funds	Totals
FISCAL YEAR ENDED SEPT 30, 2011					
Fund Balance, Beginning of Year	\$ 110,065	\$ 242,668	\$ 150,498	\$ 79,390	\$ 582,620
Operating - Rev/(Exp)					
Revenues	984,033	340,575	129,333	255,647	1,709,588
Expenditures	(855,337)	(336,828)	(137,493)	(245,701)	(1,575,359)
Operating Income (Loss)	128,696	3,747	(8,160)	9,946	134,229
Non Operating - Rev/(Exp)					
Transfers In	11,158	30,517	24,804	3,176	69,655
Transfers Out	(121,377)	(72,313)	(1,717)	(4,776)	(200,183)
Long Term Debt Issued/Captial Contributions	379	0	0	0	379
Fund Balance, End of Year	<u>\$ 128,921</u>	<u>\$ 204,619</u>	<u>\$ 165,425</u>	<u>\$ 87,736</u>	<u>\$ 586,700</u>
FISCAL YEAR ENDED SEPT 30, 2012					
Fund Balance, Beginning of Year	\$ 128,921	\$ 204,619	\$ 165,425	\$ 87,736	\$ 586,700
Operating - Rev/(Exp)					
Revenues	954,602	337,284	140,494	241,090	1,673,470
Expenditures	(824,080)	(269,364)	(147,396)	(244,809)	(1,485,649)
Operating Income (Loss)	130,522	67,920	(6,902)	(3,719)	187,821
Non Operating - Rev/(Exp)					
Transfers In	11,104	31,014	23,531	1,544	67,193
Transfers Out	(122,775)	(101,268)	(1,670)	(1,963)	(227,676)
Long Term Debt Issued/Captial Contributions	2,349	0	0	0	2,349
Fund Balance, End of Year	<u>\$ 150,121</u>	<u>\$ 202,285</u>	<u>\$ 180,384</u>	<u>\$ 83,598</u>	<u>\$ 616,387</u>
FISCAL YEAR ENDED SEPT 30, 2013					
Fund Balance, Beginning of Year	\$ 150,121	\$ 202,285	\$ 180,384	\$ 83,598	\$ 616,387
Operating - Rev/(Exp)					
Revenues	921,229	287,013	128,422	292,521	1,629,185
Expenditures	(841,790)	(225,271)	(146,061)	(263,785)	(1,476,907)
Operating Income (Loss)	79,438	61,742	(17,639)	28,736	152,278
Non Operating - Rev/(Exp)					
Transfers In	8,615	27,533	19,696	1,474	57,318
Transfers Out	(98,323)	(83,361)	(15,675)	0	(197,359)
Long Term Debt Issued/Captial Contributions	1,057	0	0	0	1,057
Estimated Fund Balance, End of Year	<u>\$ 140,908</u>	<u>\$ 208,199</u>	<u>\$ 166,765</u>	<u>\$ 113,808</u>	<u>\$ 629,680</u>

NET CITY BUDGET

Interfund transfers and the cost of services provided by one division to another division of government can overstate the true overall cost of providing services in the budget. Transfers are dollars in the budget that are moved from one fund to another fund. This movement of dollars between funds does not reflect any additional spending on programs or projects, but the total budget figures would count these as expenditures within both of these funds, resulting in a degree of double counting. The graph on this page and the Comparative Budget Summary on the following pages are presented on a net basis and present a truer picture of the actual size of Jacksonville's budget, by adjusting for those items which are double counted.

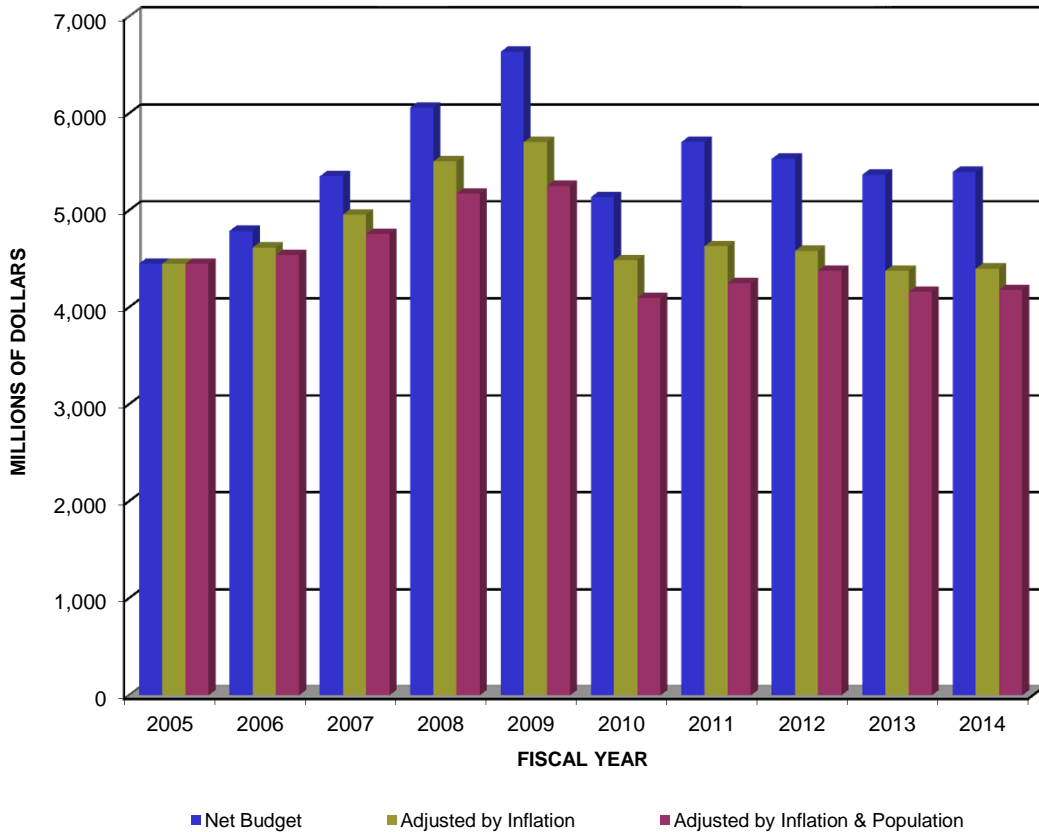
As shown below, the net budget of the City has increased from \$1.2 billion in fiscal year 2005 to \$1.53 billion for fiscal year 2014. However, adjusting for inflation during the period, the fiscal year 2014 budget would be equivalent to a budget in fiscal year 2005 of \$1.22 billion. When also taking into account the population growth during the same period, the fiscal year 2014 budget is equivalent to a budget of \$1.15 billion in fiscal year 2005.



CITY OF JACKSONVILLE, FLORIDA

The following graph shows the net consolidated budgets for the City of Jacksonville, its independent authorities and the Duval County School Board. This combination represents the total consolidated budget for most of the City's residents. As may be seen by comparing the two graphs, the total consolidated budget trend is similar to that of the City in that when adjusted for inflation and population both trends are relatively flat.

NET CONSOLIDATED BUDGET



Following the Comparative Budget Summary are the schedules and analyses which focus on the budget for the City of Jacksonville. It should be noted, that all figures are from the originally adopted budgets, unless otherwise stated, and prior years figures are restated to reflect organizational changes. Any budget revisions which are material at the level of detail presented are explained.

COMPARATIVE NET CITY BUDGET
FOR FISCAL YEARS 2012-13 AND 2013-14
 (Excluding Fund to Fund Transfers)

	FY 12-13 Budgeted	FY 13-14 Budgeted	% Of Change
General Fund	\$ 901,345,197	938,583,744	4.13 %
Capital Project Funds	33,722,387	39,974,608	18.54
Special Revenue Funds	320,644,433	288,437,563	(10.04)
Enterprise Funds	168,795,357	169,777,744	0.58
Internal Service Funds	74,066,841	92,587,975	25.01
General Trust and Agency Funds	2,139,939	(1,057,600) (a)	(149.42)
Component Units	<u>2,566,135</u>	<u>(2,251,493) (b)</u>	<u>(187.74)</u>
TOTAL CITY OF JACKSONVILLE	\$ <u>1,503,280,289</u>	<u>1,526,052,541</u>	<u>1.51 %</u>

A More Detailed Summary Follows.

Notes:

- (a) The negative net budget is due to various de-appropriations in several all-years funds of \$2,214,196 of prior year expenditure budget which was then transferred out of the General Trust & Agency funds into a Capital Project fund in the FY 13-14 budget.
- (b) The negative net budget is due to a de-appropriation in an all-years fund of \$4,854,277 of prior year expenditure budget which was then transferred out of the Component Unit into a Capital Project fund in the FY 13-14 budget.

CITY OF JACKSONVILLE, FLORIDA

**COMPARATIVE NET CONSOLIDATED BUDGET
FOR FISCAL YEARS 2011-12, 2012-13 AND 2013-14**

	<u>FY 11-12</u>	<u>FY 12-13</u>	<u>FY 13-14</u>
	<u>Budgeted</u>	<u>Budgeted</u>	<u>Budgeted</u>
CITY OF JACKSONVILLE			
GENERAL FUND	1,042,249,572	1,034,227,938	1,067,187,868
Less: Cash Carryover	47,571,751	48,769,260	50,430,016
Contributions to Other Funds:			
Alcoholic Rehab Trust Fund	249,281	225,000	225,000
Beach Erosion	200,000	200,000	200,000
Capital Project Funds (Pay-Go)	6,985,071	0	3,000,000
Cecil Commerce Center	1,622,988	1,360,253	1,084,459
Children's Commission	19,384,287	16,804,385	21,721,304
City Venues	8,703,230	7,894,945	7,180,503
Court Technology - Recording Fees	1,113,050	861,883	0
Courthouse Complex Trust Fund	0	94,408	0
Federal Programs	424,266	421,860	424,269
Hanna Park	238,511	421,060	704,840
Huguenot Park	384,496	343,103	338,944
Jacksonville Economic Development	1,428,860	0	0
Jacksonville Port Authority	5,905,702	5,296,851	5,930,822
Jacksonville Transportation Authority	1,284,270	1,324,309	1,350,049
Mayport Ferry	0	0	449,715
JEDC - Cecil Field Trust	578,724	0	0
Storm Water	1,482,501	1,557,442	1,557,442
Tax Increment Districts	3,322,168	2,540,800	2,878,907
Full Cost Recovery	18,408,742	17,349,015	11,108,931
Transfers between General Funds	22,252,177	20,951,581	18,947,315
Transfers Between Funds for Debt Service	1,071,608	1,071,608	1,071,608
Interfund and Intrafund Transfers	8,454,814	5,394,978	0
TOTAL - GENERAL FUND	891,183,075	901,345,197	938,583,744

**COMPARATIVE NET CONSOLIDATED BUDGET
FOR FISCAL YEARS 2011-12, 2012-13 AND 2013-14**

	FY 11-12 Budgeted	FY 12-13 Budgeted	FY 13-14 Budgeted
CAPITAL PROJECT FUND	56,585,745	34,114,387	47,253,608
Less: Cash Carryover	396,000	392,000	388,000
Contributions to Other Funds	0	0	6,891,000
TOTAL - CAPITAL PROJECT FUND	56,189,745	33,722,387	39,974,608
SPECIAL REVENUE FUNDS	253,678,029	243,852,834	262,576,191
Plus: Anticipated Grants (a)	119,236,301	89,617,321	39,546,334
Less: Cash Carryover	1,752,504	760,914	3,168,495
Transfers between Sp Rev Funds	75,000	75,000	75,000
Transfers Between Funds for Debt Service	10,220,938	7,169,478	5,687,061
Contributions to Other Funds	5,453,776	4,820,330	4,754,406
TOTAL - SPECIAL REVENUE FUNDS	355,412,112	320,644,433	288,437,563
ENTERPRISE FUNDS	221,640,020	201,067,212	200,755,084
Less: Cash Carryover	3,186,619	1,824,952	1,812,240
Transfers between Enterprise Funds	18,641,060	13,147,513	13,033,101
Transfers Between Funds for Debt Service	15,510,480	16,907,390	15,743,999
Contributions to Other Funds	396,000	392,000	388,000
TOTAL - ENTERPRISE FUNDS	183,905,861	168,795,357	169,777,744
INTERNAL SERVICE FUNDS	378,422,545	342,863,725	393,238,099
Less: Cash Carryover	1,564,799	1,683,756	2,516,816
Transfers between Internal Svc Funds	7,283,193	5,641,755	8,853,814
Transfers Between Funds for Debt Service	24,410,236	29,208,314	29,035,448
Charges to City and Independent Agencies	241,019,752	232,263,059	260,244,046
Contributions to Other Funds	0	0	0
TOTAL - INTERNAL SERVICE FUNDS	104,144,565	74,066,841	92,587,975
GENERAL TRUST AND AGENCY FUNDS	12,017,470	13,683,144	13,519,254
Less: Cash Carryover	0	0	0
Contributions to Other Funds	0	605,000	3,129,205
Pension Fund Charges	10,583,291	10,938,205	11,447,649
TOTAL - GENERAL TRUST AND AGENCY FUNDS	1,434,179	2,139,939	(1,057,600)
COMPONENT UNITS	4,538,706	2,978,653	2,602,784
Less: Cash Carryover	0	0	0
Transfers between Component Units	0	0	0
Contributions to Other Funds	0	412,518	4,854,277
TOTAL - COMPONENT UNITS	4,538,706	2,566,135	(2,251,493)
TOTAL CITY OF JACKSONVILLE	\$1,596,808,243	\$1,503,280,289	\$1,526,052,541

**COMPARATIVE NET CONSOLIDATED BUDGET
FOR FISCAL YEARS 2011-12, 2012-13 AND 2013-14**

	FY 11-12 Budgeted	FY 12-13 Budgeted	FY 13-14 Budgeted
INDEPENDENT AUTHORITIES			
JACKSONVILLE ELECTRIC AUTHORITY			
Operations	1,890,793,451	1,819,661,931	1,804,540,523
Capital	312,850,000	323,083,000	251,290,000
Less: Transfers between Operating and Capital	250,751,508	258,707,756	250,481,578
Contribution to General Fund - GSD	104,187,538	106,687,538	109,187,538
TOTAL - JACKSONVILLE ELECTRIC AUTHORITY	1,848,704,405	1,777,349,637	1,696,161,407
JACKSONVILLE AVIATION AUTHORITY			
Operations	79,057,645	78,740,422	79,456,729
Capital	33,388,800	72,871,680	50,842,000
Less: Transfer to Operating Capital Outlay	10,423,262	28,776,600	8,104,000
TOTAL - JACKSONVILLE AVIATION AUTHORITY	102,023,183	122,835,502	122,194,729
JACKSONVILLE PORT AUTHORITY			
Operations	59,798,478	60,528,152	61,659,559
Capital	122,899,420	117,499,335	121,689,480
Less: Transfer to City - Mayport Ferry Capital	0	0	1,000,000
Transfer to Operating Capital Outlay	4,421,538	5,210,746	7,524,138
TOTAL - JACKSONVILLE PORT AUTHORITY	178,276,360	172,816,741	174,824,901
JACKSONVILLE TRANSPORTATION AUTHORITY			
Operations	164,032,610	165,021,547	171,603,953
Capital	12,086,104	17,661,630	53,838,784
Less: Transfers within/to Divisions	3,800,672	12,993,623	14,704,175
TOTAL - JACKSONVILLE TRANSP AUTHORITY	172,318,042	169,689,554	210,738,562
POLICE & FIRE PENSION FUND			
	9,078,585	8,724,167	8,249,355
Less: Interfund Transfers	0	0	0
TOTAL - POLICE & FIRE PENSION FUND	9,078,585	8,724,167	8,249,355
TOTAL - INDEPENDENT AUTHORITIES	2,310,400,575	2,251,415,601	2,212,168,954
OTHER AGENCIES			
DUVAL COUNTY SCHOOL BOARD			
	1,676,288,018	1,663,440,978	1,711,138,681
Less: Interfund Transfers	49,921,878	49,035,210	52,039,354
TOTAL - DUVAL COUNTY SCHOOL BOARD	1,626,366,140	1,614,405,768	1,659,099,327
TOTAL NET CONSOLIDATED BUDGET	\$5,533,574,958	\$5,369,101,658	\$5,397,320,822

(a) Includes grant funding from Federal and State governments as well as other governments and non-profit and for-profit entities.
Detail is provided on the Anticipated Grant Schedule.

CITY OF JACKSONVILLE, FLORIDA

**BUDGETED REVENUE, EXPENDITURES AND RESERVES
FOR THE FISCAL YEAR ENDING SEPTEMBER 30, 2014**

	GENERAL FUNDS	SPECIAL REVENUE FUNDS	CAPITAL PROJECT FUNDS
REVENUES			
AD VALOREM TAXES	487,581,418	19,658,357	0
BUILDING PERMITS	0	10,241,215	0
COMMUNICATIONS SERVICES TAX	37,306,788	0	0
CONTRIB & DONATIONS FROM PRIVATE SOURCES	82,820	853,627	0
CONTRIB FROM COMPONENT UNITS	0	0	0
CONTRIBUTIONS FROM OTHER FUNDS	21,000,742	27,652,723	14,804,668
CONTRIBUTIONS FROM OTHER LOCAL UNITS	109,187,538	0	0
COURT-RELATED REVENUES	187,000	3,230,603	0
CULTURE AND RECREATION	1,369,352	1,563,200	0
DEBT PROCEEDS	340,000	0	30,950,000
DISPOSITION OF FIXED ASSETS	50,000	0	0
FEDERAL GRANTS	706,623	1,878,468	0
FEDERAL PAYMENTS IN LIEU OF TAXES	23,000	0	0
FRANCHISE FEES	41,489,435	0	0
GENERAL GOVERNMENT	17,222,094	1,582,274	0
HUMAN SERVICES	1,859,753	258,081	0
INTEREST, INCL PROFITS ON INVESTMENTS	3,131,682	2,101,954	813,220
JUDGMENT AND FINES	651,000	175,000	0
LOCAL BUSINESS TAX	7,505,559	0	0
NON OPERATING SOURCES	57,574,686	3,183,955	0
OTHER CHARGES FOR SERVICES	13,829,066	0	0
OTHER FINES AND/OR FORFEITS	1,093,800	275,000	0
OTHER LICENSES AND PERMITS	5,000	21,500	0
OTHER MISCELLANEOUS REVENUE	16,141,148	1,877,613	0
PENSION FUND CONTRIBUTIONS	0	0	0
PHYSICAL ENVIRONMENT	518,926	1,161,669	0
PROCEEDS OF REFUNDING BONDS	0	0	0
PUBLIC SAFETY	23,286,056	4,601,288	0
RENTS AND ROYALTIES	155,975	376,472	0
SALES AND USE TAXES	1,009,100	173,700,766	0
SALES OF SURPLUS MATERIALS & SCRAPS	12,000	0	0
SPECIAL ASSESSMENTS/IMPACT FEES	0	618,513	0
STATE GRANTS	157,399	13,605	685,720
STATE SHARED REVENUES	134,004,839	7,196,874	0
TRANSPORTATION	0	0	0
UTILITY SERVICE TAXES	89,224,405	0	0
VIOLATIONS OF LOCAL ORDINANCES	480,664	353,434	0
TOTAL REVENUES	1,067,187,868	262,576,191	47,253,608

CITY OF JACKSONVILLE, FLORIDA

**BUDGETED REVENUE, EXPENDITURES AND RESERVES
FOR THE FISCAL YEAR ENDING SEPTEMBER 30, 2014**

ENTERPRISE FUNDS	INTERNAL SERVICE FUNDS	TRUST & AGENCY FUNDS	COMPONENT UNITS	TOTAL
0	0	0	0	507,239,775
0	0	0	0	10,241,215
0	0	0	0	37,306,788
0	0	0	0	936,447
1,000,000	0	0	0	1,000,000
44,873,059	45,851,870	0	0	154,183,062
0	0	0	0	109,187,538
0	0	0	0	3,417,603
5,890,923	0	0	0	8,823,475
8,997,000	45,088,856	0	0	85,375,856
0	348,625	0	884,310	1,282,935
0	0	0	0	2,585,091
0	0	0	0	23,000
7,072,576	0	0	0	48,562,011
565,775	292,407,502	0	1	311,777,646
0	0	0	0	2,117,834
875,791	3,334,643	0	224,242	10,481,532
0	0	400,000	0	1,226,000
0	0	0	0	7,505,559
4,520,330	5,280,205	0	328,411	70,887,587
5,719,740	0	0	0	19,548,806
0	0	0	0	1,368,800
0	0	0	0	26,500
3,278,327	652,208	1,671,605	123,131	23,744,032
0	0	11,447,649	0	11,447,649
90,241,716	0	0	0	91,922,311
0	0	0	143,525	143,525
506,177	0	0	0	28,393,521
7,095,641	259,550	0	899,164	8,786,802
12,268,622	0	0	0	186,978,488
1,581,099	0	0	0	1,593,099
0	0	0	0	618,513
0	0	0	0	856,724
0	0	0	0	141,201,713
5,633,937	14,640	0	0	5,648,577
0	0	0	0	89,224,405
634,371	0	0	0	1,468,469
200,755,084	393,238,099	13,519,254	2,602,784	1,987,132,888

CITY OF JACKSONVILLE, FLORIDA

**BUDGETED REVENUE, EXPENDITURES AND RESERVES
FOR THE FISCAL YEAR ENDING SEPTEMBER 30, 2014**

	GENERAL FUNDS	SPECIAL REVENUE FUNDS	CAPITAL PROJECT FUNDS
EXPENDITURES-DEPARTMENTAL			
PERSONNEL EXPENSES	615,359,338	14,305,465	0
OPERATING EXPENSES	219,605,447	27,684,042	0
CAPITAL OUTLAY	3,885,011	1,362,239	42,011,331
GRANTS AND AIDS	39,844,781	131,593,615	0
OTHER USES	6,517,082	1,328,259	0
TOTAL EXPENDITURES-DEPARTMENTAL	885,211,659	176,273,620	42,011,331
EXPENDITURES-NON-DEPARTMENTAL			
CASH CARRYOVER	50,430,016	3,168,495	388,000
CONTINGENCY (Detailed Below)	3,353,748	0	(2,036,723)
CONTRIBUTION FROM PRIMARY GOVERNMENT	7,280,871	0	0
DEBT SVC TRANSFER OUT - INTEREST	29,769,252	46,070,788	0
DEBT SVC TRANSFER OUT - PRINCIPAL	31,922,334	32,227,922	0
DEBT SVC TRANSFER OUT-FISCAL AGENT FEES	251,801	5,960	0
DEBT SVC TRANSFER(INTRAFUND) - INTEREST	0	0	0
DEBT SVC TRANSFER(INTRAFUND) - PRINCIPAL	0	0	0
DEBT SVC TRANSFER(INTRAFUND)-FISCAL AGNT	0	0	0
FISCAL AGENT FEES	255,489	0	0
LOAN REPAYMENT	0	0	0
TRANSFER OUT - INTERFUND	39,765,383	4,829,406	6,891,000
TRANSFER OUT - INTRAFUND	18,947,315	0	0
TOTAL EXPENDITURES-NON-DEPARTMENTAL	181,976,209	86,302,571	5,242,277
TOTAL APPROPRIATIONS	1,067,187,868	262,576,191	47,253,608
SUB REPORT: CONTINGENCY DETAIL			
EXECUTIVE OP CONTINGENCY - COUNCIL	100,000	0	0
EXECUTIVE OP CONTINGENCY - JOINT	100,000	0	0
EXECUTIVE OP CONTINGENCY - MAYOR	100,000	0	0
FEDERAL MATCHING GRANTS (B1-B)	744,370	0	0
FEDERAL PROGRAMS CONTINGENCY	266,000	0	0
OGC - SETTLEMENTS / JUDGMENTS	0	0	0
REDUCTION IN DOWNTOWN DEV CONTINGENCIES	0	0	(2,036,723)
DESIGNATED COUNCIL CONTINGENCIES:			
Budget	1,003	0	0
Property / Neighborhood Blight	2,042,375	0	0
	3,353,748	0	(2,036,723)

CITY OF JACKSONVILLE, FLORIDA

**BUDGETED REVENUE, EXPENDITURES AND RESERVES
FOR THE FISCAL YEAR ENDING SEPTEMBER 30, 2014**

ENTERPRISE FUNDS	INTERNAL SERVICE FUNDS	TRUST & AGENCY FUNDS	COMPONENT UNITS	TOTAL
21,669,522	30,410,910	429,191	325,417	682,499,843
96,616,249	224,861,010	8,271,468	2,255,847	579,294,063
22,718,629	16,480,771	1,355,701	2	87,813,684
0	189,817	0	0	171,628,213
<u>23,863,223</u>	<u>73,610,083</u>	<u>333,689</u>	<u>21,518</u>	<u>105,673,854</u>
164,867,623	345,552,591	10,390,049	2,602,784	1,626,909,657
1,812,240	2,516,816	0	0	58,315,567
0	78,771	0	(4,854,277)	(3,458,481)
0	0	0	0	7,280,871
1,740,919	0	0	0	77,580,959
1,705,170	0	0	0	65,855,426
240,567	0	0	0	498,328
6,049,176	11,141,948	0	0	17,191,124
9,692,596	17,889,800	0	0	27,582,396
2,227	3,700	0	0	5,927
2,227	3,700	0	0	261,416
0	7,196,959	0	0	7,196,959
1,221,238	1,282,053	3,129,205	4,854,277	61,972,562
13,421,101	7,571,761	0	0	39,940,177
<u>35,887,461</u>	<u>47,685,508</u>	<u>3,129,205</u>	<u>0</u>	<u>360,223,231</u>
200,755,084	393,238,099	13,519,254	2,602,784	1,987,132,888
0	0	0	0	100,000
0	0	0	0	100,000
0	0	0	0	100,000
0	0	0	0	744,370
0	0	0	0	266,000
0	78,771	0	0	78,771
0	0	0	(4,854,277)	(6,891,000)
0	0	0	0	1,003
0	0	0	0	2,042,375
<u>0</u>	<u>78,771</u>	<u>0</u>	<u>(4,854,277)</u>	<u>(3,458,481)</u>

**BUDGETED REVENUES BY DEPARTMENT
ALL FUNDS
FOR THE FISCAL YEAR ENDING SEPTEMBER 30, 2014**

	Fiscal Year		Dollar Change	Percent Change
	2012-2013	2013-2014		
Department:				
Advisory Boards and Commissions	\$ 307,050	\$ 106,000	\$ (201,050)	(65.5%)
City Council	5,466,473	5,677,818	211,345	3.9%
Clerk of the Court	2,755,272	3,807,700	1,052,428	38.2%
Courts	4,403,238	4,606,294	203,056	4.6%
Downtown Investment Authority	0	35,500	35,500	0.0%
Employee Services	98,007,877	92,823,671	(5,184,206)	(5.3%)
Finance	76,237,100	76,632,423	395,323	0.5%
Fire and Rescue	28,974,486	27,401,228	(1,573,258)	(5.4%)
Human Rights Commission	105,925	105,925	0	0.0%
Intra-Governmental Services	84,630,544	80,177,568	(4,452,976)	(5.3%)
Jacksonville Children's Commission	306,300	310,300	4,000	1.3%
Jacksonville Housing Finance Authority	61,150	51,600	(9,550)	(15.6%)
Mayor's Office	1,000	83,820	82,820	8282.0%
Medical Examiner	1,202,017	1,211,003	8,986	0.7%
Military Affairs, Veterans & Disabled Services	500	800	300	60.0%
Neighborhoods	4,247,613	4,877,887	630,274	14.8%
Office of Economic Development	30,790,896	29,843,360	(947,536)	(3.1%)
Office of General Counsel	7,955,913	7,378,864	(577,049)	(7.3%)
Office of the Sheriff	15,481,874	13,051,676	(2,430,198)	(15.7%)
Parks and Recreation	3,262,738	3,205,142	(57,596)	(1.8%)
Planning and Development	10,442,858	12,399,888	1,957,030	18.7%
Public Libraries	1,353,445	1,324,275	(29,170)	(2.2%)
Public Works	106,727,705	141,794,658	35,066,953	32.9%
Special Services	1,020,367	893,754	(126,613)	(12.4%)
Supervisor of Elections	6,000	6,000	0	0.0%
Tax Collector	10,074,547	9,096,675	(977,872)	(9.7%)
Total Departmental Revenues	\$ 493,822,888	\$ 516,903,829	\$ 23,080,941	4.7%
Non-Departmental:				
Banking Fund Loan Proceeds	\$ 31,730,950	\$ 42,687,928	\$ 10,956,978	34.5%
Bond Proceeds	32,889,945	42,831,453	9,941,508	30.2%
Fund Balance/Retained Earnings	74,693,370	70,887,587	(3,805,783)	(5.1%)
Jacksonville City-Wide Activities	984,323,325	1,038,003,842	53,680,517	5.5%
Pension Contributions	10,938,205	11,447,649	509,444	4.7%
Transfers In (including debt)	244,389,210	264,370,600	19,981,390	8.2%
Non-Departmental Revenues	\$ 1,378,965,005	\$ 1,470,229,059	\$ 91,264,054	6.6%
Total Revenues	\$ 1,872,787,893	\$ 1,987,132,888	\$ 114,344,995	6.1%

**BUDGETED EXPENDITURES BY DEPARTMENT
ALL FUNDS
FOR THE FISCAL YEAR ENDING SEPTEMBER 30, 2014**

	Fiscal Year		Dollar Change	Percent Change
	2012-2013	2013-2014		
Department:				
Advisory Boards and Commissions	\$ 380,583	\$ 383,283	\$ 2,700	0.7%
City Council	14,723,588	16,249,877	1,526,289	10.4%
Clerk of the Court	3,004,718	3,665,381	660,663	22.0%
Courts	2,986,333	5,590,393	2,604,060	87.2%
Downtown Investment Authority	0	1,427,504	1,427,504	0.0%
Employee Services	105,032,380	99,999,048	(5,033,332)	(4.8%)
Finance	57,413,976	60,024,987	2,611,011	4.5%
Fire and Rescue	175,489,032	195,877,150	20,388,118	11.6%
Human Rights Commission	899,974	905,684	5,710	0.6%
Intra-Governmental Services	80,605,023	88,691,811	8,086,788	10.0%
Jacksonville Children's Commission	25,442,199	23,413,679	(2,028,520)	(8.0%)
Jacksonville Housing Finance Authority	579,565	610,903	31,338	5.4%
Mayor's Office	3,224,811	3,778,502	553,691	17.2%
Medical Examiner	2,658,454	3,514,232	855,778	32.2%
Military Affairs, Veterans & Disabled Services	1,162,067	1,370,373	208,306	17.9%
Neighborhoods	29,350,901	24,834,037	(4,516,864)	(15.4%)
Office of Economic Development	44,024,251	47,372,234	3,347,983	7.6%
Office of Ethics, Compliance & Oversight	121,872	173,374	51,502	42.3%
Office of General Counsel	8,586,812	8,613,873	27,061	0.3%
Office of the Sheriff	372,754,207	393,675,073	20,920,866	5.6%
Parks and Recreation	28,781,277	39,473,951	10,692,674	37.2%
Planning and Development	12,856,191	14,395,160	1,538,969	12.0%
Property Appaiser	9,018,433	9,141,484	123,051	1.4%
Public Defender	1,869,796	2,090,755	220,959	11.8%
Public Health	977,648	1,351,181	373,533	38.2%
Public Libraries	34,537,919	33,850,298	(687,621)	(2.0%)
Public Works	204,831,173	230,355,810	25,524,637	12.5%
Special Services	15,192,337	13,670,433	(1,521,904)	(10.0%)
State Attorney	1,236,124	2,440,345	1,204,221	97.4%
Supervisor of Elections	5,102,657	6,923,193	1,820,536	35.7%
Tax Collector	14,473,514	15,095,933	622,419	4.3%
Total Departmental Expenditures	\$ 1,257,317,815	\$ 1,348,959,941	\$ 91,642,126	485.8%
Non-Departmental:				
Banking Fund Loans	\$ 32,730,950	\$ 42,687,928	\$ 9,956,978	30.4%
Contingency/Cash Carryover	54,585,516	54,857,086	271,570	0.5%
Jacksonville City-Wide Activities	138,658,334	146,146,969	7,488,635	5.4%
Proprietary Funds Debt Service	53,740,906	50,778,974	(2,961,932)	(5.5%)
Transfers Out	88,466,042	109,193,610	20,727,568	23.4%
Transfers to Debt Service Funds	247,288,330	234,508,380	(12,779,950)	(5.2%)
Non-Departmental Expenditures	\$ 615,470,078	\$ 638,172,947	\$ 22,702,869	3.7%
Total Expenditures	\$ 1,872,787,893	\$ 1,987,132,888	\$ 114,344,995	6.1%

SCHEDULE OF APPROPRIATIONS BY DEPARTMENT

Department	Personnel Expenses	Operating Expenses
General Funds:		
Advisory Boards and Commissions	\$ 304,413	\$ 78,869
City Council	6,514,566	2,172,551
Clerk of the Court	1,433,958	1,811,777
Courts		3,433,189
Downtown Investment Authority	518,090	904,413
Employee Services	3,454,823	2,464,967
Finance	4,570,851	2,133,702
Fire and Rescue	173,168,760	22,782,075
Human Rights Commission	668,929	236,748
Intra-Governmental Services	3,121,441	1,261,437
Jacksonville Children's Commission		
Jacksonville Citywide Activities	(4,185,583)	50,276,130
Mayor's Office	3,258,533	519,962
Medical Examiner	2,812,279	459,510
Military Affairs, Veterans & Disabled Services	1,182,613	183,045
Neighborhoods	10,036,088	4,586,080
Office of Economic Development	3,407,436	2,593,410
Office of Ethics, Compliance & Oversight	148,341	25,032
Office of General Counsel	75,317	130,438
Office of the Sheriff	333,193,317	56,041,448
Parks and Recreation	12,637,928	13,280,366
Planning and Development	4,253,699	1,528,602
Property Appraiser	7,673,784	1,467,695
Public Defender		1,711,360
Public Health		555,303
Public Libraries	16,782,508	8,976,316
Public Works	12,513,896	23,289,602
Special Services	2,895,802	9,092,892
State Attorney		1,758,283
Supervisor of Elections	3,211,799	2,460,064
Tax Collector	11,705,750	3,390,181
Total General Funds	\$ 615,359,338	\$ 219,605,447

CITY OF JACKSONVILLE, FLORIDA

SCHEDULE OF APPROPRIATIONS, CONTINUATION

Capital Outlay	Grants And Aids	Other Uses	Total
\$ 1	\$ -	\$ -	\$ 383,283
3			8,687,120
1		419,645	3,665,381
343,503			3,776,692
5,001			1,427,504
1			5,919,791
7			6,704,560
340,001			196,290,836
7			905,684
5			4,382,883
	1,103,400		1,103,400
	33,761,446	1,647,893	81,499,886
7			3,778,502
242,443			3,514,232
1	4,714		1,370,373
19,024	399,023		15,040,215
6	190,816		6,191,668
1			173,374
1			205,756
5			389,234,770
109			25,918,403
6		(85,349)	5,696,958
5			9,141,484
1			1,711,361
	795,878		1,351,181
2,934,853		4,913,973	33,607,650
1		(379,080)	35,424,419
11	3,589,504		15,578,209
1			1,758,284
4			5,671,867
2			15,095,933
\$ 3,885,011	\$ 39,844,781	\$ 6,517,082	\$ 885,211,659

SCHEDULE OF APPROPRIATIONS BY DEPARTMENT

Department	Personnel Expenses	Operating Expenses
Special Revenue Funds:		
City Council	\$ 87,995	\$ 7,687,018
Courts	918,244	826,222
Fire and Rescue	473,682	64,751
Jacksonville Children's Commission	2,620,324	763,810
Jacksonville Citywide Activities	(170,682)	6,072,121
Neighborhoods	1,907,047	1,052,140
Office of the Sheriff	356,913	3,744,377
Parks and Recreation	1,741,374	2,097,982
Planning and Development	6,245,931	3,872,705
Public Defender		379,394
Public Libraries	124,637	(25,289)
Public Works		216,750
Special Services		250,000
State Attorney		682,061
Total Special Revenue Funds	\$ 14,305,465	\$ 27,684,042
Capital Project Funds:		
Intra-Governmental Services	\$ -	\$ -
Neighborhoods		
Office of Economic Development		
Parks and Recreation		
Public Libraries		
Public Works		
Special Services		
Supervisor of Elections		
Total Capital Project Funds	\$ -	\$ -
Enterprise Funds:		
Jacksonville Citywide Activities	\$ (292,668)	\$ 2,474,722
Neighborhoods	92,141	21,278
Office of Economic Development	8,470,249	21,942,995
Parks and Recreation	37,812	11,246
Public Works	13,361,988	72,166,008
Total Enterprise Funds	\$ 21,669,522	\$ 96,616,249

CITY OF JACKSONVILLE, FLORIDA

SCHEDULE OF APPROPRIATIONS, CONTINUATION

Capital Outlay	Grants And Aids	Other Uses	Total
\$ -	\$ -	\$ 735	\$ 7,775,748
54,372		14,863	1,813,701
1		159,698	698,132
6	18,926,139		22,310,279
	83,330,252		89,231,691
7,439	75,000	128,570	3,170,196
1			4,101,291
6		343,504	4,182,866
51,011		680,889	10,850,536
			379,394
43,300			142,648
1,206,103	28,620,000		30,042,853
	642,224		892,224
			682,061
\$ 1,362,239	\$ 131,593,615	\$ 1,328,259	\$ 176,273,620
\$ 250,000	\$ -	\$ -	\$ 250,000
6,500,000			6,500,000
3,308,186			3,308,186
9,303,145			9,303,145
100,000			100,000
23,750,000			23,750,000
(2,800,000)			(2,800,000)
1,600,000			1,600,000
\$ 42,011,331	\$ -	\$ -	\$ 42,011,331
\$ -	\$ -	\$ 21,566,303	\$ 23,748,357
10,207			123,626
5,268,393		219,341	35,900,978
			49,058
17,440,029		2,077,579	105,045,604
\$ 22,718,629	\$ -	\$ 23,863,223	\$ 164,867,623

SCHEDULE OF APPROPRIATIONS BY DEPARTMENT

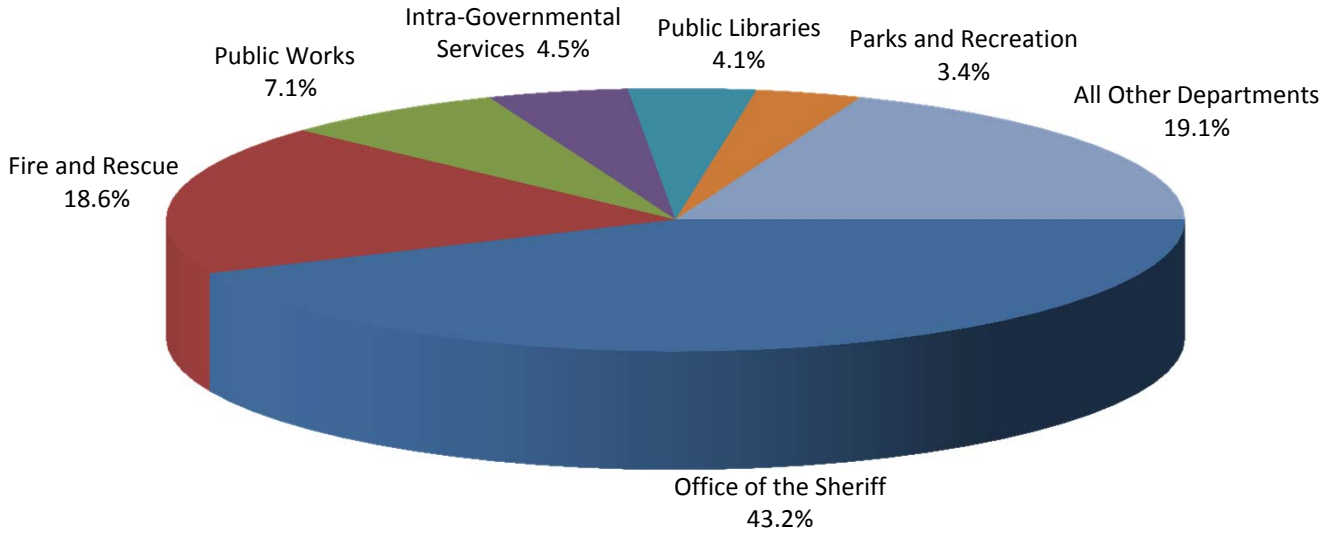
Department	Personnel Expenses	Operating Expenses
Internal Services Funds:		
Employee Services	\$ 651,016	\$ 93,353,436
Finance	1,953,581	40,966,426
Intra-Governmental Services	19,309,717	52,666,533
Jacksonville Citywide Activities	(1,262,301)	3,138,664
Office of General Counsel	6,775,566	1,455,892
Public Works	2,983,331	33,280,059
Total Internal Service Funds	\$ 30,410,910	\$ 224,861,010
General Trust And Agency Funds:		
City Council	\$ -	\$ (200,000)
Finance	\$ 380,509	\$ 9,079,254
Office of the Sheriff	48,682	(607,786)
Total General Trust and Agency Funds	\$ 429,191	\$ 8,271,468
Component Units:		
Jacksonville Housing Finance Authority	\$ 325,417	\$ 267,448
Office of Economic Development		1,967,920
Parks and Recreation		20,479
Total Component Units	\$ 325,417	\$ 2,255,847
Appropriations Grand Total	\$ 682,499,843	\$ 579,294,063

CITY OF JACKSONVILLE, FLORIDA

SCHEDULE OF APPROPRIATIONS, CONTINUATION

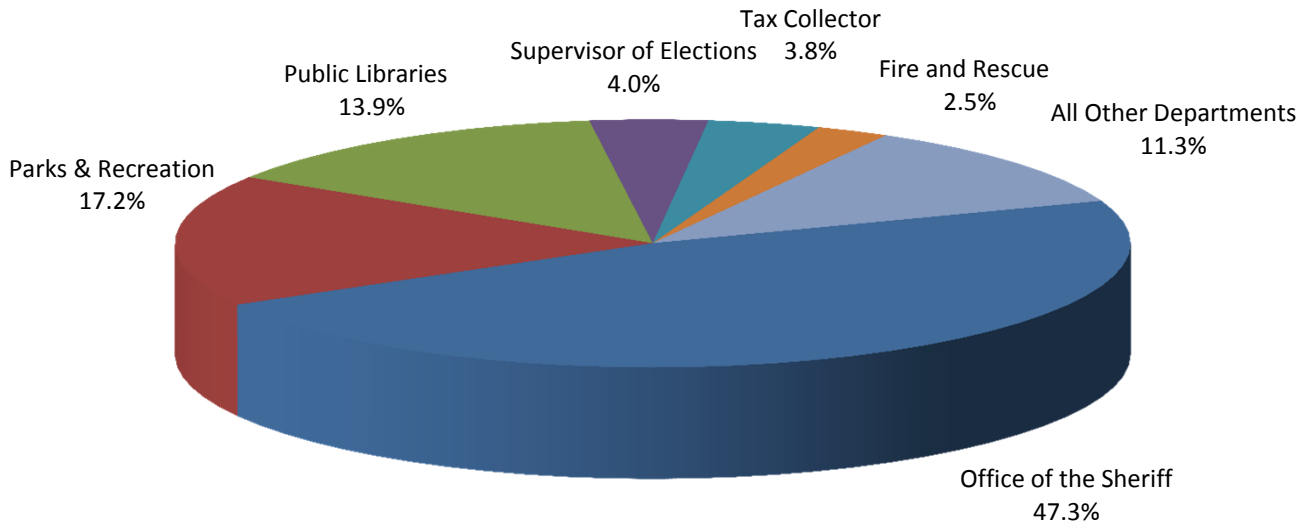
Capital Outlay	Grants And Aids	Other Uses	Total
\$ 1	\$ -	\$ 74,804	\$ 94,079,257
175,012		43,119,883	86,214,902
15,265,892	189,817	1,026,067	88,458,026
1		29,212,671	31,089,034
1,039,865		176,658	8,408,117
\$ 16,480,771	\$ 189,817	\$ 73,610,083	\$ 345,552,591
\$ -	\$ -	\$ -	\$ (200,000)
\$ 1		\$ 333,689	\$ 9,793,453
1,355,700			796,596
\$ 1,355,701	\$ -	\$ 333,689	\$ 10,390,049
\$ 2	\$ -	\$ 18,036	\$ 610,903
		3,482	1,971,402
			20,479
\$ 2	\$ -	\$ 21,518	\$ 2,602,784
\$ 87,813,684	\$ 171,628,213	\$ 105,673,854	\$ 1,626,909,657

PERSONNEL DISTRIBUTION BY DEPARTMENT



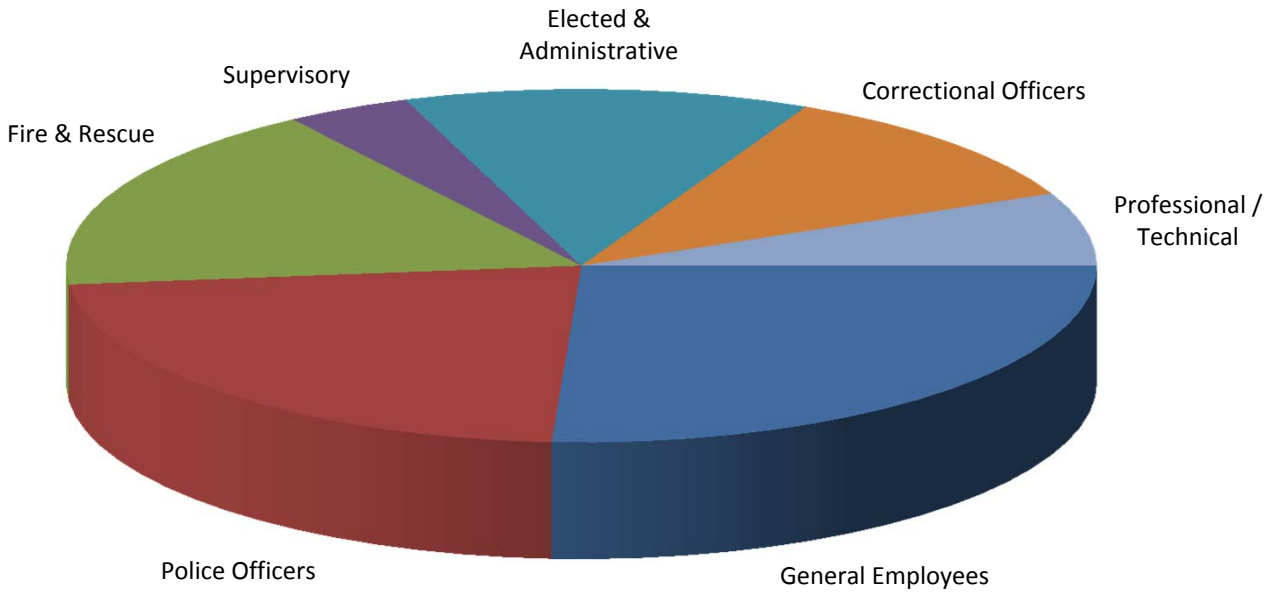
DEPARTMENT	CLASSIFIED POSITIONS				
	Fiscal Year 2011-12	Fiscal Year 2012-13	Fiscal Year 2013-14	Percent of Total	Percent Change
Office of the Sheriff	3,301	3,060	3,045	43.2%	(0.5%)
Fire and Rescue	1,300	1,305	1,305	18.6%	0.0%
Public Works	776	510	502	7.1%	(1.6%)
Intra-Governmental Services	459	323	315	4.5%	(2.5%)
Public Libraries	354	285	285	4.1%	0.0%
Parks and Recreation	133	268	238	3.4%	(11.2%)
OTHER					
Tax Collector	235	227	226	3.2%	(0.4%)
Neighborhoods	243	212	212	3.0%	0.0%
Planning and Development	161	142	146	2.1%	2.8%
Property Appraiser	122	120	120	1.7%	0.0%
Finance	97	98	93	1.3%	(5.1%)
Office of Economic Development	84	80	82	1.2%	2.5%
City Council	78	77	79	1.1%	2.6%
Office of General Counsel	70	62	62	0.9%	0.0%
Employee Services	11	54	50	0.7%	(7.4%)
Special Services	63	51	47	0.7%	(7.8%)
Jacksonville Children's Commission	44	38	37	0.5%	(2.6%)
Supervisor of Elections	35	35	35	0.5%	0.0%
Mayor's Office	35	28	34	0.5%	21.4%
Clerk of the Court	35	30	32	0.5%	6.7%
Medical Examiner	27	27	29	0.4%	7.4%
Military Affairs, Veterans & Disabled Services	15	17	19	0.3%	11.8%
Courts	16	16	16	0.2%	0.0%
Human Rights Commission	12	10	9	0.1%	(10.0%)
Downtown Investment Authority	0	0	4	0.1%	
Advisory Boards	5	4	4	0.1%	0.0%
Jacksonville Housing & Finance Authority	3	3	3	0.0%	0.0%
Office of Ethics, Compliance & Oversight	0	0	1	0.0%	
Vacancy Pool	5	5	0	0.0%	(100.0%)
TOTAL	7,719	7,087	7,030	100.0%	(0.8%)

PART-TIME HOUR DISTRIBUTION BY DEPARTMENT



DEPARTMENT	PART-TIME HOURS				
	Fiscal Year 2011-12	Fiscal Year 2012-13	Fiscal Year 2013-14	Percent of Total	Percent Change
Office of the Sheriff	553,708	672,047	672,047	47.3%	0.0%
Parks & Recreation	229,257	231,941	244,151	17.2%	5.3%
Public Libraries	197,459	197,979	197,979	13.9%	0.0%
Supervisor of Elections	56,294	42,062	56,782	4.0%	35.0%
Tax Collector	60,640	54,080	54,080	3.8%	0.0%
Fire and Rescue	34,964	34,964	34,964	2.5%	0.0%
OTHER					
Employee Services	30,000	32,644	36,084	2.5%	10.5%
Special Services	28,773	23,427	23,427	1.6%	0.0%
Intra-Governmental Services	18,264	21,262	22,782	1.6%	7.1%
Office of Economic Development	16,916	12,439	13,739	1.0%	10.5%
Neighborhoods	11,797	12,895	10,815	0.8%	(16.1%)
Finance	9,000	9,000	9,000	0.6%	0.0%
Vacancy Pool	6,240	6,240	6,240	0.4%	0.0%
Medical Examiner	6,240	6,240	6,240	0.4%	0.0%
Planning and Development	5,257	5,257	5,257	0.4%	0.0%
City Council	3,481	3,001	5,211	0.4%	73.6%
Clerk of the Court	0	0	5,200	0.4%	
Property Appraiser	4,160	4,160	4,160	0.3%	0.0%
Public Works	27,505	24,905	3,746	0.3%	(85.0%)
Office of General Counsel	2,600	2,600	2,600	0.2%	0.0%
Courts	1,250	2,290	2,290	0.2%	0.0%
Office of Ethics, Compliance & Oversight	2,080	2,080	2,080	0.1%	0.0%
Mayor's Office	9,478	1,300	1,300	0.1%	0.0%
Jacksonville Children's Commission	1,020	1,020	400	0.0%	(60.8%)
Jacksonville Housing Finance Authority	2,080	0	0	0.0%	
TOTAL	1,318,463	1,403,833	1,420,574	100.0%	1.2%

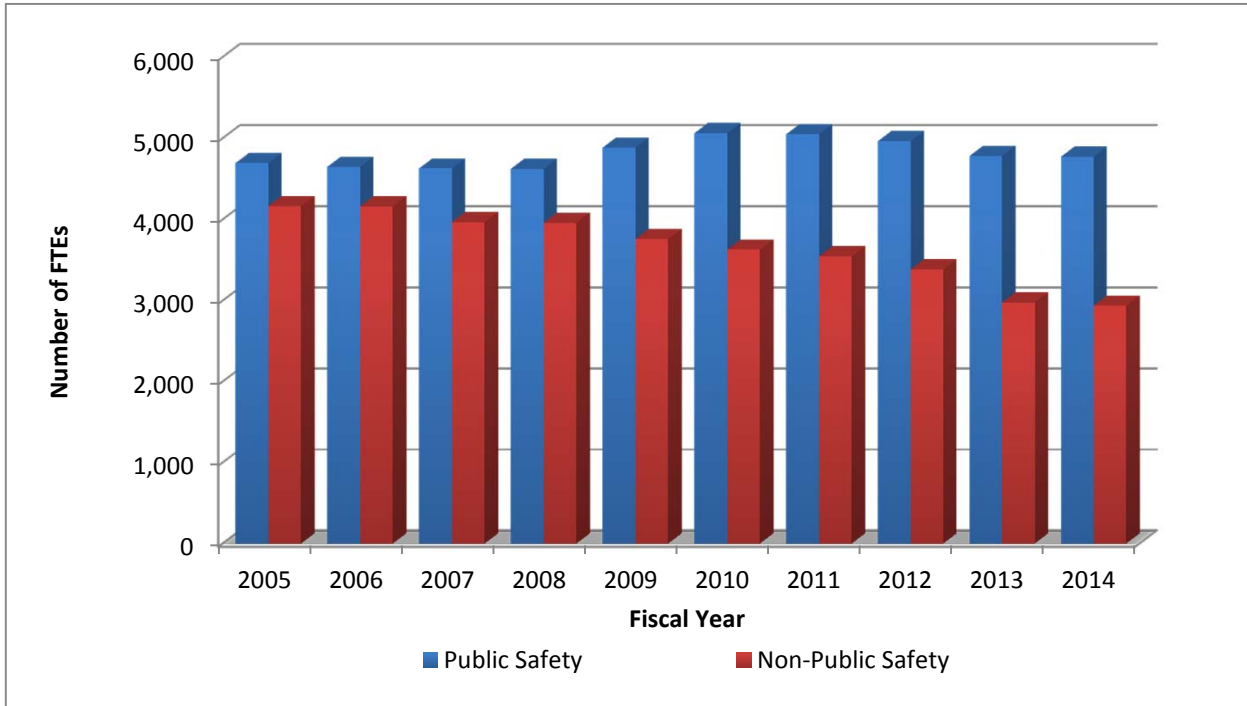
PERSONNEL DISTRIBUTION BY EMPLOYEE TYPE



CLASSIFIED POSITIONS

GROUP DESCRIPTION	Fiscal Year 2011-12	Fiscal Year 2012-13	Fiscal Year 2013-14	Percent Of Total	Change
General Employees	2,131	1,863	1,822	25.9%	-41
Police Officers	1,647	1,573	1,573	22.4%	0
Fire and Rescue	1,218	1,215	1,211	17.2%	-4
Elected & Administrative	969	894	896	12.8%	2
Correctional Officers	803	785	781	11.1%	-4
Professional/Technical	584	472	471	6.7%	-1
Supervisory	362	280	276	3.9%	-4
Vacancy Pool	5	5	0	0.0%	-5
Total	7,719	7,087	7,030	100%	-57

**PUBLIC SAFETY VERSUS NON-PUBLIC SAFETY STAFFING
ALL FUNDS
(Full-Time Equivalentents)**



TOTAL STAFFING

Fiscal Year	Public Safety	Non-Public Safety	Total Staffing
FY 05	4,696	4,166	8,862
FY 06	4,650	4,164	8,814
FY 07	4,630	3,969	8,599
FY 08	4,625	3,960	8,585
FY 09	4,886	3,760	8,646
FY 10	5,064	3,630	8,694
FY 11	5,051	3,547	8,598
FY 12	4,966	3,387	8,353
FY 13	4,782	2,980	7,762
FY 14	4,774	2,939	7,713

INTERFUND CONTRIBUTIONS

The following analysis presents interfund contributions which are internal to the City, excluding interfund charges for services.

	TRANSFERS IN	TRANSFERS OUT	NET
GENERAL FUND			
General Fund - GSD	2,053,427	39,765,383	(37,711,956)
Total	<u>2,053,427</u>	<u>39,765,383</u>	<u>(37,711,956)</u>
SPECIAL REVENUE FUNDS			
Air Pollution - EPA	424,269		424,269
Alcohol Rehabilitation Program	225,000		225,000
Beach Erosion - Local	200,000		200,000
Cecil Field Commerce Center	1,084,459		1,084,459
Community Development Block Grant	75,000	121,220	(46,220)
Jacksonville Children's Commission	21,721,304		21,721,304
Housing Services		450,000	(450,000)
Code Enforcement Revolving Fund		750,000	(750,000)
JIA Area Redevelopment Tax Increment District		3,308,186	(3,308,186)
Kathryn A Hanna Park	704,840		704,840
Huguenot Park	338,944		338,944
Metropolitan Park Maintenance		125,000	(125,000)
Northside Tax Increment District	2,878,907	75,000	2,803,907
Total	<u>27,652,723</u>	<u>4,829,406</u>	<u>22,823,317</u>
CAPITAL PROJECT FUNDS			
General Capital Projects	14,804,668	6,891,000	7,913,668
Total	<u>14,804,668</u>	<u>6,891,000</u>	<u>7,913,668</u>
ENTERPRISE FUNDS			
Baseball Stadium	650,600		650,600
Convention Center	977,917		977,917
Equestrian Center	477,814		477,814
Mayport Ferry	449,715		449,715
Municipal Stadium	4,585,468	388,000	4,197,468
Ritz Theater	751,817		751,817
Veterans Memorial Arena - SMG		815,149	(815,149)
Performing Arts Center	570,125	18,089	552,036
Stormwater	1,557,442		1,557,442
Total	<u>10,020,898</u>	<u>1,221,238</u>	<u>8,799,660</u>
INTERNAL SERVICES FUNDS			
Direct Replacement	6,891,000		6,891,000
Total	<u>6,891,000</u>	<u>0</u>	<u>6,891,000</u>
TRUST AND AGENCY FUNDS			
City Council Parks Acquisition, Development & Maintenance		200,000	(200,000)
64C Sheriff's Trust Fund		732,207	(732,207)
64G General Trust and Agency		2,929,205	(2,929,205)
Total	<u>0</u>	<u>3,861,412</u>	<u>(3,861,412)</u>
COMPONENT UNITS			
Downtown Economic Development Fund		4,854,277	(4,854,277)
Total	<u>0</u>	<u>4,854,277</u>	<u>(4,854,277)</u>
TOTAL BUDGETED FUNDS	<u><u>61,422,716</u></u>	<u><u>61,422,716</u></u>	<u><u>0</u></u>

ANTICIPATED GRANTS

Each year the City of Jacksonville operates a number of grant programs which are funded by contributions from the Federal and State governments as well as other governments and non-profit and for-profit entities. The City's participation in these programs typically is governed by separate contractual agreements with the specific funding entity.

The grant funds that are anticipated to be received are included as part of the Special Revenue Funds net total on the Comparative Net Consolidated Budget schedule, but because they are appropriated through separate legislation rather than the budget process, these amounts are omitted from the other areas within the Annual Budget. The following schedules are presented in order to provide the reader with an overview of the City's participation in these programs.

The FY 14 anticipated grants are shown in three separate schedules:

- Multi-year Awards or Recurring Grants Requiring No City Match
- Multi-year Awards or Recurring Grants that Require a City Match
- Miscellaneous Provisional Grants

The first two schedules are for grants that have multi-year awards or are recurring in nature. These grants as well as their associated position and part-time hours, are approved by City Council as part of the budget process and can be appropriated by the Mayor without additional Council approval. The third schedule is for miscellaneous provisional grants, which are those grants that are not recurring or multi-year and will require City Council approval if received. It should be noted that the figures shown on these schedules are estimates.

CITY OF JACKSONVILLE, FLORIDA

ANTICIPATED GRANTS

MULTI-YEAR AWARDS OR RECURRING GRANTS REQUIRING NO CITY MATCH

City Department/ Division	Grantor	Grant Name	Project Description	Grant Award	Match Requested	Overmatch Requested	In Kind Contribution	FTE Positions	Part Time Hours
Constitutional Officers-Court Administration	Department of Health and Human Services - Substance Abuse and Mental Health Services Administration	Creating Opportunities for Success (COS) / Teen Court Grant	This is a substance abuse services grant exclusively for Teen Court participants with Substance Abuse issues. The bulk of the funds being paid to River Region for: evidenced based pre-assessment, drug evaluation, drug testing, outpatient drug treatment, referral to inpatient treatment and evidenced based post-assessment.	\$199,961	\$0	\$0	\$0	0	0
Constitutional Officers-Court Administration	Department of Health and Human Services - Substance Abuse and Mental Health Services Administration	Multi-Jurisdictional Adult Drug Court Enhancement	Adult Drug Court Grant - Drug treatment court must be used to serve people diagnosed with a substance use disorder as their primary condition. Lower recidivism, increase and promote public safety. Reduce the financial impact on local government funding sources for housing and treating drug abusing offenders.	\$324,992	\$0	\$0	\$0	1	0
Fire and Rescue Department-Emergency Preparedness Division	Department of Homeland Security	Citizen Corp Program	Funds will promote volunteer service activities that support Homeland Security and community safety throughout Duval County.	\$10,000	\$0	\$0	\$0	0	1,300
Fire and Rescue Department-Emergency Preparedness Division	Department of Homeland Security	State Homeland security Grant Program	To improve the ability of Duval County fire responders and receivers to prevent and respond to terrorist attacks using chemicals, biological, radiological/nuclear or explosive weapons.	\$120,000	\$0	\$0	\$0	0	0
Fire and Rescue Department-Emergency Preparedness Division	Department of Homeland Security	USAR/HAZMAT Grant	To ensure the JFRD USAR and HAZMAT teams have the necessary equipment and vital training to properly sustain each team.	\$275,000	\$0	\$0	\$0	0	0
Fire and Rescue Department-Emergency Preparedness Division	Florida Department of Community Affairs	Emergency Management Preparedness & Assistance Program (EMPA)	Funds created by the Florida Legislature in 1993 to implement necessary improvements in the emergency management programs state-wide. These funds benefit preparation for catastrophic events throughout Duval County. The grant requires a 1:1 match, but the Emergency Preparedness Division's general fund budget serves as a match. This is represented as in-kind on the schedule.	\$118,000	\$0	\$0	\$118,000	3	1,300
Fire and Rescue Department-Emergency Preparedness Division	Florida Department of Emergency Management (FDEM)	Emergency Management and Preparedness & Assistance Program (EMPG)	To enable Duval County to better respond to catastrophic events by providing necessary support and training to the County's Emergency Management Office. The grant requires a 1:1 match, but the Emergency Preparedness Division's general fund budget serves as a match. This is represented as in-kind on the schedule.	\$200,000	\$0	\$0	\$200,000	0	0
Fire and Rescue Department-Rescue Division	Department of Health	EMS County Award	EMS County Award funds will be used to enhance and improve pre-hospital emergency medical services to the citizens of Duval County.	\$175,000	\$0	\$0	\$0	0	0
Intra-governmental Department-Grants Management and Compliance Office	US Department of Justice, Bureau of Justice Assistance	2013 Justice Assistance Grant (JAG)	This grant provides funding for programs designed and intended to reduce crime and improve public safety in Duval county. These programs serve violent and non-violent criminals, provide for crime prevention as well as provide opportunities to adult and juvenile offenders and ex-offenders.	\$394,674	\$0	\$0	\$0	5	2,080
Jacksonville Sheriff's Office	Florida Department of Law Enforcement	Edward Byrne Memorial Justice Assistance Grant (JAG)	The Edward Byrne Memorial Justice Assistance Grant (JAG) Program is the primary provider of federal criminal justice funding to state and local jurisdictions. The JAG Program provides states and units of local governments with critical funding necessary to support a range of program areas including law enforcement, prosecution and court programs, prevention and education programs, corrections and community corrections, drug treatment and enforcement, crime victim and witness initiatives, and planning, evaluation, and technology improvement programs.	\$366,421	\$0	\$0	\$0	3	0
Military Affairs, Veterans and Disabled Services Department	Enterprise Florida Inc.	Defense Infrastructure Grant	NAS Jacksonville Military Services for OLF Whitehouse. Provides funding that along with DOD funding purchases development rights easements around OLF Whitehouse. This program protects OLF Whitehouse from encroachment. This program protects OLF Whitehouse from encroachment by purchasing development rights easements from willing sellers.	\$200,000	\$0	\$0	\$0	0	0
Military Affairs, Veterans and Disabled Services Department	Enterprise Florida, Inc.	Defense Reinvestment Grant	Military Base and Mission Growth - Federal Advocacy for investment in area military bases and missions. The economic impact of the military in Jacksonville is \$14.2 billion dollars a year. Over 150,000 jobs are created by the presence of the military in Duval County.	\$95,000	\$0	\$0	\$0	0	0
Military Affairs, Veterans and Disabled Services Department	Enterprise Florida, Inc.	Florida Defense Support Task Force	At the request of area bases we will seek a grant for infrastructure improvements near bases that influence efficiencies and support the base mission.	\$250,000	\$0	\$0	\$0	0	0
Military Affairs, Veterans and Disabled Services Department	Enterprise Florida, Inc.	Florida Defense Support Task Force	Maritime Research and Development Center Advocacy. This grant will allow for advocacy to attract federal funding to construct a Navy R and D center near NS Mayport that will further benefit the base. This grant will further secure NS Mayport by adding a federal R and D center linked to the undersea training range. The R and D center will partner with local colleges and universities to provide the research.	\$200,000	\$0	\$0	\$0	0	0

CITY OF JACKSONVILLE, FLORIDA

ANTICIPATED GRANTS

MULTI-YEAR AWARDS OR RECURRING GRANTS REQUIRING NO CITY MATCH

City Department/ Division	Grantor	Grant Name	Project Description	Grant Award	Match Requested	Overmatch Requested	In Kind Contribution	FTE Positions	Part Time Hours
Neighborhoods Department-Office of the Director	Florida Inland Navigation District	Keep Jacksonville Beautiful - Neighborhood Cleanup Support	Organized volunteer groups cleaning public rights-of-ways or other public areas are eligible for planning assistance and free support materials, such as bags and gloves. Projects include: Annual Community Cleanups and the Adopt-A-Road program. Groups make a long-term commitment to performing monthly cleanups on city roadways and Litter Free Events. - Elimination of visual blight; stabilization of property values and reduction of crime; enhanced environment that will attract new businesses and residents, savings to the city amounting to thousands of dollars from volunteers, rather than paid staff, picking up and disposing litter; a safer environment for humans marine life and wildlife.	\$5,000	\$0	\$0	\$0	0	0
Neighborhoods Department-Environmental Quality Division	Department of Homeland Security	Homeland Security Biowatch Program	Monitoring Demonstration Study - Sensitive	\$297,879	\$0	\$0	\$0	2	0
Neighborhoods Department-Environmental Quality Division	Florida Department of Environmental Protection	Air Pollution Tag Fee	Air Pollution Control - This funding source provides EQD with support in addressing and dealing with mobile source air pollution emissions; air toxics monitoring and analyses; major and minor air pollution source permitting and inspections; and monitoring of the National Ambient Air Quality Standards for all six criterion pollutants.	\$605,302	\$0	\$0	\$0	7	0
Neighborhoods Department-Environmental Quality Division	Florida Department of Environmental Protection	Air Pollution Title V - Permits	Air Pollution Control - These funds support Title V permitting efforts for all major air pollution sources in Duval County; inspection of al major air pollution sources; test observations for all major sources; CEM verifications; and permit modifications, etc.	\$455,000	\$0	\$0	\$0	5	0
Neighborhoods Department-Environmental Quality Division	Florida Department of Environmental Protection	Asbestos	This funding source provides EQD with support for asbestos inspections throughout Duval County, including: personal protective equipment, supplies and initiating enforcement actions, etc.	\$13,605	\$0	\$0	\$0	0	0
Neighborhoods Department-Environmental Quality Division	Florida Department of Environmental Protection	Gasoline Storage Tank Cleanup - Agreement No. S0481	Gasoline Storage Tank Cleanup. The purpose of this grant is to manage the cleanup of petroleum contaminated sites in Duval County. This grant aids in protecting the drinking water sources in Duval County from petroleum contamination. Fourteen staff members manage the work at 450 sites throughout the county	\$994,700	\$0	\$0	\$0	22	2,033
Neighborhoods Department-Environmental Quality Division	Florida Department of Environmental Protection	Storage Tank System Compliance Verification Program	Gasoline Storage Tank Inspection - To perform inspections and enforcement of storage tank systems to prevent future spills and resulting public liability. The program inspects approximately 3,000 above and below ground storage tank systems for compliance with Chapters 62-761 and 762 Florida Administrative Code to protect the private and public potable water supplies in Duval County.	\$270,729	\$0	\$0	\$0	8	0
Neighborhoods Department-Environmental Quality Division	United States Environmental Protection Agency	Particulate Matter 103 Grant	PM2.5 Ambient Air Quality Network - The primary objective of this project is to collect quality assured data on ambient air concentrations of fine particulate matter (PM2.5), and its precursors in Duval County, Florida. Data will be utilized for PM2.5 National Ambient Air Quality Standard comparisons; development and tracking of implementation plans; assessments of regional haze; and assistance for health studies and other ambient aerosol research activities. This funding supports the Environmental Quality Division's ambient air monitoring efforts to ensure compliance with National Ambient Air Quality Standards for particulate matter. Compliance with the national standards protects the health and welfare of the community.	\$85,621	\$0	\$0	\$0	1	0
Special Services Department-Senior Services Division	Florida Dpt of Elder Affairs	Senior Companion	Senior Companions touch the lives of adults who need extra assistance to live independently a peer volunteer program that provides services to elders at risk of institutionalization due to chronic illnesses, disabilities or isolation. Senior Companion volunteers provide: companionship and advocacy and respite to caregivers of frail elders.	\$2,185	\$0	\$0	\$0	0	0
Special Services Department-Behavioral and Human Services Division	United States Department of Health and Human Services	HIV Emergency Relief Project Grant	Ryan White HIV/AIDS Program - The purpose, goals and objectives of the grant are to identify persons living with HIV in the Jacksonville area, assess their needs for services, and fund Community-Based Organizations to provide the needed services. Grant funds will provide core medical and support services to an estimated 4,500 persons living with HIV in the Jacksonville area.	\$5,385,479	\$0	\$0	\$0	4	0
Total Schedule B1a:				\$11,044,548	\$0	\$0	\$318,000	61	6,713

CITY OF JACKSONVILLE, FLORIDA

ANTICIPATED GRANTS

MULTI-YEAR AWARDS OR RECURRING GRANTS THAT REQUIRE A CITY MATCH

City Department/ Division	Grantor	Grant Name	Project Description	Grant Award	Match Requested	Overmatch Requested	In Kind Contribution	FTE Positions	Part Time Hours
Fire and Rescue Department-Fire Prevention Division	Federal Emergency Management Agency	Assistance to Firefighters Grant (AFG)	Funding to provide fire prevention and safety program for the Fire Prevention Division.	\$250,000	\$50,000	\$0	\$0	0	0
Fire and Rescue Department-Emergency Preparedness Division	Department of Homeland Security	Port Security Grant Program	Funding to enhance emergency preparedness warehouse/back-up Emergency Operations Center. Provides secure warehouse for Homeland Security assets and back-up facility for Emergency Operations for Duval County. This is a two year grant with one half of the match to be budgeted in FY 14 (\$187,500) and the second half to be budgeted in Fy 15 (\$187,500).	\$750,000	\$187,500	\$0	\$0	0	0
Fire and Rescue Department-Emergency Preparedness Division	Department of Community Affairs	Hazard Analysis Agreement	Funding from State of Florida used to identify and conduct on-site evaluation of facilities in Duval County that house hazardous materials. Site evaluation of hazardous materials facilities in Duval County.	\$25,000	\$25,000	\$19,500	\$0	0	0
Fire and Rescue Department-Emergency Preparedness Division	Department of Homeland Security	Community Emergency Response Teams (CERT)	Funds allocated to recruit an train citizens to be prepared for emergency situations in their community and neighborhoods.	\$10,000	\$20,000	\$0	\$0	1	0
Fire and Rescue Department-Emergency Preparedness Division	FEMA	Hazard Mitigation Grant Program (HMGP)	Funding provided to mitigate flood and wind damage at various fire station properties group IV shutter project - mitigate flod/wind damage to city facilities	\$130,000	\$32,500	\$0	\$0	0	0
Military Affairs, Veterans and Disabled Services Department	United States Department of Labor Veterans Education and Training Service	Homeless Veterans Reintegration Program	To provide case management, job training, transitional housing assistance and social supports to homeless Veterans. The grant has the goal of enrolling 120 homeless Veterans and finding employment for 79. The funding is necessary to provide the line staff that deliver services to Homeless Veterans. Additionally, the grant provides funding for job training through the Clara White Mission and life skills training and homeless shelter case management through Goodwill.	\$218,260	\$30,000	\$0	\$0	3	0
Neighborhoods Department-Environmental Quality Division	United States Environmental Protection Agency	EPA 105 Grant	Air Pollution Control EPA 05 Grant will provide support for: air pollution source permitting; air pollution source inspections; audits of CEMs; stack testing observations, ambient air monitoring; emission inventories; and response to citizen's complaints. The grant requires a match of \$424,267 with a \$1 more added per fiscal year. The match is budgeted within the department budget.	\$531,521	\$1	\$0	\$0	13	0
Neighborhoods Department-Mosquito Control Division	Florida Department of Agriculture and Consumer Services	Mosquito Control State 1 Matching Funds	Local mosquito program to provide public health pest control. Subject to elimination due to state budget cuts.	\$29,456	\$29,456	\$0	\$0	0	2,080
Parks and Recreation - Office of the Director	Florida Inland Navigation District	Waterways Assistance Program	Sisters Creek Marina Floating Dock Redesign Phase I - To design and permit the redesign of the existing docks at Jim King Park.	\$31,880	\$38,880	\$0	\$0	0	0
Parks and Recreation - Office of the Director	Florida Inland Navigation District	Waterways Assistance Program	Exchange Island Dock and Pavilion - To design a water access park for boaters and kayakers. The grant will pay for half of the design of this project.	\$52,380	\$63,380	\$0	\$0	0	0
Parks and Recreation - Office of the Director	Florida Inland Navigation District	Waterways Assistance Program	Ortega River Channel Markers Phase - Installation of river channel markers To provide increased boater safety in the Ortega River	\$14,300	\$19,300	\$0	\$0	0	0
Parks and Recreation - Office of the Director	Florida Inland Navigation District	Waterways Assistance Program	County Dock Road Boat Ramp Phase I - Design and permitting of renovation to the county road boat ramp and removal of submerged pilings.	\$41,760	\$50,760	\$0	\$0	0	0
Parks and Recreation - Office of the Director	Florida Inland Navigation District	Waterways Assistance Program	Northbank Riverwalk Repairs - Design and permitting to bulkhead a section of the northbank riverwalk to replace existing wooden bridge at Geffen Park.	\$36,000	\$44,000	\$0	\$0	0	0
Parks and Recreation - Office of the Director	Florida Inland Navigation District	Waterways Assistance Program	North ShorePark kayak launch Phase I - Design and permitting of a shoreline kayak/canoe launch area and ADA access.	\$26,100	\$32,600	\$0	\$0	0	0
Parks and Recreation - Office of the Director	Florida Inland Navigation District	Waterways Assistance Program	Sisters Creek Marina Lighting - Design and installation of parking lot safety lighting at Jim King Park - This ramp is now open 24 hours a day. The lighting will increase safety.	\$69,680	\$76,180	\$0	\$0	0	0
Parks and Recreation - Office of the Director	Florida Inland Navigation District	Waterways Assistance Program	Intracoastal Waterway Boat Ramp Lighting - Design and installation of parking lot safety lighting at ICW boat ramp - This ramp is now open 24 hours a day. The lighting will increase safety.	\$67,750	\$74,250	\$0	\$0	0	0
Parks and Recreation - Office of the Director	Florida Inland Navigation District	Waterways Assistance Program	Arlington Lions Club Park - Design and permit the extension of existing boardwalk to Arlington Lions Club Boat Ramp.	\$36,420	\$44,420	\$0	\$0	0	0
Parks and Recreation - Office of the Director	Florida Inland Navigation District	Waterways Assistance Program	Charles Reese Boat Ramp fishing pier Phase I - Design and permit a fishing pier at Charles Reese park.	\$40,500	\$48,000	\$0	\$0	0	0
Parks and Recreation - Office of the Director	Florida Inland Navigation District	Waterways Assistance Program	Half Moon Island Boat Ramp Phase I - Design and permitting of a new boat ramp and parking.	\$19,850	\$30,350	\$0	\$0	0	0
Parks and Recreation - Office of the Director	Florida Inland Navigation District	Waterways Assistance Program	Half Moon Island Park Phase I - Design and permitting of parking, picnic, fishing pier and kayak launch area.	\$39,850	\$50,350	\$0	\$0	0	0
Parks and Recreation - Office of the Director	Florida Inland Navigation District	Waterways Assistance Program	Fishing Creek Dredge Phase II - Construction of dredge along Fishing Creek.	\$209,250	\$240,750	\$0	\$0	0	0

CITY OF JACKSONVILLE, FLORIDA

ANTICIPATED GRANTS

MULTI-YEAR AWARDS OR RECURRING GRANTS THAT REQUIRE A CITY MATCH

City Department/ Division	Grantor	Grant Name	Project Description	Grant Award	Match Requested	Overmatch Requested	In Kind Contribution	FTE Positions	Part Time Hours
Public Works - Construction Engineering	Army Corps of Engineers and Florida Department of Environmental Protection	Duval County Beach Nourishment	This is a joint project with the Army Corps of Engineers (ACOE), Florida Department of Environmental Protection (FDEP) and City of Jacksonville (COJ). The project will ensure adequate build-up of material (placement of dredged sand) for protection against adverse ocean impacts. The project is facilitated (manage design and construction) by the ACOE and is supported financially by the local community which includes COJ and FDEP.	\$61,373	\$68,627	\$0	\$0	0	0
Special Services Department-Behavioral and Human Services Division	Florida Office of the Attorney General	Victim of Crime Act (VOCA)	Provide crisis intervention, stabilization and recovery services to crime victims; underserved populations of the elderly and disabled and expanding to include veterans and non-English speaking victims. Provide funding for three advocates and one support staff member to provide advocate services to the disabled population of 92,388, over 200,000 retired military and 45,000 active duty resides in Duval County. Advocate services to the 1,800 trauma non-accident related injuries that visit three major trauma and emergency rooms yearly.	\$201,964	\$50,240	\$0	\$26,935	3	0
Special Services Department-Senior Services Division	Corporation for National Community Services	Foster Grandparent Program	Provide an opportunity for low income seniors age 55 and older to earn a moderate stipend by tutoring and mentoring children who have special or exceptional needs or with conditions identified as limiting their academics. Employs 4 staff members. Seniors receive a stipend, educate our youth, learn job skills. Without program our children will fall behind in their education which leads to poverty which leads to crime. Entire community benefits from this program.	\$371,557	\$37,155	\$43,891	\$22,884	3	1,300
Special Services Department-Senior Services Division	Corporation for National Community Services	Foster Grandparent Program	Provide an opportunity for low income seniors age 55 and older to earn a moderate stipend by tutoring and mentoring children who have special or exceptional needs or with conditions identified as limiting their academics. Employs 4 staff members. Seniors receive a stipend, educate our youth, learn job skills. Without program our children will fall behind in their education which leads to poverty which leads to crime. Entire community benefits from this program.	\$371,557	\$37,155	\$43,891	\$22,884	3	1,300
Special Services Department-Senior Services Division	Department of Elder Affairs	RELIEF	A state-funded program that provides in-home respite for homebound elders. Respite services allow the caregiver to leave the premises of homebound elders for a brief period of time.	\$82,300	\$17,500	\$0	\$0	1	0
Special Services Department-Senior Services Division	United States Department of Health & Human Services	Older Americans Act (OAA) Title III B & C1 - Nutrition Services Incentive Program (NSIP)	Jacksonville Senior Services Program (JSSP) - Provides activities and programs that promote healthy living for citizens of Duval County 60 years of age and over. This Grant operates 19 senior centers throughout the county which offers a comprehensive array of services including a daily nutrition program. The city's matching funds for this program are budgeted within the division via separate line item. Grantor requires match funds. Additional funds are needed to support the 56 program staff for 19 Centers, 27 transportation buses for services, and other operating cost within the program.	\$1,126,855	\$95,685	\$2,875,618	\$0	56	5,200
Special Services Department-Senior Services Division	Corporation for National and Community Service Senior Corps Retired Senior Volunteer Program	Senior Corps Retired Senior Volunteer Program (RSVP)	RSVP is America's largest volunteer network for people age 55 and over. Volunteers provide service opportunities for those who want to make a difference in their communities while maintaining the flexibility to decide who and how frequently they serve. RSVP of Duval County engages residents age 55 and over in volunteer opportunities that provide community service through participating with nonprofit organizations, public schools and government agencies.	\$69,049	\$133,000	\$0	\$0	3	1,300
Total Schedule B1b:				\$4,914,612	\$1,627,039	\$2,982,900	\$72,703	86	11,180

CITY OF JACKSONVILLE, FLORIDA

ANTICIPATED GRANTS

MISCELLANEOUS PROVISIONAL GRANTS

City Department/ Division	Grantor	Grant Name	Project Description	Grant Award	Match Requested	Overmatch Requested	In Kind Contribution	FTE Positions	Part Time Hours
Constitutional Officers - Supervisor of Elections	State of Florida/ Department of State	Help America Vote Act	Grant shall be used for the following federal election administration activities: voter education, poll worker training, standardizing election results reporting or other approved activities. This may include mailing or publishing sample ballots, voter info cards, demonstrations, voter guides, etc.	\$137,795	\$20,669	\$0	\$0	0	0
Constitutional Officers-Court Administration	Department of Justice, Office of Justice Programs	Drug Court Discretionary Grant Program	Veterans Treatment Court - To fund the implementation of a Veterans Treatment Court. Veterans Treatment Courts provide intensive substance abuse and mental health services to veterans of the United States Military, with 2 or more years of services and/or an Honorable/Less than Honorable discharge. These individuals must have a qualifying criminal arrest that is non-violent in nature and be willing to participate in a court supervised treatment program.	\$350,000	\$0	\$0	\$183,005	0	0
Intra Governmental - Grants Management and Compliance Office	National Park Service	Groundwork USA Program	Groundwork Trust - Address the need to restore fresh water tributary, as well as the surrounding park area so that people will be able to enjoy fishing and one of the City's first and most outstanding natural resources.	\$80,000	\$25,000	\$0	\$0	0	0
Intra-governmental - Grants Management and Compliance Office	Bureau of Justice Assistance	Second Chance Act Technology Career Training	Jacksonville Second Chance - Increase the post-release employability of 100 medium to high-risk offenders in entry level technology-based jobs.	\$375,207	\$0	\$0	\$0	2	0
Intra-governmental - Grants Management and Compliance Office	Department of Labor	Employment & Training Administration	YouthBuild - Improve and expand current YouthBuild services to homeless youth. Increase employability to homeless individuals	\$1,099,049	\$274,763	\$0	\$0	4	1,080
Special Services - Behavioral and Human Services	Office of Violence Against Women	Education, Training, & Enhanced Services to End Violence	EVAD-W Pilot Project will help serve Deaf & Hard of Hearing women who are victims of sexual assault/ domestic violence.	\$476,381	\$0	\$0	\$0	1	0
Total Schedule B1c:				\$2,518,431	\$320,432	\$0	\$183,005	7	1,080



GENERAL FUNDS

Summary of Subfunds

- 011 General Fund – General Services District
 - Schedule of Revenues
 - Various Revenue Detail
 - Schedule of Expenditures
 - Schedule of Non-Departmental Expenditures
 - Employee Cap by Department
- Department Budgets
 - Advisory Boards and Commissions
 - City Council
 - Courts
 - Downtown Investment Authority
 - Employee Services
 - Finance
 - Fire and Rescue
 - Human Rights Commission
 - Intra-Governmental Services
 - Mayor's Office
 - Medical Examiner
 - Military Affairs, Veterans and Disabled Services
 - Neighborhoods
 - Office of Economic Development
 - Office of Ethics, Compliance and Oversight
 - Office of General Counsel
 - Office of the Sheriff
 - Parks and Recreation
 - Planning and Development
 - Public Defender
 - Public Health
 - Public Libraries
 - Public Works
 - Special Services
 - State Attorney
 - Supervisor of Elections
- 012 Mosquito Control - State 1
- 015 Property Appraiser
- 016 Clerk of the Court
- 017 Tax Collector
- 018 Emergency Contingency
- 019 Jacksonville Journey
- 01A Special Events

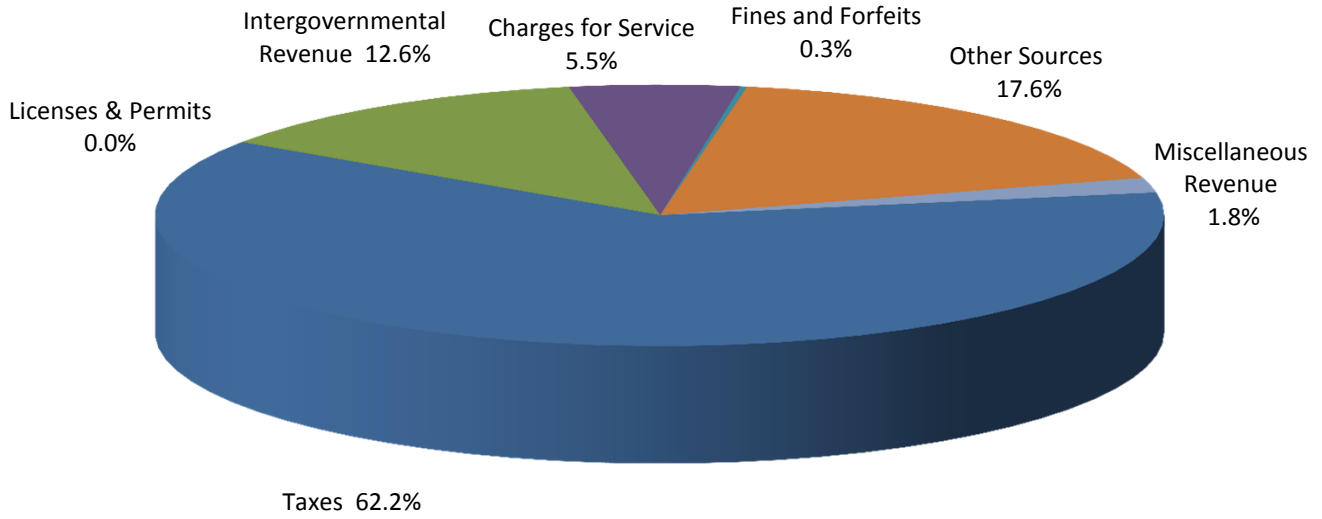
CITY OF JACKSONVILLE, FLORIDA

GENERAL FUND
Summary of Subfunds

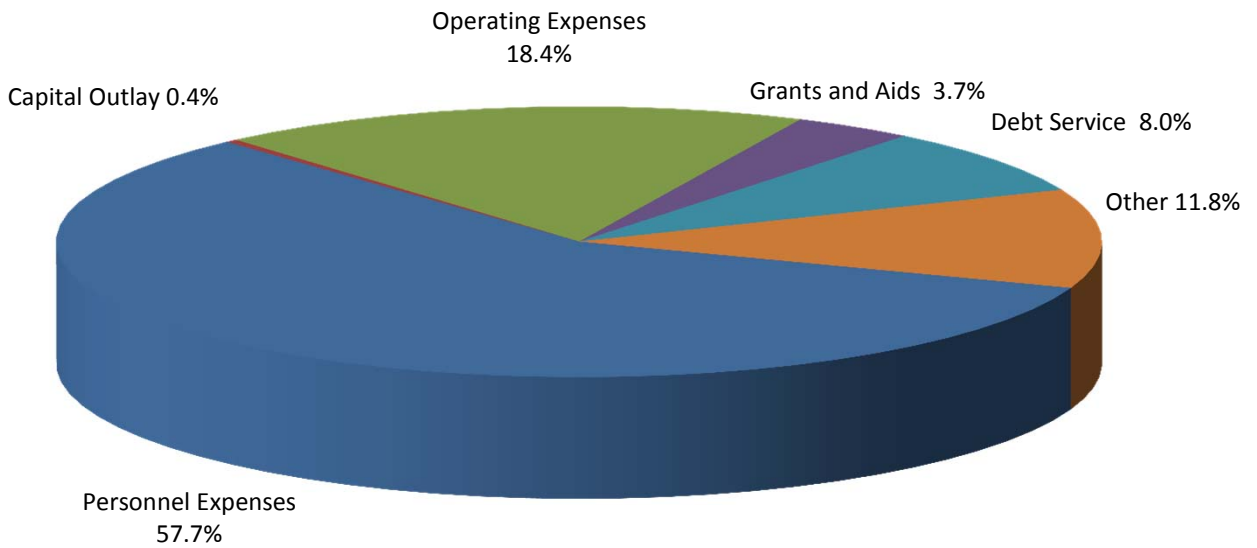
S/F	Description	Personnel Expenses	Operating Expenses	Capital Outlay	Debt Service	Grants and Aids	Other Uses	FY 14 Budgeted
011	General Fund-GSD	593,811,897	187,727,825	3,865,998	85,511,689	37,339,282	75,444,754	983,701,445
012	Mosquito Control	0	55,349	19,004				74,353
015	Property Appraiser	7,533,551	1,467,695	5				9,001,251
016	Clerk of the Court	1,344,352	1,811,777	1			665,973	3,822,103
017	Tax Collector	11,352,928	3,390,181	2	0			14,743,111
018	Emergency Contingency						50,183,688	50,183,688
019	Jacksonville Journey	179,379	550	0		2,120,624		2,300,553
01A	Special Events	1,137,231	1,839,257	1		384,875		3,361,364
	Total General Fund	615,359,338	196,292,634	3,885,011	85,511,689	39,844,781	126,294,415	1,067,187,868

GENERAL FUND

REVENUE SOURCES



EXPENDITURES BY CATEGORY



CITY OF JACKSONVILLE, FLORIDA

GENERAL FUND - GENERAL SERVICE DISTRICT
SUBFUND -- 011

SCHEDULE OF REVENUES

	FY 12 ACTUAL	FY 13 BUDGET	FY 14 APPROVED
NON-DEPARTMENTAL REVENUES (Footnote A)			
AD VALOREM TAXES	468,154,813	449,038,716	507,239,775
DISTRIBUTIONS TO TAX INCREMENT DISTRICTS	-17,583,557	-17,079,631	-19,658,357
NET AD VALOREM TAXES	450,571,256	431,959,085	487,581,418
SALES AND USE TAXES	996,969	1,002,119	1,009,100
UTILITY SERVICE TAXES	83,826,592	91,427,321	89,224,405
COMMUNICATIONS SERVICES TAX	39,305,882	39,000,000	37,306,788
LOCAL BUSINESS TAX	7,395,705	7,600,000	7,505,559
FRANCHISE FEES	40,593,245	42,531,812	41,489,435
FEDERAL GRANTS	601,398		601,398
FEDERAL PAYMENTS IN LIEU OF TAXES	24,258	23,000	23,000
STATE SHARED REVENUES	124,690,838	127,756,030	134,004,839
CONTRIBUTIONS FROM OTHER LOCAL UNITS	104,187,538	107,100,056	109,187,538
OTHER CHARGES FOR SERVICES	18,388,103	17,453,641	11,330,154
VIOLATIONS OF LOCAL ORDINANCES	4,147	4,000	4,000
OTHER FINES AND/OR FORFEITS	1,157,100	1,269,197	1,075,000
INTEREST, INCL PROFITS ON INVESTMENTS	10,141,487	4,990,999	2,204,200
RENTS AND ROYALTIES	655,457	659,045	100,000
DISPOSITION OF FIXED ASSETS	19,857	50,000	50,000
OTHER MISCELLANEOUS REVENUE	6,202,590	5,798,826	6,517,980
CONTRIBUTIONS FROM OTHER FUNDS	11,103,602	6,373,330	2,053,427
NON OPERATING SOURCES	63,585	11,058,883	7,229,694
TOTAL NON-DEPARTMENTAL REVENUES	899,929,610	896,057,344	938,497,935
DEPARTMENTAL REVENUES			
ADVISORY BOARDS & COMMISSIONS	97,694	307,050	106,000
CITY COUNCIL	-202,796	324,378	343,403
COURTS	6,268	297	
DOWNTOWN INVESTMENT AUTHORITY			35,500
EMPLOYEE SERVICES	1,309	1,000	1,000
FINANCE	73,294	64,972	64,972
FIRE AND RESCUE	26,673,142	28,527,320	27,194,175
HUMAN RIGHTS COMMISSION	61,726	105,925	105,925
INTRA-GOVERNMENTAL SERVICES	1,899	2,000	900
MAYOR'S OFFICE	27,659	1,000	83,820
MEDICAL EXAMINER	1,029,469	1,202,017	1,211,003
MILITARY AFFAIRS, VET & DISABLED SVCS	795	500	800
NEIGHBORHOODS	1,478,400	1,278,376	1,447,427
OFFICE OF ECONOMIC DEVELOPMENT		100,396	67,096
OFFICE OF THE SHERIFF	9,812,681	8,951,759	8,212,276
PARKS & RECREATION	860,813	883,300	570,300
PLANNING AND DEVELOPMENT	936,866	1,452,545	1,292,048
PUBLIC LIBRARIES	1,187,305	1,193,445	1,040,400
PUBLIC WORKS	9,695,980	7,178,854	3,191,711
SPECIAL SERVICES	277,067	278,754	228,754
SUPERVISOR OF ELECTIONS	1,322,281	6,000	6,000
TOTAL DEPARTMENTAL REVENUES	53,341,853	51,859,888	45,203,510
TOTAL GENERAL FUND - GSD REVENUES	953,271,463	947,917,232	983,701,445

Footnote A: The State of Florida made changes to its chart of accounts that affect the FY14 non-departmental revenue categories. The FY13 budget and FY12 Actuals have been reclassified to reflect these changes.

CITY OF JACKSONVILLE, FLORIDA

GENERAL FUND - GENERAL SERVICES DISTRICT
SUBFUND -- 011

VARIOUS REVENUE DETAIL

	FY 12 ACTUAL	FY 13 BUDGET	FY 14 APPROVED
INTERFUND TRANSERS IN (CONTRIBUTIONS FROM OTHER FUNDS)			
TRANSFER FR CONCUR MGMT SYS TO GF-GSD	118,383	59,553	
TRANSFER FR SOUTHSIDE TID TO GF-GSD	1,177,759	1,286,238	
TRANSFER FR JIA REDV TID TO GF-GSD	3,674,445	3,353,319	
TRF TO 011 GENFD GSD FR SOUTEL/KING CRA	372,520		
TRANSFER FR COMMUNITY DEV TO GF-GSD		121,220	121,220
TRF TO 011 GENFD GSD FR MISC FED PRJ	971		
TRF TO 011 GENFD GSD FR 1F2 PREPD. GRANT	4,883		
TRF TO 011 GENFD GSD FR 1F6 COMM SVCS	1,510,577		
TRANSFER FR PUBLIC SAFTETY GR TO GF-GSD	52,880		
TRANSFER FR CODE ENF/REV FD 1L2	2,000,000		750,000
TRF TO 011 GENFD GSD FR SF 1N1 HOUSING			450,000
TRF TO 011 GENFD GSD FR 331 GRANT IMP'MT	744,128		
TRF TO 011 GENFD GSD FR 411 PUBLIC PK SY	32,916		
TRF TO 011 GENFD GSD FR OFFC OF GEN COUN	1,413,731		
TRANSFER FR SELF INSURANCE TO GF-GSD	409		
TRANSFER FR SHERIFF'S TRUST TO GF-GSD		1,500,000	732,207
TRF TO 011 GENFD GSD FR 64N ART-PUBLIC P		53,000	
TOTAL INTERFUND TRANSERS IN	11,103,602	6,373,330	2,053,427
CONTRIBUTIONS FROM OTHER LOCAL UNITS			
JEA - CONTRIBUTIONS TO/FROM			
CONTRIBUTIONS FROM COMPONENT UNIT	83,037,710	83,969,075	87,318,021
CONTRIBUTION FROM JEA/WATER&SEWER	21,149,828	22,718,463	21,869,517
OFF ECON DEV-CONTRIBUTIONS TO/FROM			
CONTRIBUTIONS FROM COMPONENT UNIT		412,518	
TOTAL CONTRIBUTIONS FROM OTHER LOCAL UNITS	104,187,538	107,100,056	109,187,538
STATE SHARED REVENUE DETAIL			
1/2 CENT SALES TAX (FS 202.18 2C)	72,636,339	75,163,717	79,433,579
ALCOHOLIC BEVERAGE LICENSE (FS 561.342)	663,212	685,834	679,494
CARDROOM TAX	63,252		60,000
GASOLINE TAXES 7TH CENT	3,567,286	3,646,744	3,631,800
INSURANCE AGENTS LICENSES (FS 624.501)	168,587	180,000	172,000
MOBILE HOME LICENSES (FS 320.08)	267,642	285,000	244,665
MOTOR FUEL USE TAX - COUNTY	12,824	10,000	21,000
MUNICIPAL FUEL TAX REFUND (FS 206.41 4)	178,237	254,642	179,102
REV SHARED-1/17 CIGARETTE TAX	408,873	460,000	406,468
REV SHARED-8TH CENT GAS TAX	6,006,520	6,134,034	6,036,613
REV SHARED-COUNTY SALES	17,872,274	17,872,373	18,945,293
REV SHARED-MUNICIPAL SALES	15,782,029	16,015,243	17,116,505
SPECIAL FUEL & MOTOR FUEL USE TAX	8,130	6,546	7,000
ST SHARED-POPULATION(\$6.24) FS218.23(2)	5,389,401	5,391,660	5,423,427
SURPLUS GAS TAX (FS 206.41 1A)	1,666,232	1,650,237	1,647,893
TOTAL STATE SHARED REVENUE	124,690,838	127,756,030	134,004,839

CITY OF JACKSONVILLE, FLORIDA

GENERAL FUND - GENERAL SERVICE DISTRICT
SUBFUND -- 011

SCHEDULE OF EXPENDITURES

	FY 12 ACTUAL	FY 13 BUDGET	FY 14 APPROVED
DEPARTMENTAL EXPENSES			
ADVISORY BOARDS & COMMISSIONS	425,107	380,583	383,283
CITY COUNCIL	7,939,263	8,050,826	8,687,120
COURTS	863,700	575,103	3,776,692
DOWNTOWN INVESTMENT AUTHORITY			1,427,504
EMPLOYEE SERVICES	5,824,417	5,712,289	5,739,862
FINANCE	6,222,240	6,285,015	6,704,560
FIRE AND RESCUE	156,598,612	173,844,478	196,290,836
HUMAN RIGHTS COMMISSION	857,184	899,974	905,684
INTRA-GOVERNMENTAL SERVICES	8,806,909	4,708,890	4,382,883
MAYOR'S OFFICE	3,177,199	3,224,811	3,778,502
MEDICAL EXAMINER	2,439,166	2,658,454	3,514,232
MILITARY AFFAIRS, VET & DISABLED SVCS	1,118,379	1,162,067	1,370,373
NEIGHBORHOODS	16,142,033	13,551,447	14,566,839
OFFICE OF ECONOMIC DEVELOPMENT		4,092,245	3,397,043
OFFICE OF ETHICS, COMPLIANCE&OVERSIGHT	114,129	121,872	173,374
OFFICE OF GENERAL COUNSEL	534,197	226,492	205,756
OFFICE OF THE SHERIFF	331,244,408	366,768,040	389,234,770
PARKS & RECREATION	9,183,080	20,037,035	25,918,403
PLANNING AND DEVELOPMENT	5,783,432	5,347,937	5,696,958
PUBLIC DEFENDER	1,308,965	1,468,615	1,711,361
PUBLIC HEALTH	926,348	977,648	1,351,181
PUBLIC LIBRARIES	37,327,894	34,316,851	33,607,650
PUBLIC WORKS	77,121,118	57,299,725	35,424,419
SPECIAL SERVICES	13,328,076	15,013,375	14,960,008
STATE ATTORNEY	186,982	131,058	1,758,284
SUPERVISOR OF ELECTIONS	7,458,957	5,741,920	5,671,867
TOTAL DEPARTMENTAL EXPENSES	694,931,796	732,596,750	770,639,444
NON-DEPARTMENTAL EXPENSES			
CITYWIDE ACTIVITIES	74,337,662	77,433,479	79,605,423
CITYWIDE ACTIVITIES - COUNCIL	305,699		
CONTINGENCIES		1,154,634	3,353,748
DEBT FEES - BOND RELATED	213,481	255,490	255,489
DEBT SERVICE TRANSFERS - FISCAL AGENT	517,236	259,184	251,801
DEBT SERVICE TRANSFERS - INTEREST	34,607,201	31,224,681	29,769,252
DEBT SERVICE TRANSFERS - PRINCIPAL	39,995,725	39,581,650	31,922,334
INTER-LOCAL AGREEMENTS	2,135,884	2,820,396	2,755,592
SUBFUND LEVEL ACTIVITIES	16,194,337	5,840,202	6,435,664
TRANSFER OUT TO OTHER FUNDS	68,868,538	56,750,766	58,712,698
TOTAL NON-DEPARTMENTAL EXPENSES	237,175,763	215,320,482	213,062,001
TOTAL GENERAL FUND - GSD EXPENDITURES	932,107,560	947,917,232	983,701,445

CITY OF JACKSONVILLE, FLORIDA

GENERAL FUND - GENERAL SERVICES DISTRICT

SUBFUND -- 011

SCHEDULE OF NON-DEPARTMENTAL EXPENDITURES

	FY 12 ACTUAL	FY 13 BUDGET	FY 14 APPROVED
CITYWIDE ACTIVITIES			
MEDICAID PROGRAM			14,388,552
NON DEPARTMENTAL ALLOCATIONS	15,886	10,000	3,167,216
FY14 ITD RESTORATION ADJ			780,278
ECONOMIC GRANT PROGRAM	2,608,213	2,933,965	2,685,322
QUALIFIED TARGET INDUSTRIES	537,259	398,042	638,950
JUVENILE JUSTICE	2,396,208	4,329,288	2,571,209
JACKSONVILLE LANDING SECURITY			207,084
SMG - GATOR BOWL GAME	263,045	370,000	350,000
LOBBYIST FEES			1
WATER SEWER EXPANSION AUTHORITY	50,099	41,120	
MEDICAID INPATIENT HOSPITAL CARE	14,911,651	14,963,281	
MEDICAID NURSING HOME CARE	2,104,276	1,325,569	
TRANSITIONAL GOVERNMENT-MAYORAL	99		
PUBLIC SERVICE GRANTS	2,247,826	2,327,217	2,015,501
PSG - CULTURAL COUNCIL	2,850,000	2,903,000	2,846,580
SULZBACKER FEDERAL FUNDING SUBSIDY			97,780
ZOO CONTRACT	1,282,500	1,282,500	1,282,500
LICENSE AGREEMENTS AND FEES	17,161	17,384	18,271
REFUND - TAXES OVERPD/ERROR/CONTROVERSY	5,028	4,000	5,000
GREATER AGRICULTURAL FAIR CONTRACT			120,000
TRANSPORTATION PLANNING ORGANIZATION	216,066	216,150	217,432
NORTH FLORIDA REGIONAL COUNCIL	368,015	368,015	368,015
SUBSIDIZED PENSION FUNDS	21,451	24,357	16,404
BUSINESS IMPRV DISTRICT-DOWNTOWN VISION	311,660	311,660	311,660
MUNICIPAL DUES & AFFILIATION	385,185	388,622	411,582
TAX DEED PURCHASES	166,216	100,000	100,000
SHANDS JAX MEDICAL CENTER CONTRIBUTION	23,775,594	23,775,594	26,275,594
BJP 20% GAS TAX CONTRIB TO FISCAL AGENT	1,622,227	1,650,237	1,647,893
CIP DEBT REPAYMENT TO BANKING FUND	17,266,028	19,272,817	18,667,292
ANNUAL INDEPENDENT AUDIT	300,070	315,000	315,000
FILING FEE LOCAL ORD-PUBLIC DEFENDER	8,638	13,980	23,689
FILING FEE LOCAL ORD-STATE ATTORNEY	46,000	52,000	48,000
FLORIDA/GEORGIA GAME BLEACHERS	269,379		
FLORIDA/GEORGIA GAME COSTS	252,168		
415 LIMIT PENSION COST	39,715	39,681	28,618
TOTAL CITYWIDE ACTIVITIES	74,337,662	77,433,479	79,605,423
CITYWIDE ACTIVITIES - COUNCIL			
F.R.S.S. TIME BUYBACK	305,699		
TOTAL CITYWIDE ACTIVITIES - COUNCIL	305,699		

CITY OF JACKSONVILLE, FLORIDA

GENERAL FUND - GENERAL SERVICES DISTRICT

SUBFUND -- 011

SCHEDULE OF NON-DEPARTMENTAL EXPENDITURES

	FY 12 ACTUAL	FY 13 BUDGET	FY 14 APPROVED
CONTINGENCIES			
EXECUTIVE OP CONTINGENCY - JOINT		100,000	100,000
SPECIAL COUNCIL RSV-PUBLIC WORKS		126,396	
SPECIAL COUNCIL CONT-PROPERTY BLIGHT			2,042,375
EXECUTIVE OP CONTINGENCY - MAYOR		60,000	100,000
SP COUNCIL CONTINGENCY-BUDGET			1,003
EXECUTIVE OP CONTINGENCY - COUNCIL		100,000	100,000
FEDERAL PROGRAMS CONTINGENCY		266,000	266,000
FEDERAL MATCHING GRANTS (B1-B)		386,487	744,370
SP COUNCIL CONTINGENCY-PLANNING&DEV DPT		115,751	
TOTAL CONTINGENCIES		1,154,634	3,353,748
DEBT FEES - BOND RELATED			
FISCAL AGENT FEES GF-GSD	213,481	255,490	255,489
TOTAL DEBT FEES - BOND RELATED	213,481	255,490	255,489
DEBT SERVICE TRANSFERS - FISCAL AGENT			
TRF FR 011 GF TO 22Z - FISCAL AGENT FEES	431	431	
TRF FR 011 GF TO 25G - FISCAL AGENT FEES			450
TRF FR 011 GF TO 25F - FISCAL AGENT FEES			450
TRF FR 011 GF TO 25A - FISCAL AGENT FEES	1,350	1,350	1,350
TRF FR 011 GF TO 259 - FISCAL AGENT FEES	498,719	240,667	235,920
TRF FR 011 GF TO 256 - FISCAL AGENT FEES	450	450	450
TRF FR 011 GF TO 255 - FISCAL AGENT FEES	2,950	2,950	2,950
TRF FR 011 GF TO 222 - FISCAL AGENT FEES	500	500	500
TRF FR 011 GF TO 253 - FISCAL AGENT FEES	2,950	2,950	2,950
TRF FR 011 GF TO 225 - FISCAL AGENT FEES	431	431	
TRF FR 011 GF TO 254 - FISCAL AGENT FEES	2,950	2,950	2,950
TRF FR 011 GF TO 25H - FISCAL AGENT FEES			450
TRF FR 011 GF TO 22Y - FISCAL AGENT FEES	431	431	
TRF FR 011 GF TO 227 - FISCAL AGENT FEES	431	431	
TRF FR 011 GF TO 229 - FISCAL AGENT FEES	400	400	
TRF FR 011 GF TO 22C - FISCAL AGENT FEES	2,950	2,950	2,950
TRF FR 011 GF TO 22I - FISCAL AGENT FEES	1,000	1,000	
TRF FR 011 GF TO 22U - FISCAL AGENT FEES	431	431	431
TRF FR 011 GF TO 22W - FISCAL AGENT FEES	431	431	
TRF FR 011 GF TO 22X - FISCAL AGENT FEES	431	431	
TOTAL DEBT SERVICE TRANSFERS - FISCAL AGENT	517,236	259,184	251,801

CITY OF JACKSONVILLE, FLORIDA

GENERAL FUND - GENERAL SERVICES DISTRICT
SUBFUND -- 011

SCHEDULE OF NON-DEPARTMENTAL EXPENDITURES

	FY 12 ACTUAL	FY 13 BUDGET	FY 14 APPROVED
DEBT SERVICE TRANSFERS - INTEREST			
TRF FR 011 GF TO 225-02 LOCAL GVT TAX	1,955,144	1,822,269	
TRF FR 011 GF TO 227-03B&C ETR BONDS	1,684,989	1,688,189	
TRF FR 011 GF TO 229-03AETRTRIB/PROTON BM	579,441	553,968	
TRF FR 011 GF TO 22C-ETR 2005A	1,165,778	1,172,081	1,100,320
TRF FR 011 GF TO 22H-06C ETR/CARLING	189,937	183,162	179,676
TRF FR 011 GF TO 22I-96 RCR SALES TX BDS	136,853	136,478	
TRF FR 011 GF TO 22U-01 RCR SALES TAX	2,787,809	2,525,508	2,023,158
TRF FR 011 GF TO 25F-2012C SPEC REV			8,633,689
TRF FR 011 GF TO 22W-01B ETR/SHIPYARDS	1,972,760	1,941,669	
TRF FR 011 GF TO 222-93 ETR FOR DSI	3,087,683	3,358,259	3,597,996
TRF FR 011 GF TO 561-ADAM'S MARK	315,179	281,517	246,358
TRF FR 011 GF TO 25G-2012D SPEC REV			506,285
TRF FR 011 GF TO 25E-2012B SPEC REV			31,660
TRF FR 011 GF TO 25D-COURTHOUSE DEBT	1,948,878	1,812,190	1,938,614
TRF FR 011 GF TO 25C-COURTHOUSE DEBT	2,121,050	1,895,908	2,212,506
TRF FR 011 GF TO 25B-09C SPEC REV	1,622,292	1,084,979	1,315,208
TRF FR 011 GF TO 25A-09 AB&C	2,336,285	2,274,967	2,156,002
TRF FR 011 GF TO 22Y-02 GUAR ENTITLEMENT	4,638,927	4,595,903	
TRF FR 011 GF TO 256-07 ETR	1,725,863	1,714,030	1,663,313
TRF FR 011 GF TO 255-06C ETR	214,488	196,275	173,402
TRF FR 011 GF TO 254-06B ETR REF	283,055	223,784	151,582
TRF FR 011 GF TO 253-06A ETR BONDS	1,599,514	1,569,529	1,523,454
TRF FR 011 GF TO 22Z-02B ETR BNDS/SHANDS	2,424,209	357,827	
TRF FR 011 GF TO 259-08 A&B (97'S&02)	1,530,214	1,747,497	1,708,010
TRF FR 011 GF TO 25H-2012E SPEC REV			608,019
TRF FR 011 GF TO 22X-02A ETR REFUNDING	286,854	88,692	
TOTAL DEBT SERVICE TRANSFERS - INTEREST	34,607,201	31,224,681	29,769,252

CITY OF JACKSONVILLE, FLORIDA

GENERAL FUND - GENERAL SERVICES DISTRICT

SUBFUND -- 011

SCHEDULE OF NON-DEPARTMENTAL EXPENDITURES

	FY 12 ACTUAL	FY 13 BUDGET	FY 14 APPROVED
DEBT SERVICE TRANSFERS - PRINCIPAL			
TRF FR 011 GF TO 253-06A ETR BONDS	1,415,079	1,465,000	1,520,000
TRF FR 011 GF TO 254-06B ETR REF	1,816,539	1,895,000	1,975,000
TRF FR 011 GF TO 255-06C ETR	454,179	480,581	505,121
TRF FR 011 GF TO 256-07 ETR	1,141,680	1,190,000	1,235,000
TRF FR 011 GF TO 259-08A&B (97'S&02)	2,816,994	1,598,242	1,672,234
TRF FR 011 GF TO 25A-09AB&C ETR	3,042,521	3,070,000	3,170,000
TRF FR 011 GF TO 25C-COURTHOUSE DEBT	1,021,583	970,000	998,000
TRF FR 011 GF TO 25F-2012C SPEC REV			3,786,000
TRF FR 011 GF TO 25G-2012D SPEC REV			1,075,000
TRF FR 011 GF TO 22Z-02B ETR BNDS/SHANDS	2,486,102	2,595,000	
TRF FR 011 GF TO 25B-09C SPEC REV	3,271,667	3,115,000	3,220,000
TRF FR 011 GF TO 561-ADAM'S MARK	756,429	790,091	825,250
TRF FR 011 GF TO 25E-2012B SPEC REV			2,200
TRF FR 011 GF TO 25D-COURTHOUSE DEBT			251,600
TRF FR 011 GF TO 222-93ETR FOR DSP	1,344,802	1,313,363	1,288,056
TRF FR 011 GF TO 22Y-02 GUAR ENTITLEMENT	2,903,333	2,785,000	
TRF FR 011 GF TO 22X-02A ETR REFUNDING	2,796,728	3,030,000	
TRF FR 011 GF TO 22W-01B ETR/SHIPYARDS	1,126,998	1,180,000	
TRF FR 011 GF TO 22U-01 RCR SALES TAX	9,213,895	9,545,000	10,075,000
TRF FR 011 GF TO 22H-06C CARLING	316,661	319,373	323,873
TRF FR 011 GF TO 229-03AETRIB/PROTON BM	985,485	1,025,000	
TRF FR 011 GF TO 227-03B&C ETR BONDS	20,047	20,000	
TRF FR 011 GF TO 225-02 LOCAL GVT TAX	3,065,000	3,195,000	
TOTAL DEBT SERVICE TRANSFERS - PRINCIPAL	39,995,725	39,581,650	31,922,334
INTER-LOCAL AGREEMENTS			
ATLANTIC BCH LIFEGUARD/BCH CLEAN-UP	192,002	197,762	203,695
ATLANTIC & NEPTUNE BCH FIRE SERVICE	240,705	247,926	255,364
BEACHES-SOLID WASTE DISPOSAL CHARGES	882,765	1,529,955	1,426,708
NEPTUNE BCH LIFEGUARD/BCH CLEAN-UP	196,548	202,444	208,517
ATLANTIC BCH LG/BCH-CAPITAL ONLY	9,000	9,000	9,000
JACKSONVILLE BCH LIFEGUARD/BCH CLEAN-UP	614,864	633,309	652,308
TOTAL INTER-LOCAL AGREEMENTS	2,135,884	2,820,396	2,755,592
SUBFUND LEVEL ACTIVITIES			
JPA - CONTRIBUTIONS TO/FROM	5,711,557	5,296,851	5,930,822
PROPERTY LEASE W/ WJCT-JAZZ FESTIVAL	30,000	30,000	30,000
PERSONNEL LASPE-CONTINGENCY		-3,522,320	-3,589,661
JTA - CONTRIBUTIONS TO/FROM	1,284,270	1,324,309	1,350,049
JEDC-CECIL FIELD - CONTRIBUTIONS TO/FROM	578,724		
ASH SETTLEMENT REPAYMENT TO BANKING FUND	2,725,075	2,711,362	2,714,454
OFF ECON DEV-CONTRIBUTIONS TO/FROM	5,864,711		
TOTAL SUBFUND LEVEL ACTIVITIES	16,194,337	5,840,202	6,435,664

CITY OF JACKSONVILLE, FLORIDA

GENERAL FUND - GENERAL SERVICES DISTRICT

SUBFUND -- 011

SCHEDULE OF NON-DEPARTMENTAL EXPENDITURES

	FY 12 ACTUAL	FY 13 BUDGET	FY 14 APPROVED
TRANSFER OUT TO OTHER FUNDS			
GEN FUND-GSD TRANSFER TO FY12 CIP FUND	6,985,071		
GEN FUND-GSD TRANSFER TO FY14 CIP FUND			3,000,000
TRF FR 011 GRNFD GSD TO MAYPORT FERRY	200,000		449,715
GEN FUND-GSD TRANSFER TO STORMWATER OPS	1,482,501	1,557,442	1,557,442
GEN FUND-GSD TRANSFER TO SMG-STADIUM	5,542,291	6,513,495	4,312,052
GEN FUND-GSD TRANSFER TO SMG-ARENA			
GEN FUND-GSD TRANSFER TO SMG-BBALL GRNDS	634,337		281,316
GEN FUND-GSD TRANSFER TO SMG-CONVENTION	1,330,901	943,308	945,152
GEN FUND-GSD TRANSFER TO SMG-EQUESTRIAN	572,381		320,041
TRF FR 011 GENFD TO S'PVISOR ELECTION GR	14,096		
GEN FUND-GSD TRANSFER TO N.E. TID	3,738,644	2,540,800	2,878,907
GEN FUND-GSD TRANSFER TO CITY-RITZ			751,817
GEN FUND-GSD TRANSFER TO SMG-PERFRM ARTS	623,320	438,142	570,125
GEN FUND-GSD TRANSFER TO RECORDING FEES	1,113,050	861,883	
TRF FR 011 GF TO BF 2009C SPEC REV D/S	425,712		
GEN FUND-GSD TRANSFER TO PROP APPRAISER	8,228,163	8,609,432	8,055,795
GEN FUND-GSD TRANSFER TO CLERK OF COURT	607,260	129,257	
GEN FUND-GSD TRANSFER TO TAX COLLECTOR	3,748,420	3,891,977	5,269,603
GEN FUND-GSD TRANSFER TO PUBLIC SAFT INT	8,630,973	8,320,915	2,300,553
GEN FUND-GSD TRANSFER TO SPECIAL EVENTS		3,074,046	3,321,364
GEN FUND-GSD TRANSFER TO AIR POLL EPA	424,266	421,860	424,269
GEN FUND-GSD TRANSFER TO HUGUENOT PARK	384,496	343,103	338,944
GEN FUND-GSD TRANSFER TO COURTHOUSE TRST		94,408	
TRF FR 011 GENFD GSD TO 1F9 FIRE/RES GRT	97,343		
GEN FUND-GSD TRANSFER TO JCC	18,497,640	16,804,385	21,721,304
GEN FUND-GSD TRANSFER TO HANNA PARK	238,511	421,060	704,840
GEN FUND-GSD TRANSFER TO CECIL COMM CTR	1,622,988	1,360,253	1,084,459
TRF FR 011 GENFD GSD TO MISC FED PROJ	20,000		
TRF FR 011 GENFD GSD TO 1F2 PREPD GRANT	29,241		
GEN FUND-GSD TRANSFER TO BCH EROSION LOC	200,000	200,000	200,000
TRF FR 011 GENFD GSD TO COMM SVC MS GRTS	3,227,652		
GEN FUND-GSD TRANSFER TO ALCOHOL REHAB	249,281	225,000	225,000
TOTAL TRANSFER OUT TO OTHER FUNDS	68,868,538	56,750,766	58,712,698
TOTAL NON-DEPARTMENTAL EXPENDITURES	237,175,763	215,320,482	213,062,001

CITY OF JACKSONVILLE, FLORIDA

GENERAL FUND - GENERAL SERVICES DISTRICT
SUBFUND -- 011

EMPLOYEE CAP BY DEPARTMENT

	Fiscal Year 2012-2013	Fiscal Year 2013-2014	Change From Prior Year
FULL TIME EMPLOYEE POSITIONS			
ADVISORY BOARDS & COMMISSIONS	4	4	0
CITY COUNCIL	76	78	2
DOWNTOWN INVESTMENT AUTHORITY	0	4	4
EMPLOYEE SERVICES	46	42	-4
FINANCE	67	61	-6
FIRE AND RESCUE	1,301	1,301	0
HUMAN RIGHTS COMMISSION	10	9	-1
INTRA-GOVERNMENTAL SERVICES	59	52	-7
MAYOR'S OFFICE	28	34	6
MEDICAL EXAMINER	27	29	2
MILITARY AFFAIRS, VET & DISABLED SVCS	17	19	2
NEIGHBORHOODS	181	178	-3
NON-DEPARTMENTAL / FUND LEVEL ACTIVITIES	5	0	-5
OFFICE OF ECONOMIC DEVELOPMENT	22	25	3
OFFICE OF ETHICS, COMPLIANCE&OVERSIGHT	0	1	1
OFFICE OF GENERAL COUNSEL	1	1	0
OFFICE OF THE SHERIFF	3,044	3,039	-5
PARKS & RECREATION	237	207	-30
PLANNING AND DEVELOPMENT	60	55	-5
PUBLIC LIBRARIES	282	282	0
PUBLIC WORKS	200	320	120
SPECIAL SERVICES	51	47	-4
SUPERVISOR OF ELECTIONS	35	35	0
TOTAL FULL TIME EMPLOYEE POSITIONS	5,753	5,823	70
GENERAL FUND - GENERAL SERVICES DISTRICT	5,753	5,823	70



CITY OF JACKSONVILLE, FLORIDA

ADVISORY BOARDS & COMMISSIONS

REVENUES AND EXPENDITURES	FY 12 Actual	FY 13 Budget	FY 14 Approved	Change From Prior Year	
				Percent	Dollar
REVENUE					
Charges for Services	96,127	305,000	104,000	-65.9%	-201,000
Fines and Forfeits	0	1,050	0	-100.0%	-1,050
Miscellaneous Revenue	1,567	1,000	2,000	100.0%	1,000
TOTAL REVENUE	97,694	307,050	106,000	-65.5%	-201,050
EXPENDITURES					
Salaries	248,592	213,273	211,036	-1.0%	-2,237
Employer Provided Benefits	82,603	78,784	93,377	18.5%	14,593
Internal Service Charges	81,862	73,557	71,130	-3.3%	-2,427
Other Operating Expenses	12,050	15,221	7,739	-49.2%	-7,482
Capital Outlay	0	1	1	0.0%	0
Extraordinary Lapse	0	-253	0	-100.0%	253
TOTAL EXPENDITURES	425,107	380,583	383,283	0.7%	2,700

AUTHORIZED POSITION CAP	FY 13 Budget	FY 14 Approved	Change
Authorized Positions	4	4	
Part-Time Hours			

EXPENDITURES BY DIVISION	FY 12 Actual	FY 13 Budget	FY 14 Approved	Change From Prior Year	
				Percent	Dollar
CIVIL SERVICE BOARD	190,750	192,035	204,027	6.2%	11,992
CONST. TRADES QUALIFYING BOARD	229,986	184,222	178,348	-3.2%	-5,874
MAYOR'S ASIAN COMMISSION	605	603	117	-80.6%	-486
MAYOR'S COMMISSION ON STATUS OF WOMEN	1,413	1,940	791	-59.2%	-1,149
MAYOR'S HISPANIC COMMISSION	2,353	1,783	0	-100.0%	-1,783
DEPARTMENT TOTAL	425,107	380,583	383,283	0.7%	2,700

**ADVISORY BOARDS AND COMMISSIONS
GENERAL FUND - GSD**

BACKGROUND

This fund includes the Mayor's Asian Commission, Civil Service Board, Construction Trades Qualifying Board (CTQB), Hispanic American Advisory Board, and the Mayor's Commission on the Status of Women.

REVENUE

Charges for Services

- The decrease of \$201,000 is due to the seasonality of contractor certification and renewal revenue. The CTQB issued certificates are renewed every two years.

Fines and Forfeits

- The decrease of \$1,050 is due to code violation fines not recorded here.

Miscellaneous Revenue

- The increase of \$1,000 is due to miscellaneous sales and charges.

EXPENDITURES

Salaries

- The decrease of \$2,237 is due to the elimination of overtime salaries.

Employer Provided Benefits

- The increase of \$14,593 is due to increased pension contributions

Internal Service Charges

- The decrease of \$2,427 is mainly due to decreases in mailroom and copy center allocation charges (\$8,066) as well as OGC legal (\$7,694); however, this is offset by the cost of daily operation and maintenance of public buildings being moved into a new internal service fund as part of the FY14 budget which is now allocated to the various users to increase transparency and accountability. For the Advisory Boards & Commissions the amount is \$13,766.

Other Operating Expenses

- The decrease of \$7,482 is a combination of reductions containing miscellaneous services and charges (\$2,877), travel expense (\$2,000), other operating supplies (\$1,120), office supplies – other (\$792), and general liability insurance (\$655).

Extraordinary Lapse

- The extraordinary lapse from FY 13 has been removed.

AUTHORIZED POSITION CAP

The employee cap was remained at four (4) for FY14.

CITY OF JACKSONVILLE, FLORIDA

CITY COUNCIL

REVENUES AND EXPENDITURES	FY 12 Actual	FY 13 Budget	FY 14 Approved	Change From Prior Year	
				Percent	Dollar
REVENUE					
Charges for Services	73,925	110,001	110,001	0.0%	0
Miscellaneous Revenue	-276,721	214,377	233,402	8.9%	19,025
TOTAL REVENUE	-202,796	324,378	343,403	5.9%	19,025
EXPENDITURES					
Salaries	4,400,750	4,486,144	4,661,065	3.9%	174,921
Employer Provided Benefits	1,349,603	1,511,170	1,853,501	22.7%	342,331
Internal Service Charges	1,481,019	1,145,863	1,258,823	9.9%	112,960
Other Operating Expenses	680,610	885,404	900,737	1.7%	15,333
Capital Outlay	0	4	3	-25.0%	-1
Extraordinary Lapse	0	-5,419	0	-100.0%	5,419
Banking Fund Debt Repayments	27,280	27,660	12,991	-53.0%	-14,669
TOTAL EXPENDITURES	7,939,263	8,050,826	8,687,120	7.9%	636,294

AUTHORIZED POSITION CAP	FY 13 Budget	FY 14 Approved	Change
Authorized Positions	76	78	2
Part-Time Hours	3,001	5,211	2,210

EXPENDITURES BY DIVISION	FY 12 Actual	FY 13 Budget	FY 14 Approved	Change From Prior Year	
				Percent	Dollar
COUNCIL AUDITOR	1,847,517	2,013,236	2,190,159	8.8%	176,923
COUNCIL PRESIDENT EXPENSE ACCOUNT	0	10,000	10,000	0.0%	0
COUNCIL STAFF SERVICES	4,314,267	4,164,685	4,473,884	7.4%	309,199
DIRECT EXPENDITURES	1,226,652	1,246,591	1,348,695	8.2%	102,104
VALUE ADJUSTMENT BOARD	550,828	616,314	664,382	7.8%	48,068
DEPARTMENT TOTAL	7,939,263	8,050,826	8,687,120	7.9%	636,294

**CITY COUNCIL
GENERAL FUND - GSD**

BACKGROUND

This Department provides for the operation and salary expenditures for the City Council and its staff including the Office of the Council Auditor and the Value Adjustment Board.

REVENUE

Charges for Services

- This amount represents the anticipated Value Adjustment Board protest fee revenue.

Miscellaneous Revenue

- This category is mainly made up of a reimbursement from the Duval County School Board for 2/5 of the cost of the Value Adjustment Board as directed by Florida Statute. The change in this area is therefore driven by the change in the budgeted cost of the Value Adjustment Board.

EXPENDITURES

Salaries

- The net increase is being driven by the addition of two positions, various salary changes and an \$18,882 increase in part-time salaries.

Employer Provided Benefits

- The net increase is due primarily to increased pension costs in both General Employee pension (\$205,313) and the Florida Retirement System pension contribution (\$159,033).

Internal Service Charges

- The net increase is being driven by the addition of new building cost allocation(s) totaling \$204,459. The cost of daily operation and maintenance of public buildings was moved into a new internal service fund as part of the FY14 budget and is now allocated to the various users to increase transparency and accountability.

Extraordinary Lapse

- The extraordinary lapse added to the FY12-13 budget by Council has been removed.

Banking Fund Debt Repayment

- The table below compares the FY 13 and FY 14 banking fund debt repayment by project:

Project Title	26,509 1,151		12,705 286		-14,669
	FY13 Budget		FY14 Approved		
	Principal	Interest	Principal	Interest	Change
Creston System and various projects	26,509	1,151	12,705	286	-14,669

AUTHORIZED POSITION CAP

Two positions and 1,170 part-time hours were added by the Department to the Council Staff Services activity as part of the budget process. An additional 1,040 part time hours were added to the Value Adjustment Board activity during the 2013 fiscal year.

CITY OF JACKSONVILLE, FLORIDA

COURTS

REVENUES AND EXPENDITURES	FY 12 Actual	FY 13 Budget	FY 14 Approved	Change From Prior Year	
				Percent	Dollar
REVENUE					
Charges for Services	48	297	0	-100.0%	-297
Fines and Forfeits	100	0	0		0
Miscellaneous Revenue	6,120	0	0		0
TOTAL REVENUE	6,268	297	0	-100.0%	-297
EXPENDITURES					
Internal Service Charges	200,135	139,350	3,265,920	2243.7%	3,126,570
Other Operating Expenses	638,193	401,129	167,269	-58.3%	-233,860
Capital Outlay	25,372	35,012	343,503	881.1%	308,491
Extraordinary Lapse	0	-388	0	-100.0%	388
TOTAL EXPENDITURES	863,700	575,103	3,776,692	556.7%	3,201,589

AUTHORIZED POSITION CAP	FY 13 Budget	FY 14 Approved	Change
Authorized Positions			
Part-Time Hours			

EXPENDITURES BY DIVISION	FY 12 Actual	FY 13 Budget	FY 14 Approved	Change From Prior Year	
				Percent	Dollar
CIRCUIT COURT	833,147	553,684	768,229	38.7%	214,545
COUNTY COURT	30,553	21,419	3,008,463	13945.8%	2,987,044
DEPARTMENT TOTAL	863,700	575,103	3,776,692	556.7%	3,201,589

**COURTS
GENERAL FUND - GSD**

BACKGROUND

The Courts' budget includes the Circuit Court and County Court expenditures exclusive of the cost of Judges and other State employees. Also included in the budget are certain costs associated with the operation of the Court Administrator's Office. Due to Revision 7 to Article 5 of the State Constitution, the County is now responsible for paying expenses related to certain court-related functions. The County is responsible for providing facilities, maintenance, utilities, security, communications, existing radio systems, and the existing Multi-Agency Criminal Justice Information System (CJIS) to the Courts.

EXPENDITURES

Internal Service Charges

- The net increase of \$3,126,570 is mainly attributable to increases of \$3,106,858 which is being driven by the addition of new building cost allocations. The cost of daily operation and maintenance of public buildings was moved into a new internal service fund as part of the FY 14 budget and is now allocated to the various users to increase transparency and accountability, ITD charges of \$34,049 and copier consolidation of \$8,047. This is offset somewhat with decreases in mailroom charge of \$12,110 and telecommunication of \$7,980.

Other Operating Expenses

- The net decrease of \$233,860 is primarily attributable to rentals (land and buildings) \$307,193. This was offset by increases in general liability insurance \$22,418, lease-purchase (equipment agreements) \$18,444, repairs and maintenance \$4,121 and membership dues \$3,380.

Capital Outlay

- The net increase of \$308,491 is attributable to an increase of \$311,497 in computer equipment and software for IT equipment in four additional court rooms and \$17,997 in specialized equipment. This is offset somewhat with a decrease of \$21,000 in office furniture and equipment.

Extraordinary Lapse

- The extraordinary lapse for FY 13 has been removed.

AUTHORIZED POSITION CAP

There are no employees in the General Fund part of the Courts.

CITY OF JACKSONVILLE, FLORIDA

DOWNTOWN INVESTMENT AUTHORITY

REVENUES AND EXPENDITURES	FY 12 Actual	FY 13 Budget	FY 14 Approved	Change From Prior Year	
				Percent	Dollar
REVENUE					
Miscellaneous Revenue	0	0	35,500		35,500
TOTAL REVENUE	0	0	35,500		35,500
EXPENDITURES					
Salaries	0	0	380,000		380,000
Employer Provided Benefits	0	0	138,090		138,090
Internal Service Charges	0	0	135,000		135,000
Other Operating Expenses	0	0	769,413		769,413
Capital Outlay	0	0	5,001		5,001
TOTAL EXPENDITURES	0	0	1,427,504		1,427,504

AUTHORIZED POSITION CAP	FY 13 Budget	FY 14 Approved	Change
Authorized Positions		4	4
Part-Time Hours			

EXPENDITURES BY DIVISION	FY 12 Actual	FY 13 Budget	FY 14 Approved	Change From Prior Year	
				Percent	Dollar
DOWNTOWN INVESTMENT AUTHORITY	0	0	1,427,504		1,427,504
DEPARTMENT TOTAL	0	0	1,427,504		1,427,504

**DOWNTOWN INVESTMENT AUTHORITY
GENERAL FUND - GSD**

BACKGROUND

The Downtown Investment Authority (DIA) was created by Ordinance 2012-364-E to revitalize Jacksonville's urban core by utilizing community redevelopment area (CRA) resources to spur economic development. The agency has oversight for the development for the existing Downtown Northbank CRA and the Southside CRA. This portion of the department's budget only includes the General Fund – GSD (SF 011) activities.

REVENUE

Miscellaneous Revenue

- This amount includes \$30,000 for the rental of city facilities for the River City Brewing Company lease payment, \$4,500 for the Downtown Development Review Board application fee and \$1,000 for miscellaneous sales and charges related to public record revenue.

EXPENDITURES

Salaries

- The increase of \$380,000 represents the funding for four positions within the DIA. One position was transferred from the Office of Economic Development.

Employer Provided Benefits

- The increase of \$138,090 represents associated benefits for the four positions mentioned above.

Internal Service Charges

- The increase of \$135,000 represents the funding for anticipated legal expenses in FY14.

Other Operating Expenses

- The increase of \$769,413 represents operating costs for the DIA. This includes \$440,000 for professional services, \$150,113 for miscellaneous services and charges, \$100,350 for advertising and promotion and other expenses.

Capital Outlay

- The increase of \$5,001 primarily represents funding for office equipment and improvements.

AUTHORIZED POSITION CAP

The authorized employee cap has increased by four for FY 14. One of these positions was transferred from the Office of economic Development.

CITY OF JACKSONVILLE, FLORIDA

EMPLOYEE SERVICES

REVENUES AND EXPENDITURES	FY 12 Actual	FY 13 Budget	FY 14 Approved	Change From Prior Year	
				Percent	Dollar
REVENUE					
Miscellaneous Revenue	1,309	1,000	1,000	0.0%	0
TOTAL REVENUE	1,309	1,000	1,000	0.0%	0
EXPENDITURES					
Salaries	2,318,913	2,458,123	2,341,210	-4.8%	-116,913
Employer Provided Benefits	725,128	835,167	934,234	11.9%	99,067
Internal Service Charges	1,746,123	1,801,603	1,774,498	-1.5%	-27,105
Other Operating Expenses	1,034,253	811,236	689,919	-15.0%	-121,317
Capital Outlay	0	10	1	-90.0%	-9
Extraordinary Lapse	0	-193,850	0	-100.0%	193,850
TOTAL EXPENDITURES	5,824,417	5,712,289	5,739,862	0.5%	27,573

AUTHORIZED POSITION CAP	FY 13 Budget	FY 14 Approved	Change
Authorized Positions	46	42	-4
Part-Time Hours	2,644	2,644	

EXPENDITURES BY DIVISION	FY 12 Actual	FY 13 Budget	FY 14 Approved	Change From Prior Year	
				Percent	Dollar
COMPENSATION & BENEFITS	25,279	-170	0	-100.0%	170
EMPLOYEE & LABOR RELATIONS	281,636	498,713	868,150	74.1%	369,437
OFFICE OF DIRECTOR	921,307	891,516	945,605	6.1%	54,089
TALENT MANAGEMENT	4,596,195	4,322,230	3,926,107	-9.2%	-396,123
DEPARTMENT TOTAL	5,824,417	5,712,289	5,739,862	0.5%	27,573

**EMPLOYEE SERVICES
GENERAL FUND - GSD**

BACKGROUND

In the General Fund, this department consists of Employee and Labor Relations, Office of the Director, and Talent Management. This department was established by Budget Ordinance 2012-732-E.

EXPENDITURES

Salaries

- The decrease of \$116,913 is due to the Employee Cap Changes noted below.

Employer Provided Benefits

- The net increase of \$99,067 is principally due to increases in pension contributions.

Internal Service Charges

- The net decrease of \$27,105 is primarily due to decreases in ITD charges and mailroom and copy center charges. This decrease is to some extent reduced by the cost of daily operation and maintenance of public buildings being moved into a new internal service fund as part of the FY14 budget which is now allocated to the various users to increase transparency and accountability. For Employees Services this is \$125,375.

Other Operating Expenses

- The net decrease of \$121,317 is attributable to reductions in professional services (\$65,002), miscellaneous services and charges (\$59,233), other rent (\$20,000), office supplies – other (\$19,002), and employee training (\$10,402).

Extraordinary Lapse

- The extraordinary lapse from FY 13 has been removed.

AUTHORIZED POSITION CAP

The cap decreased by four (4) for FY 14: three (3) in Talent Management and one (1) in the Office of the Director.

CITY OF JACKSONVILLE, FLORIDA

FINANCE

REVENUES AND EXPENDITURES	FY 12 Actual	FY 13 Budget	FY 14 Approved	Change From Prior Year	
				Percent	Dollar
REVENUE					
Charges for Services	44,711	35,052	35,052	0.0%	0
Miscellaneous Revenue	28,583	29,920	29,920	0.0%	0
TOTAL REVENUE	73,294	64,972	64,972	0.0%	0
EXPENDITURES					
Salaries	3,397,446	3,380,256	3,240,825	-4.1%	-139,431
Employer Provided Benefits	1,067,165	1,189,791	1,330,026	11.8%	140,235
Internal Service Charges	1,499,320	1,431,893	1,792,890	25.2%	360,997
Other Operating Expenses	258,310	287,297	340,812	18.6%	53,515
Capital Outlay	0	15	7	-53.3%	-8
Extraordinary Lapse	0	-4,237	0	-100.0%	4,237
TOTAL EXPENDITURES	6,222,240	6,285,015	6,704,560	6.7%	419,545

AUTHORIZED POSITION CAP	FY 13 Budget	FY 14 Approved	Change
Authorized Positions	67	61	-6
Part-Time Hours	5,120	5,120	

EXPENDITURES BY DIVISION	FY 12 Actual	FY 13 Budget	FY 14 Approved	Change From Prior Year	
				Percent	Dollar
ACCOUNTING	3,371,346	3,746,363	3,783,830	1.0%	37,467
BUDGET OFFICE	905,046	886,980	988,036	11.4%	101,056
OFFICE OF THE DIRECTOR	1,041,936	705,000	952,811	35.2%	247,811
TREASURY	903,913	946,672	979,883	3.5%	33,211
DEPARTMENT TOTAL	6,222,240	6,285,015	6,704,560	6.7%	419,545

**FINANCE
GENERAL FUND - GSD**

BACKGROUND

The Finance Department includes the Office of the Director, Accounting, Budget, Treasury, Risk Management, and Pension Administration. The department provides accounting services and financial reports to other city departments, provides support services to general government departments in the development of their budgets, provides efficient administration of risk and insurance analyses and act as adviser to city government on insurance related matters, administers the pension plans to insure retiree benefits are paid and provide customers with a high degree of customers service, timely measure and record cash, investment, and debt activities for the City.

REVENUE

Charges of Services

- This amount represents 10% of Gross Receipts plus \$1,000 per month for rental of the Jacksonville Beach Pier.

EXPENDITURES

Salaries

- The \$139,431 decrease is primarily due to the elimination of 6 positions for FY 14.

Employer Provided Benefits

- The increase of \$140,235 is primarily due to the increase of \$143,601 general employees' pension contribution and \$14,439 in defined contribution pension. These increases were somewhat offset by a decrease of \$18,401 in workers' compensation insurance.

Internal Service Charges

- The \$360,997 increase is primarily due to the increases of \$232,757 in OGC legal charges, \$101,652 in building maintenance allocations, and net of \$51,488 in ITD charges. These increases were somewhat offset by decreases of \$20,600 in copier consolidation allocation charges, \$2,034 in copy center allocation charges, and \$1,755 in mailroom allocation charges.

Other Operating Expenses

- The increase of \$53,515 is primarily due to the increases of \$18,750 in professional services, \$16,100 in other operating supplies, \$10,000 in banking service charges, \$4,506 in employee training and \$3,700 in repairs and maintenance.

Extraordinary Lapse

- The extraordinary lapse that was approved by the City Council Finance Committee in FY 13 has been removed for FY 14.

AUTHORIZED POSITION CAP

One FY 13 redlined position was eliminated and five positions were eliminated for FY 14.

CITY OF JACKSONVILLE, FLORIDA

FIRE AND RESCUE

REVENUES AND EXPENDITURES	FY 12 Actual	FY 13 Budget	FY 14 Approved	Change From Prior Year	
				Percent	Dollar
REVENUE					
Intergovernmental Revenue	1,045	0	0		0
Charges for Services	21,920,779	23,464,499	21,457,661	-8.6%	-2,006,838
Revenue From City Agencies - Allocations	354,992	245,956	294,156	19.6%	48,200
Fines and Forfeits	7,285	5,083	6,590	29.6%	1,507
Miscellaneous Revenue	4,389,041	4,811,782	5,095,768	5.9%	283,986
Other Sources	0	0	340,000		340,000
TOTAL REVENUE	26,673,142	28,527,320	27,194,175	-4.7%	-1,333,145

EXPENDITURES

Salaries	88,463,590	88,704,514	90,338,153	1.8%	1,633,639
Salary & Benefit Lapse	0	-6,667,090	-2,916,845	-56.3%	3,750,245
Employer Provided Benefits	47,223,630	69,734,387	85,747,452	23.0%	16,013,065
Internal Service Charges	13,221,903	14,231,853	15,346,273	7.8%	1,114,420
Other Operating Expenses	5,482,580	6,367,070	6,323,984	-0.7%	-43,086
Capital Outlay	246,739	50,029	340,001	579.6%	289,972
Extraordinary Lapse	0	-117,157	0	-100.0%	117,157
Banking Fund Debt Repayments	1,511,261	1,540,872	1,111,818	-27.8%	-429,054
TOTAL EXPENDITURES	156,149,703	173,844,478	196,290,836	12.9%	22,446,358

AUTHORIZED POSITION CAP

	FY 13 Budget	FY 14 Approved	Change
Authorized Positions	1,301	1,301	0
Part-Time Hours	34,964	34,964	

EXPENDITURES BY DIVISION

EXPENDITURES BY DIVISION	FY 12 Actual	FY 13 Budget	FY 14 Approved	Change From Prior Year	
				Percent	Dollar
DIRECTOR-FIRE ADMINISTRATION	2,485,843	2,855,741	3,466,482	21.4%	610,741
EMERGENCY PREPAREDNESS	1,006,946	928,914	1,775,625	91.2%	846,711
FIRE OPERATIONS	109,552,127	121,110,492	134,174,124	10.8%	13,063,632
FIRE PREVENTION	2,486,273	2,798,980	3,579,160	27.9%	780,180
FIRE TRAINING	1,693,282	1,539,754	1,636,468	6.3%	96,714
RESCUE	38,925,232	44,610,597	51,658,977	15.8%	7,048,380
DEPARTMENT TOTAL	156,149,703	173,844,478	196,290,836	12.9%	22,446,358

**FIRE AND RESCUE
GENERAL FUND - GSD**

BACKGROUND

The primary mission of the department is to preserve and protect the lives, property and environment of our community. The department processes calls for emergency assistance quickly and effectively to reduce response times to citizens, administer a community-wide emergency management plan, perform fire and life safety building inspections, review new construction plans for fire code compliance, conduct public safety education programs, deliver the highest quality of pre-hospital care, promote state of the art training, education and certification to all personnel necessary to ensure that Jacksonville Fire and Rescue remains competent and efficient in providing citizens and visitors of Duval County the absolute best delivery of emergency services.

REVENUE

Charges for Services

- The net decrease is primarily due to revised rescue transport uncollectible and statutory insurance write-offs percentages. The billing agency provided revised uncollectible data going back to 1995 to the present.

Revenue From City Agencies – Allocations

- This revenue represents a repayment to the Department from the 911 User Fee special revenue fund for a portion of the cost of call taker salaries.

Fines and Forfeits

- The increase is due to increased revenue for fire code violations found during inspections.

Miscellaneous Revenue

- This revenue represents the revenue received for various contractual fire protection including agreements with the City of Baldwin and JIA. The increase in this area is primarily due to increased revenue to be received from JIA to cover the costs of fire services.

Other Sources

- This amount represents the approved total borrowing available in FY14 for mobile data terminal equipment replacement. The expense budget for this equipment can be seen in the Capital Outlay category.

EXPENDITURES

Salaries

- The net increase is being driven by increases in leave sellback (\$959,691), salaries (\$877,038) and pensionable out of class pay (\$347,872). These increases are offset slightly by a \$458,381 reduction in overtime.

Salary & Benefit Lapse

- The budgeted amount represents the anticipated salary and benefit lapse for FY14.

Employer Provided Benefits

- The net increase is being driven by a \$12.6 million increase in Police & Fire pension costs and an increase in the net workers compensation allocations, due to heart hypertension of \$2.5 million.

CITY OF JACKSONVILLE, FLORIDA

Internal Service Charges

- The net increase is being driven by the addition of new building cost allocation(s) totaling \$1.5 million. The cost of daily operation and maintenance of public buildings was moved into a new internal service fund as part of the FY14 budget and is now allocated to the various users to increase transparency and accountability. These additional allocations are being slightly offset by a \$781,029 decrease in Fleet vehicle replacement costs.

Capital Outlay

- Borrowed capital has been approved in FY14 for mobile data terminal equipment replacement, as mentioned above.

Extraordinary Lapse

- The extraordinary lapse added to the FY12-13 budget by Council has been removed.

Banking Fund Debt Repayment

- The table below compares the FY 13 and FY 14 banking fund debt repayment by project:

Project Title	1,430,683 110,189		1,053,354 58,464		-429,054
	FY13 Budget		FY14 Approved		
	Principal	Interest	Principal	Interest	Change
AutoPulse - CPR/Compression Device	119,980	6,017	79,987	1,245	-44,765
CAD replacement (ord 2009-54-E)	311,264	49,785	311,264	35,821	-13,964
Cardiac Monitor	678,206	38,111	479,733	10,988	-225,596
Compressors for SCBA equipment	44,731	4,409	44,731	2,552	-1,857
Equip for Apparatus - F9 District Chief	1,960	104	1,436	25	-603
Mobile Data Terminal refresh - FY14	0	0	14,773	3,028	17,801
Equip for Apparatus-Rescue 25, 49 & 54	27,894	4,586	52,583	2,959	23,062
Fire capital equipment	78,981	4,202	54,854	1,048	-27,281
SCBA Upgrade	153,674	1,595	0	0	-155,269
Thermal Imaging Cameras	13,993	1,380	13,993	798	-582

AUTHORIZED POSITION CAP

There are no changes to the overall employee cap.



CITY OF JACKSONVILLE, FLORIDA

HUMAN RIGHTS COMMISSION

REVENUES AND EXPENDITURES	FY 12 Actual	FY 13 Budget	FY 14 Approved	Change From Prior Year	
				Percent	Dollar
REVENUE					
Intergovernmental Revenue	61,275	105,225	105,225	0.0%	0
Miscellaneous Revenue	451	700	700	0.0%	0
TOTAL REVENUE	61,726	105,925	105,925	0.0%	0
EXPENDITURES					
Salaries	563,414	507,485	467,703	-7.8%	-39,782
Employer Provided Benefits	184,867	180,084	201,226	11.7%	21,142
Internal Service Charges	90,903	186,712	212,473	13.8%	25,761
Other Operating Expenses	18,000	26,293	24,275	-7.7%	-2,018
Capital Outlay	0	7	7	0.0%	0
Extraordinary Lapse	0	-607	0	-100.0%	607
TOTAL EXPENDITURES	857,184	899,974	905,684	0.6%	5,710

AUTHORIZED POSITION CAP	FY 13 Budget	FY 14 Approved	Change
Authorized Positions	10	9	-1
Part-Time Hours			

EXPENDITURES BY DIVISION	FY 12 Actual	FY 13 Budget	FY 14 Approved	Change From Prior Year	
				Percent	Dollar
JAX HUMAN RIGHTS COMMISSION	857,184	899,974	905,684	0.6%	5,710
DEPARTMENT TOTAL	857,184	899,974	905,684	0.6%	5,710

**HUMAN RIGHTS COMMISSION
GENERAL FUND - GSD**

BACKGROUND

The Jacksonville Human Rights Commission (JHRC) within the City focuses on promoting and encouraging fair treatment and equal opportunity for all. The Commission strives to eliminate discrimination and promote mutual understanding and respect. Equal Opportunity/Equal Access (EO/EA), the only division under JHRC, resolves non-compliance with equal opportunity employment laws and investigates allegations made by job applicants and city employees.

EXPENDITURES

Salaries

- The decrease of \$39,782 is primarily due to the elimination of one position.

Employee Provided Benefits

- The increase of \$21,553 is primarily due to an increase of \$25,980 in pension contribution. This increase was offset by a reduction of \$2,090 in group hospitalization insurance.

Internal Service Charges

- The increase of \$25,761 is primarily due to an increase of \$39,151 in building cost allocation. This amount was offset by reductions of \$6,111 in legal charges, \$4,234 in copier consolidation charges, and \$2,562 in helpdesk and desktop charges.

Other Operating Expense

- The decrease of \$2,018 is primarily due to a reduction of \$1,242 in dues, subscriptions and membership's, and \$746 in general liability insurance.

Extraordinary Lapse

- The extraordinary lapse was eliminated for FY14.

AUTHORIZED POSITION CAP

One (1) position was eliminated.

CITY OF JACKSONVILLE, FLORIDA

INTRA-GOVERNMENTAL SERVICES

REVENUES AND EXPENDITURES	FY 12 Actual	FY 13 Budget	FY 14 Approved	Change From Prior Year	
				Percent	Dollar
REVENUE					
Miscellaneous Revenue	1,899	2,000	900	-55.0%	-1,100
TOTAL REVENUE	1,899	2,000	900	-55.0%	-1,100
EXPENDITURES					
Salaries	5,422,651	2,651,591	2,174,092	-18.0%	-477,499
Salary & Benefit Lapse	0	-140,902	0	-100.0%	140,902
Employer Provided Benefits	1,882,585	970,391	947,349	-2.4%	-23,042
Internal Service Charges	1,090,298	1,108,784	1,194,329	7.7%	85,545
Other Operating Expenses	411,376	122,186	67,108	-45.1%	-55,078
Capital Outlay	0	13	5	-61.5%	-8
Extraordinary Lapse	0	-3,173	0	-100.0%	3,173
TOTAL EXPENDITURES	8,806,909	4,708,890	4,382,883	-6.9%	-326,007

AUTHORIZED POSITION CAP	FY 13 Budget	FY 14 Approved	Change
Authorized Positions	59	52	-7
Part-Time Hours	2,240	3,000	760

EXPENDITURES BY DIVISION	FY 12 Actual	FY 13 Budget	FY 14 Approved	Change From Prior Year	
				Percent	Dollar
ADMINISTRATIVE SERVICES	5,834,085	2,242,097	302,349	-86.5%	-1,939,748
EQUAL BUSINESS OPPORTUNITY	313,013	0	0		0
OFFICE OF DIRECTOR	759,925	584,948	2,121,876	262.7%	1,536,928
PROCUREMENT	1,899,814	1,881,845	1,958,658	4.1%	76,813
PUBLIC INFORMATION DIVISION	72	0	0		0
DEPARTMENT TOTAL	8,806,909	4,708,890	4,382,883	-6.9%	-326,007

**INTRA-GOVERNMENTAL SERVICES
GENERAL FUND - GSD**

BACKGROUND

The Intra-Governmental Services Department is responsible for the provision of resources and services essential for the overall management for the City of Jacksonville. In the General Fund, this department consists of the Office of the Director, Administrative Services, Call Center (630-CITY), Office of the Ombudsman, Office of Grants Management and Procurement.

REVENUE

Miscellaneous Revenue:

- The decrease of \$1,100 is mostly due to a reduction in the sale of books, maps and regulations. This is somewhat offset by an increase of \$900 in miscellaneous sales and charges.

EXPENDITURES

Salaries

- The decrease of \$477,499 is mainly attributable to a reduction in the department's authorized position cap. This includes a reduction of \$468,218 in permanent salaries, \$4,945 in special pay and \$4,335 in leave rollback/sellback.

Salary and Benefit Lapse

- There is no departmental salary and benefit lapse in FY 14. The impacted position has been unfunded in FY 14.

Employer Provided Benefits:

- The net decrease of \$23,042 is mainly due to reductions of \$56,267 in group health insurance, \$9,404 in workers compensation insurance and \$5,774 in Medicare tax. These mainly offset by an increase of \$52,373 in pension costs.

Internal Service Charges

- The net increase of \$85,545 is primarily due to the addition of a new building cost allocation totaling \$197,927. Additionally, there is an increase of \$26,145 in legal charges. These are offset by decreases of \$45,030 in copier consolidation charges, \$27,317 in computer system maintenance, \$22,460 in IT system development and \$15,668 in data center charges.

Other Operating Expenses

- The net decrease of \$55,078 is mainly attributable to a reduction of \$45,246 in professional services.

Extraordinary Lapse

- There is no extraordinary lapse in FY 14.

AUTHORIZED POSITION CAP

The authorized position cap was reduced by seven for FY 14.

CITY OF JACKSONVILLE, FLORIDA

MAYOR'S OFFICE

REVENUES AND EXPENDITURES	FY 12 Actual	FY 13 Budget	FY 14 Approved	Change From Prior Year	
				Percent	Dollar
REVENUE					
Miscellaneous Revenue	27,659	1,000	83,820	8282.0%	82,820
TOTAL REVENUE	27,659	1,000	83,820	8282.0%	82,820
EXPENDITURES					
Salaries	1,940,548	2,104,510	2,558,889	21.6%	454,379
Employer Provided Benefits	425,350	489,713	699,644	42.9%	209,931
Internal Service Charges	679,618	648,718	765,109	17.9%	116,391
Other Operating Expenses	120,120	75,555	121,399	60.7%	45,844
Capital Outlay	11,563	7	7	0.0%	0
Extraordinary Lapse	0	-93,692	-366,546	291.2%	-272,854
TOTAL EXPENDITURES	3,177,199	3,224,811	3,778,502	17.2%	553,691

AUTHORIZED POSITION CAP	FY 13 Budget	FY 14 Approved	Change
Authorized Positions	28	34	6
Part-Time Hours	1,300	1,300	

EXPENDITURES BY DIVISION	FY 12 Actual	FY 13 Budget	FY 14 Approved	Change From Prior Year	
				Percent	Dollar
ADMINISTRATION	1,737,815	1,923,827	2,374,310	23.4%	450,483
EDUCATION OFFICER	26,415	-170	82,757	-48780.6%	82,927
INSPECTOR GENERAL'S OFFICE	176,286	0	0		0
PUBLIC AFFAIRS	1,236,683	1,301,154	1,321,435	1.6%	20,281
DEPARTMENT TOTAL	3,177,199	3,224,811	3,778,502	17.2%	553,691

**MAYOR'S OFFICE
GENERAL FUND - GSD**

BACKGROUND

This fund provides for the operating and salary expenditures of the Mayor Administration, the Education Officer and Public Affairs.

REVENUE

Miscellaneous Revenue

- This revenue is comprised mainly of a \$82,820 contribution from a private source which will fund the Education Officer activity.

EXPENDITURES

Salaries

- The net increase is being driven by the transfer of six positions into this Department from other areas within the City during FY 12-13.

Employer Provided Benefits

- The net increase is being driven by the addition of the six position mentioned above, as well as by increased pension costs.

Internal Service Charges

- The net increase is being driven by the addition of new building cost allocation(s) totaling \$101,064. The cost of daily operation and maintenance of public buildings was moved into a new internal service fund as part of the FY14 budget and is now allocated to the various users to increase transparency and accountability.

Other Operating Expenses

- The net increase is primarily due to an increased funding for travel of \$40,000.

Extraordinary Lapse

- An extraordinary lapse amount was placed in the Mayor's Office in order to meet budgetary reduction targets for FY 13-14.

AUTHORIZED POSITION CAP

Six positions were transferred into the Department during FY12-13.

CITY OF JACKSONVILLE, FLORIDA

MEDICAL EXAMINER

REVENUES AND EXPENDITURES	FY 12 Actual	FY 13 Budget	FY 14 Approved	Change From Prior Year	
				Percent	Dollar
REVENUE					
Charges for Services	1,029,469	1,202,017	1,211,003	0.7%	8,986
TOTAL REVENUE	1,029,469	1,202,017	1,211,003	0.7%	8,986
EXPENDITURES					
Salaries	1,579,768	1,687,507	2,046,106	21.3%	358,599
Employer Provided Benefits	471,504	569,310	766,173	34.6%	196,863
Internal Service Charges	110,360	93,451	210,987	125.8%	117,536
Other Operating Expenses	277,534	309,975	368,315	18.8%	58,340
Capital Outlay	0	3	242,443	381333.3%	242,440
Extraordinary Lapse	0	-1,792	-119,792	6584.8%	-118,000
TOTAL EXPENDITURES	2,439,166	2,658,454	3,514,232	32.2%	855,778

AUTHORIZED POSITION CAP	FY 13 Budget	FY 14 Approved	Change
Authorized Positions	27	29	2
Part-Time Hours	6,240	6,240	

EXPENDITURES BY DIVISION	FY 12 Actual	FY 13 Budget	FY 14 Approved	Change From Prior Year	
				Percent	Dollar
MEDICAL EXAMINER	2,439,166	2,658,454	3,514,232	32.2%	855,778
DEPARTMENT TOTAL	2,439,166	2,658,454	3,514,232	32.2%	855,778

**MEDICAL EXAMINER
GENERAL FUND - GSD**

BACKGROUND

The Medical Examiner provides autopsies, toxicological examinations, and histopathological preparations of tissues, autopsy reports, depositions, scene investigations, and expert witness testimony to Duval County, Nassau County, Clay County, Union County, and parts of District III, which includes service to Columbia, Hamilton, Lafayette and Suwannee Counties.

REVENUE

Charges for Services

- The increase of \$8,986 is chiefly due to an increase of the cremation approval fee.

EXPENDITURES

Salaries

- The \$358,599 jump in salaries is mainly due to the increase in permanent and probationary salaries (\$356,742) and to a lesser degree leave rollback/sellback (\$4,964). This is minimally reduced by over-time salaries (\$3,500).

Employer Provided Benefits

- The increase of \$196,863 is the result of higher pension contributions (\$198,389) and Medicare tax (\$5,933). The reductions in group hospitalization insurance (\$1,461) and workers compensation insurance (\$5,947) helped reduce the amount of the increase.

Internal Service Charges

- The increase of \$117,536 is due to allocations of utilities (\$125,750), building maintenance (\$6,512). The increases are slightly offset with reductions in OGC legal charges (\$6,558), ITD charges (\$4,912), and fleet charges (\$2,291).

Other Operating Expenses

- The increase of \$58,340 is due to increases in miscellaneous services and charges (\$22,604), employee training (\$17,776), travel expense (\$14,536), and guard and ADT services (\$1,224).

Extraordinary Lapse

- While the Medical Examiner is aware that this extraordinary lapse has been placed in the budget, the presence of this extraordinary lapse does not mean that the Medical Examiner has endorsed the extraordinary lapse or any budgetary impacts that would result from the lapse if this proposed budget were to be adopted.

AUTHORIZED POSITION CAP

The cap has been increased from 27 to 29 employees.

CITY OF JACKSONVILLE, FLORIDA

MILITARY AFFAIRS, VET & DISABLED SVCS

REVENUES AND EXPENDITURES	FY 12 Actual	FY 13 Budget	FY 14 Approved	Change From Prior Year	
				Percent	Dollar
REVENUE					
Miscellaneous Revenue	795	500	800	60.0%	300
TOTAL REVENUE	795	500	800	60.0%	300
EXPENDITURES					
Salaries	709,713	780,194	859,290	10.1%	79,096
Salary & Benefit Lapse	0	-34,369	0	-100.0%	34,369
Employer Provided Benefits	222,159	249,392	323,323	29.6%	73,931
Internal Service Charges	142,743	87,176	120,189	37.9%	33,013
Other Operating Expenses	36,722	60,454	62,856	4.0%	2,402
Capital Outlay	0	3	1	-66.7%	-2
Grants, Aids & Contributions	7,042	20,000	4,714	-76.4%	-15,286
Extraordinary Lapse	0	-783	0	-100.0%	783
TOTAL EXPENDITURES	1,118,379	1,162,067	1,370,373	17.9%	208,306

AUTHORIZED POSITION CAP	FY 13 Budget	FY 14 Approved	Change
Authorized Positions	17	19	2
Part-Time Hours			

EXPENDITURES BY DIVISION	FY 12 Actual	FY 13 Budget	FY 14 Approved	Change From Prior Year	
				Percent	Dollar
MILITARY AFFAIRS, VET & DISABLED SVCS	1,118,379	1,162,067	1,370,373	17.9%	208,306
DEPARTMENT TOTAL	1,118,379	1,162,067	1,370,373	17.9%	208,306

**MILITARY AFFAIRS, VETERANS AND DISABLED SERVICES
GENERAL FUND - GSD**

BACKGROUND

The Military Affairs, Veterans and Disabled Services Department was formed through the FY 2012 city reorganization bill (2012-732-E). Previously, it was a division within the Recreation and Community Services Department. The Military Affairs, Veterans and Disabled Services Department focuses its efforts to advocate for our local military personnel and veterans and works closely with military, business, community, and elected leaders at the local, state, and national levels to deliver a compelling message that Jacksonville is the most military-friendly city in the United States. It is works with citizens with disabilities through the Americans with Disabilities Act (ADA) in providing information, training and event; it helps to ensure that all City services and programs are accessible to people with disabilities. Lastly, the department oversees and maintains the Jobs-For-Vets website, a recently launched initiative designed to connect job seeking Veterans to Veteran-Friendly employers in the Jacksonville region.

REVENUE

Miscellaneous Revenue

- The \$800 revenue is expected from the sale of software program that manages client appointments and information.

EXPENDITURES

Salaries

- The net increase of \$79,096 is due to the addition of two (2) positions.

Salary & Benefit Lapse

- The salary and benefit lapse from FY 13 has been removed.

Employer Provided Benefits

- The increase of \$73,931 is chiefly a result of the rises in pension contributions (\$62,809) and an increase in group hospitalization insurance (\$9,854).

Internal Service Charges

- The net increase of \$33,013 is primarily due the (cost of daily operation and maintenance of public buildings being moved into a new internal service fund as part of the FY14 budget which is now allocated to the various users to increase transparency and accountability; this cost is \$31,455 for Military Affairs, Veterans and Disabled Services.

Other Operating Expenses

- The net increase of \$2,402 is due to rises in travel expense (\$2,970), general liability insurance (\$1,158), and dues, subscriptions, and memberships (\$1,027). These are modestly reduced by the drops in food (\$2,750) and repairs and maintenance (\$1,464).

Grants, Aids and Contributions

- The \$15,286 reduction for other grants and aids is attributable to the reduced number of requests.

Extraordinary Lapse

- The extraordinary lapse from FY 13 has been removed.

AUTHORIZED POSITION CAP

The cap has increased by two (2) positions.

CITY OF JACKSONVILLE, FLORIDA

NEIGHBORHOODS

REVENUES AND EXPENDITURES	FY 12 Actual	FY 13 Budget	FY 14 Approved	Change From Prior Year	
				Percent	Dollar
REVENUE					
Charges for Services	1,360,199	1,176,874	1,325,281	12.6%	148,407
Fines and Forfeits	116,249	100,318	120,234	19.9%	19,916
Miscellaneous Revenue	1,951	1,184	1,912	61.5%	728
TOTAL REVENUE	1,478,400	1,278,376	1,447,427	13.2%	169,051
EXPENDITURES					
Salaries	7,753,196	7,006,304	6,908,136	-1.4%	-98,168
Employer Provided Benefits	2,877,609	2,880,706	3,127,952	8.6%	247,246
Internal Service Charges	2,592,517	2,424,215	3,103,915	28.0%	679,700
Other Operating Expenses	2,918,711	1,249,313	1,426,816	14.2%	177,503
Capital Outlay	0	42	20	-52.4%	-22
Extraordinary Lapse	0	-9,133	0	-100.0%	9,133
TOTAL EXPENDITURES	16,142,033	13,551,447	14,566,839	7.5%	1,015,392

AUTHORIZED POSITION CAP	FY 13 Budget	FY 14 Approved	Change
Authorized Positions	181	178	-3
Part-Time Hours	10,815	10,815	

EXPENDITURES BY DIVISION	FY 12 Actual	FY 13 Budget	FY 14 Approved	Change From Prior Year	
				Percent	Dollar
ANIMAL CARE & PROTECTIVE SERVICES	3,262,124	3,016,452	3,339,623	10.7%	323,171
ENVIRONMENTAL QUALITY	3,100,928	2,606,900	2,811,144	7.8%	204,244
HOUSING & COMMUNITY DEVELOPMENT	267,103	159,385	132,290	-17.0%	-27,095
MOSQUITO CONTROL	1,753,333	1,807,710	1,776,987	-1.7%	-30,723
MUNICIPAL CODE COMPLIANCE	6,676,714	4,934,115	5,434,704	10.1%	500,589
OFFICE OF DIRECTOR	1,081,832	1,026,885	1,072,091	4.4%	45,206
DEPARTMENT TOTAL	16,142,033	13,551,447	14,566,839	7.5%	1,015,392

NEIGHBORHOODS GENERAL FUND - GSD

BACKGROUND

The Neighborhoods department contains the Environmental Quality, Municipal Code Compliance, Mosquito Control, Animal Care & Protective Services, Office of the Director and Housing and Community Development division. In addition, the department conducts Clean it Up Green it Up, Keep America Beautiful, Sustainability, Ash Site Clean Up/Project New Ground Activities and Adult Arcade Inspection. The Mayor's recommended budget for FY 13 for the Neighborhoods department will support the agency in completing a range of regulatory functions that will ensure the improvement in the health of the St. Johns River, maintain healthy air quality levels, improve sustainability practices and reduce environmental and safety hazards that impact the citizens of Duval County.

REVENUE

Charges for Services

- The net increase of \$148,407 is primarily due to increases of \$80,000 in animal licenses and permits and \$79,698 in water/air annual maintenance fees revenue. These were somewhat offset by a decrease of \$17,091 in water conservation well permits revenues.

Fines and Forfeits

- The increase of \$19,916 is due to an increase in civil fines and penalties in animal care and protective services.

Miscellaneous Revenue

- The increase of \$728 is due to an increase in miscellaneous sales and charges.

EXPENDITURES

Salaries

- The decrease of \$98,168 is due to reductions of three (3) full time positions within the department.

Employer Provided Benefits

- The net increase of \$247,246 is primarily due to an increase of \$295,728 in GEPP pension contributions as well as group hospitalization insurance. This was slightly offset by a decrease of \$128,032 in workers' compensation insurance.

Internal Service Charges

- The net increase of \$679,700 is being driven by the addition of new building cost allocation(s) totaling \$908,171. The cost of daily operation and maintenance of public buildings was moved into a new internal service fund as part of the FY14 budget and is now allocated to the various users to increase transparency and accountability. This increase is offset to reductions in fleet (\$107,647), OCG legal (\$107,490), and ITD (\$59,317).

Other Operating Expenses

- The net increase of \$177,503 is driven by increases of contractual services (\$477,986) and feed for animals (\$124,000). These are somewhat offset by decreases in contractual services for journey (\$324,091) and various insurances (\$64,279).

Extraordinary Lapse

- The extraordinary lapse from FY13 has been removed for FY14.

AUTHORIZED POSITION CAP

The employee cap was reduced by three (3) positions. Two (2) positions were reduced in environmental quality and one (1) position was in municipal code compliance.



CITY OF JACKSONVILLE, FLORIDA

OFFICE OF ECONOMIC DEVELOPMENT

REVENUES AND EXPENDITURES	FY 12 Actual	FY 13 Budget	FY 14 Approved	Change From Prior Year	
				Percent	Dollar
REVENUE					
Charges for Services	0	66,096	66,096	0.0%	0
Miscellaneous Revenue	0	34,300	1,000	-97.1%	-33,300
TOTAL REVENUE	0	100,396	67,096	-33.2%	-33,300
EXPENDITURES					
Salaries	0	1,757,202	1,664,888	-5.3%	-92,314
Employer Provided Benefits	0	505,374	592,056	17.2%	86,682
Internal Service Charges	0	536,599	369,828	-31.1%	-166,771
Other Operating Expenses	0	1,022,919	664,325	-35.1%	-358,594
Capital Outlay	0	8	5	-37.5%	-3
Grants, Aids & Contributions	0	183,815	105,941	-42.4%	-77,874
Extraordinary Lapse	0	-118,168	0	-100.0%	118,168
Banking Fund Debt Repayments	0	204,496	0	-100.0%	-204,496
TOTAL EXPENDITURES	0	4,092,245	3,397,043	-17.0%	-695,202

AUTHORIZED POSITION CAP	FY 13 Budget	FY 14 Approved	Change
Authorized Positions	22	25	3
Part-Time Hours	1,300	2,600	1,300

EXPENDITURES BY DIVISION	FY 12 Actual	FY 13 Budget	FY 14 Approved	Change From Prior Year	
				Percent	Dollar
OFFICE OF ECONOMIC DEVELOPMENT	0	4,092,245	3,397,043	-17.0%	-695,202
DEPARTMENT TOTAL	0	4,092,245	3,397,043	-17.0%	-695,202

**OFFICE OF ECONOMIC DEVELOPMENT
GENERAL FUND - GSD**

BACKGROUND

The Office of Economic Development (OED) serves as the economic development agency for the City of Jacksonville, implementing policies that result in sustainable job growth, raising personal incomes and creating broader tax base for the community. The office also oversees the administration of local and state incentives, the redevelopment of Cecil Commerce Center, Film and Television initiatives and Sports and Entertainment programs including administration of the SMG Contract.

The General Fund portion of the department is comprised of the Office of the Director, the Jacksonville Small and Emerging Business Office (JSEB) and the Office of Sports and Entertainment.

REVENUE

Charges for Services

- This amount represents revenue from Jacksonville Electric Authority's Small and Emerging business certification and mentoring services provided by the city's JSEB Office. There is no change in FY 14.

Miscellaneous Revenue

- The net decrease of \$33,300 is mainly due to the transfer of rental of city facilities (\$30,000) and Downtown Development Review Board revenue (\$2,500) to the Downtown Investment Authority.

EXPENDITURES

Salaries

- The net decrease of \$92,314 is primarily due to a decrease of \$123,986 in permanent and probationary salaries. This is slightly offset by an increase of \$30,000 in part time salaries.

Employer Provided Benefits

- The net increase of \$86,682 is primarily due to an increase of \$64,718 in pension costs and \$32,804 in group health insurance. These are slightly offset by a decrease of \$12,943 in workers' compensation insurance.

Internal Service Charges

- The net decrease of \$166,771 is mainly driven by a decrease of \$173,496 in legal charges, \$42,870 in IT system development charges and \$9,580 in helpdesk and desktop services. This was slightly offset by the addition of a new building cost allocation totaling \$57,287. The cost of daily operation and maintenance of public buildings was moved into a new internal service fund as part of the FY14 budget and is now allocated to various users to increase transparency and accountability.

Other Operating Expenses

- The net decrease of \$358,594 is mainly attributed to a reduction of \$407,473 in professional services and the elimination of in house engineering services (\$55,000). These are offset by increases of \$91,100 in event contribution and \$36,969 in travel expenses.

CITY OF JACKSONVILLE, FLORIDA

Grants, Aids & Contributions

- The net decrease of \$77,874 is due to the transfer of funding for the Bob Hayes Track Meet to the Office of Special Events' subfund. This is slightly offset by an increase of \$7,000 to support the department's small and emerging business programs in.

Extraordinary Lapse

- The extraordinary lapse was eliminated for FY14.

Banking Fund Debt Repayment

- The table below compares the FY 13 and FY 14 banking fund debt repayment by project:

	200,000	4,496	0	0	
	FY13 Budget		FY14 Approved		-204,496
Project Title	Principal	Interest	Principal	Interest	Change
Laura Street Trio Pension Contribution	200,000	4,496	0	0	-204,496

AUTHORIZED POSITION CAP

The authorized employee cap has increased by three for FY 14.



CITY OF JACKSONVILLE, FLORIDA

OFFICE OF ETHICS, COMPLIANCE&OVERSIGHT

REVENUES AND EXPENDITURES	FY 12 Actual	FY 13 Budget	FY 14 Approved	Change From Prior Year	
				Percent	Dollar
EXPENDITURES					
Salaries	75,459	75,000	140,000	86.7%	65,000
Employer Provided Benefits	1,226	1,094	8,341	662.4%	7,247
Internal Service Charges	35,831	43,484	23,739	-45.4%	-19,745
Other Operating Expenses	1,613	2,375	1,293	-45.6%	-1,082
Capital Outlay	0	1	1	0.0%	0
Extraordinary Lapse	0	-82	0	-100.0%	82
TOTAL EXPENDITURES	114,129	121,872	173,374	42.3%	51,502

AUTHORIZED POSITION CAP	FY 13 Budget	FY 14 Approved	Change
Authorized Positions		1	1
Part-Time Hours	2,080	2,080	

EXPENDITURES BY DIVISION	FY 12 Actual	FY 13 Budget	FY 14 Approved	Change From Prior Year	
				Percent	Dollar
OFFICE OF ETHICS- COMPLIANCE & OVERSIGHT	114,129	121,872	173,374	42.3%	51,502
DEPARTMENT TOTAL	114,129	121,872	173,374	42.3%	51,502

**OFFICE OF ETHICS, COMPLIANCE AND OVERSIGHT
GENERAL FUND - GSD**

BACKGROUND

This fund accounts for the Office of Ethics Compliance and Oversight which addresses citywide ethics, compliance, and oversight issues.

REVENUE

There are no revenues for this department.

EXPENDITURES

Salaries

- The rise in salaries (\$65,000) is for the addition of one full-time employee to assist the director who is part-time.

Employer Provided Benefits

- The increase of \$7,247 is due to the implementation of group hospitalization and life insurances (\$6,239 and \$70, respectively) and the increase in Medicare tax (\$938) for the ethics office is the result of the addition of one full-time employee.

Internal Service Charges:

- The reduction of \$19,745 predominantly results from OGC legal charges (\$20,126). This is slightly offset by the cost of daily operation and maintenance of public buildings being moved into a new internal service fund as part of the FY14 budget which is now allocated to the various users to increase transparency and accountability, this cost is \$692 for the Office of Ethics, Compliance, and Oversight.

Other Operating Expenses

- The decrease of \$1,082 is mainly the drop in travel expense (\$500) and dues, subscriptions, and memberships (\$475).

Extraordinary Lapse

- The extraordinary lapse for FY 13 has been removed.

AUTHORIZED POSITION CAP

The cap has increased to one (1) full time employee in this activity.

CITY OF JACKSONVILLE, FLORIDA

OFFICE OF GENERAL COUNSEL

REVENUES AND EXPENDITURES	FY 12 Actual	FY 13 Budget	FY 14 Approved	Change From Prior Year	
				Percent	Dollar
EXPENDITURES					
Salaries	47,996	47,833	47,833	0.0%	0
Employer Provided Benefits	21,655	23,156	27,484	18.7%	4,328
Internal Service Charges	7,965	6,384	7,951	24.5%	1,567
Other Operating Expenses	456,581	149,268	122,487	-17.9%	-26,781
Capital Outlay	0	4	1	-75.0%	-3
Extraordinary Lapse	0	-153	0	-100.0%	153
TOTAL EXPENDITURES	534,197	226,492	205,756	-9.2%	-20,736

AUTHORIZED POSITION CAP	FY 13 Budget	FY 14 Approved	Change
Authorized Positions	1	1	
Part-Time Hours			

EXPENDITURES BY DIVISION	FY 12 Actual	FY 13 Budget	FY 14 Approved	Change From Prior Year	
				Percent	Dollar
DUVAL LEGISLATIVE DELEGATION	78,196	79,242	85,775	8.2%	6,533
ETHICS OFFICE	359	0	0		0
OFFICE OF GENERAL COUNSEL	455,642	147,250	119,981	-18.5%	-27,269
DEPARTMENT TOTAL	534,197	226,492	205,756	-9.2%	-20,736

**OFFICE OF GENERAL COUNSEL
GENERAL FUND - GSD**

BACKGROUND

This fund accounts for the Duval Legislative Delegation and Judgments, Claims and Losses which provides resources to be used for the defense of the City against legal action.

EXPENDITURES

Employer Provided Benefits

- The net increase of \$4,328 is mainly attributable to a \$3,540 increase in pension costs.

Internal Service Charges

- The net increase of \$1,567 is mainly due to the addition of a new building cost allocation totaling \$4,404. The cost of daily operation and maintenance of public buildings was moved into a new internal service fund as part of the FY14 budget and is now allocated to various users to increase transparency and accountability. This was offset by an increase of \$1,781 in copy center charges, \$422 in copier consolidation and \$402 in helpdesk and desktop services.

Other Operating Expenses

- The decrease of \$26,781 is primarily due to a reduction of \$27,269 in miscellaneous non-departmental expenditures for judgments, claims and losses.

Extraordinary Lapse

- There is no extraordinary lapse proposed in FY 14.

AUTHORIZED POSITION CAP

There are no changes to the employee cap.

CITY OF JACKSONVILLE, FLORIDA

OFFICE OF THE SHERIFF

REVENUES AND EXPENDITURES	FY 12 Actual	FY 13 Budget	FY 14 Approved	Change From Prior Year	
				Percent	Dollar
REVENUE					
Charges for Services	4,875,748	5,271,982	4,906,883	-6.9%	-365,099
Revenue From City Agencies - Allocations	1,978,588	1,850,205	1,720,109	-7.0%	-130,096
Fines and Forfeits	1,237,446	1,164,239	1,019,390	-12.4%	-144,849
Miscellaneous Revenue	616,729	665,333	565,894	-14.9%	-99,439
Other Sources	1,104,170	0	0		0
TOTAL REVENUE	9,812,681	8,951,759	8,212,276	-8.3%	-739,483

EXPENDITURES

Salaries	186,793,064	192,757,833	192,795,831	0.0%	37,998
Salary & Benefit Lapse	0	-1,126,867	-2,993,289	165.6%	-1,866,422
Employer Provided Benefits	90,849,218	121,440,992	143,390,775	18.1%	21,949,783
Internal Service Charges	25,107,650	23,464,483	26,144,354	11.4%	2,679,871
Other Operating Expenses	25,178,807	28,921,071	29,439,510	1.8%	518,439
Capital Outlay	1,524,754	1	5	400.0%	4
Extraordinary Lapse	0	-247,172	0	-100.0%	247,172
Banking Fund Debt Repayments	1,790,916	1,557,699	457,584	-70.6%	-1,100,115
TOTAL EXPENDITURES	331,244,408	366,768,040	389,234,770	6.1%	22,466,730

AUTHORIZED POSITION CAP

	FY 13 Budget	FY 14 Approved	Change
Authorized Positions	3,044	3,039	-5
Part-Time Hours	672,047	672,047	

EXPENDITURES BY DIVISION

EXPENDITURES BY DIVISION	FY 12 Actual	FY 13 Budget	FY 14 Approved	Change From Prior Year	
				Percent	Dollar
CORRECTIONS	78,785,462	83,258,572	89,542,088	7.5%	6,283,516
INVESTIGATION&HOMELAND SECURITY	50,800,645	58,229,730	60,391,866	3.7%	2,162,136
PATROL & ENFORCEMENT	143,007,807	162,306,194	174,517,329	7.5%	12,211,135
PERSONNEL & PROF. STANDARD	8,791,069	9,528,742	11,089,058	16.4%	1,560,316
POLICE SERVICES	42,337,741	47,160,784	47,314,320	0.3%	153,536
SHERIFF-ADMINISTRATION	7,521,685	6,284,018	6,380,109	1.5%	96,091
DEPARTMENT TOTAL	331,244,408	366,768,040	389,234,770	6.1%	22,466,730

**OFFICE OF THE SHERIFF
GENERAL FUND - GSD**

BACKGROUND

The Jacksonville Sheriff's Office mission is to protect the lives and property of the citizens of this community, to preserve the peace, and to prevent crime and disorder while constantly guarding personal liberties as prescribed by law.

REVENUE

Charges for Services

- The \$365,099 decrease is primarily due to the decreases of \$109,500 in home detention fee, \$105,177 in prisoner's board – work furlough, \$63,749 in off duty reimbursement, \$53,208 in interfund services charges, and \$34,000 in SMG overtime reimbursement.

Revenue from City Agencies – Allocations

- The decrease of \$130,096 is due to the reduction in interfund service charges. This is the reimbursement of call taker salaries from the 911 Emergency User Fee (SF 171).

Fines and Forfeits

- The decrease of \$144,849 is mainly due to the decreases of \$87,149 in criminal justice education fines and \$53,700 in Sheriff's fines and estreatures.

Miscellaneous Revenue

- The decrease of \$99,439 is primarily due to the decreases of \$38,466 in miscellaneous sales and charges, \$37,129 in overtime reimbursement charges, and \$24,500 in instructor's fees/FJC.

EXPENDITURES

Salary & Benefits Lapse

- This reflects an estimated salary and benefit lapse based on the average turnover ratio and the estimated number of vacancies in FY 14.

Employee Provided Benefits

- The increase of \$21,949,783 is primarily due to the increases of \$14,159,073 in police and fire pension contribution, \$3,489,894 in workers' comp-heart hypertension, \$3,249,232 in correction officer pension contribution, \$1,573,243 in general employees' pension contribution, and \$864,905 in group hospitalization insurance. These increases were offset somewhat by a decrease of \$1,310,929 in workers' compensation insurance.

Internal Services Charges

- The increase of \$2,679,871 is primarily due to the increases of \$1,671,988 in utilities allocation – public works, \$1,658,455 in building cost allocation – pretrial detention center, \$373,858 in building maintenance – citywide, \$303,745 in building cost allocation, and \$108,972 in ITD charges. These increases were somewhat offset by a decrease of \$1,421,666 in fleet management allocations.

Other Operating Expenses

- The increase of \$518,439 is primarily due to the increases of \$312,781 in employee training, \$303,009 in miscellaneous services and charges, \$200,746 in hardware/software maintenance and licenses, \$188,612 in general liability insurance, \$180,000 in other rent, and \$117,532 in security/guard service.

CITY OF JACKSONVILLE, FLORIDA

Extraordinary Lapse

- The extraordinary lapse that was approved by the City Council Finance Committee in FY 13 was removed in FY 14.

Banking Fund Debt Repayment

- The table below compares the FY 13 and FY 14 banking fund debt repayment by project:

Project Title	1,479,449 78,250		435,508 22,076		-1,100,115
	FY13 Budget		FY14 Approved		
	Principal	Interest	Principal	Interest	Change
CAD replacement (ord 2009-54-E)	41,028	8,411	41,028	6,456	-1,955
Circuit Upgrade	86,804	1,651			-88,455
Data Communication Equipment	16,457	314			-16,771
FY07 Replacement PC/laptops	106,066	2,385			-108,451
FY10 Replacement Laptops (600)	331,912	7,462			-339,374
FY10 Replacement Servers (30)	83,338	2,284	10,875	56	-74,691
FY10 Telecom Equipment Refresh	76,398	1,718			-78,116
FY11 Replacement Laptop	249,312	30,397	249,311	8,990	-21,408
FY11 Servers and Network Equipment	65,982	7,817	65,646	2,590	-5,563
FY11 Telecom Equipment Refresh	61,320	7,542	61,320	3,923	-3,619
Laptops for Police Cruisers	109,491	2,462			-111,953
Laptops for Police Cruisers (FY09 FTEs)	21,521	484			-22,005
Laptops for Police Cruisers (FY10 FTEs)	39,327	927	827	27	-39,400
Livescan Equipment Upgrade	106,809	2,591	6,501	34	-102,865
SAN Storage Chassis	15,934	304			-16,238
Technology improvements	67,750	1,501			-69,251

AUTHORIZED POSITION CAP

Two FY 13 redlined positions were eliminated, thirteen positions were eliminated and ten positions were transferred in from subfund 019 for FY 14.



CITY OF JACKSONVILLE, FLORIDA

PARKS AND RECREATION

REVENUES AND EXPENDITURES	FY 12 Actual	FY 13 Budget	FY 14 Approved	Change From Prior Year	
				Percent	Dollar
REVENUE					
Charges for Services	568,714	576,500	303,000	-47.4%	-273,500
Miscellaneous Revenue	292,099	306,800	267,300	-12.9%	-39,500
TOTAL REVENUE	860,813	883,300	570,300	-35.4%	-313,000
EXPENDITURES					
Salaries	4,470,451	9,590,444	8,971,304	-6.5%	-619,140
Employer Provided Benefits	1,243,724	3,592,896	3,666,624	2.1%	73,728
Internal Service Charges	1,354,761	784,918	6,710,489	754.9%	5,925,571
Other Operating Expenses	1,892,233	6,082,258	6,569,877	8.0%	487,619
Capital Outlay	221,911	22	109	395.5%	87
Extraordinary Lapse	0	-13,503	0	-100.0%	13,503
TOTAL EXPENDITURES	9,183,080	20,037,035	25,918,403	29.4%	5,881,368

AUTHORIZED POSITION CAP	FY 13 Budget	FY 14 Approved	Change
Authorized Positions	237	207	-30
Part-Time Hours	202,350	213,260	10,910

EXPENDITURES BY DIVISION	FY 12 Actual	FY 13 Budget	FY 14 Approved	Change From Prior Year	
				Percent	Dollar
OFFICE OF DIRECTOR	2,144,227	2,983,464	2,675,673	-10.3%	-307,791
REC & COMMUNITY PROGRAMMING	5,757,642	15,861,737	22,012,003	38.8%	6,150,266
WATERFRONT MGMT & PROGRAMMING	1,281,211	1,191,834	1,230,727	3.3%	38,893
DEPARTMENT TOTAL	9,183,080	20,037,035	25,918,403	29.4%	5,881,368

**PARKS AND RECREATION
GENERAL FUND - GSD**

BACKGROUND

The Department of Parks and Recreation is comprised of three divisions. The divisions are Office of the Director, Recreation and Community Programming and Waterfront Management. The Department also oversees the Park Maintenance activities of the city. The Parks and Recreation Department is dedicated to ensuring high quality programs and facilities that will fuel public-private partnerships, champion cultural diversity, inspire well-being, encourage environmental participation, education and protection and create a sense of community for residents in Duval County. It is also responsible for city parks, preserves, entertainment venues, pools, marinas, waterfront facilities, and programs administered through partnerships, liaisons and city staff.

REVENUE

Charges for Services

- The net decrease of \$273,500 is primarily due to decreases of \$120,000 in ticket sales, \$118,000 in summer camps, \$27,000 in organized event charges and \$9,000 in entrance fees. Some of this revenue has been transferred to the new Ritz Theater Subfund under the Office of Economic Development.

Miscellaneous Revenue

- The net decrease of \$39,500 is attributed to decreases of \$14,000 in rental of city facilities, \$12,500 in technical support and \$8,000 in miscellaneous services and charges.

EXPENDITURES

Salaries

- The net decrease of \$619,140 is primarily due to the elimination of 30 positions for FY 14. This resulted in a decrease of \$798,159 in permanent salary dollars. This was somewhat offset by an increase of \$168,580 in salaries part time.

Employer Provided Benefits

- The net increase of \$73,728 is primarily due to an increase of \$291,642 in pension costs. This was mostly offset by a decrease of \$127,819 in workers' compensation and \$79,376 in hospitalization costs.

Internal Service Charges

- The net increase of \$5,925,571 is primarily due to the addition of a new building cost allocation totaling \$5,313,905. The cost of daily operation and maintenance of public buildings was moved into a new internal service fund as part of the FY14 budget and is now allocated to various users to increase transparency and accountability. Additionally, there were increases of \$385,193 for fleet parts, oil and gas, \$218,802 in fleet vehicle rental costs, costs, \$189,287 in fleet repairs and \$111,943 in legal expenses.

Other Operating Expenses

- The increase of \$487,619 is primarily due to increases of \$467,208 in contractual services and \$68,626 in miscellaneous services and charges. These were slightly offset by a decrease of \$60,055 in professional services.

Extraordinary Lapse

- The extraordinary lapse was eliminated for FY14.

AUTHORIZED POSITION CAP

Thirty (30) positions were eliminated for FY 14.

CITY OF JACKSONVILLE, FLORIDA

PLANNING AND DEVELOPMENT

REVENUES AND EXPENDITURES	FY 12 Actual	FY 13 Budget	FY 14 Approved	Change From Prior Year	
				Percent	Dollar
REVENUE					
Charges for Services	817,711	1,224,510	1,137,263	-7.1%	-87,247
Fines and Forfeits	250	500	250	-50.0%	-250
Miscellaneous Revenue	118,905	227,535	154,535	-32.1%	-73,000
TOTAL REVENUE	936,866	1,452,545	1,292,048	-11.0%	-160,497
EXPENDITURES					
Salaries	3,300,245	3,045,540	2,938,828	-3.5%	-106,712
Employer Provided Benefits	1,162,188	1,158,171	1,314,871	13.5%	156,700
Internal Service Charges	872,016	667,522	950,133	42.3%	282,611
Other Operating Expenses	448,983	480,268	578,469	20.4%	98,201
Capital Outlay	0	13	6	-53.8%	-7
Supervision Allocation	0	0	-85,349		-85,349
Extraordinary Lapse	0	-3,577	0	-100.0%	3,577
TOTAL EXPENDITURES	5,783,432	5,347,937	5,696,958	6.5%	349,021
AUTHORIZED POSITION CAP					
		FY 13 Budget	FY 14 Approved	Change	
Authorized Positions		60	55	-5	
Part-Time Hours		5,257	5,257		
EXPENDITURES BY DIVISION					
	FY 12 Actual	FY 13 Budget	FY 14 Approved	Change From Prior Year	
				Percent	Dollar
COMMUNITY PLANNING	1,936,505	1,761,881	1,621,909	-7.9%	-139,972
CURRENT PLANNING	1,160,016	1,074,629	1,024,903	-4.6%	-49,726
DEVELOPMENT SERVICES	2,126,794	1,925,970	2,058,750	6.9%	132,780
OFFICE OF THE DIRECTOR	560,117	585,457	991,396	69.3%	405,939
DEPARTMENT TOTAL	5,783,432	5,347,937	5,696,958	6.5%	349,021

**PLANNING AND DEVELOPMENT
GENERAL FUND - GSD**

BACKGROUND

The Planning and Development Department manages existing and future development within the City of Jacksonville. Matters pertaining to zoning, the comprehensive plan, concurrency, land use, various trades inspections and building codes fall within the purview of this department.

The general fund portion of the Planning and Development Department consists of the Office of the Director, Community Planning Division, Current Planning Division, and Development Services Division.

REVENUE

Charges for Services

- The net decrease of (\$87,247) is primarily due to decreases of (\$102,211) in zoning and rezoning fees and (\$63,511) comprehensive/amendment fee. These were offset by an increase of \$66,215 in subdiv regulation - plat fees.

Fines and Forfeits

- The decrease of (\$250) is attributable to reduced civil fines and forfeits revenues.

Miscellaneous Revenue

- Revenue from Right of Way permits is expected to decrease by (\$73,000) as a result of a more accurate calculation of current activity.

EXPENDITURES

Salaries

- The net decrease of (\$106,712) is due to the transfer of two (2) positions to subfund 159.

Employer Provided Benefits

- The net increase of \$156,700 is primarily due to increases of \$159,498 in GEPP pension contribution. This was offset by a decrease of (\$2,188) in Medicare tax costs.

Internal Service Charges

- The net increase of \$282,611 is primarily due to an increase of \$290,910 in building cost allocation – Ed Ball an offset reduction of (\$7,302) in data center svc – allocation. The cost of daily operation and maintenance of public buildings was moved into a new internal fund as part of the FY14 budget and is now allocated to the various users to increase transparency and accountability.

Other Operating Expenses

- The net increase of \$98,201 is primarily due to the decreases of (\$90,000) in contractual services and an increase of \$200,000 in professional services to conduct a CRA for Mayport.

Supervision Allocation

- The net decrease of \$85,349 is due to account for four (4) individuals who perform a percentage of their work in subfunds 112 and 159.

AUTHORIZED POSITION CAP

The net decrease of five (5) positions is due to the transfer of two (2) positions to subfund 159, two (2) positions to subfund 112, and the addition of one (1) Bicycle/Pedestrian Coordinator. Two (2) positions were eliminated as part of the budget process.

CITY OF JACKSONVILLE, FLORIDA

PUBLIC DEFENDER

REVENUES AND EXPENDITURES	FY 12 Actual	FY 13 Budget	FY 14 Approved	Change From Prior Year	
				Percent	Dollar
EXPENDITURES					
Internal Service Charges	153,673	170,009	318,127	87.1%	148,118
Other Operating Expenses	1,155,292	1,299,595	1,393,233	7.2%	93,638
Capital Outlay	0	1	1	0.0%	0
Extraordinary Lapse	0	-990	0	-100.0%	990
TOTAL EXPENDITURES	1,308,965	1,468,615	1,711,361	16.5%	242,746

AUTHORIZED POSITION CAP	FY 13 Budget	FY 14 Approved	Change
Authorized Positions			
Part-Time Hours			

EXPENDITURES BY DIVISION	FY 12 Actual	FY 13 Budget	FY 14 Approved	Change From Prior Year	
				Percent	Dollar
PUBLIC DEFENDER	1,308,965	1,468,615	1,711,361	16.5%	242,746
DEPARTMENT TOTAL	1,308,965	1,468,615	1,711,361	16.5%	242,746

**PUBLIC DEFENDER
GENERAL FUND - GSD**

BACKGROUND

The Public Defender Office is an agency of the State of Florida. Chapter 27.54 of the Florida Statutes requires that the Public Defender's office be provided with such office space, utilities, telephone, custodial, library, transportation, and communication services as may be necessary for the proper and efficient functioning of their offices.

EXPENDITURES

Internal Service Charges

- The net increase of \$148,118 is mainly attributable to increases of \$128,237 which is being driven by the addition of new building cost allocations. The cost of daily operation and maintenance of public buildings was moved into a new internal service fund as part of the FY 14 budget and is now allocated to the various users to increase transparency and accountability and \$38,453 in civil defense-guard service. This is offset somewhat with decreases of \$10,766 copier consolidation, \$5,575 in offsite storage and \$2,178 in mailroom charge.

Other Operating Expenses

- The net increase of \$93,638 is mainly attributable to increases of \$95,201 in rentals (land and buildings) for the Godbold Building. This is offset somewhat with a decrease of \$1,563 in miscellaneous insurance.

Extraordinary Lapse

- The extraordinary lapse for FY 13 has been removed.

AUTHORIZED POSITION CAP

There are no City funded positions.

CITY OF JACKSONVILLE, FLORIDA

PUBLIC HEALTH

REVENUES AND EXPENDITURES	FY 12 Actual	FY 13 Budget	FY 14 Approved	Change From Prior Year	
				Percent	Dollar
EXPENDITURES					
Internal Service Charges	255,720	124,137	499,283	302.2%	375,146
Other Operating Expenses	62,713	57,365	56,020	-2.3%	-1,345
Grants, Aids & Contributions	607,915	796,963	795,878	-0.1%	-1,085
Extraordinary Lapse	0	-817	0	-100.0%	817
TOTAL EXPENDITURES	926,348	977,648	1,351,181	38.2%	373,533

AUTHORIZED POSITION CAP	FY 13 Budget	FY 14 Approved	Change
Authorized Positions			
Part-Time Hours			

EXPENDITURES BY DIVISION	FY 12 Actual	FY 13 Budget	FY 14 Approved	Change From Prior Year	
				Percent	Dollar
PUBLIC HEALTH UNIT	926,348	977,648	1,351,181	38.2%	373,533
DEPARTMENT TOTAL	926,348	977,648	1,351,181	38.2%	373,533

**PUBLIC HEALTH
GENERAL FUND - GSD**

BACKGROUND

The Duval County Health Department is a partnership between the State of Florida and the City of Jacksonville. The funding for the Duval County Health Department comes from the State of Florida, the City of Jacksonville, and from county fees for vital statistics, communicable disease, primary care and environmental health.

EXPENDITURES

Internal Service Charges

- The net increase is being driven by the addition of new building cost allocations totaling \$384,492. The cost of daily operation and maintenance of public buildings was moved into a new internal service fund as part of the FY14 budget and is now allocated to the various users to increase transparency and accountability.

Grants, Aids and Contributions

- The funding in this area is for the City match portion of Public Health Department grants. The table below provides additional detail by grant:

	1,689,762	795,878	2,485,640
Grant	Grant Funding	City Match	Total Award
LIP-NE Florida Metabolic Syndrome Institute	1,107,600	392,400	1,500,000
Agape Community Health Center General Grant	114,915	80,952	195,867
Emergency Room Alternatives Program	410,690	289,310	700,000
Health Kids, Healthy Communities	56,557	33,216	89,773

Extraordinary Lapse

- The extraordinary lapse added to the FY12-13 budget by Council has been removed.

AUTHORIZED POSITION CAP

There are no positions in this Department.

CITY OF JACKSONVILLE, FLORIDA

PUBLIC LIBRARIES

REVENUES AND EXPENDITURES	FY 12 Actual	FY 13 Budget	FY 14 Approved	Change From Prior Year	
				Percent	Dollar
REVENUE					
Charges for Services	1,170,707	1,189,845	1,036,800	-12.9%	-153,045
Miscellaneous Revenue	16,598	3,600	3,600	0.0%	0
TOTAL REVENUE	1,187,305	1,193,445	1,040,400	-12.8%	-153,045
EXPENDITURES					
Salaries	12,793,542	11,601,244	11,820,045	1.9%	218,801
Employer Provided Benefits	4,219,779	4,116,694	4,962,463	20.5%	845,769
Internal Service Charges	5,127,560	3,557,643	5,966,370	67.7%	2,408,727
Other Operating Expenses	3,445,566	3,001,053	3,009,946	0.3%	8,893
Library Materials	3,116,842	3,108,219	2,934,849	-5.6%	-173,370
Capital Outlay	0	7	4	-42.9%	-3
Indirect Cost	8,624,606	8,955,118	4,913,973	-45.1%	-4,041,145
Extraordinary Lapse	0	-23,127	0	-100.0%	23,127
TOTAL EXPENDITURES	37,327,894	34,316,851	33,607,650	-2.1%	-709,201

AUTHORIZED POSITION CAP	FY 13 Budget	FY 14 Approved	Change
Authorized Positions	282	282	0
Part-Time Hours	195,899	195,899	

EXPENDITURES BY DIVISION	FY 12 Actual	FY 13 Budget	FY 14 Approved	Change From Prior Year	
				Percent	Dollar
JACKSONVILLE PUBLIC LIBRARIES	37,327,894	34,316,851	33,607,650	-2.1%	-709,201
DEPARTMENT TOTAL	37,327,894	34,316,851	33,607,650	-2.1%	-709,201

**PUBLIC LIBRARIES
GENERAL FUND - GSD**

BACKGROUND

The Jacksonville Public Library system consists of a main library and twenty regional, community and neighborhood branch libraries. The system services the needs of Duval County as well as neighboring areas, Baker, Clay, Nassau, and St. Johns Counties.

REVENUE

Charges for Services

- The decrease of \$153,045 is due to decreases of \$125,000 in public library fee revenues, \$24,845 in library fees – internet printing revenues, and \$3,200 in public library fees - refunds.

EXPENDITURES

Salaries

- The increase of \$218,801 is primarily due to the filling of vacant positions at advanced rates above budgeted amount.

Employer Provided Benefits

- The increase of \$845,769 is mainly due to the increase of \$733,568 in general employees' pension contribution and \$134,547 in group hospitalization insurance. These increases were somewhat offset by a decrease of \$30,600 in workers' compensation insurance.

Internal Service Charges

- The increase of \$2,408,727 is primarily due to an increase of \$2,395,190 in utilities allocation – public works, \$505,344 in building maintenance – citywide, \$46,224 in guard service and ADT – allocation and \$32,670 in copy center – allocation. These increases were offset by decreases of \$441,456 in net ITD charges and \$75,587 in telecommunication – allocation.

Library Materials

- This line item decreased by \$173,370 for FY 14.

Indirect Costs

- The decrease of \$4,041,145 is due to the indirect cost study by MAXIMUS Consulting Services, Inc.

Extraordinary Lapse

- The extraordinary lapse that was approved by the City Council Finance Committee in FY 13 was removed for FY 14.

AUTHORIZED POSITION CAP

No changes in cap for FY 14.

CITY OF JACKSONVILLE, FLORIDA

PUBLIC WORKS

REVENUES AND EXPENDITURES	FY 12 Actual	FY 13 Budget	FY 14 Approved	Change From Prior Year	
				Percent	Dollar
REVENUE					
Intergovernmental Revenue	306,608	408,812	127,943	-68.7%	-280,869
Charges for Services	86,250	91,344	67,800	-25.8%	-23,544
Revenue From City Agencies - Allocations	6,104,803	3,294,817	10,000	-99.7%	-3,284,817
Miscellaneous Revenue	3,198,318	3,383,881	2,985,968	-11.8%	-397,913
TOTAL REVENUE	9,695,980	7,178,854	3,191,711	-55.5%	-3,987,143
EXPENDITURES					
Salaries	17,040,449	8,397,593	8,335,740	-0.7%	-61,853
Employer Provided Benefits	6,994,242	3,894,821	4,178,156	7.3%	283,335
Internal Service Charges	6,280,466	5,548,571	4,809,991	-13.3%	-738,580
Other Operating Expenses	45,296,903	39,972,190	18,479,611	-53.8%	-21,492,579
Capital Outlay	2,607,809	73,572	1	-100.0%	-73,571
Supervision Allocation	-683,502	-548,616	-379,080	-30.9%	169,536
Extraordinary Lapse	0	-38,406	0	-100.0%	38,406
TOTAL EXPENDITURES	77,536,368	57,299,725	35,424,419	-38.2%	-21,875,306
AUTHORIZED POSITION CAP					
		FY 13 Budget	FY 14 Approved	Change	
Authorized Positions		200	320	120	
Part-Time Hours		24,905	3,746	-21,159	
EXPENDITURES BY DIVISION					
	FY 12 Actual	FY 13 Budget	FY 14 Approved	Change From Prior Year	
				Percent	Dollar
ENGINEERING & CONSTRUCTION MGMT	3,464,053	2,051,301	2,128,190	3.7%	76,889
OFFICE OF THE DIRECTOR	1,674,919	1,504,386	2,009,812	33.6%	505,426
PUBLIC BUILDINGS	35,750,406	29,233,166	2,678,722	-90.8%	-26,554,444
REAL ESTATE	963,372	542,501	661,680	22.0%	119,179
R-O-W AND GROUNDS MAINTENANCE	34,489,028	22,996,801	27,081,550	17.8%	4,084,749
SOLID WASTE	1,194,591	971,570	864,465	-11.0%	-107,105
DEPARTMENT TOTAL	77,536,368	57,299,725	35,424,419	-38.2%	-21,875,306

**PUBLIC WORKS
GENERAL FUND - GSD**

BACKGROUND

The Public Works Department consists of the Office of the Director and five Divisions: Engineering and Construction Management, Public Buildings, Real Estate, Right of Way and Grounds Maintenance, and Solid Waste. The Engineering and Construction Management Division's primary responsibility is to plan and design public works projects. The Public Buildings Division provides security, custodial, maintenance, and repair services for all public buildings. The Real Estate Division manages the financial aspects of the City's real estate holdings in terms of acquisition, appraisals, disposals, inventories, and usage assessments. The Right of Way and Grounds Maintenance Division plan, builds, maintains streets, highways and drainage facilities and their landscapes. The Division also provides and maintains street lighting, traffic signals, traffic control devices, including railroad crossings, and landscaping at public buildings, streets, parks and other public sites. The general fund operations of the Solid Waste Division comprise the monitoring and collecting of litter and illegal dumping along streets and public right-of-ways.

REVENUE

Intergovernmental Revenue

- The budgeted amount reflects the agreement with the State of Florida Department of Transportation for mowing, litter removal, edging, and tree-trimming on public right-of-ways.

Charges for Services

- The decrease of \$23,544 is primarily due to decreases of \$16,624 in annual tower permit fees and \$6,420 in charges for sidewalk and curb repairs.

Revenue from City Agencies

- The decrease of \$3,284,817 is due to the movement of the Public Buildings allocations into a newly created internal service fund (SF 5A1).

Miscellaneous Revenue

- There is a net decrease of \$397,913 in miscellaneous revenue. This is due to a decrease of \$150,000 in overtime reimbursement charges and \$270,000 in tenant revenue. There are also decreases of \$79,715 in miscellaneous sales and charges and \$48,000 in the sale of recyclable products. These decreases were offset by increases of \$146,951 in reimbursement from FDOT and \$15,000 in loss deductible contribution.

EXPENDITURES

Salaries

- The decrease of \$61,853 is due to decreases in overtime salaries and leave rollback/sellback.

Employer Provided Benefits

- The increase of \$283,335 is primarily due to an increase of \$586,436 in GEPP pension contribution and \$162,215 in group hospitalization insurance. This amount is offset by a decrease of \$423,086 in workers' compensation insurance.

Internal Service Charges

- The net decrease of \$417,250 is primarily due to reduction of \$132,300 in OGC legal and \$369,777 in fleet charges. In addition, the copier consolidation charges dropped by \$11,429. These were slightly offset by an increase of \$101,064 in new building cost allocation(s).

CITY OF JACKSONVILLE, FLORIDA

Other Operating Expenses

- The net decrease of \$21,492,579 is due to the movement of Public Buildings division into a newly created internal service fund (SF 5A1). These movements included \$2,053,341 in security/guard service, \$12,534,818 in electricity (utility bills), \$3,227,735 in water utilities and treatment, \$2,903,627 in chilled water (A/C system).

Capital Outlay

- The decrease of \$73,571 is due to a reduction of \$73,535 in other construction cost.

Supervision Allocation

- There is an increase of \$169,536 in allocation for FY 14.

Extraordinary Lapse

- An extraordinary lapse amount was placed in all Departments within the General Fund – GSD by the City Council Finance Committee.

AUTHORIZED POSITION CAP

A net increase of (120) positions is reflected in the FY14 budget.



CITY OF JACKSONVILLE, FLORIDA

SPECIAL SERVICES

REVENUES AND EXPENDITURES	FY 12 Actual	FY 13 Budget	FY 14 Approved	Change From Prior Year	
				Percent	Dollar
REVENUE					
Miscellaneous Revenue	277,067	278,754	228,754	-17.9%	-50,000
TOTAL REVENUE	277,067	278,754	228,754	-17.9%	-50,000
EXPENDITURES					
Salaries	2,821,334	2,376,223	2,037,376	-14.3%	-338,847
Employer Provided Benefits	870,655	828,152	858,426	3.7%	30,274
Internal Service Charges	749,489	690,724	966,336	39.9%	275,612
Other Operating Expenses	8,880,430	8,260,320	8,126,556	-1.6%	-133,764
Capital Outlay	6,169	19	11	-42.1%	-8
Grants, Aids & Contributions	0	2,911,303	2,971,303	2.1%	60,000
Extraordinary Lapse	0	-53,366	0	-100.0%	53,366
TOTAL EXPENDITURES	13,328,076	15,013,375	14,960,008	-0.4%	-53,367

AUTHORIZED POSITION CAP	FY 13 Budget	FY 14 Approved	Change
Authorized Positions	51	47	-4
Part-Time Hours	23,427	23,427	

EXPENDITURES BY DIVISION	FY 12 Actual	FY 13 Budget	FY 14 Approved	Change From Prior Year	
				Percent	Dollar
BEHAVIORAL & HUMAN SERVICES	10,274,453	9,731,083	9,608,619	-1.3%	-122,464
OFFICE OF DIRECTOR	966,521	399,706	69,936	-82.5%	-329,770
REC&COMMUNITY PROGRAMMING DIV	1,384	0	0		0
SENIOR SERVICES	2,085,719	4,882,586	5,281,453	8.2%	398,867
DEPARTMENT TOTAL	13,328,076	15,013,375	14,960,008	-0.4%	-53,367

**SPECIAL SERVICES
GENERAL FUND - GSD**

BACKGROUND

The Department of Special Services is comprised of three divisions. They are Behavioral and Human Services, Senior Services and the Office of the Director. Before the passage of the FY 12 city reorganization (2012-732-E), these divisions were a part of the Recreation and Community Services Department.

The Special Services Department is responsible for providing many human and social services to the City of Jacksonville, including but not limited to being responsible for programs and events targeted specifically toward seniors, programs for victims of crime, and overseeing an array of mandated substance abuse and mental health services. Additionally, the department is a liaison to the Medical Examiner, Public Health and the Jacksonville Children's Commission.

REVENUE

Miscellaneous Revenue

- The net decrease of \$50,000 is due to a reduction of welfare reimbursement.

EXPENDITURES

Salaries

- The net decrease of \$338,847 is primarily due to a decrease of \$345,056 in permanent and probationary salaries. This amount was offset by an increase of \$4,300 in special pay, \$3,250 in leave rollback/sellback and \$3,435 in pensionable special pay.

Employer Provided Benefits

- The increase of \$30,274 is mainly due to an increase of \$51,705 in pension contribution. This amount was offset by a decrease of \$22,501 in workers compensation insurance.

Internal Service Charges

- The net increase of \$275,612 is being driven by utilities cost allocations totaling \$309,434. This amount is offset by a decrease of \$33,202 in part time salaries.

Other Operating Expenses

- The decrease of \$133,764 is driven by reductions of \$122,987 in miscellaneous services, \$2,600 in general liability insurance, \$2,801 in repairs and maintenance, and \$1,646 in office supplies.

Grants, Aids and Contributions

- The increase of \$60,000 is primarily due to an increase for the local match for the Jacksonville Senior Services Programs.

Extraordinary Lapse

- The extraordinary lapse was eliminated for FY14.

AUTHORIZED POSITION CAP

Four (4) positions were eliminated.

CITY OF JACKSONVILLE, FLORIDA

STATE ATTORNEY

REVENUES AND EXPENDITURES	FY 12 Actual	FY 13 Budget	FY 14 Approved	Change From Prior Year	
				Percent	Dollar
EXPENDITURES					
Internal Service Charges	183,984	127,645	1,754,149	1274.2%	1,626,504
Other Operating Expenses	2,998	3,500	4,134	18.1%	634
Capital Outlay	0	1	1	0.0%	0
Extraordinary Lapse	0	-88	0	-100.0%	88
TOTAL EXPENDITURES	186,982	131,058	1,758,284	1241.6%	1,627,226

AUTHORIZED POSITION CAP	FY 13 Budget	FY 14 Approved	Change
Authorized Positions			
Part-Time Hours			

EXPENDITURES BY DIVISION	FY 12 Actual	FY 13 Budget	FY 14 Approved	Change From Prior Year	
				Percent	Dollar
STATE ATTORNEY	186,982	131,058	1,758,284	1241.6%	1,627,226
DEPARTMENT TOTAL	186,982	131,058	1,758,284	1241.6%	1,627,226

**STATE ATTORNEY
GENERAL FUND - GSD**

BACKGROUND

Chapter 27.34 of the Florida Statutes requires the City of Jacksonville to provide the State Attorney with office space, utility and telephone services, custodial services, library services, transportation services, and communication services as may be necessary for the proper and efficient functioning of their offices.

EXPENDITURES

Internal Service Charges

- The net increase of \$1,626,504 is mainly attributable to increases of \$1,609,654 which is being driven by the addition of new building cost allocations. The cost of daily operation and maintenance of public buildings was moved into a new internal service fund as part of the FY 14 budget and is now allocated to the various users to increase transparency and accountability and offsite storage of \$23,129. This is offset somewhat with decreases in telecommunication of \$3,847, mailroom charges of \$1,860 and radio of \$1,118.

Other Operating Expenses

- The increase of \$634 is attributable to miscellaneous services and charges.

Extraordinary Lapse

- The extraordinary lapse for FY 13 has been removed.

AUTHORIZED POSITION CAP

There are no City funded positions.

CITY OF JACKSONVILLE, FLORIDA

SUPERVISOR OF ELECTIONS

REVENUES AND EXPENDITURES	FY 12 Actual	FY 13 Budget	FY 14 Approved	Change From Prior Year	
				Percent	Dollar
REVENUE					
Miscellaneous Revenue	77,735	6,000	6,000	0.0%	0
Other Sources	1,244,546	0	0		0
TOTAL REVENUE	1,322,281	6,000	6,000	0.0%	0
EXPENDITURES					
Salaries	2,627,317	2,387,614	2,634,959	10.4%	247,345
Salary & Benefit Lapse	0	-122,096	-159,493	30.6%	-37,397
Employer Provided Benefits	586,852	610,051	736,333	20.7%	126,282
Internal Service Charges	378,373	362,304	473,273	30.6%	110,969
Other Operating Expenses	2,127,270	1,868,650	2,225,721	19.1%	357,071
Capital Outlay	1,244,546	4	4	0.0%	0
Extraordinary Lapse	0	-3,870	-587,604	15083.6%	-583,734
Banking Fund Debt Repayments	494,598	639,263	348,674	-45.5%	-290,589
TOTAL EXPENDITURES	7,458,957	5,741,920	5,671,867	-1.2%	-70,053

AUTHORIZED POSITION CAP	FY 13 Budget	FY 14 Approved	Change
Authorized Positions	35	35	
Part-Time Hours	42,062	56,782	14,720

EXPENDITURES BY DIVISION	FY 12 Actual	FY 13 Budget	FY 14 Approved	Change From Prior Year	
				Percent	Dollar
ELECTIONS	3,892,362	2,131,283	1,709,089	-19.8%	-422,194
REGISTRATION	3,566,595	3,610,637	3,962,778	9.8%	352,141
DEPARTMENT TOTAL	7,458,957	5,741,920	5,671,867	-1.2%	-70,053

**SUPERVISOR OF ELECTIONS
GENERAL FUND - GSD**

BACKGROUND

The Supervisor of Elections Office registers all voters in Duval County, educates voters with State and local laws, and how to vote. It also staffs early voting sites prior to an election, staffs call center prior to an election, processes absentee ballots prior to an election, and conducts State and local elections of Duval County in accordance with the elections laws of Florida.

EXPENDITURES

Salaries

- The increase of \$247,345 is mainly due to increases in part-time salaries of \$148,880 and overtime of \$74,834 due to the number of additional days for early voting.

Salary & Benefits Lapse

- This reflects an estimated salary and benefit lapse based on the average turnover ratio and estimated number of vacancies in FY 14.

Employer Provided Benefits

- The net increase of \$126,282 is primarily attributable to increases in pension of \$88,747, Florida retirement system pension costs of \$29,435 and group health insurance of \$7,948.

Internal Service Charges

- The net increase of \$113,417 is mainly the result of increases of \$55,965 which is being driven by the addition of new building cost allocations. The cost of daily operation and maintenance of public buildings was moved into a new internal service fund as part of the FY 14 budget and is now allocated to the various users to increase transparency and accountability, ITD charges of \$15,658, copy center of \$13,983, legal of \$10,804, offsite storage of \$9,876 and copier consolidation of \$4,670.

Other Operating Expenses

- The net increase of \$354,623 is mainly the result of the additional days for early voting, increase in registered voters and the number of precincts. The major increases are in postage of \$235,289, printing of \$54,872, office supplies-other of \$34,835, miscellaneous services & charges of \$17,542 and repairs and Maintenance of \$15,875.

Extraordinary Lapse

- An extraordinary lapse was added this budget as part of review by the City Council Finance Committee.

Banking Fund Debt Repayment

- The table below compares the FY 13 and FY 14 banking fund debt repayment by project:

CITY OF JACKSONVILLE, FLORIDA

	565,502 73,761		291,257 57,417		
	FY13 Budget		FY14 Approved		-290,589
Project Title	Principal	Interest	Principal	Interest	Change
Automark Voter Assistance Terminals	355,621	8,159	17,875	340	-345,565
Relia Vote - Absentee Ballot System	10,542	219	0	0	-10,761
EViD Poll Books	0	0	175,850	56,302	232,152
Voting Machines	199,339	65,383	97,532	775	-166,415

(a) Debt service related to Gateway moved from Citywide CIP repayment into the Department budget

AUTHORIZED POSITION CAP

There are no cap changes. There was an increase in part-time hours of 14,720 for elections work.



CITY OF JACKSONVILLE, FLORIDA

MOSQUITO CONTROL - STATE 1

SUBFUND -- 012

	FY 12 Actual	FY 13 Budget	FY 14 Approved	Change From Prior Year	
				Percent	Dollar
REVENUE					
NEIGHBORHOODS					
Intergovernmental Revenue	25,626	31,000	29,456	-5.0%	-1,544
Miscellaneous Revenue	6,595	4,346	13,190	203.5%	8,844
	<u>32,221</u>	<u>35,346</u>	<u>42,646</u>	<u>20.7%</u>	<u>7,300</u>
NON-DEPARTMENTAL / FUND LEVEL ACTIVITIES					
Miscellaneous Revenue	19,062	6,038	457	-92.4%	-5,581
Transfers from Fund Balance	249,998	245,243	31,250	-87.3%	-213,993
	<u>269,060</u>	<u>251,281</u>	<u>31,707</u>	<u>-87.4%</u>	<u>-219,574</u>
TOTAL REVENUE	301,282	286,627	74,353	-74.1%	-212,274
EXPENDITURES					
NEIGHBORHOODS					
Salaries	0	20,800	0	-100.0%	-20,800
Employer Provided Benefits	874	302	0	-100.0%	-302
Other Operating Expenses	236,902	246,519	55,349	-77.5%	-191,170
Capital Outlay	17,271	19,006	19,004	0.0%	-2
	<u>255,047</u>	<u>286,627</u>	<u>74,353</u>	<u>-74.1%</u>	<u>-212,274</u>
TOTAL EXPENDITURES	255,047	286,627	74,353	-74.1%	-212,274
AUTHORIZED POSITION CAP					
		FY 13	FY 14	Change	
Authorized Positions					
Part-Time Hours		2,080		-2,080	

**MOSQUITO CONTROL - STATE 1
SUBFUND 012**

BACKGROUND

The establishment of this fund is mandated by Florida Statute 388.261 to administer mosquito control activities within the county.

REVENUE

Neighborhoods

Intergovernmental Revenue

- The decrease of \$1,544 is due to decreased revenues from the State Department.

Miscellaneous Revenue

- The increase of \$8,844 in miscellaneous sales and charges is a result of fee increases for aerial mosquito spraying of nearby counties and NS Mayport.

Non-Departmental / Fund Level Activities

Miscellaneous Revenue

- The decrease of \$5,581 in Jacksonville Citywide Activities is due to a lower assumption on investment pool earnings.

Transfers from Fund Balance

- The reduction of \$213,993 is attributable to a decrease of the Fund Balance appropriation for FY 14.

EXPENDITURES

Neighborhoods

Salaries

- The decrease of \$20,800 is due to the elimination of part-time salaries for FY 14.

Other Operating Expenses

- The decrease of \$191,170 is mainly due to a reduction of \$169,509 in other operating supplies and \$18,722 in repair and maintenance supplies.

AUTHORIZED POSITION CAP

All the authorized part-time hours in this fund have been eliminated.

CITY OF JACKSONVILLE, FLORIDA

PROPERTY APPRAISER

SUBFUND -- 015

	FY 12 Actual	FY 13 Budget	FY 14 Approved	Change From Prior Year	
				Percent	Dollar
REVENUE					
NON-DEPARTMENTAL / FUND LEVEL ACTIVITIES					
Charges for Services	317,655	280,804	277,113	-1.3%	-3,691
Miscellaneous Revenue	67,070	20,543	18,343	-10.7%	-2,200
Transfers From Other Funds	8,228,163	8,609,432	8,055,795	-6.4%	-553,637
Transfers from Fund Balance	200,823	0	650,000		650,000
	8,813,711	8,910,779	9,001,251	1.0%	90,472
TOTAL REVENUE	8,813,711	8,910,779	9,001,251	1.0%	90,472
EXPENDITURES					
NON-DEPARTMENTAL / FUND LEVEL ACTIVITIES					
Salary & Benefit Lapse	0	-107,654	-140,233	30.3%	-32,579
	0	-107,654	-140,233	30.3%	-32,579
PROPERTY APPRAISER					
Salaries	5,254,093	5,145,613	5,234,008	1.7%	88,395
Employer Provided Benefits	1,854,745	2,003,805	2,439,776	21.8%	435,971
Internal Service Charges	762,607	803,961	759,593	-5.5%	-44,368
Other Operating Expenses	775,243	1,065,049	708,102	-33.5%	-356,947
Capital Outlay	20,770	5	5	0.0%	0
	8,667,458	9,018,433	9,141,484	1.4%	123,051
TOTAL EXPENDITURES	8,667,458	8,910,779	9,001,251	1.0%	90,472

AUTHORIZED POSITION CAP

	FY 13	FY 14	Change
Authorized Positions	120	120	
Part-Time Hours	4,160	4,160	

**PROPERTY APPRAISER
SUBFUND 015**

BACKGROUND

The Property Appraiser is a constitutional officer within the consolidated City of Jacksonville. As established in Article 10 of the Jacksonville Charter, the Property Appraiser is responsible for assessing all real and personal property in Duval County. The Property Appraiser's Office is governed by the Florida Statutes and the Jacksonville Municipal Code. Pursuant to Section 193.1142 of the Florida Statutes, the Department of Revenue is responsible for reviewing and approving the Property Appraiser's assessment roll on a yearly basis. However, funding for the Property Appraiser's Office is mainly through a General Fund Contribution.

The Property Appraiser's Office is divided into seven departments, which include Residential, Commercial, Land Records, Personal Records, Field Operations, Administration, and Records Management.

REVENUE

Charges for Services

- The net decrease of \$3,691 is mainly attributable to a decrease in fees from the St. Johns River Water Management District.

Miscellaneous Revenue

- The net decrease of \$2,200 is mainly attributable to a decrease in investment earnings.

Transfers from Other Funds

- The decrease of \$553,637 from the general fund is due to a decrease in expenses.

Transfer from Fund Balance

- The increase of \$650,000 is attributable to an increase in fund balance.

EXPENDITURES

Salary & Benefit Lapse

- This reflects an estimated salary and benefit lapse based on the average turnover ratio and estimated number of vacancies in FY 14.

Salaries

- The net increase of \$88,395 is mainly due to a 2% merit pay increase.

Employer Provided Benefits

- The net increase of \$435,971 is primarily attributable to increases in pension of \$351,514 and group health insurance of \$55,839 and State pension of \$33,359.

Internal Service Charges

- The net decrease of \$44,368 is mainly due to decreases in legal expenses of \$145,509, ITD of \$16,617, copier consolidation of \$6,312 and radio of \$3,258. This is offset somewhat with an increase of \$126,223 which is being driven by the addition of new building cost allocations. The cost of daily operation and maintenance of public buildings was moved into a new internal service fund as part of the FY 14 budget and is now allocated to the various users to increase transparency and accountability.

Other Operating Expenses

- The net decrease of \$356,947 is mainly attributed to decreases in professional services of \$278,598 for aerial photography and repairs and maintenance of \$117,735 for restructuring the CAMA maintenance agreement. This is offset somewhat with increases in postage of \$17,788, travel of \$9,045 and employee training of \$7,636.

AUTHORIZED POSITION CAP

The cap has not changed.



CITY OF JACKSONVILLE, FLORIDA

CLERK OF THE COURT
SUBFUND -- 016

	FY 12 Actual	FY 13 Budget	FY 14 Approved	Change From Prior Year	
				Percent	Dollar
REVENUE					
CLERK OF THE COURT					
Charges for Services	3,017,110	2,754,422	3,807,200	38.2%	1,052,778
Miscellaneous Revenue	485	850	500	-41.2%	-350
	<u>3,017,595</u>	<u>2,755,272</u>	<u>3,807,700</u>	<u>38.2%</u>	<u>1,052,428</u>
NON-DEPARTMENTAL / FUND LEVEL ACTIVITIES					
Miscellaneous Revenue	-8,884	0	14,403		14,403
Transfers From Other Funds	607,260	129,257	0	-100.0%	-129,257
	<u>598,376</u>	<u>129,257</u>	<u>14,403</u>	<u>-88.9%</u>	<u>-114,854</u>
TOTAL REVENUE	3,615,971	2,884,529	3,822,103	32.5%	937,574
EXPENDITURES					
CLERK OF THE COURT					
Salaries	805,621	909,920	955,385	5.0%	45,465
Employer Provided Benefits	308,833	394,953	478,573	21.2%	83,620
Internal Service Charges	468,626	501,197	1,468,671	193.0%	967,474
Other Operating Expenses	427,137	494,513	343,106	-30.6%	-151,407
Capital Outlay	0	1	1	0.0%	0
Supervision Allocation	177,208	180,581	246,833	36.7%	66,252
Indirect Cost	752,783	697,481	172,812	-75.2%	-524,669
Extraordinary Lapse	0	-173,928	0	-100.0%	173,928
	<u>2,940,208</u>	<u>3,004,718</u>	<u>3,665,381</u>	<u>22.0%</u>	<u>660,663</u>
NON-DEPARTMENTAL / FUND LEVEL ACTIVITIES					
Salary & Benefit Lapse	0	-120,189	-89,606	-25.4%	30,583
Cash Carryover	0	0	246,328		246,328
	<u>0</u>	<u>-120,189</u>	<u>156,722</u>	<u>-230.4%</u>	<u>276,911</u>
TOTAL EXPENDITURES	2,940,208	2,884,529	3,822,103	32.5%	937,574

AUTHORIZED POSITION CAP

	FY 13	FY 14	Change
Authorized Positions	30	32	2
Part-Time Hours		5,200	5,200

**CLERK OF THE COURT
SUBFUND 016**

BACKGROUND

Pursuant to Article 5 of the of the Florida Constitution and Section 28 of the Florida Statutes, the Clerk of the Circuit Court is the official recorder of all instruments that may, by law, be recorded in the county. Examples of these instruments included deeds, marriage licenses, documentary stamps, etc. A fee of \$10 for the first page and \$8.50 for each additional page is charged each time a document is recorded with the Clerk of the Court. The County side of the Clerk (SF 016) receives \$5.00 for the first page and \$4.00 for each additional page. The rest of the fee goes into various other accounts.

REVENUE

Clerk of the Court

Charges for Services

- The net increase of \$1,052,778 is primarily the result of increases in court fees and documentary stamps.

Miscellaneous Revenue

- The decrease of \$350 is the result of a decrease for Court Cost Compliance.

Non-Departmental / Fund Level Activities

Miscellaneous Revenue

- The increase of \$14,403 is for investment earnings.

Transfers from Other Funds

- The transfer of \$129,257 from the General Fund – GSD is not needed due to excess revenues over expenses.

EXPENDITURES

Clerk of the Court

Salaries

- The increase of \$45,465 is mainly attributable to the funding 5,200 part-time hours. The increase of two (2) positions was offset with the transitioning of employees into the correct funding source.

Employer Provided Benefits

- The net increase of \$83,620 is mainly attributable to increases of \$52,723 in pension, and \$27,707 in group health insurance.

Internal Service Charges

- The net increase of \$972,127 is primarily attributable to increases of \$1,006,734 which is being driven by the addition of new building cost allocations. The cost of daily operation and maintenance of public buildings was moved into a new internal service fund as part of the FY 14 budget and is now allocated to the various users to increase transparency and accountability, \$37,176 in telecommunication charges and \$14,781 in mailroom charges. This is offset somewhat with a decrease of \$59,210 in offsite storage.

Other Operating Expenses

- The decrease of \$156,060 is mainly attributable to a decrease in rentals (land & buildings) of \$155,824;

CITY OF JACKSONVILLE, FLORIDA

Supervision Allocation

- This is an allocation for the Clerk of the Courts administrative staff time paid for by the State that needs to be billed to the City.

Indirect Cost

- The allocation for Indirect Costs is supported by the Full Cost Allocation Plan study completed by MAXIMUS Consulting Services, Inc.

Extraordinary Lapse

- . The extraordinary lapse was not budgeted in FY 14.

Non-Departmental / Fund Level Activities

Salary and Benefit Lapse

- This reflects an estimated salary and benefit lapse based on the average turnover ratio and estimated number of vacancies in FY 14.

Cash Carryover

- The remaining available funding has been placed in a cash carryover until the department determines the budgeted line items.

AUTHORIZED POSITION CAP

The employee cap has increased by two (2) positions and 5,200 in part-time hours.



CITY OF JACKSONVILLE, FLORIDA

TAX COLLECTOR

SUBFUND -- 017

	FY 12 Actual	FY 13 Budget	FY 14 Approved	Change From Prior Year	
				Percent	Dollar
REVENUE					
NON-DEPARTMENTAL / FUND LEVEL ACTIVITIES					
Miscellaneous Revenue	108,015	58,026	26,833	-53.8%	-31,193
Transfers From Other Funds	3,748,420	3,891,977	5,269,603	35.4%	1,377,626
Transfers from Fund Balance	1,863,522	0	350,000		350,000
	5,719,957	3,950,003	5,646,436	42.9%	1,696,433
TAX COLLECTOR					
Licenses and Permits	0	3,000	5,000	66.7%	2,000
Charges for Services	9,254,685	10,048,047	9,072,675	-9.7%	-975,372
Miscellaneous Revenue	15,967	23,500	19,000	-19.1%	-4,500
	9,270,652	10,074,547	9,096,675	-9.7%	-977,872
TOTAL REVENUE	14,990,609	14,024,550	14,743,111	5.1%	718,561
EXPENDITURES					
NON-DEPARTMENTAL / FUND LEVEL ACTIVITIES					
Salary & Benefit Lapse	0	-448,964	-352,822	-21.4%	96,142
	0	-448,964	-352,822	-21.4%	96,142
TAX COLLECTOR					
Salaries	8,098,704	8,186,011	8,046,252	-1.7%	-139,759
Salary & Benefit Lapse	0	-142,483	0	-100.0%	142,483
Employer Provided Benefits	2,826,599	3,187,317	3,659,498	14.8%	472,181
Internal Service Charges	1,275,141	1,255,093	1,402,647	11.8%	147,554
Other Operating Expenses	1,920,983	1,987,565	1,987,534	0.0%	-31
Capital Outlay	281,358	11	2	-81.8%	-9
Banking Fund Debt Repayments	35,841	0	0		0
	14,438,626	14,473,514	15,095,933	4.3%	622,419
TOTAL EXPENDITURES	14,438,626	14,024,550	14,743,111	5.1%	718,561

AUTHORIZED POSITION CAP

	FY 13	FY 14	Change
Authorized Positions	227	226	-1
Part-Time Hours	54,080	54,080	

**TAX COLLECTOR
SUBFUND 017**

BACKGROUND

The Tax Collector's budget is to fund the branches for the collection of current and delinquent taxes, general collection, and supervision.

REVENUE

Non-Departmental/Fund Level Activities

Miscellaneous Revenue

- The decrease of \$31,193 in Citywide Activities is due to lower investment earnings.

Transfers from Other Funds

- This amount represents the transfer from the General Fund – GSD in order to balance up this fund.

Transfers from Fund Balance

- The increase of \$350,000 is attributable to an increase in fund balance.

Tax Collector

Licenses and Permits

- The \$2,000 increase is in collection fees – temp permits JEA.

Charges for Services

- The net decrease of \$975,372 is attributed to decreases in Driver's License Renewal Fees \$497,000, tax redemption fees – tax sales \$595,554, form 100 and tag registrations \$50,000, and collection fees – SJR water management district \$30,000. These reductions were modestly offset by increases in collection fees – delinquent tax sales \$129,000, e-commerce fees \$29,000, tax collector miscellaneous revenue \$25,000, and collection fees – FL birth certificates \$22,500.

Miscellaneous Revenue

- The decrease of \$4,500 is from a reduction in cash over/short (\$2,500) and miscellaneous sales and charges (\$2,000).

EXPENDITURES

Non-Departmental/Fund Level Activities

Salary & Benefit Lapse

- This reflects an estimated salary and benefit lapse based on the average turnover ratio and estimated number of vacancies in FY 14.

Tax Collector

Salaries

- The net decrease of \$139,759 is mainly due to decreases of one (1) position, unfunded six (6) positions (\$140,254) and leave rollback/sellback (\$8,760). This is offset with increases in special pay (\$9,255).

Salary & Benefits Lapse

- This reflects an estimated salary and benefit lapse based on the average turnover ratio and estimated number of vacancies in FY 14.

CITY OF JACKSONVILLE, FLORIDA

Employer Provided Benefits

- The increase of \$472,181 is attributable to increases in pension GEPP \$430,165, FRS \$33,476 and defined contribution pension of \$11,671.

Internal Service Charges

- The net increase of \$166,118 is mainly attributable to an increase of \$294,070 which is being driven by the addition of new building cost allocations. The cost of daily operation and maintenance of public buildings was moved into a new internal service fund as part of the FY 14 budget and is now allocated to the various users to increase transparency and accountability. This is offset somewhat with decreases in ITD of \$79,647, copier consolidation of \$15,037, fleet vehicle rental of \$10,707, telephone of \$5,780 and mailroom charges of \$5,725.

Other Operating Expenses

- The net decrease of \$18,595 is primarily attributable to a decrease in civil defense-guard service and ADT of \$18,564. This cost is not part of the building cost allocation for the Yates building.

AUTHORIZED POSITION CAP

The cap decreased by one (1) position.



CITY OF JACKSONVILLE, FLORIDA

EMERGENCY CONTINGENCY

SUBFUND -- 018

	FY 12 Actual	FY 13 Budget	FY 14 Approved	Change From Prior Year	
				Percent	Dollar
REVENUE					
NON-DEPARTMENTAL / FUND LEVEL ACTIVITIES					
Miscellaneous Revenue	2,087,620	1,155,387	869,946	-24.7%	-285,441
Transfers from Fund Balance	45,912,875	47,613,873	49,313,742	3.6%	1,699,869
	<u>48,000,495</u>	<u>48,769,260</u>	<u>50,183,688</u>	<u>2.9%</u>	<u>1,414,428</u>
TOTAL REVENUE	48,000,495	48,769,260	50,183,688	2.9%	1,414,428
EXPENDITURES					
NON-DEPARTMENTAL / FUND LEVEL ACTIVITIES					
Cash Carryover	0	48,769,260	50,183,688	2.9%	1,414,428
	<u>0</u>	<u>48,769,260</u>	<u>50,183,688</u>	<u>2.9%</u>	<u>1,414,428</u>
TOTAL EXPENDITURES	0	48,769,260	50,183,688	2.9%	1,414,428

AUTHORIZED POSITION CAP

FY 13 FY 14 Change

Authorized Positions
Part-Time Hours

**EMERGENCY CONTINGENCY
SUBFUND 018**

BACKGROUND

This fund is the General Fund's Emergency Contingency, which was moved to a separate fund as part of the FY 06 and FY 07 budget ordinances. The goal, as stated in municipal code section 106.107, is that this fund should be equal to seven percent (25.5 days average cash flow) of the total General Fund budgeted expenditures. The budget for this fund is shown each year to track the expected balance in the City's emergency contingency.

REVENUE

Miscellaneous Revenue

- Is made up of anticipated interest earnings for FY 14 which are expected to decrease due to lower investment returns.

Transfers from Fund Balance

- This amount is the estimated FY 13 ending cash balance.

EXPENDITURES

Cash Carryover

- This amount is the estimated FY 14 ending cash balance including interest income.

AUTHORIZED POSITION CAP

There are no employees associated with this subfund.

CITY OF JACKSONVILLE, FLORIDA

JACKSONVILLE JOURNEY

SUBFUND -- 019

	FY 12 Actual	FY 13 Budget	FY 14 Approved	Change From Prior Year	
				Percent	Dollar
REVENUE					
NON-DEPARTMENTAL / FUND LEVEL ACTIVITIES					
Transfers From Other Funds	8,630,973	8,320,915	2,300,553	-72.4%	-6,020,362
	8,630,973	8,320,915	2,300,553	-72.4%	-6,020,362
TOTAL REVENUE	8,630,973	8,320,915	2,300,553	-72.4%	-6,020,362
EXPENDITURES					
EMPLOYEE SERVICES					
Salaries	188,304	205,686	174,838	-15.0%	-30,848
Employer Provided Benefits	2,858	2,984	4,541	52.2%	1,557
Internal Service Charges	28	550	550	0.0%	0
	191,189	209,220	179,929	-14.0%	-29,291
JACKSONVILLE CHILDREN'S COMMISSION					
Internal Service Charges	0	1	0	-100.0%	-1
Grants, Aids & Contributions	5,980,035	6,081,586	1,103,400	-81.9%	-4,978,186
	5,980,035	6,081,587	1,103,400	-81.9%	-4,978,187
NEIGHBORHOODS					
Grants, Aids & Contributions	493,980	463,980	399,023	-14.0%	-64,957
	493,980	463,980	399,023	-14.0%	-64,957
OFFICE OF THE SHERIFF					
Salaries	300,339	299,088	0	-100.0%	-299,088
Employer Provided Benefits	88,341	92,586	0	-100.0%	-92,586
Other Operating Expenses	438,201	455,614	0	-100.0%	-455,614
Capital Outlay	0	1	0	-100.0%	-1
	826,881	847,289	0	-100.0%	-847,289
SPECIAL SERVICES					
Other Operating Expenses	261,140	0	0		0
Grants, Aids & Contributions	1,907,256	718,839	618,201	-14.0%	-100,638
	2,168,396	718,839	618,201	-14.0%	-100,638
TOTAL EXPENDITURES	9,660,481	8,320,915	2,300,553	-72.4%	-6,020,362

AUTHORIZED POSITION CAP

	FY 13	FY 14	Change
Authorized Positions	10		-10
Part-Time Hours	30,000	30,000	

**JACKSONVILLE JOURNEY
SUBFUND 019**

BACKGROUND

This subfund was established as part of the FY 09 budget ordinance (Ord No. 2008-555-E) to account for the non-enforcement activities of the “Jacksonville Journey”. The *Journey* provides funding for expanded early literacy programs, supervised after-school guidance and recreational programs and expanded activities during the summer. It also dedicates funding to expand existing juvenile crime prevention and intervention programs and ex-offender programs help individuals make the transition to becoming productive citizens.

REVENUE

Transfers From Other Funds

- This is the amount of the transfer from the General Fund – GSD (SF 011) to fund the Jacksonville Journey Oversight Committee approved programs.

EXPENDITURES

A chart detailing the FY 13 and FY 14 funding for each program within the Jacksonville Journey is provided below. For programs that have no F14 approved budget the program, associated funding and authorized positions, if applicable, have been moved out of the Journey fund into the oversight Department’s operating budget.

Employee Services

Program Description	FY 13 Budget	FY 14 Approved	Change
Summer Jobs Program Authorized Position Cap 30,000 PT Hrs	209,220	179,929	-29,291

Jacksonville Children's Commission

6,081,587 1,103,400 -4,978,187

Program Description	FY 13 Budget	FY 14 Approved	Change
Early Literacy	1,700,000	0	-1,700,000
Juvenile Crime Prevention & Intervention	321,600	276,576	-45,024
Summer Camps	1,021,400	0	-1,021,400
Out of School Suspension	961,423	826,824	-134,599
Team-Up Programs	2,077,164	0	-2,077,164

Neighborhoods

463,980 399,023 -64,957

Program Description	FY 13 Budget	FY 14 Approved	Change
Local Initiatives Support Corporation	463,980	399,023	-64,957

Office of the Sheriff

847,289 0 -847,289

Program Description	FY 13 Budget	FY 14 Approved	Change
Juvenile Assessment Center	289,236	0	-289,236
Ex-Offender RE-entry Portal Authorized Position Cap: 10 FTEs	558,053	0	-558,053

CITY OF JACKSONVILLE, FLORIDA

Special Services 718,839 618,201 -100,638

Program Description	FY 13 Budget	FY 14 Approved	Change
Ex-Offender Employment Programs	410,039	352,633	-57,406
Ex-Offender Training/Re-entry	308,800	265,568	-43,232

AUTHORIZED POSITION CAP

The ten authorized positions associated with the ex-offender re-entry portal program have been moved out of this fund along with the associated program budget to the oversight Department's operating budget.



CITY OF JACKSONVILLE, FLORIDA

SPECIAL EVENTS

SUBFUND -- 01A

	FY 12 Actual	FY 13 Budget	FY 14 Approved	Change From Prior Year	
				Percent	Dollar
REVENUE					
NON-DEPARTMENTAL / FUND LEVEL ACTIVITIES					
Transfers From Other Funds	0	3,074,046	3,321,364	8.0%	247,318
	0	3,074,046	3,321,364	8.0%	247,318
OFFICE OF ECONOMIC DEVELOPMENT					
Miscellaneous Revenue	0	40,000	40,000	0.0%	0
	0	40,000	40,000	0.0%	0
TOTAL REVENUE	0	3,114,046	3,361,364	7.9%	247,318
EXPENDITURES					
NON-DEPARTMENTAL / FUND LEVEL ACTIVITIES					
Salary & Benefit Lapse	0	-31,979	-13,261	-58.5%	18,718
Other Operating Expenses	0	269,379	280,000	3.9%	10,621
Grants, Aids & Contributions	0	332,500	300,000	-9.8%	-32,500
	0	569,900	566,739	-0.6%	-3,161
OFFICE OF ECONOMIC DEVELOPMENT					
Salaries	0	857,366	908,937	6.0%	51,571
Employer Provided Benefits	0	246,647	241,555	-2.1%	-5,092
Internal Service Charges	0	267,312	315,258	17.9%	47,946
Other Operating Expenses	0	1,172,818	1,243,999	6.1%	71,181
Capital Outlay	0	3	1	-66.7%	-2
Grants, Aids & Contributions	0	0	84,875		84,875
	0	2,544,146	2,794,625	9.8%	250,479
TOTAL EXPENDITURES	0	3,114,046	3,361,364	7.9%	247,318
AUTHORIZED POSITION CAP					
		FY 13	FY 14	Change	
Authorized Positions		15	14	-1	
Part-Time Hours		4,160	4,160	0	

**SPECIAL EVENTS
SUBFUND 01A**

BACKGROUND

The Office of Special Events produces events which enhance the quality of life and culture for the City of Jacksonville and its visitors. The office produces several events that enhance the image of the city and serves as a resource for and to the community as a destination for events. This fund is project driven to provide transparency of event revenue and expenditures. The Office of Special Events is under the oversight of the Office of Economic Development.

REVENUE

Transfers From Other Funds

- There is a \$3,321,364 transfer from the General Fund to support operations within the Office of Special Events.

Miscellaneous Revenue

- This amount represents event permit charges for events held at city owned properties.

EXPENDITURES

Non-Departmental/Fund Level Activities

Salary & Benefit Lapse

- This reflects an estimated salary and benefit lapse based on the average turnover ratio and estimated number of vacancies in FY 14.

Other Operating Expenses

- This amount represents equipment rentals for the Florida/Georgia Game. There is an increase of \$10,621 in FY 14 for an anticipated increase in the cost of bleachers.

Grants, Aids & Contributions

- This represents travel related expenses for the Florida/Georgia game. The decrease of \$32,500 is based on actual expenditures.

Office of Economic Development

Salaries

- The net increase of \$51,571 is mainly due to an increase of \$90,750 in salaries – overtime. This is somewhat offset by a decrease of \$38,332 in permanent salary due to the elimination of one position.

Internal Service Charges

- The net increase of \$47,946 is being driven by the movement of the building costs allocation into this category. The allocation is based on occupied square footage.

Other Operating Expenses

- The net increase of \$71,181 is mainly due to an increase of \$72,817 in miscellaneous insurance. This expense was not previously budgeted within this subfund. Additionally, there is an increase of \$41,881 in miscellaneous services and charges and \$25,000 in security/guard service. These are offset by a decrease of \$35,644 in advertising and promotion and \$32,000 in equipment rentals.

Grants, Aids & Contributions

- This represents a subsidy for the annual Bob Hayes Track Meet.

AUTHORIZED POSITION CAP

Authorized positions decreased by one position.





SPECIAL REVENUE FUNDS

Summary of Subfunds

- 112 Concurrency Management System
- 116 Fair Share Specific Projects
- 121 Air Pollution Tag Fee
- 127 Air Pollution Environmental Protection Agency (EPA)
- 128 Ambient Air Monitoring
- 132 Tourist Development Council
- 141 Streets and Highways Five-Year Road Program
- 142 Local Option 1/2 Cent Transportation
- 143 Local Option Gas Tax
- 154 Hazardous Waste Program
- 157 Alcoholic Rehabilitation Program
- 159 Building Inspection
- 15B Duval County Law Library
- 15D Animal Care and Protective Services
- 15F Tree Protection Fund
- 15G Veterinary Services
- 15L Juvenile Drug Court
- 15Q Court Innovations -Judicial Support
- 15R Legal Aid
- 15T Court Cost Courthouse Trust (F.S. 111.380)
- 15U Recording Fees Technology (F.S. 111.388)
- 15V Teen Court Programs Trust (F.S. 111.375)
- 15W Library Conference Facility Trust
- 171 9-1-1 Emergency User Fee
- 181 Northside Tax Increment District – USD1 B/C North Combined
- 182 Southside Tax Increment District – USD1 A
- 184 Jacksonville Beach Tax Increment District
- 185 JIA Area Redevelopment Tax Increment District
- 186 Soutel/Moncrief Tax Increment District
- 191 Jacksonville Children’s Commission
- 1A1 Community Development
- 1D1 Huguenot Park
- 1D2 Kathryn A. Hanna Park
- 1D4 Metropolitan Park Maintenance
- 1D8 Florida Boater Improvement Program
- 1DA Cecil Field Commerce Center
- 1F4 Beach Erosion – Local
- 1H2 Animal Care and Protective Services Programs
- 1HA Driver Education Safety Trust Fund
- 1HK Adult Arcades
- 1I1 Better Jacksonville Trust Fund
- 1L2 Code Enforcement Revolving Fund
- 1N1 Housing Services

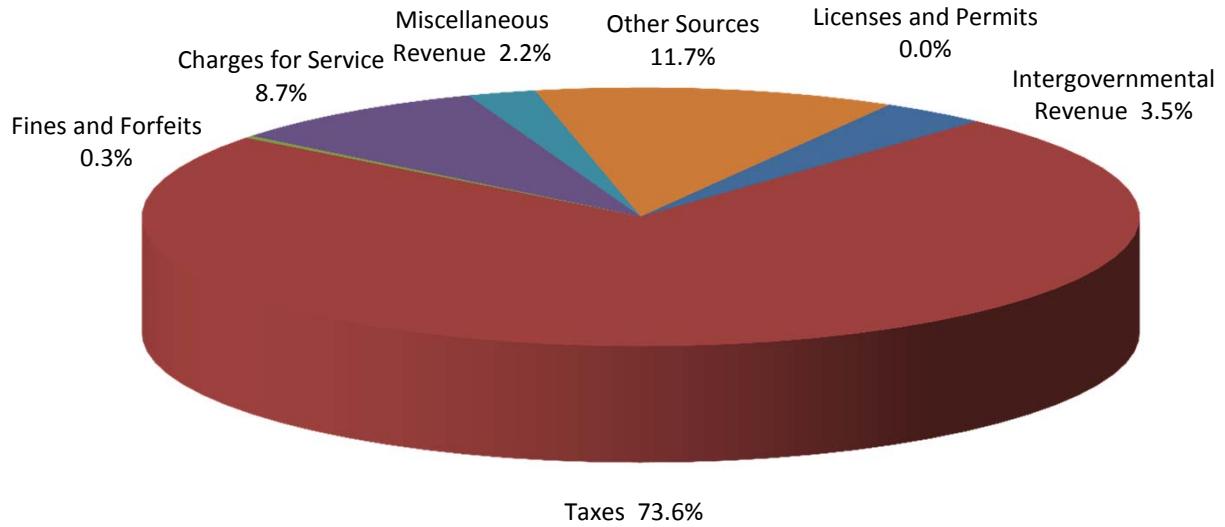
CITY OF JACKSONVILLE, FLORIDA

SPECIAL REVENUE FUNDS
Summary of Subfunds

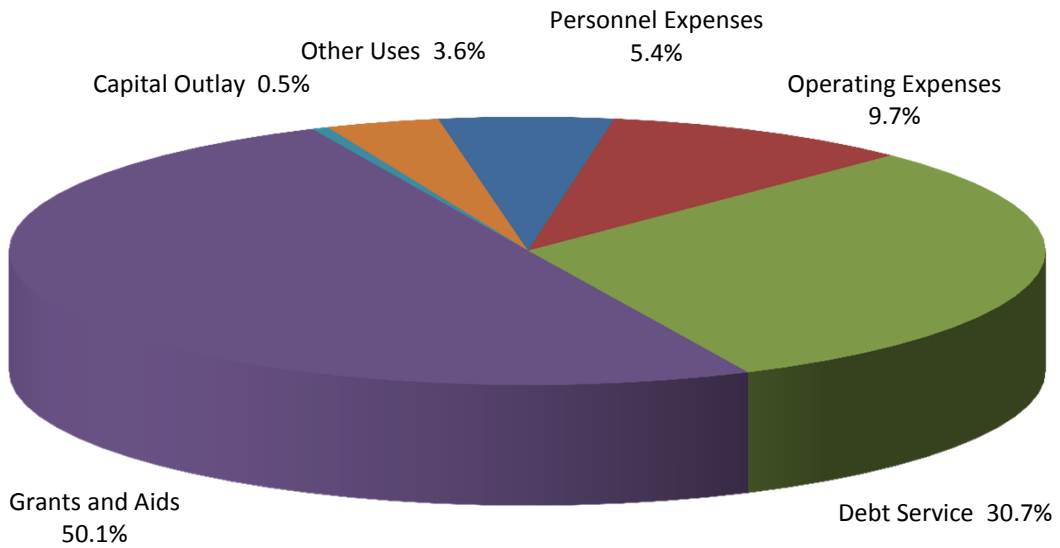
S/F	Description	Personnel Expenses	Operating Expenses	Capital Outlay	Debt Service	Grants and Aids	Other Uses	FY 14 Budgeted
112	Concurrency Management System	458,558	77,749	1			238,436	774,744
116	Fair Share Specific Projects			991,814				991,814
121	Air Pollution Tag Fee	536,886	50,612	9,980			36,752	634,230
127	Air Pollution - EPA	890,308	68,026				7,077	965,411
128	Ambient Air Monitoring		19,253					19,253
132	Tourist Development Council	87,995	7,687,018				735	7,775,748
141	Streets & Highways Five-Year Rd Prg			214,289		6,591,572		6,805,861
142	Local Option 1/2 Cent Transportation					71,460,865		71,460,865
143	Local Option Gas Tax					28,620,000		28,620,000
154	Hazardous Waste Program	280,083	126,469	1			42,060	448,613
157	Alcoholic Rehabilitation Program					402,224		402,224
159	Building Inspection	6,261,055	1,707,373	51,011	2,152,334		772,895	10,944,668
15B	Duval County Law Library	180,313	15,458	54,366			14,863	265,000
15D	Animal Care and Protective Services		14,500					14,500
15F	Tree Protection Fund		216,750					216,750
15G	Veterinary Services	(49,477)	94,467				(101,408)	-56,418
15L	Juvenile Drug Court	323,992	(227,826)					96,166
15Q	Court Innovations -Judicial Support	109,811	(34,819)					74,992
15R	Legal Aid		250,000					250,000
15T	Court Cost Courthouse Trust		238,529		2,161,836			2,400,365
15U	Recording Fees Technology		1,867,109					1,867,109
15V	Teen Court Programs Trust	304,128	29,226	6				333,360
15W	Library Conference Facility Trust	124,637	(25,289)	43,300			(2,224)	140,424
171	9-1-1 Emergency User Fee	356,913	3,744,377	1				4,101,291
181	Northside T.I.D – USD1 B/C North		4,772,121		2,152,559		652,589	7,577,269
182	Southside T.I.D – USD1 A		950,000		567,571		1,705,545	3,223,116
184	Jacksonville Beach T.I.D					5,277,815		5,277,815
185	JIA Area Redevelopment T.I.D		350,000		1,704,628		4,059,866	6,114,494
186	Soutel/Moncrief T.I.D						399,570	399,570
191	Jacksonville Children's Commission	2,522,323	763,810	6	354,954	18,926,139		22,567,232
1A1	Community Development					75,000	121,220	196,220
1D1	Huguenot Park	397,849	225,516	2			119,569	742,936
1D2	Kathryn A. Hanna Park	707,332	773,971	2			223,935	1,705,240
1D4	Metropolitan Park Maintenance						125,000	125,000
1D8	Florida Boater Improvement Program		160,000					160,000
1DA	Cecil Field Commerce Center	566,072	938,495	2				1,504,569
1F4	Beach Erosion – Local		0				200,000	200,000
1H2	Animal Care and Protective Services	85,542	660,636	(2,545)			(310,995)	432,638
1HA	Driver Education Safety Trust Fund					240,000		240,000
1HK	Adult Arcades	161,145	18,177	3			(179,325)	0
1I1	Better Jacksonville Trust Fund				71,363,122			71,363,122
1L2	Code Enforcement Revolving Fund						750,000	750,000
1N1	Housing Services						450,000	450,000
Total Special Revenue Funds		14,305,465	25,531,708	1,362,239	80,457,004	131,593,615	9,326,160	262,576,191

SPECIAL REVENUE FUNDS

REVENUE SOURCES



EXPENDITURES BY CATEGORY



CITY OF JACKSONVILLE, FLORIDA

CONCURRENCY MANAGEMENT SYSTEM

SUBFUND -- 112

	FY 12 Actual	FY 13 Budget	FY 14 Approved	Change From Prior Year	
				Percent	Dollar
REVENUE					
NON-DEPARTMENTAL / FUND LEVEL ACTIVITIES					
Miscellaneous Revenue	74,300	38,519	38,519	0.0%	0
Transfers from Fund Balance	0	213,148	0	-100.0%	-213,148
	<u>74,300</u>	<u>251,667</u>	<u>38,519</u>	<u>-84.7%</u>	<u>-213,148</u>
PLANNING AND DEVELOPMENT					
Charges for Services	551,687	179,024	736,225	311.2%	557,201
	<u>551,687</u>	<u>179,024</u>	<u>736,225</u>	<u>311.2%</u>	<u>557,201</u>
TOTAL REVENUE	625,988	430,691	774,744	79.9%	344,053
EXPENDITURES					
NON-DEPARTMENTAL / FUND LEVEL ACTIVITIES					
Transfers to Other Funds	118,383	59,553	0	-100.0%	-59,553
Cash Carryover	0	0	170,744		170,744
	<u>118,383</u>	<u>59,553</u>	<u>170,744</u>	<u>186.7%</u>	<u>111,191</u>
PLANNING AND DEVELOPMENT					
Salaries	299,883	206,433	312,922	51.6%	106,489
Employer Provided Benefits	99,706	77,573	145,636	87.7%	68,063
Internal Service Charges	153,730	71,112	62,503	-12.1%	-8,609
Other Operating Expenses	5,349	16,017	15,246	-4.8%	-771
Capital Outlay	0	3	1	-66.7%	-2
Supervision Allocation	0	0	20,667		20,667
Indirect Cost	0	0	47,025		47,025
	<u>558,667</u>	<u>371,138</u>	<u>604,000</u>	<u>62.7%</u>	<u>232,862</u>
TOTAL EXPENDITURES	677,050	430,691	774,744	79.9%	344,053

AUTHORIZED POSITION CAP

	FY 13	FY 14	Change
Authorized Positions	4	6	2
Part-Time Hours			

CONCURRENCY MANAGEMENT SYSTEM SUBFUND 112

BACKGROUND

The City of Jacksonville implemented the Concurrency and Mobility Management System Office to ensure the availability of public facilities, except traffic circulation and mass transit, and the adequacy of those facilities at adopted levels of service concurrent with the impacts of development and to provide traffic circulation and mass transit public facilities at the adopted performance standards consistent with the 2030 Mobility Plan. It provides the local structure for administering the state law, Chapter 163, Part II, Florida Statutes.

This purpose is implemented by means of a Concurrency and Mobility Management System (CMMS) which measures the potential impact of a proposed development on the adopted minimum levels of service for all public facilities, except traffic circulation and mass transit, and manages the collection of mobility fees pertaining to traffic circulation and mass transit public facilities consistent with the 2030 Mobility Plan, as established in the 2030 Comprehensive Plan, when an application for a final development order or final development permit is submitted. The CMMS ensures that the adopted levels of service and performance standards are not degraded by the issuance of a final development order, or a final development permit.

REVENUE

Non-Departmental / Fund Level Activities

Transfers from Fund Balance

- A transfer from fund balance is not necessary to support concurrency operations in FY 14, therefore a decrease of \$213,148.

Planning and Development

Charges for Services

- The increase of \$557,201 is attributable to favorable increases of \$545,211 in concurrency management fees and \$11,990 in mobility plan management fees.

EXPENDITURES

Non-Departmental / Fund Level Activities

Transfer to Other Funds

- Previously transfers were made to the General fund to cover salaries for employees whose costs were budgeted in the General Fund, but worked in subfund 112 for part of their time. This is now being done via Supervision Allocation.

Cash Carryover

- The increase of \$170,744 is due to increased funds available for this expenditure.

Planning and Development

Salaries

- The net increase of \$106,489 is primarily due to the transferring of two (2) full time employees from The Planning Department / Community Planning Division in the General Fund to this subfund.

Employer Provided Benefits

- The net increase of \$68,063 is primarily due to an increase of \$44,869 in GEPP pension contribution costs and \$21,467 increase in group hospitalization insurance associated with the transfer of two (2) full time employees from community planning.

Internal Service Charges

- The net decrease of (\$8,609) is primarily due to a reduction of (\$17,575) in building rental (in-house) and an increase of \$10,834 in building cost allocation-Ed Ball. The cost of daily operation and maintenance of public buildings was moved into a new internal fund as part of the FY14 budget and is now allocated to the various users to increase transparency and accountability.

Supervision Allocation

- The increase of \$20,667 is due to the addition of the supervision allocation to account for three (3) individuals who perform a percentage of their work in this subfund.

Indirect cost

- The increase of \$47,025 is due to the indirect cost study done by MAXIMUS Consulting Services, Inc.

AUTHORIZED POSITION CAP

The cap was increased by two (2) full time positions that were transferred from Community Planning Division, in the Planning Department, as part of the budget process.



CITY OF JACKSONVILLE, FLORIDA

FAIR SHARE SPECIFIC PROJECTS

SUBFUND -- 116

	FY 12 Actual	FY 13 Budget	FY 14 Approved	Change From Prior Year	
				Percent	Dollar
REVENUE					
PLANNING AND DEVELOPMENT					
Charges for Services	1,472	0	0		0
Miscellaneous Revenue	149,619	0	0		0
	<u>151,091</u>	<u>0</u>	<u>0</u>		<u>0</u>
PUBLIC WORKS					
Miscellaneous Revenue	944,260	0	991,814		991,814
	<u>944,260</u>	<u>0</u>	<u>991,814</u>		<u>991,814</u>
TOTAL REVENUE	1,095,351	0	991,814		991,814
EXPENDITURES					
PUBLIC WORKS					
Capital Outlay	354,136	0	991,814		991,814
	<u>354,136</u>	<u>0</u>	<u>991,814</u>		<u>991,814</u>
TOTAL EXPENDITURES	354,136	0	991,814		991,814

AUTHORIZED POSITION CAP

	FY 13	FY 14	Change
Authorized Positions			
Part-Time Hours			

**FAIR SHARE SPECIFIC PROJECTS
SUBFUND 116**

BACKGROUND

Funds received pursuant to fair share assessment contracts are collected and deposited to fund infrastructure improvements needed to meet level of service requirements. Funds are utilized in accordance to Section 111.530 and 111.535 of the Ordinance Code.

REVENUE

Miscellaneous Revenue

- The increase of \$991,884 is due to the appropriation of previous investment earnings in this all years subfund.

EXPENDITURES

Capital Outlay

- The budgeted amount of \$991,814 includes funding for three capital improvement projects named below. They are fully described in the capital projects section of this book:
 - \$632,479 for Sidewalk/Curb Construction and Repair.
 - \$267,521 for the Bicycle Master Plan.
 - \$91,814 for the Duval Road Improvements between Airport Center and Main Street.

AUTHORIZED POSITION CAP

There are no authorized positions in this subfund.

CITY OF JACKSONVILLE, FLORIDA

AIR POLLUTION TAG FEE

SUBFUND -- 121

	FY 12 Actual	FY 13 Budget	FY 14 Approved	Change From Prior Year	
				Percent	Dollar
REVENUE					
NEIGHBORHOODS					
State Shared Revenue	592,586	595,000	605,302	1.7%	10,302
	<u>592,586</u>	<u>595,000</u>	<u>605,302</u>	<u>1.7%</u>	<u>10,302</u>
NON-DEPARTMENTAL / FUND LEVEL ACTIVITIES					
Miscellaneous Revenue	24,847	13,486	10,583	-21.5%	-2,903
Transfers from Fund Balance	0	22,179	18,345	-17.3%	-3,834
	<u>24,847</u>	<u>35,665</u>	<u>28,928</u>	<u>-18.9%</u>	<u>-6,737</u>
TOTAL REVENUE	617,432	630,665	634,230	0.6%	3,565
EXPENDITURES					
NEIGHBORHOODS					
Salaries	356,817	361,569	366,250	1.3%	4,681
Employer Provided Benefits	138,773	150,489	170,636	13.4%	20,147
Internal Service Charges	18,917	23,109	30,086	30.2%	6,977
Other Operating Expenses	15,015	28,700	20,526	-28.5%	-8,174
Capital Outlay	33,262	29,128	9,980	-65.7%	-19,148
Indirect Cost	37,670	37,670	36,752	-2.4%	-918
	<u>600,454</u>	<u>630,665</u>	<u>634,230</u>	<u>0.6%</u>	<u>3,565</u>
TOTAL EXPENDITURES	600,454	630,665	634,230	0.6%	3,565

AUTHORIZED POSITION CAP

	FY 13	FY 14	Change
Authorized Positions	7	7	
Part-Time Hours			

**AIR POLLUTION TAG FEE
SUBFUND 121**

BACKGROUND

Ordinance 2008-0513 grants the authority for the Air Pollution Tag fee, within the Environmental Quality Division, to be assessed in order to support activities which ensure compliance with the National Ambient Air Quality Standards. Activities include but are not limited to permit compliance, inspection of air pollution sources, and citizen complaints.

REVENUE

State Shared Revenue

- The increase of \$10,302 is due to higher revenue from auto license air pollution control fees.

Miscellaneous Revenue

- The decrease of \$2,903 is attributable to a lower assumption on investment pool earnings.

Transfers from Fund Balance

- The decrease of \$3,834 is due to a decreased fund balance appropriation for FY 14.

EXPENDITURES

Salaries

- The increase of \$4,681 is mainly due to an increase of \$5,830 in leave rollback / sellback. This is slightly offset by \$749 decrease in special pay – pensionable.

Employer Provided Benefits

- The increase of \$20,147 is mainly due to an increase of \$26,389 in pension contribution. This was partially offset by a decrease of \$6,533 in workers compensation insurance.

Internal Service Charges

- The increase of \$6,977 is mainly due to an increase of \$8,476 in ITD charges. These were somewhat offset by a decrease of \$1,504 in fleet charges.

Other Operating Expenses

- The decrease of \$8,174 is mainly due to reductions of \$5,250 in other rent and \$1,701 in miscellaneous service and charges.

Capital Outlay

- The decrease of \$19,148 is due to a reduction in the purchasing of other heavy equipment for FY 14.

AUTHORIZED POSITION CAP

There were no changes to the employee cap.

CITY OF JACKSONVILLE, FLORIDA

AIR POLLUTION EPA

SUBFUND -- 127

	FY 12 Actual	FY 13 Budget	FY 14 Approved	Change From Prior Year	
				Percent	Dollar
REVENUE					
NEIGHBORHOODS					
Intergovernmental Revenue	913,605	531,521	531,521	0.0%	0
Other Sources	0	0	0		0
	<u>913,605</u>	<u>531,521</u>	<u>531,521</u>	<u>0.0%</u>	<u>0</u>
NON-DEPARTMENTAL / FUND LEVEL ACTIVITIES					
Miscellaneous Revenue	23,479	15,059	9,621	-36.1%	-5,438
Transfers From Other Funds	424,266	421,860	424,269	0.6%	2,409
	<u>447,745</u>	<u>436,919</u>	<u>433,890</u>	<u>-0.7%</u>	<u>-3,029</u>
TOTAL REVENUE	1,361,349	968,440	965,411	-0.3%	-3,029

EXPENDITURES

NEIGHBORHOODS					
Salaries	494,799	604,630	605,857	0.2%	1,227
Employer Provided Benefits	173,519	233,535	284,451	21.8%	50,916
Internal Service Charges	45,218	41,260	40,487	-1.9%	-773
Other Operating Expenses	35,610	39,257	27,539	-29.8%	-11,718
Indirect Cost	49,758	49,758	49,758	0.0%	0
Payment to Fiscal Agents	0	0	0		0
	<u>798,904</u>	<u>968,440</u>	<u>1,008,092</u>	<u>4.1%</u>	<u>39,652</u>
NON-DEPARTMENTAL / FUND LEVEL ACTIVITIES					
Cash Carryover	0	0	-42,681		-42,681
	<u>0</u>	<u>0</u>	<u>-42,681</u>		<u>-42,681</u>
TOTAL EXPENDITURES	798,904	968,440	965,411	-0.3%	-3,029

AUTHORIZED POSITION CAP

	FY 13	FY 14	Change
Authorized Positions	13	13	0
Part-Time Hours			

**AIR POLLUTION EPA
SUBFUND 127**

BACKGROUND

The Clean Air Act of 1970 allows for the Air Pollution EPA grant, within the Environmental Quality Division, to help support activities to ensure compliance with Federal and State Air Quality Standards. Activities include but are not limited to permit compliance, ambient air monitoring, and citizen complaints.

REVENUE

Miscellaneous Revenue

- The decrease of \$5,438 is due to lower investment pool earnings.

Transfers from Other Funds

- The increase of \$2,409 is due to the contribution from the General Fund in FY 14.

EXPENDITURES

Salaries

- The increase of \$1,227 is due to increases of \$8,560 in permanent and probationary salaries. This was partially offset by a decrease of \$5,357 in leave rollback/sellback, \$997 in overtime salaries, and \$979 in special pay – pensionable.

Employer Provided Benefits

- The increase of \$50,916 is mainly due to increases of \$46,389 in pension contributions and \$14,146 in group hospitalization insurance. These were slightly offset by a decrease of \$9,307 in workers compensation.

Internal Service Charges

- The decrease of \$773 is mainly due to the net decrease of \$1,195 in fleet, a net increase of \$767 in ITD related charges, and a \$500 increase in for building maintenance – citywide.

Other Operating Expenses

- The decrease of \$11,718 is mainly due to decreases of \$5,000 in repair and maintenance supplies, \$3,000 in repairs and maintenance, and \$2,874 in other operating supplies.

Cash Carryover

- The decrease of \$42,681 is to correct a budgeting error for all-years subfunds may not have a cash carryover.

AUTHORIZED POSITION CAP

There were no changes to the employee cap.

CITY OF JACKSONVILLE, FLORIDA

AMBIENT AIR MONITORING

SUBFUND -- 128

	FY 12 Actual	FY 13 Budget	FY 14 Approved	Change From Prior Year Percent	Change From Prior Year Dollar
REVENUE					
NEIGHBORHOODS					
Intergovernmental Revenue	50,428	13,604	13,605	0.0%	1
	50,428	13,604	13,605	0.0%	1
NON-DEPARTMENTAL / FUND LEVEL ACTIVITIES					
Miscellaneous Revenue	11,335	5,862	5,648	-3.7%	-214
	11,335	5,862	5,648	-3.7%	-214
TOTAL REVENUE	61,763	19,466	19,253	-1.1%	-213
EXPENDITURES					
NEIGHBORHOODS					
Other Operating Expenses	2,170	13,604	19,253	41.5%	5,649
	2,170	13,604	19,253	41.5%	5,649
NON-DEPARTMENTAL / FUND LEVEL ACTIVITIES					
Cash Carryover	0	5,862	0	-100.0%	-5,862
	0	5,862	0	-100.0%	-5,862
TOTAL EXPENDITURES	2,170	19,466	19,253	-1.1%	-213
AUTHORIZED POSITION CAP					
		FY 13	FY 14	Change	

Authorized Positions
Part-Time Hours

**AMBIENT AIR MONITORING
SUBFUND 128**

BACKGROUND

The Environmental Quality Division is mandated by the U.S. Department of Environmental Protection to monitor air quality in Duval County and observe progress whenever possible.

REVENUE

Miscellaneous Revenue

- The decrease of \$214 is due to a reduction in investment pool earnings.

EXPENDITURES

Other Operating Expenses

- The increase of \$5,649 is due to increased revenue mainly from investment pool earnings available for expenditure.

Cash Carryover

- The decrease of \$5,862 is due to the movement of investment pool earnings available for expenditure.

AUTHORIZED POSITION CAP

There are no positions associated with this sub fund.

CITY OF JACKSONVILLE, FLORIDA

TOURIST DEVELOPMENT COUNCIL

SUBFUND -- 132

	FY 12 Actual	FY 13 Budget	FY 14 Approved	Change From Prior Year	
				Percent	Dollar
REVENUE					
CITY COUNCIL					
Taxes	5,021,743	5,142,095	5,334,415	3.7%	192,320
	<u>5,021,743</u>	<u>5,142,095</u>	<u>5,334,415</u>	<u>3.7%</u>	<u>192,320</u>
NON-DEPARTMENTAL / FUND LEVEL ACTIVITIES					
Miscellaneous Revenue	156,148	58,500	41,333	-29.3%	-17,167
Transfers from Fund Balance	1,150,612	1,499,827	2,400,000	60.0%	900,173
	<u>1,306,760</u>	<u>1,558,327</u>	<u>2,441,333</u>	<u>56.7%</u>	<u>883,006</u>
TOTAL REVENUE	6,328,504	6,700,422	7,775,748	16.0%	1,075,326
EXPENDITURES					
CITY COUNCIL					
Salaries	58,591	58,271	58,271	0.0%	0
Employer Provided Benefits	19,636	21,004	29,724	41.5%	8,720
Internal Service Charges	576	7,712	3,659	-52.6%	-4,053
Other Operating Expenses	5,067,991	6,613,435	7,683,359	16.2%	1,069,924
Indirect Cost	0	0	735		735
	<u>5,146,795</u>	<u>6,700,422</u>	<u>7,775,748</u>	<u>16.0%</u>	<u>1,075,326</u>
TOTAL EXPENDITURES	5,146,795	6,700,422	7,775,748	16.0%	1,075,326
AUTHORIZED POSITION CAP					
		FY 13	FY 14	Change	
Authorized Positions		1	1		
Part-Time Hours					

**TOURIST DEVELOPMENT COUNCIL
SUBFUND 132**

BACKGROUND

This fund accounts for the first two cent tax levy on lodging. The Tax Collector collects the Tourist Development Tax and remits it to the City for administration by the Duval Tourist Development Council (TDC).

REVENUE

Taxes

- This represents the anticipated two cent tax levy on lodging for FY 14.

Miscellaneous Revenue

- Is made up of anticipated interest earnings for FY 14 which are expected to decrease due to lower investment returns.

Transfers From Fund Balance

- This amount represents the prior year fund balance that is necessary to balance up the fund.

EXPENDITURES

Employer Benefits

- The net increase is being driven by increased pension and health insurance costs for the one employee in this activity.

Internal Service Charges

- The net decrease is being driven by reduced General Counsel – Legal costs.

Other Operating Expenses

- The net increase is due mainly to increased funding in trust fund authorized expenditures of \$870,399.

Indirect Costs

- This represents an indirect cost allocation calculated as part of a study performed by Maximus Consulting Services, Inc.

AUTHORIZED POSITION CAP

There are no changes to the overall employee cap.

CITY OF JACKSONVILLE, FLORIDA

STREETS & HIGHWAYS 5-YEAR ROAD PROGRAM

SUBFUND -- 141

	FY 12 Actual	FY 13 Budget	FY 14 Approved	Change From Prior Year	
				Percent	Dollar
REVENUE					
NON-DEPARTMENTAL / FUND LEVEL ACTIVITIES					
State Shared Revenue	6,619,669	6,600,948	6,591,572	-0.1%	-9,376
Miscellaneous Revenue	670,998	356,789	214,289	-39.9%	-142,500
	<u>7,290,667</u>	<u>6,957,737</u>	<u>6,805,861</u>	<u>-2.2%</u>	<u>-151,876</u>
TOTAL REVENUE	7,290,667	6,957,737	6,805,861	-2.2%	-151,876
EXPENDITURES					
NON-DEPARTMENTAL / FUND LEVEL ACTIVITIES					
Grants, Aids & Contributions	6,488,910	6,600,948	6,591,572	-0.1%	-9,376
	<u>6,488,910</u>	<u>6,600,948</u>	<u>6,591,572</u>	<u>-0.1%</u>	<u>-9,376</u>
PUBLIC WORKS					
Capital Outlay	383,675	356,789	214,289	-39.9%	-142,500
	<u>383,675</u>	<u>356,789</u>	<u>214,289</u>	<u>-39.9%</u>	<u>-142,500</u>
TOTAL EXPENDITURES	6,872,585	6,957,737	6,805,861	-2.2%	-151,876

AUTHORIZED POSITION CAP

	FY 13	FY 14	Change
Authorized Positions			
Part-Time Hours			

**STREETS AND HIGHWAYS 5-YEAR ROAD PROGRAM
SUBFUND 141**

BACKGROUND

Funding budgeted in the Streets and Highways 5-Year Road Program is used for major road and drainage projects and debt service in accordance with the Better Jacksonville Plan and the interlocal agreement, as amended, between the City and the Jacksonville Transportation Authority (JTA).

REVENUE

State Shared Revenue

- The budgeted amount of \$6,551,376 represents 80% of the 5th and 6th Cent Gas Tax revenues. The decrease of \$49,572 is due a lower assumption on gasoline consumption.

Miscellaneous Revenue

- The decrease of \$142,500 is due to a contraction in investment pool earnings.

EXPENDITURES

Grants, Aids & Contributions

- This is a pass through for the Intergovernmental Revenue based upon 80% of the 5th and 6th Cent Gas tax revenues. The reduction of \$49,572 is concurrent with the decrease in gasoline consumption revenues.

Capital Outlay

- The reduction of \$142,500 is concurrent with the decrease in investment pool earnings.

AUTHORIZED POSITION CAP

There are no authorized positions in this subfund.

CITY OF JACKSONVILLE, FLORIDA

LOCAL OPTION 1/2 CENT TRANSPORTATION

SUBFUND -- 142

	FY 12 Actual	FY 13 Budget	FY 14 Approved	Change From Prior Year	
				Percent	Dollar
REVENUE					
NON-DEPARTMENTAL / FUND LEVEL ACTIVITIES					
Taxes	66,649,848	67,400,720	71,460,865	6.0%	4,060,145
Miscellaneous Revenue	91,728	0	0		0
	<u>66,741,576</u>	<u>67,400,720</u>	<u>71,460,865</u>	<u>6.0%</u>	<u>4,060,145</u>
TOTAL REVENUE	66,741,576	67,400,720	71,460,865	6.0%	4,060,145
EXPENDITURES					
NON-DEPARTMENTAL / FUND LEVEL ACTIVITIES					
Grants, Aids & Contributions	66,338,564	67,400,720	71,460,865	6.0%	4,060,145
	<u>66,338,564</u>	<u>67,400,720</u>	<u>71,460,865</u>	<u>6.0%</u>	<u>4,060,145</u>
TOTAL EXPENDITURES	66,338,564	67,400,720	71,460,865	6.0%	4,060,145

AUTHORIZED POSITION CAP

FY 13 FY 14 Change

Authorized Positions
Part-Time Hours

**LOCAL OPTION ½ CENT TRANSPORTATION
SUBFUND 142**

BACKGROUND

The local option half-cent sales tax for transportation was approved by referendum in 1988. The sales tax is first used to make all debt service payments due on Transportation Sales Tax Revenue bonds and then is distributed pursuant to the terms and conditions of the interlocal agreement, as amended, between the City and the Jacksonville Transportation Authority (JTA). The funding provides for the construction and maintenance of the City's roads and bridges as well as the operation and maintenance of the City's mass transit system.

REVENUE

Taxes

- The increase of \$4,060,145 is due to a higher assumption on the local option half-cent sales tax revenue.

EXPENDITURES

Grants Aids & Contributions

- The local option half-cent sales tax for transportation is a pass-through to the JTA. The funding will be used to make debt service payments and support mass transit operations. The increase of \$4,060,145 is concurrent with the increased local option half-cent sales tax revenue.

AUTHORIZED POSITION CAP

There are no authorized positions in this subfund.

CITY OF JACKSONVILLE, FLORIDA

LOCAL OPTION GAS TAX

SUBFUND -- 143

	FY 12 Actual	FY 13 Budget	FY 14 Approved	Change From Prior Year	
				Percent	Dollar
REVENUE					
NON-DEPARTMENTAL / FUND LEVEL ACTIVITIES					
Taxes	27,585,138	28,032,136	28,620,000	2.1%	587,864
Miscellaneous Revenue	19,572	0	0		0
	<u>27,604,710</u>	<u>28,032,136</u>	<u>28,620,000</u>	<u>2.1%</u>	<u>587,864</u>
TOTAL REVENUE	27,604,710	28,032,136	28,620,000	2.1%	587,864
EXPENDITURES					
PUBLIC WORKS					
Grants, Aids & Contributions	27,332,957	28,032,136	28,620,000	2.1%	587,864
	<u>27,332,957</u>	<u>28,032,136</u>	<u>28,620,000</u>	<u>2.1%</u>	<u>587,864</u>
TOTAL EXPENDITURES	27,332,957	28,032,136	28,620,000	2.1%	587,864

AUTHORIZED POSITION CAP

FY 13 FY 14 Change

Authorized Positions
Part-Time Hours

**LOCAL OPTION GAS TAX
SUBFUND 143**

BACKGROUND

The Local Option Gas Tax is the City's share of the Six-Cent Local Option Gas Tax collected from gasoline sales in Duval County. In accordance with the Better Jacksonville Plan, and the Interlocal Agreement between the City and the Jacksonville Transportation Authority (JTA), as amended, the gas tax revenue recorded in this subfund will be transferred to JTA as a mass-transit subsidy.

REVENUE

Taxes

- The increase of \$587,864 is due to a higher assumption on the local option six-cent gas tax revenue.

EXPENDITURES

Grants Aids & Contributions

- These funds are strictly a pass-through to the JTA pursuant to the Interlocal agreement. Eligible uses of funding are: public transportation operations and maintenance, pedestrian safety improvements, drainage projects, street lighting, traffic signs and signals, bridge maintenance and operation, and debt service for transportation capital projects. The increase of \$587,864 is concurrent with the increased local option six-cent gas tax revenue.

AUTHORIZED POSITION CAP

There are no authorized positions in this subfund.

CITY OF JACKSONVILLE, FLORIDA

HAZARDOUS WASTE PROGRAM

SUBFUND -- 154

	FY 12 Actual	FY 13 Budget	FY 14 Approved	Change From Prior Year	
				Percent	Dollar
REVENUE					
NEIGHBORHOODS					
Charges for Services	407,754	443,575	436,975	-1.5%	-6,600
	<u>407,754</u>	<u>443,575</u>	<u>436,975</u>	<u>-1.5%</u>	<u>-6,600</u>
NON-DEPARTMENTAL / FUND LEVEL ACTIVITIES					
Miscellaneous Revenue	20,743	11,683	11,638	-0.4%	-45
Transfers from Fund Balance	0	12,419	0	-100.0%	-12,419
	<u>20,743</u>	<u>24,102</u>	<u>11,638</u>	<u>-51.7%</u>	<u>-12,464</u>
TOTAL REVENUE	428,497	467,677	448,613	-4.1%	-19,064
EXPENDITURES					
NEIGHBORHOODS					
Salaries	113,741	168,394	190,592	13.2%	22,198
Employer Provided Benefits	47,078	73,031	89,491	22.5%	16,460
Internal Service Charges	21,156	19,929	24,605	23.5%	4,676
Other Operating Expenses	14,942	35,082	101,864	190.4%	66,782
Capital Outlay	0	76,146	1	-100.0%	-76,145
Indirect Cost	70,942	95,095	42,060	-55.8%	-53,035
	<u>267,859</u>	<u>467,677</u>	<u>448,613</u>	<u>-4.1%</u>	<u>-19,064</u>
TOTAL EXPENDITURES	267,859	467,677	448,613	-4.1%	-19,064

AUTHORIZED POSITION CAP

	FY 13	FY 14	Change
Authorized Positions	5	5	
Part-Time Hours			

**HAZARDOUS WASTE PROGRAM
SUBFUND 154**

BACKGROUND

The Environmental Quality Division is mandated by Florida Statute 403.7225 to perform hazardous waste assessments within the county. Employees perform hazardous waste verification inspections that include pollution prevention, outreach, and education and compliance assistance activities. They inspect types, amounts and sources of hazardous waste generated by generators and companies.

REVENUE

Charges for Services

- The decrease of \$6,600 is due to a lower revenue assumption for revenue from the hazardous waste fee.

Miscellaneous Revenue

- The decrease of \$45 is due to lower investment pool earnings.

Transfers from Fund Balance

- The decrease of \$12,419 is due to a decreased fund balance appropriation for FY 14.

EXPENDITURES

Salaries

- The increase of \$22,198 is due primarily to the increase in permanent and probationary salaries (\$21,070) and special pay – pensionable (\$1,128).

Employer Provided Benefits

- The increase of \$16,460 is mainly due to an increase of \$18,603 in pension contributions. This was slightly offset by a decrease of \$1,867 in workers compensation insurance.

Internal Service Charges

- The increase of \$4,676 is predominantly due to \$3,684 in copy center and mailroom charges as well as \$1,178 in fleet charges.

Other Operating Expenses

- The increase of \$66,782 is primarily due to increases of \$11,545 in other operating supplies, \$11,366 in miscellaneous services and charges, and \$5,768 in travel expense.

Capital Outlay

- The decrease of \$76,145 is attributable to a decrease in specialized equipment purchases for FY 14.

Indirect Cost

- The decrease of \$53,035 is due to the indirect cost study done by MAXIMUS Consulting Services, Inc.

AUTHORIZED POSITION CAP

There were no changes to the employee cap.

CITY OF JACKSONVILLE, FLORIDA

ALCOHOLIC REHABILITATION PROGRAM

SUBFUND -- 157

	FY 12 Actual	FY 13 Budget	FY 14 Approved	Change From Prior Year	
				Percent	Dollar
REVENUE					
NON-DEPARTMENTAL / FUND LEVEL ACTIVITIES					
Miscellaneous Revenue	7,651	3,886	2,224	-42.8%	-1,662
Transfers From Other Funds	249,281	225,000	225,000	0.0%	0
Transfers from Fund Balance	36,000	0	0		0
	<u>292,932</u>	<u>228,886</u>	<u>227,224</u>	<u>-0.7%</u>	<u>-1,662</u>
SPECIAL SERVICES					
Fines and Forfeits	225,810	206,613	175,000	-15.3%	-31,613
	<u>225,810</u>	<u>206,613</u>	<u>175,000</u>	<u>-15.3%</u>	<u>-31,613</u>
TOTAL REVENUE	518,742	435,499	402,224	-7.6%	-33,275
EXPENDITURES					
SPECIAL SERVICES					
Grants, Aids & Contributions	513,641	435,499	402,224	-7.6%	-33,275
	<u>513,641</u>	<u>435,499</u>	<u>402,224</u>	<u>-7.6%</u>	<u>-33,275</u>
TOTAL EXPENDITURES	513,641	435,499	402,224	-7.6%	-33,275

AUTHORIZED POSITION CAP

	FY 13	FY 14	Change
--	-------	-------	--------

Authorized Positions
Part-Time Hours

**ALCOHOLIC REHABILITATION PROGRAM
SUBFUND 157**

BACKGROUND

Section 111.205 of the Municipal Code created the Special Alcoholic Rehabilitation Trust Fund. Funds are deposited into this trust fund and represent money received by the City as fines imposed for alcohol-related offenses under the Florida Statutes Sections 316.193, 856.011, 860.03 and 860.13. Seventy percent of alcohol-related fines collected by the City are deposited into the trust.

In accordance with Section 111.205 of the Municipal Code, 86% of the 70% of alcohol-related fines collected are to be paid to Gateway Community Services, which offers treatment for both alcohol and drug abuse.

REVENUE

Non-Departmental/Fund Level Activities

Miscellaneous Revenue

- This revenue is comprised of interest earnings.

Transfers From Other Funds

- The General Fund funds the difference between the money deposited into this trust fund and the total appropriation to fund the alcoholic rehabilitation program. There is no change in FY 14.

Special Services

Fines & Forfeits

- The trust receives revenues paid for DUI fines less 30% that is paid to the Police and Fire Pension Fund. Anticipated revenues will decrease by \$31,613.

EXPENDITURES

Grants, Aids and Contributions

- The \$402,224 represents a grant to Gateway Community Services for alcoholic rehabilitation programs. This is a 7.6% decrease from FY 13.

AUTHORIZED POSITION CAP

There are no authorized positions in this subfund.

CITY OF JACKSONVILLE, FLORIDA

BUILDING INSPECTION

SUBFUND -- 159

	FY 12 Actual	FY 13 Budget	FY 14 Approved	Change From Prior Year	
				Percent	Dollar
REVENUE					
FIRE AND RESCUE					
Charges for Services	451,160	441,016	547,053	24.0%	106,037
Fines and Forfeits	1,140	0	0		0
Miscellaneous Revenue	0	6,150	0	-100.0%	-6,150
	<u>452,300</u>	<u>447,166</u>	<u>547,053</u>	<u>22.3%</u>	<u>99,887</u>
NON-DEPARTMENTAL / FUND LEVEL ACTIVITIES					
Miscellaneous Revenue	62,698	26,000	26,000	0.0%	0
	<u>62,698</u>	<u>26,000</u>	<u>26,000</u>	<u>0.0%</u>	<u>0</u>
PLANNING AND DEVELOPMENT					
Charges for Services	9,160,927	8,639,349	10,261,215	18.8%	1,621,866
Fines and Forfeits	74,615	83,940	73,500	-12.4%	-10,440
Miscellaneous Revenue	75,332	88,000	36,900	-58.1%	-51,100
	<u>9,310,874</u>	<u>8,811,289</u>	<u>10,371,615</u>	<u>17.7%</u>	<u>1,560,326</u>
TOTAL REVENUE	9,825,871	9,284,455	10,944,668	17.9%	1,660,213
EXPENDITURES					
FIRE AND RESCUE					
Salaries	252,799	267,809	300,286	12.1%	32,477
Employer Provided Benefits	105,464	149,601	173,396	15.9%	23,795
Internal Service Charges	11,171	24,563	54,383	121.4%	29,820
Other Operating Expenses	3,484	4,200	10,368	146.9%	6,168
Capital Outlay	0	3	1	-66.7%	-2
Indirect Cost	0	0	159,698		159,698
	<u>372,918</u>	<u>446,176</u>	<u>698,132</u>	<u>56.5%</u>	<u>251,956</u>
NON-DEPARTMENTAL / FUND LEVEL ACTIVITIES					
Cash Carryover	0	195,864	0	-100.0%	-195,864
	<u>0</u>	<u>195,864</u>	<u>0</u>	<u>-100.0%</u>	<u>-195,864</u>
PLANNING AND DEVELOPMENT					
Salaries	3,690,656	3,674,949	3,948,758	7.5%	273,809
Employer Provided Benefits	1,445,453	1,546,989	1,838,615	18.9%	291,626
Internal Service Charges	823,843	929,795	1,248,792	34.3%	318,997
Other Operating Expenses	376,036	373,028	393,830	5.6%	20,802
Capital Outlay	0	25	51,010	203940.0%	50,985
Supervision Allocation	0	0	64,682		64,682
Indirect Cost	599,341	612,330	548,515	-10.4%	-63,815
Banking Fund Debt Repayments	770,474	1,505,299	2,152,334	43.0%	647,035
	<u>7,705,803</u>	<u>8,642,415</u>	<u>10,246,536</u>	<u>18.6%</u>	<u>1,604,121</u>
TOTAL EXPENDITURES	8,078,721	9,284,455	10,944,668	17.9%	1,660,213

AUTHORIZED POSITION CAP

	FY 13	FY 14	Change
Authorized Positions	82	89	7
Part-Time Hours			

**BUILDING INSPECTION
SUBFUND 159**

BACKGROUND

The Building Inspection Subfund accounts for the finances of the Building and Inspection Division within the Planning and Development Department and to a lesser degree the finances of the Fire Plans Review Section of the Jacksonville Fire and Rescue Department. The Building Inspection Division is responsible for ensuring that existing and future developments and construction comply with the Florida Building Code and local ordinances. The Division's primary roles are to ensure the safety of buildings and related landscapes by performing inspections and enforcing building, electrical, plumbing, mechanical, and other related city codes. In addition, the Division performs reviews of various permit applications and plans examination.

REVENUE

Fire and Rescue

Charges for Services

- This category includes the FY 14 anticipated fire plans review and re-inspection fees. The turnaround in the construction industry has had a favorable effect on inspection revenues.

Miscellaneous Revenue

- In the past this category included receipts by the tax collector caused by improper posting. This issue has been corrected and the budget removed.

Non-Departmental / Fund Level Activities

Miscellaneous Revenue

- Is made up of anticipated interest earnings for FY 14.

Planning and Development

Charges for Services

- The net increase of \$1,621,866 is primarily due to increases of \$827,000 in building inspections fees, \$335,000 in plumbing inspection fees, \$215,000 in electrical inspection fees, \$129,850 in re-inspection fees, and \$35,000 in mechanical inspection fees.

Fines and Forfeits

- The net decrease of (\$10,440) is primarily due to reductions of (\$10,500) in code violation fees. This is somewhat offset by an increase of \$260 in reactivation/reinstatement fees.

Miscellaneous Revenue

- The net decrease of (\$51,100) is due to a decrease of (\$55,600) in miscellaneous sales and charges. This is offset by an increase of \$4,500 in sale of books, maps & regulations fees.

EXPENDITURES

Fire and Rescue

Salaries

- The net increase is being driven primarily by increased anticipated special assignment pay and overtime.

Employer Provided Benefits

- The net increase is being driven by increased Police & Fire Pension costs and the net workers compensation allocation related to heart hypertension.

Internal Service Charges

- The net increase is being driven by a \$14,130 increase in Fleet vehicle rental costs and the addition of new building cost allocation(s) totaling \$11,204. The cost of daily operation and

maintenance of public buildings was moved into a new internal service fund as part of the FY14 budget and is now allocated to the various users to increase transparency and accountability.

Other Operating Expenses

- The net increase is being driven primarily by increases in other operating supplies (\$3,350) and employee training (\$1,684).

Indirect Cost

- This represents an indirect cost allocation calculated as part of a study performed by Maximus Consulting Services, Inc. This area has been added to the allocation pool for Fire Administration in the FY 14 indirect cost study.

Non-Departmental / Fund Level Activities

Cash Carryover

- No cash carryover amount has been budgeted in FY 14, instead the anticipated excess revenue over expenditures has been applied to paying down existing banking fund debt as seen below in the Banking Fund Debt Repayment detail. Several enhancements have been added to help the activity deal with the increased workload and increasing customer needs.

Planning and Development

Salaries

- The net increase of \$273,809 is primarily due to increases of \$265,934 in permanent and probationary salaries; \$7,000 salaries overtime charges, and \$6,984 in special pay - pensionable. These were slightly offset by a decrease of (\$6,109) in leave rollback/sellback charges.

Employer Provided Benefits

- The net increase of \$291,626 is primarily due to increases of \$285,484 in GEPP pension contribution and \$66,593 group hospitalization insurance premiums. These were slightly offset by a decrease of (\$68,671) in workers compensation insurance premiums.

Internal Service Charges

- The net increase of \$318,997 is primarily due to increases of \$200,000 in computer systems maintenance allocation to pay for BID system improvements and an increase of \$171,553 in building cost allocation. These were offset by a decrease of (\$78,218) in building rental (in-house). The cost of daily operation and maintenance of public buildings was moved into a new internal fund as part of the FY 14 budget and is now allocated to the various users to increase transparency and accountability.

Other Operating Expenses

- The net increase of \$20,802 is primarily due to increases of \$16,800 in other operating supplies and \$2,050 in travel expenses. These were offset by a decrease of (\$1,018) in dues, subscriptions, & membership fees.

Capital Outlay

- The net increase of \$50,985 is primarily due to increases of \$19,993 in computer equipment & software, and \$30,993 in specialized equipment.

Supervision Allocation

- The increase of \$64,682 is to account for time spent by individuals in the director's office general fund in activities relating to sf159.

Indirect Costs

- This represents an indirect cost allocation calculated as part of a study performed by Maximus Consulting Services, Inc.

CITY OF JACKSONVILLE, FLORIDA

Banking Fund Debt Repayment

- The table below compares the FY 13 and FY 14 banking fund debt repayment by project. The excess revenue over expenses has been applied to an additional principal payment for the banking fund project below.

Project Title	FY13 Budget		FY14 Approved			Change
	Principal	Interest	FY14 Principal	Additional Principal Payment (a)	Interest	
Building Inspection Capital Repayment (ord 2009-445-E)	1,283,671	221,628	577,090	1,419,571	155,673	647,035

(a) Additional principal payment in added to budget equaling the value of excess revenue over expenses.

AUTHORIZED POSITION CAP

Planning and Development

The overall authorized position cap increased by seven (7) in planning & development due to the transfer of one (1) employee from development services and one (1) employee from community development, both of which came from the Planning Department’s General Fund budget. In addition the department will hire three (3) additional construction trades inspectors and two (2) building plans examiners in order to cover current workload demands increased by a healthier *constructions* market activities.

CITY OF JACKSONVILLE, FLORIDA

DUVAL COUNTY LAW LIBRARY

SUBFUND -- 15B

	FY 12 Actual	FY 13 Budget	FY 14 Approved	Change From Prior Year	
				Percent	Dollar
REVENUE					
COURTS					
Charges for Services	247,965	270,000	250,000	-7.4%	-20,000
Miscellaneous Revenue	15,438	15,823	15,000	-5.2%	-823
	<u>263,403</u>	<u>285,823</u>	<u>265,000</u>	<u>-7.3%</u>	<u>-20,823</u>
TOTAL REVENUE	263,403	285,823	265,000	-7.3%	-20,823
EXPENDITURES					
COURTS					
Salaries	130,454	147,734	148,034	0.2%	300
Employer Provided Benefits	29,004	30,639	32,279	5.4%	1,640
Internal Service Charges	0	0	42		42
Other Operating Expenses	10,262	17,161	15,416	-10.2%	-1,745
Library Materials	114,214	79,335	54,366	-31.5%	-24,969
Indirect Cost	10,056	10,954	14,863	35.7%	3,909
	<u>293,989</u>	<u>285,823</u>	<u>265,000</u>	<u>-7.3%</u>	<u>-20,823</u>
TOTAL EXPENDITURES	293,989	285,823	265,000	-7.3%	-20,823

AUTHORIZED POSITION CAP

	FY 13	FY 14	Change
Authorized Positions	3	3	
Part-Time Hours	1,040	1,040	

**DUVAL COUNTY LAW LIBRARY
SUBFUND 15B**

BACKGROUND

The Duval County Law Library is for all judges, trial court law clerks, attorneys, courthouse personnel, and the general public. As of July 1, 2004, a \$65 fee is imposed pursuant to Florida Statute 939.185 and Ordinance 2004-609 on felony, misdemeanor or criminal traffic offenses of which 25% is used to fund personnel and legal materials for the public as part of a law library.

REVENUE

Charges for Services

- The decrease of \$20,000 is mainly due to lower fee revenues.

Miscellaneous Revenue

- The net decrease of \$823 is mainly due to a decrease of \$6,000 for the coin operated copier that is no longer being used. This is offset somewhat with an increase of \$5,177 in miscellaneous sales and charges.

EXPENDITURES

Salaries

- The slight increase of \$300 is due to an increase in special pay-pensionable.

Employer Provided Benefits

- The net increase of \$1,640 is due primarily to an increase of \$3,451 in group health. This is offset somewhat with a decrease of \$2,064 in workers' compensation.

Internal Service Charges

- The increase of \$42 is for the helpdesk and desktop services.

Other Operating Expenses

- The net decrease of \$1,745 is mainly attributable to decreases of \$816 in installment purchases, \$664 in repairs and maintenance and \$500 in employee training. This is offset somewhat with an increase in office supplies-other.

Library Materials

- The decrease of \$24,969 is attributable to a decrease in library materials.

Indirect Cost

- The allocation for Indirect Costs is supported by the Full Cost Allocation Plan study completed by MAXIMUS Consulting Services, Inc.

AUTHORIZED POSITION CAP

There are no cap changes.

CITY OF JACKSONVILLE, FLORIDA

ANIMAL CARE&PROTECTIVE SERVICES

SUBFUND -- 15D

	FY 12 Actual	FY 13 Budget	FY 14 Approved	Change From Prior Year	
				Percent	Dollar
REVENUE					
NEIGHBORHOODS					
Licenses and Permits	200	0	1,500		1,500
Fines and Forfeits	2,886	3,195	10,500	228.6%	7,305
Miscellaneous Revenue	3,483	1,005	2,500	148.8%	1,495
	<u>6,569</u>	<u>4,200</u>	<u>14,500</u>	<u>245.2%</u>	<u>10,300</u>
TOTAL REVENUE	6,569	4,200	14,500	245.2%	10,300
EXPENDITURES					
NEIGHBORHOODS					
Other Operating Expenses	2,609	4,200	14,500	245.2%	10,300
	<u>2,609</u>	<u>4,200</u>	<u>14,500</u>	<u>245.2%</u>	<u>10,300</u>
TOTAL EXPENDITURES	2,609	4,200	14,500	245.2%	10,300
AUTHORIZED POSITION CAP					
		FY 13	FY 14	Change	

Authorized Positions
Part-Time Hours

**ANIMAL CARE AND PROTECTIVE SERVICES
SUBFUND 15D**

BACKGROUND

Ordinance 2010-527 grants the Animal Care and Protective Services Division authority to oversee the Training and Cruelty Prevention Fund. Revenues are derived from a \$5 surcharge on civil penalties related to animal cruelty ordinances.

REVENUE

Licenses and Permits

- The increase of \$1,500 is from dangerous dog permits.

Fines and Forfeits

- The increase of \$7,305 is primarily due to a higher revenue assumption of \$6,000 for animal care & control civil penalty and an increase of \$1,305 in surcharge for animal cruelty.

Miscellaneous Revenue

- The increase of \$1,495 is due to an increase \$1,495 in fees for classes.

EXPENDITURES

Other Operating Expenses

- The increase of \$10,300 is due to an increase of travel expense \$7,675 and an increase of employee training \$2,625.

AUTHORIZED POSITION CAP

There are no positions in this subfund.

CITY OF JACKSONVILLE, FLORIDA

TREE PROTECTION FUND

SUBFUND -- 15F

	FY 12 Actual	FY 13 Budget	FY 14 Approved	Change From Prior Year	
				Percent	Dollar
REVENUE					
NON-DEPARTMENTAL / FUND LEVEL ACTIVITIES					
Miscellaneous Revenue	716,889	61,667	216,750	251.5%	155,083
Transfers from Fund Balance	27,860	0	0		0
	<u>744,749</u>	<u>61,667</u>	<u>216,750</u>	<u>251.5%</u>	<u>155,083</u>
PUBLIC WORKS					
Charges for Services	230,993	0	0		0
Miscellaneous Revenue	775,309	0	0		0
	<u>1,006,302</u>	<u>0</u>	<u>0</u>		<u>0</u>
TOTAL REVENUE	1,751,052	61,667	216,750	251.5%	155,083
EXPENDITURES					
PUBLIC WORKS					
Other Operating Expenses	858,915	61,667	216,750	251.5%	155,083
	<u>858,915</u>	<u>61,667</u>	<u>216,750</u>	<u>251.5%</u>	<u>155,083</u>
TOTAL EXPENDITURES	858,915	61,667	216,750	251.5%	155,083

AUTHORIZED POSITION CAP

	FY 13	FY 14	Change
--	-------	-------	--------

Authorized Positions
Part-Time Hours

**TREE PROTECTION FUND
SUBFUND 15F**

BACKGROUND

Protected trees are required to be conserved during the clearing of land for development purposes wherever and whenever reasonably possible. To the extent that protected trees are lost or destroyed, the developer mitigates their loss or destruction by planting replacement trees or by paying a monetary contribution to the City of Jacksonville's Tree Protection and Related Expenditures Trust Fund. All monetary contributions are to be used exclusively for the planting or replanting of mitigation trees, and for their maintenance, along the public rights-of-way and on public lands within Duval County. The primary purpose is to mitigate the loss or destruction of protected trees during development.

REVENUES

Miscellaneous Revenue

- The increase of \$155,083 is due to a higher assumption on investment pool earnings.

EXPENDITURES

Other Operating Expenses

- The increase of \$155,083 is due to an expanded tree maintenance schedule for FY 14.

AUTHORIZED POSITION CAP

There are no authorized positions in this subfund.

CITY OF JACKSONVILLE, FLORIDA

VETERINARY SERVICES

SUBFUND -- 15G

	FY 12 Actual	FY 13 Budget	FY 14 Approved	Change From Prior Year	
				Percent	Dollar
REVENUE					
NEIGHBORHOODS					
Charges for Services	131,874	120,000	387	-99.7%	-119,613
Fines and Forfeits	0	0	-12,594		-12,594
Miscellaneous Revenue	0	0	10,402		10,402
Transfers from Fund Balance	0	0	-45,931		-45,931
	<u>131,874</u>	<u>120,000</u>	<u>-47,736</u>	<u>-139.8%</u>	<u>-167,736</u>
NON-DEPARTMENTAL / FUND LEVEL ACTIVITIES					
Miscellaneous Revenue	0	0	-8,682		-8,682
	<u>0</u>	<u>0</u>	<u>-8,682</u>		<u>-8,682</u>
TOTAL REVENUE	131,874	120,000	-56,418	-147.0%	-176,418
EXPENDITURES					
NEIGHBORHOODS					
Salaries	0	0	-41,851		-41,851
Employer Provided Benefits	0	0	-7,626		-7,626
Internal Service Charges	0	0	-14		-14
Other Operating Expenses	55,551	120,000	94,481	-21.3%	-25,519
	<u>55,551</u>	<u>120,000</u>	<u>44,990</u>	<u>-62.5%</u>	<u>-75,010</u>
NON-DEPARTMENTAL / FUND LEVEL ACTIVITIES					
Cash Carryover	0	0	-101,408		-101,408
	<u>0</u>	<u>0</u>	<u>-101,408</u>		<u>-101,408</u>
TOTAL EXPENDITURES	55,551	120,000	-56,418	-147.0%	-176,418

AUTHORIZED POSITION CAP

FY 13 FY 14 Change

Authorized Positions
Part-Time Hours

**VETERINARY SERVICES
SUBFUND 15G**

BACKGROUND

Ordinance 2010-527 grants the Animal Care and Protective Services Division authority to oversee the Veterinary Services Trust Fund. Revenues are derived from animal licenses and permits. This is an all years fund and as such, during the budget process the amounts budgeted may include de-appropriating unused balances in both expense and revenue from the fiscal year just closed (FY 12). The clean-up of an all-years fund, as part of the annual budget, may cause negative totals. The upcoming fiscal year budget needs are netted against the all-years balances to determine the FY 14 proposed "change" to the all-years appropriation.

REVENUE

Charges for Services

- This amount includes \$120,000 of anticipated FY 14 animal licenses & permit revenue as well as the de-appropriation of prior year revenue balances of \$119,613.

Fine and Forfeits

- This amount represents the net de-appropriation of prior year balances of \$12,594.

Miscellaneous Revenue

- This amount represents the net appropriation of prior year balances of \$10,402.

Transfers from Fund Balance

- This amount represents the de-appropriation of a prior year error of \$45,931. All years funds, by definition, do not have fund balance since the balances are not closed at the end of the fiscal year.

EXPENDITURES

Salaries

- This amount represents the net de-appropriation of prior year balances of \$41,851. There are no longer any employees in this subfund.

Employer Provided Benefits

- This amount represents the net de-appropriation of prior year balances of \$7,626. There are no longer any employees in this subfund.

Internal Services

- This amount represents the net de-appropriation of prior year balances of \$14.

Other Operating Expenses

- This amount includes \$133,629 for FY 14 operating expenses as well as a \$39,148 net de-appropriation of prior year expense balances.

Cash Carryover

- This amount represents the de-appropriation of prior year balances of \$101,408.

AUTHORIZED POSITION CAP

There are no authorized positions or part-time hours in this subfund.

CITY OF JACKSONVILLE, FLORIDA

JUVENILE DRUG COURT

SUBFUND -- 15L

	FY 12 Actual	FY 13 Budget	FY 14 Approved	Change From Prior Year	
				Percent	Dollar
REVENUE					
COURTS					
Charges for Services	247,965	270,000	22,174	-91.8%	-247,826
	247,965	270,000	22,174	-91.8%	-247,826
NON-DEPARTMENTAL / FUND LEVEL ACTIVITIES					
Miscellaneous Revenue	22,951	10,989	73,992	573.3%	63,003
	22,951	10,989	73,992	573.3%	63,003
TOTAL REVENUE	270,916	280,989	96,166	-65.8%	-184,823
EXPENDITURES					
COURTS					
Salaries	48,267	165,930	208,664	25.8%	42,734
Employer Provided Benefits	33,501	69,121	115,328	66.8%	46,207
Internal Service Charges	-298	5,695	5,446	-4.4%	-249
Other Operating Expenses	97,715	123,658	-233,272	-288.6%	-356,930
	179,186	364,404	96,166	-73.6%	-268,238
NON-DEPARTMENTAL / FUND LEVEL ACTIVITIES					
Cash Carryover	0	-83,415	0	-100.0%	83,415
	0	-83,415	0	-100.0%	83,415
TOTAL EXPENDITURES	179,186	280,989	96,166	-65.8%	-184,823

AUTHORIZED POSITION CAP

	FY 13	FY 14	Change
Authorized Positions	4	5	1
Part-Time Hours			

**JUVENILE DRUG COURT
SUBFUND 15L**

BACKGROUND

As of July 1, 2004, a \$65 fee is imposed pursuant to Florida Statute 939.185 and Ordinance 2004-609 on felony, misdemeanor, or criminal traffic offenses of which 25% is used to fund juvenile assessment and other juvenile alternative programs.

REVENUE

Charges for Services

- The decrease of \$247,826 is due to an adjustment to an all years subfund.

Miscellaneous Revenue

- The increase of \$63,003 is the result of higher investment earnings.

EXPENDITURES

Salaries

- The increase of \$42,734 is primarily due to a transfer of one (1) position from Judicial Support.

Employer Provider Benefits

- The net increase of \$46,207 is primarily attributable to increases of \$40,847 in pension and \$6,640 in group health insurance.

Internal Service Charges

- The net decrease of \$249 is mainly attributable to a decrease in ITD charges.

Other Operating Expenses

- The net decrease of \$356,930 is mainly due to an adjustment to contractual services in the all years subfund balance.

Cash Carryover

- In Jacksonville Citywide Activities, cash carryover is not budgeted. This leaves a positive change in comparing to FY 13.

AUTHORIZED POSITION CAP

The employee cap was increased by one (1) position transferred from Judicial Support.

CITY OF JACKSONVILLE, FLORIDA

COURT INNOVATIONS-JUDICIAL SUPPORT

SUBFUND -- 15Q

	FY 12 Actual	FY 13 Budget	FY 14 Approved	Change From Prior Year Percent	Dollar
REVENUE					
COURTS					
Charges for Services	247,965	270,000	74,992	-72.2%	-195,008
	247,965	270,000	74,992	-72.2%	-195,008
NON-DEPARTMENTAL / FUND LEVEL ACTIVITIES					
Miscellaneous Revenue	-105	0	0		0
	-105	0	0		0
TOTAL REVENUE	247,860	270,000	74,992	-72.2%	-195,008
EXPENDITURES					
COURTS					
Salaries	163,910	171,080	77,100	-54.9%	-93,980
Employer Provided Benefits	47,108	44,176	32,711	-26.0%	-11,465
Internal Service Charges	0	0	17,846		17,846
Other Operating Expenses	84,774	54,744	-52,665	-196.2%	-107,409
	295,792	270,000	74,992	-72.2%	-195,008
TOTAL EXPENDITURES	295,792	270,000	74,992	-72.2%	-195,008

AUTHORIZED POSITION CAP

	FY 13	FY 14	Change
Authorized Positions	3	2	-1
Part-Time Hours	1,250	1,250	

**COURT INNOVATIONS - JUDICIAL SUPPORT
SUBFUND 15Q**

BACKGROUND

As of July 1, 2004, a \$65 fee is imposed pursuant to Florida Statute 939.185 and Ordinance 2004-609-E on felony, misdemeanor, or criminal traffic offenses of which 25% is used for Court Innovations which funds Judicial Support. This revenue is the result of the revision to Article 5 of the State Constitution.

REVENUE

Charges for Services

- The decrease of \$195,008 is due to an adjustment to an all years subfund.

EXPENDITURES

Salaries

- The decrease of \$93,980 is mainly attributable to the transfer of one (1) position to subfund 15L (Juvenile Drug Court).

Employer Provided Benefits

- The net decrease of \$11,465 is mainly the result of decreases in pension costs of \$7,428, payroll taxes of \$2,170 and medicare tax of \$1,364. This is offset somewhat with an increase in group health insurance.

Internal Services Charges

- The net increase of \$17,846 is the result of increases in telephone of \$11,849, copy center of \$5,153 and mailroom charge of \$1,632. This is offset somewhat with a decrease in ITD of \$838.

Other Operating Expenses

- The net decrease of \$107,409 is primarily the result of an adjustment to professional and contractual services in an all year's subfund.

AUTHORIZED POSITION CAP

The cap was reduced by one (1) position. This position was transferred to juvenile drug court.

CITY OF JACKSONVILLE, FLORIDA

LEGAL AID

SUBFUND -- 15R

	FY 12 Actual	FY 13 Budget	FY 14 Approved	Change From Prior Year	
				Percent	Dollar
REVENUE					
NON-DEPARTMENTAL / FUND LEVEL ACTIVITIES					
Miscellaneous Revenue	-5,989	0	0		0
	<u>-5,989</u>	<u>0</u>	<u>0</u>		<u>0</u>
SPECIAL SERVICES					
Charges for Services	248,080	270,000	250,000	-7.4%	-20,000
	<u>248,080</u>	<u>270,000</u>	<u>250,000</u>	<u>-7.4%</u>	<u>-20,000</u>
TOTAL REVENUE	242,091	270,000	250,000	-7.4%	-20,000
EXPENDITURES					
SPECIAL SERVICES					
Other Operating Expenses	232,210	270,000	250,000	-7.4%	-20,000
	<u>232,210</u>	<u>270,000</u>	<u>250,000</u>	<u>-7.4%</u>	<u>-20,000</u>
TOTAL EXPENDITURES	232,210	270,000	250,000	-7.4%	-20,000

AUTHORIZED POSITION CAP

FY 13 FY 14 Change

Authorized Positions
Part-Time Hours

**LEGAL AID
SUBFUND 15R**

BACKGROUND

These funds are to be used to support Jacksonville Area Legal Aid, which provides services that support access of the poor and indigent to the legal system. As of July 1, 2004, a \$65 fee is imposed pursuant to Florida Statute 939.185 and Ordinance 2004-609-E on felony, misdemeanor or criminal traffic offenses, of which 25% is used to support Legal Aid.

REVENUE

Charges for Services

- Fees are expected to decrease by \$20,000 in FY 14.

EXPENDITURES

Other Operating Expenses

- Authorized trust fund expenditures will decrease by \$20,000 in FY 14.

AUTHORIZED POSITION CAP

There are no authorized positions in this subfund.

CITY OF JACKSONVILLE, FLORIDA

COURT COST COURTHOUSE TRUST (111.380)

SUBFUND -- 15T

	FY 12 Actual	FY 13 Budget	FY 14 Approved	Change From Prior Year Percent	Dollar
REVENUE					
COURTS					
Charges for Services	2,569,646	2,207,118	2,393,437	8.4%	186,319
	2,569,646	2,207,118	2,393,437	8.4%	186,319
NON-DEPARTMENTAL / FUND LEVEL ACTIVITIES					
Miscellaneous Revenue	68,285	98,712	6,928	-93.0%	-91,784
Transfers From Other Funds	0	94,408	0	-100.0%	-94,408
	68,285	193,120	6,928	-96.4%	-186,192
TOTAL REVENUE	2,637,931	2,400,238	2,400,365	0.0%	127
EXPENDITURES					
COURTS					
Internal Service Charges	128,478	0	238,529		238,529
Other Operating Expenses	82,429	298,962	0	-100.0%	-298,962
	210,907	298,962	238,529	-20.2%	-60,433
NON-DEPARTMENTAL / FUND LEVEL ACTIVITIES					
Debt Service	1,923,568	762,764	2,161,836	183.4%	1,399,072
Cash Carryover	0	-62,826	0	-100.0%	62,826
	1,923,568	699,938	2,161,836	208.9%	1,461,898
PUBLIC WORKS					
Internal Service Charges	0	-8,807	0	-100.0%	8,807
Other Operating Expenses	715,798	1,046,071	0	-100.0%	-1,046,071
Capital Outlay	0	1	0	-100.0%	-1
	715,798	1,037,265	0	-100.0%	-1,037,265
STATE ATTORNEY					
Internal Service Charges	286,532	194,456	0	-100.0%	-194,456
Other Operating Expenses	0	169,617	0	-100.0%	-169,617
	286,532	364,073	0	-100.0%	-364,073
TOTAL EXPENDITURES	3,136,805	2,400,238	2,400,365	0.0%	127

AUTHORIZED POSITION CAP

	FY 13	FY 14	Change
--	-------	-------	--------

Authorized Positions
Part-Time Hours

**COURT COST COURTHOUSE TRUST (F.S. 111.380)
SUBFUND 15T**

BACKGROUND

As a result of Ordinance 2010-561, the State Court Facilities Surcharge was increased from \$15 to \$30. The surcharge is levied on non-criminal traffic violations and the criminal violations listed in Section 318.17, Florida Statutes and is to be used exclusively to fund the maintenance and the capital improvements associated with court facilities. The budget for this subfund should have no less than 25% of the total revenues for the fiscal year budgeted. This is an "all years" subfund.

REVENUE

Charges for Services

- This amount reflects that anticipated FY 14 court facilities surcharge revenue as described above.

Miscellaneous Revenue

- This is made up of anticipated interest earnings for FY 14 which are expected to decrease due to lower investment returns.

Transfer from Other Funds

- The transfer from the General Fund – GSD that was done in FY 13 to balance the fund is not necessary in FY 14 and has been removed.

EXPENDITURES

Internal Service Charges

- As part of the FY 14 budget process, the cost of daily operation and maintenance of public buildings was moved into a new internal service fund as part of the FY14 budget and is now allocated to the various users to increase transparency and accountability. The total budget in this category is due to this new allocation.

Other Operating Expenses

- As part of the FY 14 budget process, all costs related to building maintenance, including the Courthouse Complex, have been moved into the Public Works department's budget in a new internal service subfund. Therefore all other budgetary funding, except for debt service, have been removed from this fund.

Debt Service

- This amount represents the FY 14 debt service requirements associated with FY 11 \$38 million Courthouse bond issue. The total is made up of \$248,400 in principal payments and \$1,913,436 in interest payments.

AUTHORIZED POSITION CAP

There are no employees in this subfund.

CITY OF JACKSONVILLE, FLORIDA

RECORDING FEES TECHNOLOGY (111.388)

SUBFUND -- 15U

	FY 12 Actual	FY 13 Budget	FY 14 Approved	Change From Prior Year Percent	Dollar
REVENUE					
COURTS					
Charges for Services	1,151,231	1,050,000	1,575,691	50.1%	525,691
	1,151,231	1,050,000	1,575,691	50.1%	525,691
NON-DEPARTMENTAL / FUND LEVEL ACTIVITIES					
Miscellaneous Revenue	7,094	5,105	9,252	81.2%	4,147
Transfers From Other Funds	1,113,050	861,883	0	-100.0%	-861,883
Transfers from Fund Balance	190,987	0	282,166		282,166
	1,311,131	866,988	291,418	-66.4%	-575,570
TOTAL REVENUE	2,462,362	1,916,988	1,867,109	-2.6%	-49,879
EXPENDITURES					
COURTS					
Internal Service Charges	704,368	659,141	681,458	3.4%	22,317
Other Operating Expenses	57,832	115,673	124,196	7.4%	8,523
	762,200	774,814	805,654	4.0%	30,840
PUBLIC DEFENDER					
Internal Service Charges	73,361	92,449	61,806	-33.1%	-30,643
Other Operating Expenses	299,833	308,732	317,588	2.9%	8,856
Capital Outlay	13,391	0	0		0
	386,585	401,181	379,394	-5.4%	-21,787
STATE ATTORNEY					
Internal Service Charges	906,865	635,984	577,061	-9.3%	-58,923
Other Operating Expenses	162,918	105,009	105,000	0.0%	-9
Capital Outlay	150,689	0	0		0
	1,220,473	740,993	682,061	-8.0%	-58,932
TOTAL EXPENDITURES	2,369,258	1,916,988	1,867,109	-2.6%	-49,879

AUTHORIZED POSITION CAP

FY 13 FY 14 Change

Authorized Positions
Part-Time Hours

**RECORDING FEES TECHNOLOGY (F.S. 111.388)
SUBFUND 15U**

BACKGROUND

This sub-fund receives a \$2 fee by the State pursuant to Article 5. Money collected in this fund is shared between the Courts, Public Defender, and State Attorney based on a written agreement between the three parties.

REVENUE

Courts

Charges for Services

- The increase of \$525,691 is attributable to recording fees.

Non-Departmental / Fund Level Activities

Miscellaneous Revenue

- The increase of \$4,147 is due to higher investment earnings.

Transfer from Other Funds

- The decrease of \$861,883 from the General Fund reflects an increase in revenues as noted above.

Transfer from Fund Balance

- The increase of \$282,166 from fund balance is to cover budgeted expenses in excess of revenues.

EXPENDITURES

Courts

Internal Service Charges

- The net increase of \$22,317 is mostly due to an increase in ITD charges.

Other Operating Expenses

- The net increase of \$8,523 is primarily the result of increases in repairs and maintenance of \$15,839, hardware/software maintenance & licenses of \$8,218 and lease of \$1,740. This is offset somewhat with a decrease in equipment rentals of \$17,274.

Public Defender

Internal Service Charges

- The net decrease of \$30,643 is primarily due to a decrease in ITD charges.

Other Operating Expenses

- The increase of \$8,856 is due to increases in repairs and maintenance of \$5,658, office supplies-printers/copiers of \$2,746, and dues, subscriptions and memberships of \$452.

State Attorney

Internal Service Charges

- The net decrease of \$58,923 is mainly due to a decrease in ITD charges.

AUTHORIZED POSITION CAP

There are no employees in this fund.

CITY OF JACKSONVILLE, FLORIDA

TEEN COURT PROGRAMS TRUST (111.375)

SUBFUND -- 15V

	FY 12 Actual	FY 13 Budget	FY 14 Approved	Change From Prior Year	
				Percent	Dollar
REVENUE					
COURTS					
Fines and Forfeits	298,252	320,000	275,000	-14.1%	-45,000
Miscellaneous Revenue	2,000	0	0		0
	<u>300,252</u>	<u>320,000</u>	<u>275,000</u>	<u>-14.1%</u>	<u>-45,000</u>
NON-DEPARTMENTAL / FUND LEVEL ACTIVITIES					
Fines and Forfeits	162	0	0		0
Miscellaneous Revenue	13,679	3,905	2,037	-47.8%	-1,868
Transfers from Fund Balance	108,775	93,322	56,323	-39.6%	-36,999
	<u>122,616</u>	<u>97,227</u>	<u>58,360</u>	<u>-40.0%</u>	<u>-38,867</u>
TOTAL REVENUE	422,868	417,227	333,360	-20.1%	-83,867
EXPENDITURES					
COURTS					
Salaries	301,545	225,254	213,307	-5.3%	-11,947
Employer Provided Benefits	105,557	89,871	90,821	1.1%	950
Internal Service Charges	21,869	15,135	14,688	-3.0%	-447
Other Operating Expenses	57,864	86,961	14,538	-83.3%	-72,423
Capital Outlay	0	6	6	0.0%	0
	<u>486,836</u>	<u>417,227</u>	<u>333,360</u>	<u>-20.1%</u>	<u>-83,867</u>
TOTAL EXPENDITURES	486,836	417,227	333,360	-20.1%	-83,867

AUTHORIZED POSITION CAP

	FY 13	FY 14	Change
Authorized Positions	6	6	
Part-Time Hours			

**TEEN COURT PROGRAMS TRUST (F.S. 111.375)
SUBFUND 15V**

BACKGROUND

This program provides Duval County youth with an alternative to a conviction record by diverting them into programs where they are subject to peer group involvement as part of the rehabilitation process, and/or exposure to community service work, positive role models, law students, and the judicial system. In addition, a second program the Teen Court Truancy Program has been developed in a truancy reduction effort. As a result of Ordinance 2006-1066, the Teen Court Trust Program and the Teen Court Truancy Program are administered by the Courts.

REVENUE

Fines and Forfeits

- The decrease of \$45,000 is due to lower fine revenues.

Miscellaneous Revenue

- The decrease of \$1,868 is for lower investment earnings.

Transfer from Fund Balance

- The decrease of \$36,999 is a result of a decrease in budgeted expenses.

EXPENDITURES

Salaries

- The net decrease of \$11,947 is mainly the result of a decrease of \$12,566 due to a certain percentage of two employee salaries being allocated to a Department of Health Services Grant.

Employer Provided Benefits

- The net increase of \$950 is primarily attributable to an increase in pension costs of \$2,725. This is offset somewhat with a decrease in group health insurance of \$1,742.

Internal Service Charges

- The net decrease of \$447 is primarily attributable to a decrease in ITD charges.

Other Operating Expenses

- The net decrease of \$72,423 is mainly the result of decreases of \$53,686 in contractual services, \$8,800 in local mileage, \$5,799 in travel, and \$3,300 in office supplies-other.

AUTHORIZED POSITION CAP

There are no employee cap changes.

CITY OF JACKSONVILLE, FLORIDA

LIBRARY CONFERENCE FACILITY TRUST

SUBFUND -- 15W

	FY 12 Actual	FY 13 Budget	FY 14 Approved	Change From Prior Year	
				Percent	Dollar
REVENUE					
NON-DEPARTMENTAL / FUND LEVEL ACTIVITIES					
Miscellaneous Revenue	0	61,068	6,549	-89.3%	-54,519
Transfers from Fund Balance	0	0	-150,000		-150,000
	0	61,068	-143,451	-334.9%	-204,519
PUBLIC LIBRARIES					
Charges for Services	0	0	75		75
Miscellaneous Revenue	206,164	160,000	283,800	77.4%	123,800
	206,164	160,000	283,875	77.4%	123,875
TOTAL REVENUE	206,164	221,068	140,424	-36.5%	-80,644
EXPENDITURES					
PUBLIC LIBRARIES					
Salaries	60,584	124,291	84,290	-32.2%	-40,001
Salary & Benefit Lapse	0	0	2,224		2,224
Employer Provided Benefits	23,122	43,958	38,123	-13.3%	-5,835
Internal Service Charges	1,191	0	-3,209		-3,209
Other Operating Expenses	34,720	47,606	-22,080	-146.4%	-69,686
Library Materials	0	213	0	-100.0%	-213
Capital Outlay	0	5,000	43,300	766.0%	38,300
Cash Carryover	0	0	-2,224		-2,224
	119,617	221,068	140,424	-36.5%	-80,644
TOTAL EXPENDITURES	119,617	221,068	140,424	-36.5%	-80,644

AUTHORIZED POSITION CAP

	FY 13	FY 14	Change
Authorized Positions	3	3	
Part-Time Hours	2,080	2,080	

**LIBRARY CONFERENCE FACILITY TRUST
SUBFUND 15W**

BACKGROUND

The Library Conference Facility Trust was established per Ordinance 2006-237-E. The Main Library charges a fee for the use of the conference facilities in order to cover the cost associated with operating and leasing conference facilities for business, recreational and social purposes. This is an all years fund and as such, during the budget process the amounts budgeted may include de-appropriating unused balances in both expense and revenue from the fiscal year just closed (FY 12). The clean-up of an all years fund, as part of the annual budget, may cause negative totals. The upcoming fiscal year budget needs are netted against the all years balances to determine the FY 14 proposed "change" to the all years appropriation.

REVENUE

Non-Departmental / Fund Level Activities

Miscellaneous Revenue

- The made up of anticipated interest earnings for FY 14. The FY 13 budget amount included appropriating additional all years balances.

Transfers From Fund Balance

- This amount represents the de-appropriation of a prior year error. All years funds, by definition, do not have fund balance since the balances are not closed at the end of the fiscal year.

Public Libraries

Miscellaneous Revenue

- This amount includes \$160,000 of anticipated FY 14 rental of city facilities revenue as well as the appropriation of prior year revenue balances of \$123,800.

EXPENDITURES

Salaries

- This amount includes \$130,531 for FY 14 personnel costs as well as a \$46,241 net de-appropriation of prior year expense balances.

Salary & Benefit Lapse

- This amount represents the de-appropriation of a prior year balance.

Employer Provided Benefits

- This amount includes \$40,040 for FY 14 benefit costs as well as a \$1,917 net de-appropriation of prior year expense balances.

Internal Service Charges

- This amount includes \$36 for FY 14 copy center charges as well as a \$3,245 net de-appropriation of prior year expense balances.

Other Operating Expenses

- This amount includes \$57,391 for FY 14 operating expenses as well as a \$79,471 net de-appropriation of prior year expense balances.

Capital Outlay

- Funding has been included in the budget for FY 14 to replace various furniture and fixture items.

CITY OF JACKSONVILLE, FLORIDA

Cash Carryover

- This amount represents the de-appropriation of a prior year balance.

AUTHORIZED POSITION CAP

There are no changes to the overall employee cap.



CITY OF JACKSONVILLE, FLORIDA

9-1-1 EMERGENCY USER FEE

SUBFUND -- 171

	FY 12 Actual	FY 13 Budget	FY 14 Approved	Change From Prior Year	
				Percent	Dollar
REVENUE					
NON-DEPARTMENTAL / FUND LEVEL ACTIVITIES					
Miscellaneous Revenue	141,578	92,865	58,487	-37.0%	-34,378
Transfers from Fund Balance	0	73,597	0	-100.0%	-73,597
	<u>141,578</u>	<u>166,462</u>	<u>58,487</u>	<u>-64.9%</u>	<u>-107,975</u>
OFFICE OF THE SHERIFF					
Charges for Services	5,044,517	4,285,176	4,042,804	-5.7%	-242,372
	<u>5,044,517</u>	<u>4,285,176</u>	<u>4,042,804</u>	<u>-5.7%</u>	<u>-242,372</u>
TOTAL REVENUE	5,186,095	4,451,638	4,101,291	-7.9%	-350,347
EXPENDITURES					
OFFICE OF THE SHERIFF					
Salaries	240,668	261,191	259,733	-0.6%	-1,458
Employer Provided Benefits	75,893	80,114	97,180	21.3%	17,066
Internal Service Charges	16,969	887	756	-14.8%	-131
Other Operating Expenses	4,264,003	4,109,445	3,743,621	-8.9%	-365,824
Capital Outlay	0	1	1	0.0%	0
	<u>4,597,533</u>	<u>4,451,638</u>	<u>4,101,291</u>	<u>-7.9%</u>	<u>-350,347</u>
TOTAL EXPENDITURES	4,597,533	4,451,638	4,101,291	-7.9%	-350,347
AUTHORIZED POSITION CAP					
		FY 13	FY 14	Change	
Authorized Positions		5	5		
Part-Time Hours					

**9-1-1 EMERGENCY USER FEE
SUBFUND 171**

BACKGROUND

The special revenue fund for the operation of the 911 Emergency Telephone System was established pursuant to Section 365.171 of the Florida Statutes, "a county may impose a "911" fee to be paid by the local exchange subscribers within its boundaries served by the "911" service." The fund provides for the maintenance and operations of the system for Duval County, including ADA accessibility. According to Section 365.172 (9) (b) of the Florida Statutes, "all costs directly attributable to the establishment or provision of E911 service and contracting for E911 services are eligible for expenditure of moneys derived from imposition of the fee authorized by this section." Some of the eligible expenditures include telephone devices and other equipment for the hearing impaired used in the E911 system, hardware and software for computer-aided dispatch (CAD) systems, and integrated CAD systems for that portion of the system used for E911 call taking.

REVENUE

Miscellaneous Revenue

- This is made up of anticipated interest earnings for FY 14.

Transfers from Fund Balance

- The decrease of \$73,597 is due to the elimination of fund balance appropriation for FY 14.

Charges for Services

- The decrease of \$242,372 is due to lower E911 emergency operation and wireless user fee revenue.

EXPENDITURES

Employer Provided Benefits

- The increase of \$17,066 is primarily due to the increase of \$16,112 in the general employees' pension contribution.

Internal Service Charges

- The decrease of \$131 is due to a drop in telecommunication service charges.

Other Operating Expense

- The decrease of \$365,824 is primarily due to lower costs of \$166,288 in repairs and maintenance, \$142,099 in miscellaneous services and charges, and \$81,895 in intra-department cost. These decreases were somewhat offset by increases of \$23,415 in hardware/software maintenance and licenses and \$12,500 in telephone and data lines.

AUTHORIZED POSITION CAP

There are no changes.

CITY OF JACKSONVILLE, FLORIDA

NORTHSIDE TID - USD1 B/C NORTH COMBINED

SUBFUND -- 181

	FY 12 Actual	FY 13 Budget	FY 14 Approved	Change From Prior Year	
				Percent	Dollar
REVENUE					
NON-DEPARTMENTAL / FUND LEVEL ACTIVITIES					
Ad Valorem Taxes	4,052,191	4,162,228	4,698,362	12.9%	536,134
Transfers From Other Funds	3,738,644	2,540,800	2,878,907	13.3%	338,107
	<u>7,790,835</u>	<u>6,703,028</u>	<u>7,577,269</u>	13.0%	874,241
TOTAL REVENUE	7,790,835	6,703,028	7,577,269	13.0%	874,241
EXPENDITURES					
NON-DEPARTMENTAL / FUND LEVEL ACTIVITIES					
Other Operating Expenses	5,482,312	4,376,846	4,772,121	9.0%	395,275
Debt Service	2,223,347	2,251,182	2,152,559	-4.4%	-98,623
Transfers to Other Funds	75,000	75,000	75,000	0.0%	0
Cash Carryover	0	0	577,589		577,589
	<u>7,780,659</u>	<u>6,703,028</u>	<u>7,577,269</u>	13.0%	874,241
TOTAL EXPENDITURES	7,780,659	6,703,028	7,577,269	13.0%	874,241

AUTHORIZED POSITION CAP

	FY 13	FY 14	Change
Authorized Positions			
Part-Time Hours			

**NORTHSIDE TAX INCREMENT DISTRICT – USD1 B/C NORTH COMBINED
SUBFUND 181**

BACKGROUND

Chapter 163 of the Florida State Statutes requires that 95% of ad valorem tax revenues collected within the boundaries of a tax increment district created under Chapter 163 must be paid to the tax increment district by the city and/or county government that is the taxing body which contains the tax increment district. These revenues may be utilized to provide economic incentives and fund improvements within the tax increment district. Excess revenues must be returned to the taxing bodies that pay into the tax increment districts.

The table below details this tax increment district's revenues and expenditures:

	FY13 Budget	FY14 Approved	Change
Taxes			
Ad Valorem Taxes	4,162,228	4,698,362	536,134
Transfers From Other Funds			
Transfer From General Fund (SF 011)	2,540,800	2,878,907	338,107
Total Revenues	6,703,028	7,577,269	874,241
Other Operating Expenses			
Vestcor (Lynch Building)- Payback	1,294,313	1,294,313	0
MPS Library Garage	75,000	0	(75,000)
MPS Urban Core Garage	1,114,876	1,467,241	352,365
JTA/Fidelity Parking Lease	12,000	14,500	2,500
MPS Arena and Sports Complex	1,880,657	1,996,067	115,410
Total Other Operating Expenses	4,376,846	4,772,121	395,275
Debt Service			
06C ETR, Carling	2,130,344	2,135,808	5,464
HUD Section 108, 1997, LaVilla	119,288	15,201	(104,087)
Fiscal Agent Fee (Misc)	1,550	1,550	0
Total Debt Service	2,251,182	2,152,559	(98,623)
Transfers to Other Funds			
Transfer to Community Dev (SF 1A1)	75,000	75,000	0
Total Transfers to Other Funds	75,000	75,000	0
Cash Carryover			
Cash Carryover	0	577,589	577,589
Total Cash Carryover	0	577,589	577,589
Total Expenditures	6,703,028	6,999,680	296,652

AUTHORIZED POSITION CAP

There are no authorized positions in this subfund.

CITY OF JACKSONVILLE, FLORIDA

SOUTHSIDE TID - USD1 A

SUBFUND -- 182

	FY 12 Actual	FY 13 Budget	FY 14 Approved	Change From Prior Year	
				Percent	Dollar
REVENUE					
NON-DEPARTMENTAL / FUND LEVEL ACTIVITIES					
Ad Valorem Taxes	2,900,007	2,887,524	3,168,116	9.7%	280,592
Miscellaneous Revenue	53,975	55,000	55,000	0.0%	0
	<u>2,953,982</u>	<u>2,942,524</u>	<u>3,223,116</u>	<u>9.5%</u>	<u>280,592</u>
TOTAL REVENUE	2,953,982	2,942,524	3,223,116	9.5%	280,592
EXPENDITURES					
NON-DEPARTMENTAL / FUND LEVEL ACTIVITIES					
Other Operating Expenses	1,068,871	1,100,000	950,000	-13.6%	-150,000
Debt Service	732,724	556,286	567,571	2.0%	11,285
Transfers to Other Funds	1,177,759	1,286,238	0	-100.0%	-1,286,238
Cash Carryover	0	0	1,705,545		1,705,545
	<u>2,979,354</u>	<u>2,942,524</u>	<u>3,223,116</u>	<u>9.5%</u>	<u>280,592</u>
TOTAL EXPENDITURES	2,979,354	2,942,524	3,223,116	9.5%	280,592

AUTHORIZED POSITION CAP

	FY 13	FY 14	Change
Authorized Positions			
Part-Time Hours			

**SOUTHSIDE TAX INCREMENT DISTRICT – USD1 A
SUBFUND 182**

BACKGROUND

Chapter 163 of the Florida State Statutes requires that 95% of ad valorem tax revenues collected within the boundaries of a tax increment district created under Chapter 163 must be paid to the tax increment district by the city and/or county government that is the taxing body which contains the tax increment district. The Southside Tax Increment District receives tax monies from the City of Jacksonville. These revenues may be utilized to provide economic incentives and fund improvements within the tax increment district. Excess revenues must be returned to the taxing bodies that pay into the tax increment districts.

The table below details this tax increment district's revenues and expenditures:

	FY13 Budget	FY14 Approved	Change
Miscellaneous Revenue			
Debt Repayment Revenue (Hilton)	55,000	55,000	0
Taxes			
Ad Valorem Taxes	2,887,524	3,168,116	280,592
Total Revenues	2,942,524	3,223,116	280,592
Other Operating Expenses			
San Marco Place (REV)	200,000	150,000	(50,000)
Strand/Peninsula (REV)	900,000	800,000	(100,000)
Other Operating Expenses	1,100,000	950,000	(150,000)
Debt Service			
HUD Section 108, Hampton Inn	57,976	67,290	9,314
HUD Section 108, Hilton Hotel	309,036	310,567	1,531
05A ETR, Strand	189,274	189,714	440
Total Debt Service	556,286	567,571	11,285
Transfers to Other Funds			
Transfer to General Fund (SF 011)	1,286,238		(1,286,238)
Total Transfers to Other Funds	1,286,238	0	(1,286,238)
Cash Carryover			
Cash Carryover (SF 182)	0	1,705,545	1,705,545
Total Cash Carryover	0	1,705,545	1,705,545
Total Expenditures	2,942,524	3,223,116	280,592

AUTHORIZED POSITION CAP

There are no authorized positions in this subfund.

CITY OF JACKSONVILLE, FLORIDA

JACKSONVILLE BEACH TID

SUBFUND -- 184

	FY 12 Actual	FY 13 Budget	FY 14 Approved	Change From Prior Year	
				Percent	Dollar
REVENUE					
NON-DEPARTMENTAL / FUND LEVEL ACTIVITIES					
Ad Valorem Taxes	4,474,918	4,284,528	5,277,815	23.2%	993,287
	4,474,918	4,284,528	5,277,815	23.2%	993,287
TOTAL REVENUE	4,474,918	4,284,528	5,277,815	23.2%	993,287
EXPENDITURES					
NON-DEPARTMENTAL / FUND LEVEL ACTIVITIES					
Grants, Aids & Contributions	4,474,918	4,284,528	5,277,815	23.2%	993,287
	4,474,918	4,284,528	5,277,815	23.2%	993,287
TOTAL EXPENDITURES	4,474,918	4,284,528	5,277,815	23.2%	993,287

AUTHORIZED POSITION CAP

	FY 13	FY 14	Change
Authorized Positions			
Part-Time Hours			

**JACKSONVILLE BEACH TAX INCREMENT DISTRICT
SUBFUND 184**

BACKGROUND

Chapter 163 of the Florida State Statutes requires that 95% of ad valorem tax revenues collected within the boundaries of a tax increment district created under Chapter 163 must be paid to the tax increment district by the city and/or county government that is the taxing body which contains the tax increment district. The Jacksonville Beach Tax Increment District receives tax monies from both the City of Jacksonville Beach and the City of Jacksonville/Duval County. These revenues may be utilized to provide economic incentives and fund improvements within the tax increment district. Excess revenues must be returned to the taxing bodies that pay into the tax increment districts.

The table below details this tax increment district's revenues and expenditures:

	FY13 Budget	FY14 Approved	Change
Taxes			
Ad Valorem Taxes	4,284,528	5,277,815	993,287
Total Revenues	4,284,528	5,277,815	993,287
Grants, Aids & Contributions			
Contribution to Jacksonville Beach	4,284,528	5,277,815	993,287
Total Expenditures	4,284,528	5,277,815	993,287

AUTHORIZED POSITION CAP

There are no authorized positions in this subfund.

CITY OF JACKSONVILLE, FLORIDA

JIA AREA REDEVELOPMENT TID

SUBFUND -- 185

	FY 12 Actual	FY 13 Budget	FY 14 Approved	Change From Prior Year	
				Percent	Dollar
REVENUE					
NON-DEPARTMENTAL / FUND LEVEL ACTIVITIES					
Ad Valorem Taxes	5,735,887	5,442,406	6,114,494	12.3%	672,088
	<u>5,735,887</u>	<u>5,442,406</u>	<u>6,114,494</u>	<u>12.3%</u>	<u>672,088</u>
TOTAL REVENUE	5,735,887	5,442,406	6,114,494	12.3%	672,088
EXPENDITURES					
NON-DEPARTMENTAL / FUND LEVEL ACTIVITIES					
Other Operating Expenses	323,417	350,000	350,000	0.0%	0
Debt Service	1,738,026	1,739,087	1,704,628	-2.0%	-34,459
Transfers to Other Funds	3,674,445	3,353,319	3,308,186	-1.3%	-45,133
Cash Carryover	0	0	751,680		751,680
	<u>5,735,888</u>	<u>5,442,406</u>	<u>6,114,494</u>	<u>12.3%</u>	<u>672,088</u>
TOTAL EXPENDITURES	5,735,888	5,442,406	6,114,494	12.3%	672,088

AUTHORIZED POSITION CAP

	FY 13	FY 14	Change
Authorized Positions			
Part-Time Hours			

**JIA AREA REDEVELOPMENT TAX INCREMENT DISTRICT
SUBFUND 185**

BACKGROUND

Chapter 163 of the Florida State Statutes requires that 95% of ad valorem tax revenues collected within the boundaries of a tax increment district created under Chapter 163 must be paid to the tax increment district by the city and/or county government that is the taxing body which contains the tax increment district. The Jacksonville International Airport Tax Increment District receives tax monies from the City of Jacksonville. These revenues may be utilized to provide economic incentives and fund improvements within the tax increment district. Excess revenues must be returned to the taxing bodies that pay into the tax increment districts.

The table below details this tax increment district's revenues and expenditures:

	FY13 Budget	FY14 Approved	Change
Taxes			
Ad Valorem Taxes	5,442,406	6,114,494	672,088
Total Revenues	5,442,406	6,114,494	672,088
Other Operating Expenses			
RAMCO (REV)	350,000	350,000	0
Total Other Operating Expenses	350,000	350,000	0
Debt Service			
HUD Section 108, 1994, Coach	547,097	507,815	(39,282)
HUD Section 108, 1997, Body Armor	80,824	84,931	4,107
05A ETR, RAMCO	1,110,356	1,111,072	716
Fiscal Agent Fees	810	810	0
Total Debt Service	1,739,087	1,704,628	(34,459)
Transfers to Other Funds			
Transfer to General Fund (SF 011)	3,353,319	0	(3,353,319)
Transfer to TID Capital Project (SF 32T)	0	3,308,186	3,308,186
Total Transfers to Other Funds	3,353,319	3,308,186	(45,133)
Cash Carryover			
Cash Carryover	0	751,680	751,680
Total Cash Carryover	0	751,680	751,680
Total Expenditures	5,442,406	6,114,494	672,088

AUTHORIZED POSITION CAP

There are no authorized positions in this subfund.

CITY OF JACKSONVILLE, FLORIDA

SOUTEL/MONCRIEF TID

SUBFUND -- 186

	FY 12 Actual	FY 13 Budget	FY 14 Approved	Change From Prior Year	
				Percent	Dollar
REVENUE					
NON-DEPARTMENTAL / FUND LEVEL ACTIVITIES					
Ad Valorem Taxes	420,554	302,945	399,570	31.9%	96,625
	420,554	302,945	399,570	31.9%	96,625
TOTAL REVENUE	420,554	302,945	399,570	31.9%	96,625
EXPENDITURES					
NON-DEPARTMENTAL / FUND LEVEL ACTIVITIES					
Transfers to Other Funds	372,520	0	0		0
Cash Carryover	0	302,945	399,570	31.9%	96,625
	372,520	302,945	399,570	31.9%	96,625
TOTAL EXPENDITURES	372,520	302,945	399,570	31.9%	96,625

AUTHORIZED POSITION CAP

	FY 13	FY 14	Change
Authorized Positions			
Part-Time Hours			

**SOUTEL/MONCRIEF TAX INCREMENT DISTRICT
SUBFUND 186**

BACKGROUND:

Chapter 163 of the Florida State Statutes requires that 95% of ad valorem tax revenues collected within the boundaries of a tax increment district created under Chapter 163 must be paid to the tax increment district by the city and/or county government that is the taxing body which contains the tax increment district. The Soutel–Moncrief Tax Increment District receives tax dollars from the City of Jacksonville. These revenues may be utilized to provide economic incentives and fund improvements within the tax increment district. Excess revenues must be returned to the taxing bodies that pay into the tax increment districts.

The table below details this tax increment district’s revenues and expenditures:

	FY13 Budget	FY14 Approved	Change
Taxes			
Ad Valorem Taxes	302,945	399,570	96,625
	<hr/>	<hr/>	
Total Revenues	302,945	399,570	96,625
 Cash Carryover			
Cash Carryover	302,945	399,570	96,625
	<hr/>	<hr/>	
Total Expenditures	302,945	399,570	96,625

AUTHORIZED POSITION CAP

There are no authorized positions in this subfund.

CITY OF JACKSONVILLE, FLORIDA

JACKSONVILLE CHILDREN'S COMMISSION

SUBFUND -- 191

	FY 12 Actual	FY 13 Budget	FY 14 Approved	Change From Prior Year	
				Percent	Dollar
REVENUE					
JACKSONVILLE CHILDREN'S COMMISSION					
Miscellaneous Revenue	309,780	306,300	310,300	1.3%	4,000
Transfers from Fund Balance	419,465	0	0		0
	<u>729,245</u>	<u>306,300</u>	<u>310,300</u>	1.3%	4,000
NON-DEPARTMENTAL / FUND LEVEL ACTIVITIES					
Miscellaneous Revenue	176,739	108,282	35,628	-67.1%	-72,654
Transfers From Other Funds	19,811,189	16,804,385	21,721,304	29.3%	4,916,919
Transfers from Fund Balance	0	2,000,000	500,000	-75.0%	-1,500,000
	<u>19,987,928</u>	<u>18,912,667</u>	<u>22,256,932</u>	17.7%	3,344,265
TOTAL REVENUE	20,717,173	19,218,967	22,567,232	17.4%	3,348,265
EXPENDITURES					
JACKSONVILLE CHILDREN'S COMMISSION					
Salaries	1,917,112	1,894,008	1,858,496	-1.9%	-35,512
Employer Provided Benefits	624,400	687,356	761,828	10.8%	74,472
Internal Service Charges	444,892	298,527	482,042	61.5%	183,515
Other Operating Expenses	1,057,066	950,251	281,768	-70.3%	-668,483
Capital Outlay	0	14	6	-57.1%	-8
Grants, Aids & Contributions	12,867,677	15,530,456	18,926,139	21.9%	3,395,683
	<u>16,911,146</u>	<u>19,360,612</u>	<u>22,310,279</u>	15.2%	2,949,667
NON-DEPARTMENTAL / FUND LEVEL ACTIVITIES					
Salary & Benefit Lapse	0	-141,645	-98,001	-30.8%	43,644
Debt Service	0	0	354,954		354,954
Transfers to Other Funds	2,604,375	0	0		0
	<u>2,604,375</u>	<u>-141,645</u>	<u>256,953</u>	-281.4%	398,598
TOTAL EXPENDITURES	19,515,521	19,218,967	22,567,232	17.4%	3,348,265

AUTHORIZED POSITION CAP

	FY 13	FY 14	Change
Authorized Positions	38	37	-1
Part-Time Hours	1,020	400	-620

**JACKSONVILLE CHILDREN'S COMMISSION
SUBFUND 191**

BACKGROUND

The Jacksonville Children's Commission oversees several programs that promote positive infant, child, and youth development. This includes oversight to the Mayor's Early Literacy Initiative and the Family Initiative Program.

REVENUE

Jacksonville Children's Commission

Miscellaneous Revenue

- The net change is an increase of \$4,000 with the major driver as an increase of \$12,000 in the rental of city facilities and the decrease of \$8,000 from earnings other miscellaneous.

Non-Departmental / Fund Level Activities

Miscellaneous Revenue

- The decrease of \$72,654 is due to a lower assumption on investment pool earnings.

Transfer from Other Funds

- The increase of \$4,916,919 reflects council's action placing \$4,600,000 of Jacksonville Journey funds directly into the Jacksonville's Children Commission to fund Early Literacy, TEAM UP, and Summer Camp programs.

Transfer from Fund Balance

- The decrease of \$1,500,000 reflects a reduction in contribution to the general fund from the subfund due to a lower fund balance.

EXPENDITURES

Jacksonville Children's Commission

Salaries

- The decrease of \$35,512 is primarily due to a reduction of one (1) position within the department. This was partially offset by increases of permanent and probationary salaries (\$3,085) and part-time salaries (\$7,800).

Employer Provided Benefits

- The net increase of \$74,472 is the result of increases in pension contribution (\$98,407) and in payroll taxes (\$7,049). This is offset by a reduction in workers' compensation insurance (\$13,737).

Internal Service Charges

- The net increase of \$183,515 is driven by the addition of utilities allocation (\$158,196) and building maintenance (\$23,760). The cost of daily operation and maintenance of public buildings was moved into a new internal fund as part of the FY14 budget and is now allocated to the various users to increase transparency and accountability.

Other Operating Expenses

- The net decrease of \$668,483 is mainly due to the reduction in other rent (\$559,210) and other operating supplies (\$69,959).

Grants, Aids & Contributions

- The increase of \$3,395,683 is an increase to subsidies & contributions to private organizations.

CITY OF JACKSONVILLE, FLORIDA

Non-Departmental / Fund Level Activities

Salary & Benefit Lapse

- This reflects an estimated salary and benefit lapse based on the average turnover ratio and estimated number of vacancies in FY 14.

Debt Service

- The net increase of \$354,954 represents payment of debt service for the JCC building complex located at 1095 A. Phillip Randolph Blvd. This is not an increase in debt. For better transparency, this debt was reallocated from other rent to debt service.

AUTHORIZED POSITION CAP

There are 37 authorized positions in this subfund. This reflects a reduction of one (1) position.



CITY OF JACKSONVILLE, FLORIDA

COMMUNITY DEVELOPMENT
SUBFUND -- 1A1

	FY 12 Actual	FY 13 Budget	FY 14 Approved	Change From Prior Year	
				Percent	Dollar
REVENUE					
HOUSING					
Intergovernmental Revenue	-170,104	0	0		0
	-170,104	0	0		0
NEIGHBORHOODS					
Intergovernmental Revenue	-2,663,974	121,220	121,220	0.0%	0
Miscellaneous Revenue	1,340,605	0	0		0
	-1,323,369	121,220	121,220	0.0%	0
NON-DEPARTMENTAL / FUND LEVEL ACTIVITIES					
Transfers From Other Funds	75,000	75,000	75,000	0.0%	0
	75,000	75,000	75,000	0.0%	0
TOTAL REVENUE	-1,418,473	196,220	196,220	0.0%	0
EXPENDITURES					
NEIGHBORHOODS					
Grants, Aids & Contributions	116,890	75,000	75,000	0.0%	0
	116,890	75,000	75,000	0.0%	0
NON-DEPARTMENTAL / FUND LEVEL ACTIVITIES					
Transfers to Other Funds	0	121,220	121,220	0.0%	0
	0	121,220	121,220	0.0%	0
TOTAL EXPENDITURES	116,890	196,220	196,220	0.0%	0
AUTHORIZED POSITION CAP					
		FY 13	FY 14	Change	

Authorized Positions
Part-Time Hours

**COMMUNITY DEVELOPMENT
SUBFUND 1A1**

BACKGROUND

In accordance with a recommendation from the Affordable Housing Task Force in 2006, it was recommended to remove the federal and state housing and community development grants from the Mayor's annual budget cycle and handle them through separate legislation.

REVENUE

Intergovernmental Revenue

- The revenue from the federal funding to the Independent Living Program is assumed to remain at \$121,220.

Transfers from Other Funds

- This represents a transfer from the Northside East Tax Increment District as an annual repayment for the \$1.5 million grant to the Museum of Modern Art for the acquisition of the building at Duval and Laura Streets. There is no change in funding for FY 14.

EXPENDITURES

Grants, Aids and Contributions

- This represents grants and aids to the Clara White Mission (\$22,449) and Catholic Charities Bureau (\$52,551).

Transfers to Other Funds

- This is federal funding to the Independent Living Program.

AUTHORIZED POSITION CAP

There are no authorized positions in this subfund.

CITY OF JACKSONVILLE, FLORIDA

HUGUENOT PARK

SUBFUND -- 1D1

	FY 12 Actual	FY 13 Budget	FY 14 Approved	Change From Prior Year	
				Percent	Dollar
REVENUE					
NON-DEPARTMENTAL / FUND LEVEL ACTIVITIES					
Miscellaneous Revenue	858	0	0		0
Transfers From Other Funds	384,496	343,103	338,944	-1.2%	-4,159
	<u>385,354</u>	<u>343,103</u>	<u>338,944</u>	<u>-1.2%</u>	<u>-4,159</u>
PARKS AND RECREATION					
Charges for Services	372,120	385,500	369,000	-4.3%	-16,500
Miscellaneous Revenue	20,781	35,092	34,992	-0.3%	-100
	<u>392,901</u>	<u>420,592</u>	<u>403,992</u>	<u>-3.9%</u>	<u>-16,600</u>
TOTAL REVENUE	778,255	763,695	742,936	-2.7%	-20,759
EXPENDITURES					
NON-DEPARTMENTAL / FUND LEVEL ACTIVITIES					
Salary & Benefit Lapse	0	-33,720	-27,577	-18.2%	6,143
	<u>0</u>	<u>-33,720</u>	<u>-27,577</u>	<u>-18.2%</u>	<u>6,143</u>
PARKS AND RECREATION					
Salaries	275,797	281,002	281,229	0.1%	227
Employer Provided Benefits	111,308	134,014	144,197	7.6%	10,183
Internal Service Charges	189,066	157,146	160,605	2.2%	3,459
Other Operating Expenses	44,971	65,795	64,911	-1.3%	-884
Capital Outlay	0	3	2	-33.3%	-1
Indirect Cost	174,345	159,455	119,569	-25.0%	-39,886
	<u>795,487</u>	<u>797,415</u>	<u>770,513</u>	<u>-3.4%</u>	<u>-26,902</u>
TOTAL EXPENDITURES	795,487	763,695	742,936	-2.7%	-20,759
AUTHORIZED POSITION CAP					
		FY 13	FY 14	Change	
Authorized Positions		9	9		
Part-Time Hours		1,529	1,529		

**HUGUENOT PARK
SUBFUND 1D1**

BACKGROUND

The Huguenot Park Trust Fund is funded by entrance fees, miscellaneous sales and camper rentals as well as a subsidy from the General Fund.

REVENUE

Transfers From Other Funds

- The decrease of \$4,159 is due to a reduction in the transfer from the General Fund.

Charges for Services

- The decrease of \$16,500 is due to a reduction of \$15,000 in entrance fees and \$1,500 in annual pass rentals.

EXPENDITURES

Salary and Benefit Lapse

- This reflects an estimated salary and benefit lapse based on the average turnover ratio and estimated number of vacancies in FY 14.

Employer Provided Benefits

- The net increase of \$10,183 mainly due to an increase of \$19,670 in pension contributions. This is somewhat offset by reductions of \$4,925 in group hospitalization insurance and \$4,613 in workers' compensation insurance.

Indirect Cost

- This represents an indirect cost allocation calculated as part of a study performed by Maximus Consulting Services, Inc.

AUTHORIZED POSITION CAP

There are no changes to the employee cap.

CITY OF JACKSONVILLE, FLORIDA

KATHRYN A HANNA PARK
SUBFUND -- 1D2

	FY 12 Actual	FY 13 Budget	FY 14 Approved	Change From Prior Year	
				Percent	Dollar
REVENUE					
NON-DEPARTMENTAL / FUND LEVEL ACTIVITIES					
Miscellaneous Revenue	-10,321	0	0		0
Transfers From Other Funds	238,511	421,060	704,840	67.4%	283,780
	<u>228,190</u>	<u>421,060</u>	<u>704,840</u>	<u>67.4%</u>	<u>283,780</u>
PARKS AND RECREATION					
Charges for Services	946,020	950,000	900,000	-5.3%	-50,000
Miscellaneous Revenue	95,815	98,000	100,400	2.4%	2,400
	<u>1,041,835</u>	<u>1,048,000</u>	<u>1,000,400</u>	<u>-4.5%</u>	<u>-47,600</u>
TOTAL REVENUE	1,270,025	1,469,060	1,705,240	16.1%	236,180
EXPENDITURES					
NON-DEPARTMENTAL / FUND LEVEL ACTIVITIES					
Salary & Benefit Lapse	0	-19,631	-18,892	-3.8%	739
	<u>0</u>	<u>-19,631</u>	<u>-18,892</u>	<u>-3.8%</u>	<u>739</u>
PARKS AND RECREATION					
Salaries	472,744	490,709	488,459	-0.5%	-2,250
Employer Provided Benefits	186,266	225,402	237,765	5.5%	12,363
Internal Service Charges	185,455	162,365	521,685	221.3%	359,320
Other Operating Expenses	162,134	250,958	252,286	0.5%	1,328
Capital Outlay	18,058	3	2	-33.3%	-1
Indirect Cost	212,455	359,254	223,935	-37.7%	-135,319
	<u>1,237,112</u>	<u>1,488,691</u>	<u>1,724,132</u>	<u>15.8%</u>	<u>235,441</u>
TOTAL EXPENDITURES	1,237,112	1,469,060	1,705,240	16.1%	236,180
AUTHORIZED POSITION CAP					
		FY 13	FY 14	Change	
Authorized Positions		15	15		
Part-Time Hours		3,918	3,918		

**KATHRYN A. HANNA PARK
SUBFUND 1D2**

BACKGROUND

The Kathryn A. Hanna Park Maintenance and Improvement Fund was established by Ordinance 1989-67-38 to receive all revenues and interest earned by the City from admission fees, rentals of equipment, and other funds from activities and events occurring at Hanna Park. The generated revenues are used to offset the expenditures for personnel, operating, and capital outlay.

REVENUE

Transfers from Other Funds

- This represents an increased subsidy from the General Fund – GSD (SF 011).

Charges for Services

- The net decrease of \$50,000 is due to a decrease of \$45,000 in camper rental and \$10,000 in entrance fees. This is slightly offset by an increase of \$5,000 in annual pass fees.

EXPENDITURES

Salary and Benefit Lapse

- This reflects an estimated salary and benefit lapse based on the average turnover ratio and estimated number of vacancies in FY 14.

Employer Provided Benefits

- The net increase of \$12,363 is mainly due to an increase of \$24,097 in pension contribution costs. This is somewhat offset by a decrease of \$6,367 in group health insurance and \$5,936 in workers' compensation insurance.

Internal Service Charges

- The net increase of \$359,320 is primarily due to the addition of a new building cost allocation totaling \$421,161. The cost of daily operation and maintenance of public buildings was moved into a new internal service fund as part of the FY14 budget and is now allocated to various users to increase transparency and accountability. Additionally, there are reductions of \$6,724 in mailroom charges, \$5,120 in copier consolidation charges and \$2,444 in telecommunication. These are somewhat offset by increases of \$2,209 in radio allocation charges and \$1,600 in copy center charges.

Indirect Cost

- This represents an indirect cost allocation calculated as part of a study performed by Maximus Consulting Services, Inc.

AUTHORIZED POSITION CAP

There is no change in authorized positions.

CITY OF JACKSONVILLE, FLORIDA

METROPOLITAN PARK MAINTENANCE

SUBFUND -- 1D4

	FY 12 Actual	FY 13 Budget	FY 14 Approved	Change From Prior Year	
				Percent	Dollar
REVENUE					
PARKS, RECR., ENT. & CONSERVATION					
Miscellaneous Revenue	0	0	125,000		125,000
	0	0	125,000		125,000
TOTAL REVENUE	0	0	125,000		125,000
EXPENDITURES					
NON-DEPARTMENTAL / FUND LEVEL ACTIVITIES					
Transfers to Other Funds	0	0	125,000		125,000
	0	0	125,000		125,000
TOTAL EXPENDITURES	0	0	125,000		125,000

AUTHORIZED POSITION CAP

FY 13 FY 14 Change

Authorized Positions
Part-Time Hours

**METROPOLITAN PARK MAINTENANCE
SUBFUND 1D4**

BACKGROUND

The Metropolitan Park Maintenance Trust receives all revenue in connection with admissions fees for special events, rentals, dock slip rentals, equipment and service charges or other funds from activities and events conducted or authorized by the City in Metropolitan Park. Expenses from the fund are utilized for the maintenance, improvements and support of operations at the park.

REVENUE

Miscellaneous Revenue

- This represents an appropriation of rental of city facilities revenue (\$125,000).

EXPENDITURES

Transfers To Other Funds

- This represents a transfer of \$125,000 to the 2014 Authorized Capital Projects fund (SF 32C) to cover the expenses for an adopted capital improvement project. The Parks and Recreation Department will begin design improvements to Metropolitan Park as previously approved in the concept plan adopted in Ordinance 2010-061-E. This includes the replacement of the tent, stage and its optimal orientation on the site. This is the first year of two to fund this project.

AUTHORIZED POSITION CAP

There are no authorized employees in this subfund.

CITY OF JACKSONVILLE, FLORIDA

FLORIDA BOATER IMPROVEMENT PROGRAM

SUBFUND -- 1D8

	FY 12 Actual	FY 13 Budget	FY 14 Approved	Change From Prior Year Percent	Change From Prior Year Dollar
REVENUE					
NON-DEPARTMENTAL / FUND LEVEL ACTIVITIES					
Miscellaneous Revenue	49,185	20,000	25,000	25.0%	5,000
	<u>49,185</u>	<u>20,000</u>	<u>25,000</u>	<u>25.0%</u>	<u>5,000</u>
PARKS & RECREATION					
Charges for Services	143,165	140,000	135,000	-3.6%	-5,000
	<u>143,165</u>	<u>140,000</u>	<u>135,000</u>	<u>-3.6%</u>	<u>-5,000</u>
TOTAL REVENUE	192,349	160,000	160,000	0.0%	0
EXPENDITURES					
PARKS & RECREATION					
Other Operating Expenses	66,804	160,000	160,000	0.0%	0
	<u>66,804</u>	<u>160,000</u>	<u>160,000</u>	<u>0.0%</u>	<u>0</u>
TOTAL EXPENDITURES	66,804	160,000	160,000	0.0%	0

AUTHORIZED POSITION CAP

FY 13 FY 14 Change

Authorized Positions
Part-Time Hours

**FLORIDA BOATER IMPROVEMENT PROGRAM
SUBFUND 1D8**

BACKGROUND

The Florida Boater Improvement Trust Fund was established by Ordinance 1997-804 to provide boat-related activities (such as recreational channel marking); removal of floating structures deemed a hazard to public safety and health, as well as manatee and marine mammal protection.

REVENUE

Miscellaneous Revenue

- The increase of \$5,000 is due to projected investment earnings in FY 14.

Charges for Services

- The decrease of \$5,000 is due to a reduction in motor boat registration fees.

EXPENDITURES

Other Operating Expenses

- There are no changes for FY 14.

AUTHORIZED POSITION CAP

There are no positions in this subfund.

CITY OF JACKSONVILLE, FLORIDA

CECIL FIELD COMMERCE CENTER

SUBFUND -- 1DA

	FY 12 Actual	FY 13 Budget	FY 14 Approved	Change From Prior Year	
				Percent	Dollar
REVENUE					
NON-DEPARTMENTAL / FUND LEVEL ACTIVITIES					
Miscellaneous Revenue	22,221	8,531	0	-100.0%	-8,531
Transfers From Other Funds	1,622,988	1,360,253	1,084,459	-20.3%	-275,794
Transfers from Fund Balance	63,759	0	206,910		206,910
	<u>1,708,968</u>	<u>1,368,784</u>	<u>1,291,369</u>	<u>-5.7%</u>	<u>-77,415</u>
PARKS AND RECREATION					
Charges for Services	158,621	154,600	159,200	3.0%	4,600
Miscellaneous Revenue	54,306	53,000	54,000	1.9%	1,000
	<u>212,927</u>	<u>207,600</u>	<u>213,200</u>	<u>2.7%</u>	<u>5,600</u>
TOTAL REVENUE	1,921,895	1,576,384	1,504,569	-4.6%	-71,815

EXPENDITURES

NON-DEPARTMENTAL / FUND LEVEL ACTIVITIES					
Salary & Benefit Lapse	0	-10,853	-23,652	117.9%	-12,799
	<u>0</u>	<u>-10,853</u>	<u>-23,652</u>	<u>117.9%</u>	<u>-12,799</u>
PARKS AND RECREATION					
Salaries	479,815	469,011	466,935	-0.4%	-2,076
Employer Provided Benefits	107,675	119,412	122,789	2.8%	3,377
Internal Service Charges	131,257	29,249	118,433	304.9%	89,184
Other Operating Expenses	965,914	969,562	820,062	-15.4%	-149,500
Capital Outlay	0	3	2	-33.3%	-1
	<u>1,684,661</u>	<u>1,587,237</u>	<u>1,528,221</u>	<u>-3.7%</u>	<u>-59,016</u>
TOTAL EXPENDITURES	1,684,661	1,576,384	1,504,569	-4.6%	-71,815

AUTHORIZED POSITION CAP

	FY 13	FY 14	Change
Authorized Positions	7	7	
Part-Time Hours	22,844	22,844	

**CECIL FIELD COMMERCE CENTER
SUBFUND 1DA**

BACKGROUND

The Cecil Field Commerce Center includes the community center, aquatics complex, and the athletic complex.

REVENUE

Non-Departmental/Fund Level Activities

Miscellaneous Revenue

- There are no anticipated investment pool earnings in FY14.

Transfers from Other Funds

- This represents a decreased subsidy from the General Fund -GSD (SF 011).

Transfers From Fund Balance

- This represents a transfer from fund balance in FY 14.

Parks and Recreation

Charges for Services

- This category consists of park entrance fees, organized event charges and summer camp revenue.

Miscellaneous Revenue

- This category consists of overtime reimbursement charges for events held at this location.

EXPENDITURES

Non-Departmental/Fund Level Activities

Salary and Benefit Lapse

- This reflects an estimated salary and benefit lapse based on the average turnover ratio and estimated number of vacancies in FY 14.

Parks and Recreation

Internal Service Charges

- The net increase of \$89,184 is primarily due to the addition of a new building cost allocation totaling \$88,412. The cost of daily operation and maintenance of public buildings was moved into a new internal service fund as part of the FY14 budget and is now allocated to various users to increase transparency and accountability. Additionally,

Other Operating Expenses

- The net decrease of \$149,500 is primarily due to decrease of \$144,092 in contractual services- SMG.

AUTHORIZED POSITION CAP

There are no changes to the authorized position cap.

CITY OF JACKSONVILLE, FLORIDA

BEACH EROSION - LOCAL
SUBFUND -- 1F4

	FY 12 Actual	FY 13 Budget	FY 14 Approved	Change From Prior Year	
				Percent	Dollar
REVENUE					
NON-DEPARTMENTAL / FUND LEVEL ACTIVITIES					
Miscellaneous Revenue	228,911	0	0		0
Transfers From Other Funds	200,000	200,000	200,000	0.0%	0
Transfers from Fund Balance	-2,797,860	0	0		0
	<u>-2,368,949</u>	<u>200,000</u>	<u>200,000</u>	<u>0.0%</u>	<u>0</u>
PUBLIC WORKS					
Transfers from Fund Balance	2,797,860	0	0		0
	<u>2,797,860</u>	<u>0</u>	<u>0</u>		<u>0</u>
TOTAL REVENUE	428,911	200,000	200,000	0.0%	0
EXPENDITURES					
NON-DEPARTMENTAL / FUND LEVEL ACTIVITIES					
Cash Carryover	0	200,000	200,000	0.0%	0
	<u>0</u>	<u>200,000</u>	<u>200,000</u>	<u>0.0%</u>	<u>0</u>
PUBLIC WORKS					
Other Operating Expenses	71,339	0	0		0
	<u>71,339</u>	<u>0</u>	<u>0</u>		<u>0</u>
TOTAL EXPENDITURES	71,339	200,000	200,000	0.0%	0
AUTHORIZED POSITION CAP					
		FY 13	FY 14	Change	

Authorized Positions
Part-Time Hours

**BEACH EROSION – LOCAL
SUBFUND 1F4**

BACKGROUND

The Beach Erosion - Local Subfund is primarily governed by the Local Cooperation Agreement (established in 1978) between the Federal Government (Army Corps of Engineers) and the City of Jacksonville. The agreement provides for periodic renourishment of the County's beaches and to maintain the design profile for a total of 50 years (through the year 2028). The State is not a party to the aforementioned agreement but has participated in previous years in each phase of beach renourishment by contributing a percentage of the "local share". State funding is not guaranteed and is subject to State legislative approval. Total project costs are shared between federal and non-federal (County and State) funding at the level of 61.6% and 38.4%, respectively. The State of Florida and City of Jacksonville share of the non-federal funding is approximately 47.21% and 52.79%, respectively.

The Local Cooperation Agreement, and a related Beach Renourishment Financing Plan, account for County beach renourishment projects every five (5) years. Contributions from the general fund, along with investment pool earnings, serve to satisfy the local-share obligations.

REVENUE

Transfers from Other Funds

- Revenues are derived from a \$200,000 interfund transfer from the general fund as outlined in the Beach Renourishment Financing Plan.

EXPENDITURES

Cash Carryover

- Expenses are concurrent with the \$200,000 interfund transfer from the general fund. Funds are budgeted in this line item to increase the available fund balance for future beach renourishment projects.

AUTHORIZED POSITION CAP

There are no authorized positions in this subfund.

CITY OF JACKSONVILLE, FLORIDA

ANIMAL CARE&PROTECTIVE SVCS PROGRAMS

SUBFUND -- 1H2

	FY 12 Actual	FY 13 Budget	FY 14 Approved	Change From Prior Year	
				Percent	Dollar
REVENUE					
NEIGHBORHOODS					
Charges for Services	738,780	730,771	264,102	-63.9%	-466,669
Fines and Forfeits	8,795	5,000	150,541	2910.8%	145,541
Miscellaneous Revenue	18,187	4,000	51,853	1196.3%	47,853
Transfers from Fund Balance	0	0	-28,427		-28,427
	<u>765,762</u>	<u>739,771</u>	<u>438,069</u>	<u>-40.8%</u>	<u>-301,702</u>
NON-DEPARTMENTAL / FUND LEVEL ACTIVITIES					
Transfers from Fund Balance	0	0	-5,431		-5,431
	<u>0</u>	<u>0</u>	<u>-5,431</u>		<u>-5,431</u>
TOTAL REVENUE	765,762	739,771	432,638	-41.5%	-307,133
EXPENDITURES					
NEIGHBORHOODS					
Salaries	80,540	80,100	51,684	-35.5%	-28,416
Salary & Benefit Lapse	0	0	5,120		5,120
Employer Provided Benefits	27,824	32,377	31,298	-3.3%	-1,079
Internal Service Charges	0	1,110	416	-62.5%	-694
Other Operating Expenses	555,200	626,184	660,220	5.4%	34,036
Capital Outlay	13,246	0	-2,545		-2,545
	<u>676,810</u>	<u>739,771</u>	<u>746,193</u>	<u>0.9%</u>	<u>6,422</u>
NON-DEPARTMENTAL / FUND LEVEL ACTIVITIES					
Salary & Benefit Lapse	0	0	-2,560		-2,560
Cash Carryover	0	0	-310,995		-310,995
	<u>0</u>	<u>0</u>	<u>-313,555</u>		<u>-313,555</u>
TOTAL EXPENDITURES	676,810	739,771	432,638	-41.5%	-307,133

AUTHORIZED POSITION CAP

	FY 13	FY 14	Change
Authorized Positions	1	1	
Part-Time Hours			

ANIMAL CARE AND PROTECTIVE SERVICES PROGRAMS SUBFUND 1H2

BACKGROUND

Ordinance 2010-527 grants the Animal Care and Protective Services Division authority to oversee the Veterinary Services and Spay and Neuter Rebate Trust Fund. Revenues are derived from additional licensing fees for unaltered animals and revenues generated by the adoption of animals from the city's Animal Care and Control facilities. This is an all years fund and as such, during the budget process the amounts budgeted may include de-appropriating unused balances in both expense and revenue from the fiscal year just closed (FY 12). The clean-up of an all-years fund, as part of the annual budget, may cause negative totals. The upcoming fiscal year budget needs are netted against the all-years balances to determine the FY 14 proposed "change" to the all-years appropriation.

REVENUE

Neighborhoods

Charges for Services

- This revenue category consists of revenue generated from animal licenses & permits, animal control shelter and medical fees and adoption fees. This amount includes \$898,235 of anticipated FY 14 revenue as well as the de-appropriation of prior year revenue balances of \$634,133.

Fines and Forfeits

- This revenue category consists of spay and neuter forfeited deposits and animal care & control civil penalties. This amount includes \$6,500 of anticipated FY 14 revenue as well as the appropriation of prior year revenue balances of \$144,041.

Miscellaneous Revenue

- This revenue category consists of contributions from private sources. This amount includes \$8,000 of anticipated FY 14 revenue as well as the appropriation of prior year revenue balances of \$43,853.

Transfers from Fund Balance

- This amount represents the de-appropriation of a prior year error. All years funds, by definition, do not have fund balance since the balances are not closed at the end of the fiscal year.

Non-Departmental / Fund Level Activities

Transfers from Fund Balance

- This amount represents the de-appropriation of a prior year error. All years funds, by definition, do not have fund balance since the balances are not closed at the end of the fiscal year.

EXPENDITURES

Neighborhoods

Salaries

- This amount includes \$80,100 for FY 14 personnel costs as well as a \$28,416 net de-appropriation of prior year expense balances.

Salary & Benefit Lapse

- This amount represents the de-appropriation of a prior year balance.

CITY OF JACKSONVILLE, FLORIDA

Employer Provided Benefits

- This amount includes \$38,108 for FY 14 benefit costs as well as a \$6,810 net de-appropriation of prior year expense balances.

Internal Service Charges

- This amount includes \$1,113 for FY 14 internal service charges as well as a \$1,342 net de-appropriation of prior year expense balances.

Other Operating Expenses

- This amount includes \$1,300,505 for FY 14 operating expenses as well as a \$639,640 net de-appropriation of prior year expense balances.

Capital Outlay

- This amount represents the de-appropriation of a prior year balance.

Non-Departmental / Fund Level Activities

Salary & Benefit Lapse

- This amount represents the de-appropriation of a prior year balance.

Cash Carryover

- This amount represents the de-appropriation of a prior year balance.

AUTHORIZED POSITION CAP

There are no changes to the overall employee cap.



CITY OF JACKSONVILLE, FLORIDA

DRIVER EDUCATION SAFETY TRUST FUND

SUBFUND -- 1HA

	FY 12 Actual	FY 13 Budget	FY 14 Approved	Change From Prior Year	
				Percent	Dollar
REVENUE					
NON-DEPARTMENTAL / FUND LEVEL ACTIVITIES					
Miscellaneous Revenue	22,311	0	50,000		50,000
Transfers from Fund Balance	0	0	-50,000		-50,000
	<u>22,311</u>	<u>0</u>	<u>0</u>		<u>0</u>
SPECIAL SERVICES					
Charges for Services	272,089	265,000	240,000	-9.4%	-25,000
	<u>272,089</u>	<u>265,000</u>	<u>240,000</u>	<u>-9.4%</u>	<u>-25,000</u>
TOTAL REVENUE	294,400	265,000	240,000	-9.4%	-25,000
EXPENDITURES					
SPECIAL SERVICES					
Grants, Aids & Contributions	255,324	265,000	240,000	-9.4%	-25,000
	<u>255,324</u>	<u>265,000</u>	<u>240,000</u>	<u>-9.4%</u>	<u>-25,000</u>
TOTAL EXPENDITURES	255,324	265,000	240,000	-9.4%	-25,000

AUTHORIZED POSITION CAP

	FY 13	FY 14	Change
Authorized Positions			
Part-Time Hours			

**DRIVER EDUCATION SAFETY TRUST FUND
SUBFUND 1HA**

BACKGROUND

The Driver Education Safety Trust was authorized by Ordinance 2002-1165. Funding is provided by an additional \$3 levy on each civil traffic penalty. The funding is used for driver education programs in public and non-public schools. The expenditures budgeted are managed by the Duval County School System.

REVENUE

Miscellaneous Revenue

- This represents an appropriation of investment pool earnings.

Transfers From Fund Balance

- A reduction of \$50,000 in FY 14 represents a correction to a previous appropriation in this all years subfund.

Charges for Services

- The reduction of \$25,000 is due to a reduction in traffic court criminal and civil services charges.

EXPENDITURES

Grants, Aids and Contributions

- The reduction of \$25,000 is a result of reduction in revenue described above.

AUTHORIZED POSITION CAP

There are no authorized positions in this subfund.

CITY OF JACKSONVILLE, FLORIDA

ADULT ARCADES
SUBFUND -- 1HK

	FY 12 Actual	FY 13 Budget	FY 14 Approved	Change From Prior Year	
				Percent	Dollar
REVENUE					
NEIGHBORHOODS					
Licenses and Permits	364,712	365,000	0	-100.0%	-365,000
Fines and Forfeits	950	0	0		0
Miscellaneous Revenue	22,109	0	0		0
	<u>387,771</u>	<u>365,000</u>	<u>0</u>	<u>-100.0%</u>	<u>-365,000</u>
TOTAL REVENUE	387,771	365,000	0	-100.0%	-365,000
EXPENDITURES					
NEIGHBORHOODS					
Salaries	56,562	105,976	105,976	0.0%	0
Employer Provided Benefits	19,633	42,188	55,169	30.8%	12,981
Internal Service Charges	19,135	12,323	14,626	18.7%	2,303
Other Operating Expenses	1,713	2,026	3,551	75.3%	1,525
Capital Outlay	0	3	3	0.0%	0
	<u>97,043</u>	<u>162,516</u>	<u>179,325</u>	<u>10.3%</u>	<u>16,809</u>
NON-DEPARTMENTAL / FUND LEVEL ACTIVITIES					
Cash Carryover	0	202,484	-179,325	-188.6%	-381,809
	<u>0</u>	<u>202,484</u>	<u>-179,325</u>	<u>-188.6%</u>	<u>-381,809</u>
TOTAL EXPENDITURES	97,043	365,000	0	-100.0%	-365,000

AUTHORIZED POSITION CAP

	FY 13	FY 14	Change
Authorized Positions	2	2	
Part-Time Hours			

**ADULT ARCADES
SUBFUND 1HK**

BACKGROUND

Ordinance 2010-326 grants the Office of the Director authority to oversee the inspection of Adult Arcade establishments in Duval County. Revenues are derived from permitting fees from establishments offering gaming/sweepstakes entertainment services.

REVENUE

Licenses and Permits

- Revenues of \$365,000 have been removed until the State Legislature resolves the issues with internet café vendors lobbying to get temporary legislation to reopen the cafes.

EXPENDITURES

Employer Provided Benefits

- The net increase of \$12,981 is caused by increases of \$7,842 in pension contribution and \$5,251 in group hospitalization insurance.

Internal Service Charges

- The net increase of \$2,303 is predominantly due to the \$2,366 rise in OGC legal charges.

Other Operating Expenses

- The increase of \$1,525 is in large part attributable to \$1,500 for printing and binding commercial costs.

Cash Carryover

- Cash carryover from prior years will be used to fund the department's two employees and the related operating costs totaling \$179,325.

AUTHORIZED POSITION CAP

There are no changes.

CITY OF JACKSONVILLE, FLORIDA

BETTER JACKSONVILLE TRUST FUND

SUBFUND -- 111

	FY 12 Actual	FY 13 Budget	FY 14 Approved	Change From Prior Year	
				Percent	Dollar
REVENUE					
NON-DEPARTMENTAL / FUND LEVEL ACTIVITIES					
Taxes	0	65,305,317	68,285,486	4.6%	2,980,169
Intergovernmental Revenue	0	0	1,225,727		1,225,727
Miscellaneous Revenue	0	1,890,243	1,851,909	-2.0%	-38,334
	0	67,195,560	71,363,122	6.2%	4,167,562
TOTAL REVENUE	0	67,195,560	71,363,122	6.2%	4,167,562
EXPENDITURES					
NON-DEPARTMENTAL / FUND LEVEL ACTIVITIES					
Debt Service	0	67,195,560	71,363,122	6.2%	4,167,562
	0	67,195,560	71,363,122	6.2%	4,167,562
TOTAL EXPENDITURES	0	67,195,560	71,363,122	6.2%	4,167,562
AUTHORIZED POSITION CAP					
		FY 13	FY 14	Change	
		Authorized Positions			
		Part-Time Hours			

**BETTER JACKSONVILLE TRUST FUND
SUBFUND 111**

BACKGROUND

This subfund was established to house the financial details related to the Better Jacksonville Plan (BJP). The Better Jacksonville Plan was approved by voters in 2001 and is a \$2.25 billion comprehensive growth management program that provides road and infrastructure improvements, environmental preservation, targeted economic development and new and improved public facilities funded by a half-cent sales tax. The various projects and programs funded by The Better Jacksonville Plan are administered by the City of Jacksonville, the JEA, and the Jacksonville Transportation Authority in cooperation with the Florida Department of Transportation. This is an all years subfund and as such prior year budgetary adjustments are part of the new-year proposal.

REVENUE

Taxes

- This represents the portion of the FY 14 anticipated revenue from the Local Option Sales Tax necessary to balance the fund.

Intergovernmental Revenue

- This represents anticipated monies from the US Department of Treasury for rebates related to 2008-2010 Build America Bonds.

Miscellaneous Revenue

- Is made up of anticipated interest earnings for FY 14 totaling \$204,016 which are expected to decrease due to lower investment returns and payments from fiscal agents totaling \$1,647,893 which is the City's portion of the Constitutional Gas Tax that is used to help fund debt service payments.

EXPENDITURES

Debt Service

- The total consists of FY 14 required debt service payments netted against prior year budgetary adjustments. The details by fund and category have been provided in a table below.

Description	FY 14 Proposed
Transfer to Subfund 242 - BJP Infrastructure Bonds	59,259,240
Transfer to Subfund 252 - SIB Loan	6,416,821
Transfer to Subfund 4B6 - Arena Debt Service	4,498,579
Transfer to Subfund 4C6 - Baseball Stadium Debt Service	1,188,482
	71,363,122

AUTHORIZED POSITION CAP

There are no positions in this subfund.

CITY OF JACKSONVILLE, FLORIDA

CODE ENFORCEMENT REVOLVING FUND

SUBFUND -- 1L2

	FY 12 Actual	FY 13 Budget	FY 14 Approved	Change From Prior Year	
				Percent	Dollar
REVENUE					
HOUSING					
Fines and Forfeits	0	0	131,487		131,487
Miscellaneous Revenue	0	0	618,513		618,513
	<u>0</u>	<u>0</u>	<u>750,000</u>		<u>750,000</u>
TOTAL REVENUE	0	0	750,000		750,000
EXPENDITURES					
NON-DEPARTMENTAL / FUND LEVEL ACTIVITIES					
Transfers to Other Funds	0	0	750,000		750,000
	<u>0</u>	<u>0</u>	<u>750,000</u>		<u>750,000</u>
TOTAL EXPENDITURES	0	0	750,000		750,000

AUTHORIZED POSITION CAP

	FY 13	FY 14	Change
Authorized Positions			
Part-Time Hours			

**CODE ENFORCEMENT REVOLVING FUND
SUBFUND 1L2**

BACKGROUND

This is an all-years fund that functions as a repository for nuisance abatement revenue received from code violations, liens and interest pursuant to ordinance code sections 518.211 (payment and enforcement of lien and interest thereon), 518.308 (demolition liens), and 91.107 and 91.112 (administrative liens). Revenue accumulates in the fund and then, pursuant to ordinance code section 111.470, is appropriated to fund the abatement of nuisances.

REVENUE

Fines and Forfeits

- This amount represents the appropriation of available revenues from the collection of code violation fines.

Miscellaneous Revenue

- This amount represents the appropriation of available revenues from the collection of nuisance abatement liens which are collected at the time of sale of the lien property.

EXPENDITURES

Transfers to Other Funds

- This represents the transfer of the appropriated revenue to the General Fund – GSD. The funding per the ordinance code is required to be used only for the abatement of nuisances; however, Council has placed the funding in a designated Council Contingency. During FY 14 the Council will have to properly place the funding so that its use is limited to the codified function.

AUTHORIZED POSITION CAP

There are no authorized positions in this subfund.

CITY OF JACKSONVILLE, FLORIDA

HOUSING SERVICES

SUBFUND -- 1N1

	FY 12 Actual	FY 13 Budget	FY 14 Approved	Change From Prior Year	
				Percent	Dollar
REVENUE					
HOUSING					
Intergovernmental Revenue	26,000	0	0		0
Miscellaneous Revenue	349,097	0	450,000		450,000
Transfers From Component Units	4,575	0	0		0
	<u>379,672</u>	<u>0</u>	<u>450,000</u>		<u>450,000</u>
NON-DEPARTMENTAL / FUND LEVEL ACTIVITIES					
Transfers From Other Funds	0	0	0		0
	<u>0</u>	<u>0</u>	<u>0</u>		<u>0</u>
TOTAL REVENUE	379,672	0	450,000		450,000
EXPENDITURES					
HOUSING					
Salaries	-175,870	0	0		0
Employer Provided Benefits	-53,702	0	0		0
Internal Service Charges	-57,744	0	0		0
Other Operating Expenses	-105	0	0		0
Grants, Aids & Contributions	151,241	0	0		0
	<u>-136,180</u>	<u>0</u>	<u>0</u>		<u>0</u>
NON-DEPARTMENTAL / FUND LEVEL ACTIVITIES					
Transfers to Other Funds	0	0	450,000		450,000
	<u>0</u>	<u>0</u>	<u>450,000</u>		<u>450,000</u>
TOTAL EXPENDITURES	-136,180	0	450,000		450,000

AUTHORIZED POSITION CAP

	FY 13	FY 14	Change
Authorized Positions			
Part-Time Hours			

**HOUSING SERVICES
SUBFUND 1N1**

BACKGROUND

This is an all-years fund established by Ordinance 2003-1058-E to appropriate revenues and expenses for Housing Services and the Community Development Block Grant (CDBG) from the U.S. Department of Housing and Urban Development (HUD). The fund is included in the FY 14 annual budget due to a one-time appropriation by Council of foreclose registry revenue. The uses of this revenue are restricted by ordinance code section 179.

REVENUE

Miscellaneous Revenue

- This amount represents the appropriation of available foreclosure registry revenues per section 179 of the ordinance code.

EXPENDITURES

Transfers to Other Funds

- This represents the transfer of the appropriated revenue to the General Fund – GSD. The funding per the ordinance code is required to be used to limit and reduce the deterioration of foreclosed property; however, Council has placed the funding in a designated Council Contingency. During FY 14 the Council will have to properly place the funding so that its use is limited to the codified function.

AUTHORIZED POSITION CAP

There are no authorized positions in this subfund.





ENTERPRISE FUNDS

Summary of Subfunds

- 411 On-Street Parking
- 412 Off-Street Parking
- 431 Motor Vehicle Inspection
- 441 Solid Waste Disposal
- 442 Contamination Assessment
- 443 Landfill Closure
- 445 Solid Waste Facilities Mitigation
- 446 Solid Waste Class III Mitigation
- 44G 2009B Excise Tax Rev Bonds - Solid Waste
- 44H 2009C Excise Tax Rev Bonds - Solid Waste
- 44I Solid Waste Mitigation Capital Projects
- 44K Solid Waste General Capital Projects
- 451 Mayport Ferry
- 452 Mayport Ferry Capital Projects Fund
- 461 Stormwater Services
- 462 Stormwater Services - Capital Projects
- 4A1 Municipal Stadium - City
- 4A2 Municipal Stadium – SMG
- 4A6 Municipal Stadium – Debt Service
- 4B1 Memorial Arena – City
- 4B2 Memorial Arena – SMG
- 4B6 Memorial Arena – Debt Service
- 4C1 Baseball Stadium – City
- 4C2 Baseball Stadium – SMG
- 4C6 Baseball Stadium – Debt Service
- 4D1 Performing Arts Center - City
- 4D2 Performing Arts Center – SMG
- 4D6 Performing Arts Center – Debt Service
- 4E1 Convention Center - City
- 4E2 Convention Center – SMG
- 4F1 Equestrian Center - City
- 4F2 Equestrian Center – SMG
- 4F6 Equestrian Center – Debt Service
- 4G1 Sports Complex Capital Projects
- 4H1 Ritz Theater – City
- 4H2 Ritz Theater - SMG

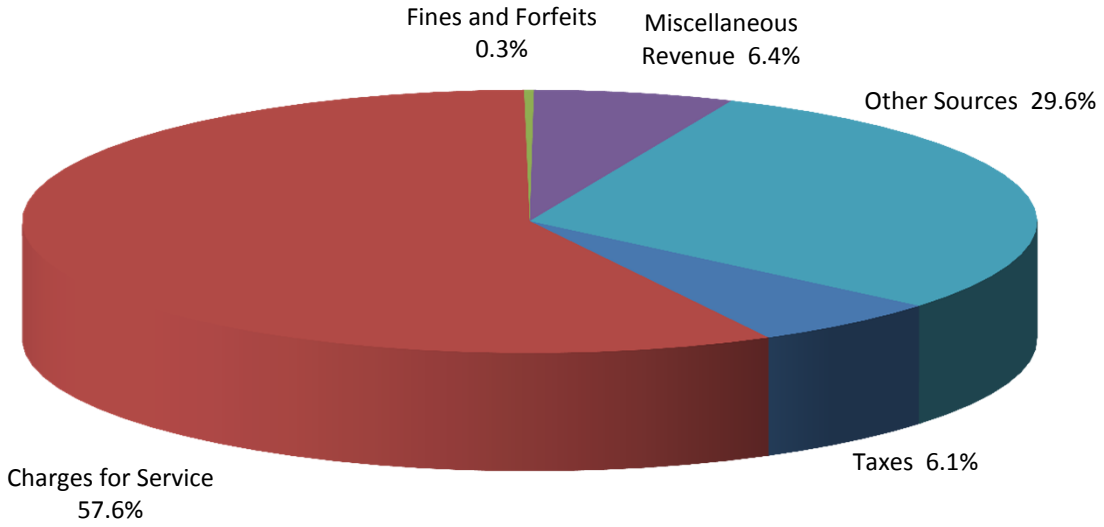
CITY OF JACKSONVILLE, FLORIDA

ENTERPRISE FUNDS
Summary of Subfunds

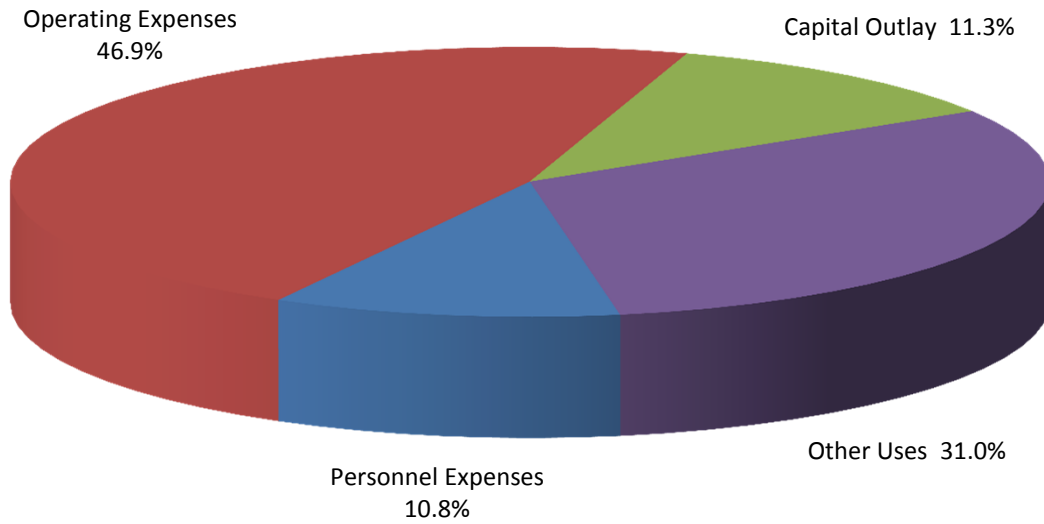
S/F	Description	Personnel Expenses	Operating Expenses	Capital Outlay	Debt Service	Other Uses	FY 14 Budgeted
411	On-Street Parking	1,274,354	568,382	1		57,452	1,900,189
412	Off-Street Parking	472,282	558,909	1		1,089,405	2,120,597
431	Motor Vehicle Inspection	365,523	90,669	1		57,111	513,304
441	Solid Waste Disposal	5,784,555	55,272,907	2	5,445,295	1,186,154	67,688,913
442	Contamination Assessment		909,224				909,224
443	Landfill Closure	345,328	5,638,181	2			5,983,511
445	Solid Waste Facilities Mitigation					196,333	196,333
446	Solid Waste Class III Mitigation					110,393	110,393
44G	2009B Excise Rev Bonds-Solid Waste				1,811,500		1,811,500
44H	2009C Excise Rev Bonds-Solid Waste				3,628,200		3,628,200
44I	Solid Waste Mitigation - Capital Proj					192,984	192,984
44K	Solid Waste General Capital Prj			5,406,000			5,406,000
451	Mayport Ferry		1,790,116	1			1,790,117
452	Mayport Ferry Capital Projects			1,000,000			1,000,000
461	Stormwater Services	7,104,820	8,588,104	10,208	6,129,585	8,623,835	30,456,552
462	Stormwater Svcs-Capital Projects			11,034,023			11,034,023
4A1	Municipal Stadium - City		3,436,174	55,000	10,164,729	4,055,817	17,711,720
4A2	Municipal Stadium - SMG	1,730,412	5,494,680				7,225,092
4A6	Municipal Stadium - Debt Service				10,235,350		10,235,350
4B1	Memorial Arena - City		1,678,121	50,000			1,728,121
4B2	Memorial Arena - SMG	1,543,615	4,137,407			2,174,464	7,855,486
4B6	Memorial Arena - Debt Service				4,529,835		4,529,835
4C1	Baseball Stadium - City		430,995	45,001			475,996
4C2	Baseball Stadium - SMG	326,800	419,774				746,574
4C6	Baseball Stadium - Debt Service				1,196,740		1,196,740
4D1	Performing Arts - City		725,732	30,001	44,392		800,125
4D2	Performing Arts - SMG	763,605	1,746,162			18,089	2,527,856
4D6	Performing Arts - Debt Service				44,700		44,700
4E1	Convention Center - City		577,537	50,001		322,059	949,597
4E2	Convention Center - SMG	1,237,192	1,051,452				2,288,644
4F1	Equestrian Center - City		198,664	1	121,376		320,041
4F2	Equestrian Center - SMG	296,447	232,087				528,534
4F6	Equestrian Center - Debt Service				122,205		122,205
4G1	Sports Complex Capital Maint.			5,038,385		38,516	5,076,901
4H1	Ritz Theater - City		122,929	1		628,887	751,817
4H2	Ritz Theater - SMG	424,589	473,321				897,910
Total Enterprise Funds		21,669,522	94,141,527	22,718,629	43,473,907	18,751,499	200,755,084

ENTERPRISE FUNDS

REVENUE SOURCES



EXPENDITURES BY CATEGORY



CITY OF JACKSONVILLE, FLORIDA

ON-STREET PARKING

SUBFUND -- 411

	FY 12 Actual	FY 13 Budget	FY 14 Approved	Change From Prior Year	
				Percent	Dollar
REVENUE					
NON-DEPARTMENTAL / FUND LEVEL ACTIVITIES					
Charges for Services	5	0	0		0
Miscellaneous Revenue	7,533	7,380	0	-100.0%	-7,380
	<u>7,538</u>	<u>7,380</u>	<u>0</u>	<u>-100.0%</u>	<u>-7,380</u>
OFFICE OF ECONOMIC DEVELOPMENT					
Charges for Services	1,762,746	2,021,988	1,263,518	-37.5%	-758,470
Fines and Forfeits	509,290	570,308	633,871	11.1%	63,563
Miscellaneous Revenue	102,663	2,800	2,800	0.0%	0
	<u>2,374,698</u>	<u>2,595,096</u>	<u>1,900,189</u>	<u>-26.8%</u>	<u>-694,907</u>
TOTAL REVENUE	2,382,236	2,602,476	1,900,189	-27.0%	-702,287
EXPENDITURES					
NON-DEPARTMENTAL / FUND LEVEL ACTIVITIES					
Salary & Benefit Lapse	0	-43,839	-35,430	-19.2%	8,409
Transfers to Other Funds	32,916	0	0		0
Cash Carryover	0	44,741	196	-99.6%	-44,545
	<u>32,916</u>	<u>902</u>	<u>-35,234</u>	<u>-4006.2%</u>	<u>-36,136</u>
OFFICE OF ECONOMIC DEVELOPMENT					
Salaries	1,111,450	1,187,585	877,858	-26.1%	-309,727
Employer Provided Benefits	456,313	527,000	431,926	-18.0%	-95,074
Internal Service Charges	395,238	343,953	262,068	-23.8%	-81,885
Other Operating Expenses	235,674	432,137	306,314	-29.1%	-125,823
Capital Outlay	66,857	24	1	-95.8%	-23
Supervision Allocation	0	0	-40,485		-40,485
Indirect Cost	177,466	110,875	97,741	-11.8%	-13,134
	<u>2,442,998</u>	<u>2,601,574</u>	<u>1,935,423</u>	<u>-25.6%</u>	<u>-666,151</u>
TOTAL EXPENDITURES	2,475,915	2,602,476	1,900,189	-27.0%	-702,287

AUTHORIZED POSITION CAP

	FY 13	FY 14	Change
Authorized Positions	36	25	-11
Part-Time Hours	3,363	2,080	-1,283

**ON-STREET PARKING
SUBFUND 411**

BACKGROUND

The Public Parking Division manages both On-Street and Off-Street parking, Bay Street, Courthouse, Forsythe, and JEA parking lots. Revenues are generated through daily and monthly parking fees, as well as other fines and forfeitures.

REVENUE

Miscellaneous Revenue

- The decrease of \$7,380 is due to a negative cash balance.

Charges for Services

- The decrease of \$758,470 is primarily due to the transfer of parking lot revenues to off-street parking sub-fund 412, \$248,513 in parking late fees, \$243,576 in collection fees – parking fines, and \$115,992 in parking – 40% collection fees. These were somewhat offset by an increase of \$133,737 in collection fees – delinquent tax sales.

Fines and Forfeits

- The increase of \$63,563 is attributable to an increase of \$789,292 in parking fines. This was somewhat offset by a decrease of \$390,000 in police fire pension contribution – contra revenue, \$309,279 in disabled trust fund contribution – contra, and \$26,450 in vehicle immobilization fees.

EXPENDITURES

Salary and Benefit Lapse

- This reflects an estimated salary and benefit lapse based on the average turnover ratio and estimated number of vacancies in FY 14.

Cash Carryover

- The decrease of \$44,545 is due to less funds being appropriated to this line item.

Salary

- The decrease of \$309,727 is primarily due to the transfer of 11 positions to off-street parking fund (SF 412).

Employer Provided Benefits

- The decrease of \$95,074 is directly related to the transfer of 11 positions to off-street parking fund (SF 412) listed above.

Internal Service Charges

- The decrease of \$81,885 is primarily due to the decrease of \$91,595 in building rental (in house) and \$8,969 in radio allocation. These decreases was somewhat offset by an increase of \$17,166 in building cost allocation.

Other Operating Expenses

- The decrease of \$125,823 is primarily due to the decrease of \$46,185 in hardware/software maintenance and licenses, \$18,497 in repairs and maintenance, \$14,100 in rentals (land and buildings), \$11,535 in other operating supplies, \$11,308 in miscellaneous services and charges, \$10,000 in engineering services – in house, \$6,839 in clothing, clean, shoe/transfer allowance and \$6,204 in office supplies - other.

CITY OF JACKSONVILLE, FLORIDA

Supervision Allocation

- This amount represents the administration cost of the Public Parking System activity, which is allocated to off-street parking fund (SF 412).

Indirect Costs

- The decrease of \$13,134 is due to the indirect cost study by MAXIMUS Consulting Services, Inc.

AUTHORIZED POSITION CAP

Eleven (11) positions were transferred from on-street parking fund to off-street parking fund (SF 412).



CITY OF JACKSONVILLE, FLORIDA

OFF-STREET PARKING

SUBFUND -- 412

	FY 12 Actual	FY 13 Budget	FY 14 Approved	Change From Prior Year	
				Percent	Dollar
REVENUE					
NON-DEPARTMENTAL / FUND LEVEL ACTIVITIES					
Miscellaneous Revenue	-95,724	0	0		0
	-95,724	0	0		0
OFFICE OF ECONOMIC DEVELOPMENT					
Charges for Services	1,252,736	1,657,764	2,120,597	27.9%	462,833
	1,252,736	1,657,764	2,120,597	27.9%	462,833
TOTAL REVENUE	1,157,012	1,657,764	2,120,597	27.9%	462,833
EXPENDITURES					
NON-DEPARTMENTAL / FUND LEVEL ACTIVITIES					
Debt Service	1	0	0		0
Cash Carryover	0	1,200,355	984,431	-18.0%	-215,924
	1	1,200,355	984,431	-18.0%	-215,924
OFFICE OF ECONOMIC DEVELOPMENT					
Salaries	0	0	297,688		297,688
Employer Provided Benefits	0	0	174,594		174,594
Internal Service Charges	345,361	60,004	225,271	275.4%	165,267
Other Operating Expenses	177,992	296,039	333,638	12.7%	37,599
Capital Outlay	0	50,011	1	-100.0%	-50,010
Supervision Allocation	0	0	40,485		40,485
Indirect Cost	101,101	51,355	64,489	25.6%	13,134
	624,454	457,409	1,136,166	148.4%	678,757
TOTAL EXPENDITURES	624,455	1,657,764	2,120,597	27.9%	462,833

AUTHORIZED POSITION CAP

	FY 13	FY 14	Change
Authorized Positions		11	11
Part-Time Hours		1,283	1,283

**OFF-STREET PARKING
SUBFUND 412**

BACKGROUND

The Public Parking Division manages the Ed Ball Garage, St. James Building, Yates, City Hall Annex, and Water Street garages. Revenues are generated through daily and monthly parking fees, as well as a transfer from the general fund to supplement debt service payments originating from Parking related debt issuance.

REVENUE

Charges for Services

- The increase of \$462,833 is primarily due to the newly acquired library garage revenues and the transferring of parking lot revenues to off-street parking fund (SF 412).

EXPENDITURES

Cash Carryover

- The decrease of \$215,924 is due to a reduction of excess funds being appropriated to this line item.

Salaries

- The increase of \$297,688 is primarily due to the transferring of 11 positions from on-street parking fund (SF 411).

Employer Provided Benefits

- The increase of \$174,594 is primarily due to the transferring of 11 positions from on-street parking fund (SF 411) listed above.

Internal Service Charges

- The increase of \$165,267 is primarily due to the transferring of internal service charges from on-street parking fund (SF 411).

Other Operating Expenses

- The increase of \$37,599 is primarily due to the transferring of other operating expenses from on-street parking fund (SF 411).

Capital Outlay

- The decrease of \$50,010 is due to not purchasing any equipment for FY 14.

Supervision Allocation

- This amount represents the administration cost of the public parking system activity which is charged to this subfund by the on-street parking fund (SF 411).

Indirect Cost

- The increase of \$13,134 is due to the indirect cost study by MAXIMUS Consulting Services, Inc.

AUTHORIZED POSITION CAP

Eleven (11) positions and 1,283 part-time hours were transferred from on-street parking fund (SF 411).

CITY OF JACKSONVILLE, FLORIDA

MOTOR VEHICLE INSPECTION

SUBFUND -- 431

	FY 12 Actual	FY 13 Budget	FY 14 Approved	Change From Prior Year	
				Percent	Dollar
REVENUE					
NON-DEPARTMENTAL / FUND LEVEL ACTIVITIES					
Miscellaneous Revenue	4,902	3,500	916	-73.8%	-2,584
Transfers from Fund Balance	38,969	45,414	0	-100.0%	-45,414
	<u>43,871</u>	<u>48,914</u>	<u>916</u>	<u>-98.1%</u>	<u>-47,998</u>
OFFICE OF ECONOMIC DEVELOPMENT					
Charges for Services	445,808	451,060	512,388	13.6%	61,328
	<u>445,808</u>	<u>451,060</u>	<u>512,388</u>	<u>13.6%</u>	<u>61,328</u>
TOTAL REVENUE	489,679	499,974	513,304	2.7%	13,330
EXPENDITURES					
OFFICE OF ECONOMIC DEVELOPMENT					
Salaries	223,644	235,870	238,766	1.2%	2,896
Employer Provided Benefits	101,307	109,108	126,757	16.2%	17,649
Internal Service Charges	28,459	15,772	25,829	63.8%	10,057
Other Operating Expenses	13,279	26,599	64,840	143.8%	38,241
Capital Outlay	0	3	1	-66.7%	-2
Indirect Cost	99,871	112,622	57,111	-49.3%	-55,511
	<u>466,560</u>	<u>499,974</u>	<u>513,304</u>	<u>2.7%</u>	<u>13,330</u>
TOTAL EXPENDITURES	466,560	499,974	513,304	2.7%	13,330

AUTHORIZED POSITION CAP

	FY 13	FY 14	Change
Authorized Positions	7	7	
Part-Time Hours	3,616	3,616	

**MOTOR VEHICLE INSPECTION
SUBFUND 431**

BACKGROUND

The Public Parking Division manages the inspection stations for school buses, city vehicle, and vehicles for hire.

REVENUE

Miscellaneous Revenue

- The decrease of \$2,584 is due to lower investment pool earnings.

Transfers from Fund Balance

- The decrease of \$45,414 is due to not needing to appropriate funds from fund balance for FY14.

Charges for Services

- The increase of \$61,328 is due to a higher revenue projection in inspection station index.

EXPENDITURES

Employer Provided Benefits

- The increase of \$17,649 is mainly due to the increase of \$17,395 in general employees' pension contribution.

Internal Service Charges

- The increase of \$10,057 is primarily due to net increase is being driven by the addition of new building cost allocation (s) totaling \$8,273. The cost of daily operation and maintenance of public buildings was moved into a new internal service fund as part of the FY 14 budget and is now allocated to the various users to increase transparency and accountability. The increase is also due to the increase of \$3,360 in guard service and ADT – allocation, and the net increase of \$1,330 in net ITD allocation.

Other Operating Expenses

- The increase of \$34,881 is primarily due to the increase of \$38,112 in miscellaneous services and charges.

Indirect Cost

- The decrease of \$55,511 is due to the indirect cost study done by MAXIMUS Consulting Services, Inc.

AUTHORIZED POSITION CAP

There are no changes.

CITY OF JACKSONVILLE, FLORIDA

SOLID WASTE DISPOSAL

SUBFUND -- 441

	FY 12 Actual	FY 13 Budget	FY 14 Approved	Change From Prior Year	
				Percent	Dollar
REVENUE					
NON-DEPARTMENTAL / FUND LEVEL ACTIVITIES					
Miscellaneous Revenue	-86,587	0	0		0
Transfers From Other Funds	549,223	0	0		0
	<u>462,636</u>	<u>0</u>	<u>0</u>		<u>0</u>
PUBLIC WORKS					
Charges for Services	67,892,774	65,898,918	65,983,763	0.1%	84,845
Revenue From City Agencies - Allocations	76,578	75,243	117,551	56.2%	42,308
Fines and Forfeits	215	200	500	150.0%	300
Miscellaneous Revenue	1,155,491	1,036,675	1,587,099	53.1%	550,424
	<u>69,125,057</u>	<u>67,011,036</u>	<u>67,688,913</u>	<u>1.0%</u>	<u>677,877</u>
TOTAL REVENUE	69,587,693	67,011,036	67,688,913	1.0%	677,877
EXPENDITURES					
NON-DEPARTMENTAL / FUND LEVEL ACTIVITIES					
Salary & Benefit Lapse	0	-138,857	-257,238	85.3%	-118,381
Debt Service	5,299,009	5,371,526	5,413,502	0.8%	41,976
Transfers to Other Funds	449,582	0	0		0
Banking Fund Debt Repayments	0	0	31,793		31,793
Cash Carryover	0	0	289,387		289,387
	<u>5,748,591</u>	<u>5,232,669</u>	<u>5,477,444</u>	<u>4.7%</u>	<u>244,775</u>
PUBLIC WORKS					
Salaries	3,766,294	3,815,975	3,976,898	4.2%	160,923
Employer Provided Benefits	1,696,446	1,926,174	2,064,895	7.2%	138,721
Internal Service Charges	3,104,603	3,109,289	2,922,758	-6.0%	-186,531
Other Operating Expenses	50,892,964	51,958,172	52,350,149	0.8%	391,977
Capital Outlay	16,574	14	2	-85.7%	-12
Supervision Allocation	-287,322	-241,806	-177,148	-26.7%	64,658
Indirect Cost	1,361,239	1,271,020	1,073,915	-15.5%	-197,105
Extraordinary Lapse	0	-60,471	0	-100.0%	60,471
	<u>60,550,798</u>	<u>61,778,367</u>	<u>62,211,469</u>	<u>0.7%</u>	<u>433,102</u>
TOTAL EXPENDITURES	66,299,389	67,011,036	67,688,913	1.0%	677,877

AUTHORIZED POSITION CAP

	FY 13	FY 14	Change
Authorized Positions	112	116	4
Part-Time Hours			

**SOLID WASTE DISPOSAL
SUBFUND 441**

BACKGROUND

The Solid Waste Disposal Subfund accounts for solid waste disposal operations, including the collection of household and commercial waste, yard debris, recyclables, and disposal activities most notably at the Trail Ridge landfill. It is comprised of multiple activities that include collection administration, residential collection, downtown collection, and litter pick-up (small and large debris).

Solid waste user fees were established, pursuant to Ordinance # 2007-837-E, in an effort to partially offset the costs of collecting, processing, disposing, recycling, and composting of residential solid waste. Subsequently, Ordinance# 2010-446-E determined the actual solid waste cost and provided for a service assessment to match the cost of providing the service to the user fee and provided provisions for future assessments.

REVENUE

Charges for Services

- The net increase of \$84,845 is primarily due to an increase of \$288,676 in commercial tipping fees. This increase was offset by decreases of \$42,984 in internal and external host fees, \$71,466 in solid waste disposal fees, \$11,768 in commercial waste collection, and \$13,853 in user fee credit revenues.

Revenue from City Agencies

- The increase of \$42,308 is due to the growth of recyclable product sales.

Miscellaneous Revenue

- The increase of \$550,424 is primarily due to a rise in sales of recyclable products.

EXPENDITURES

Salary & Benefit Lapse

- This reflects an estimated salary and benefit lapse based on average turnover ratio and estimated number of vacancies in FY 14.

Debt Service

- The increase of \$41,976 is due to an increase of \$245,000 in debt service transfer (intrafund) – principal cost. This was mostly offset by a decrease of \$203,024 in in debt service transfer (intrafund) – interest cost.

Banking Fund Debt Repayments

- The increase of \$31,793 is attributable to banking fund interest allocation costs.

Cash Carryover

- The increase of \$289,387 is due to excess funds being appropriated to this line item.

Salaries

- The increase of \$160,923 is primarily due to an increase of \$174,464 in permanent and probationary salaries. This is somewhat offset by a decrease of \$15,324 in leave rollback/sellback costs.

Employer Provided Benefits

- The net increase of \$138,721 is primarily due to increases of \$241,425 in GEPP pension contributions, \$52,799 in group hospitalization. These were somewhat offset by a decrease of \$187,207 in workers compensation insurance costs.

CITY OF JACKSONVILLE, FLORIDA

Internal Service Charges

- The decrease of \$186,531 is primarily due to reductions of \$141,802 in OGC legal and \$29,819 in fleet vehicle rental.

Utilities & Building Maint Allocations

- The increase of \$47,995 is due to \$47,665 in Utility allocation and \$330 in building maintenance costs.

Other Operating Expenses

- The increase of \$391,977 is primarily due to an increase of \$981,385 in contract garbage/recycling costs. This was mostly offset by decreases of \$387,553 in landfill, \$140,765 in miscellaneous services and charges, \$30,403 in general liability insurance, \$8,391 in repairs and maintenance, and \$6,252 in professional services costs.

Supervision Allocation

- This amount represents the administrative cost of the Division which is allocated to each fund within Solid Waste.

Indirect Costs

- The decrease of \$197,105 is due to the indirect cost study performed by Maximus Consulting Services, Inc.

Extraordinary Lapse

- The extraordinary lapse has been removed for FY14.

AUTHORIZED POSITION CAP

The authorized position cap increased by two (4) positions as part of the budget process.



CITY OF JACKSONVILLE, FLORIDA

CONTAMINATION ASSESSMENT

SUBFUND -- 442

	FY 12 Actual	FY 13 Budget	FY 14 Approved	Change From Prior Year	
				Percent	Dollar
REVENUE					
NON-DEPARTMENTAL / FUND LEVEL ACTIVITIES					
Miscellaneous Revenue	93,591	48,000	29,629	-38.3%	-18,371
Transfers from Fund Balance	636,224	638,989	665,058	4.1%	26,069
	<u>729,815</u>	<u>686,989</u>	<u>694,687</u>	1.1%	7,698
PUBLIC WORKS					
Charges for Services	212,770	216,861	214,537	-1.1%	-2,324
	<u>212,770</u>	<u>216,861</u>	<u>214,537</u>	-1.1%	-2,324
TOTAL REVENUE	942,585	903,850	909,224	0.6%	5,374
EXPENDITURES					
PUBLIC WORKS					
Internal Service Charges	48,432	18,615	32,974	77.1%	14,359
Other Operating Expenses	219,350	885,235	876,250	-1.0%	-8,985
	<u>267,782</u>	<u>903,850</u>	<u>909,224</u>	0.6%	5,374
TOTAL EXPENDITURES	267,782	903,850	909,224	0.6%	5,374

AUTHORIZED POSITION CAP

	FY 13	FY 14	Change
Authorized Positions			
Part-Time Hours			

**CONTAMINATION ASSESSMENT
SUBFUND 442**

BACKGROUND

A Resource Recovery Fee is applied to each Class I and III ton deposited at the Trail Ridge (City-owned) landfill as well as Class III tons deposited at the Old Kings Road (private) landfill. Resource Recovery Fees are categorized as either internal or external host fees dependent upon the relevance to Class I and III tonnage respectively. Host fees are assessed at the rate of \$0.24 per ton and are used to examine, evaluate and remedy numerous contaminated landfills and dump sites.

REVENUE

Miscellaneous Revenue

- The decrease of \$18,371 is due to a contraction in investment pool earnings.

Transfers from Fund Balance

- The transfer from retained earnings provides funding for the operations of contamination assessments. The increase of \$26,069 is needed to cover operating expenses for FY 14.

Charges for Services

- The decrease of \$2,324 is due to reductions of \$1,417 in internal host fee and \$907 in external host fee revenues.

EXPENDITURES

Internal Service Charges

- The increase of \$14,359 is due to an increase of \$14,359 in OGC legal charges.

Other Operating Expenses

- The decrease of \$8,985 is primarily due to decreases of \$4,000 in repairs and maintenance and \$4,000 in miscellaneous services and charges costs.

AUTHORIZED POSITION CAP

There are no authorized positions in this subfund.

CITY OF JACKSONVILLE, FLORIDA

LANDFILL CLOSURE

SUBFUND -- 443

	FY 12 Actual	FY 13 Budget	FY 14 Approved	Change From Prior Year	
				Percent	Dollar
REVENUE					
NON-DEPARTMENTAL / FUND LEVEL ACTIVITIES					
Miscellaneous Revenue	644,311	480,000	428,309	-10.8%	-51,691
Transfers From Other Funds	449,582	0	0		0
Transfers from Fund Balance	10,717,103	7,370,232	3,785,272	-48.6%	-3,584,960
	<u>11,810,996</u>	<u>7,850,232</u>	<u>4,213,581</u>	<u>-46.3%</u>	<u>-3,636,651</u>
PUBLIC WORKS					
Charges for Services	1,755,354	1,789,098	1,769,930	-1.1%	-19,168
Miscellaneous Revenue	1,048,802	0	0		0
	<u>2,804,156</u>	<u>1,789,098</u>	<u>1,769,930</u>	<u>-1.1%</u>	<u>-19,168</u>
TOTAL REVENUE	14,615,152	9,639,330	5,983,511	-37.9%	-3,655,819
EXPENDITURES					
PUBLIC WORKS					
Salaries	195,412	202,848	207,609	2.3%	4,761
Employer Provided Benefits	66,919	114,748	137,719	20.0%	22,971
Internal Service Charges	3,040	0	9,674		9,674
Other Operating Expenses	6,253,661	9,321,731	5,628,507	-39.6%	-3,693,224
Capital Outlay	0	3	2	-33.3%	-1
	<u>6,519,032</u>	<u>9,639,330</u>	<u>5,983,511</u>	<u>-37.9%</u>	<u>-3,655,819</u>
TOTAL EXPENDITURES	6,519,032	9,639,330	5,983,511	-37.9%	-3,655,819

AUTHORIZED POSITION CAP

FY 13 FY 14 Change

Authorized Positions
Part-Time Hours

**LANDFILL CLOSURE
SUBFUND 443**

BACKGROUND

The Landfill Closure Subfund was established to provide for the closure and post closure costs of the North, East, and Trail Ridge landfills. A Resource Recovery Fee (internal and external host fees) provides funding for this purpose at the rate of \$1.98 per Class I and Class III tons deposited at the Trail Ridge (City-owned) landfill as well as Class III tons deposited at the Old Kings Road (private) landfill.

REVENUE

Miscellaneous Revenue

- The decrease of \$51,691 is due to a contraction in investment pool earnings.

Transfer from Fund Balance

- The decrease of \$3,584,960 is due to a reduced transfer from retained earnings.

Charges for Services

- The decrease of \$19,168 is due to a reduction of \$11,688 in internal host fee and \$7,480 in external host fee revenues.

EXPENDITURES

Salaries

- The increase of \$4,761 is primarily due to an increase of \$4,584 in permanent and probationary salaries.

Employer Provided Benefits

- The increase of \$22,971 is mainly due to increases of \$16,340 in GEPP pension contribution and \$8,947 in workers compensation insurance costs. These were slightly offset by a decrease of \$2,262 in group hospitalization insurance costs.

Utilities & Building Maint Allocations

- The increase of \$9,674 is due to an increase in building maintenance costs.

Other Operating Expenses

- The decrease of \$3,693,224 is primarily due to a decrease of \$ 3,548,847 in miscellaneous services and charges, \$67,000 in other operating supplies, \$40,750 in repairs and maintenance, and \$22,564 in equipment rental costs.

AUTHORIZED POSITION CAP

There are no authorized positions in this subfund.

CITY OF JACKSONVILLE, FLORIDA

SOLID WASTE FACILITIES MITIGATION

SUBFUND -- 445

	FY 12 Actual	FY 13 Budget	FY 14 Approved	Change From Prior Year	
				Percent	Dollar
REVENUE					
NON-DEPARTMENTAL / FUND LEVEL ACTIVITIES					
Miscellaneous Revenue	71,776	36,000	21,383	-40.6%	-14,617
	<u>71,776</u>	<u>36,000</u>	<u>21,383</u>	<u>-40.6%</u>	<u>-14,617</u>
PUBLIC WORKS					
Charges for Services	174,847	176,426	174,950	-0.8%	-1,476
Transfers from Fund Balance	740,345	0	0		0
	<u>915,192</u>	<u>176,426</u>	<u>174,950</u>	<u>-0.8%</u>	<u>-1,476</u>
TOTAL REVENUE	986,968	212,426	196,333	-7.6%	-16,093
EXPENDITURES					
NON-DEPARTMENTAL / FUND LEVEL ACTIVITIES					
Transfers to Other Funds	299,595	0	0		0
Cash Carryover	0	212,426	196,333	-7.6%	-16,093
	<u>299,595</u>	<u>212,426</u>	<u>196,333</u>	<u>-7.6%</u>	<u>-16,093</u>
PARKS & RECREATION					
Operating - Capital Expense	4,949	0	0		0
	<u>4,949</u>	<u>0</u>	<u>0</u>		<u>0</u>
TOTAL EXPENDITURES	304,544	212,426	196,333	-7.6%	-16,093

AUTHORIZED POSITION CAP

	FY 13	FY 14	Change
Authorized Positions			
Part-Time Hours			

**SOLID WASTE FACILITIES MITIGATION
SUBFUND 445**

BACKGROUND

The Solid Waste Facilities Mitigation Subfund was established to mitigate property concerns in areas surrounding Class I landfills. A Resource Recovery Fee (Internal Host Fee) of \$.50 is applied to each Class I ton deposited at the Trail Ridge landfill. Ordinance 2007-739-E authorized a 50/50 sharing of the Internal Host Fee between Class I mitigation activities and the Taye Brown Regional Park Improvement District. Mitigation projects are determined pursuant to the City of Jacksonville's municipal code, Chapter 380, Part 4.

REVENUE

Miscellaneous Revenue

- The decrease of \$14,617 is due to a lower assumption on investment pool earnings.

Charges for Services

- The decrease of \$1,476 is due to a reduction in internal host fee revenues.

EXPENDITURES

Cash Carryover

- The reduction of \$16,093 is due to diminished excess funds being appropriated to this line item.

AUTHORIZED POSITION CAP

There are no authorized positions in this subfund.

CITY OF JACKSONVILLE, FLORIDA

SOLID WASTE CLASS III MITIGATION

SUBFUND -- 446

	FY 12 Actual	FY 13 Budget	FY 14 Approved	Change From Prior Year	
				Percent	Dollar
REVENUE					
NON-DEPARTMENTAL / FUND LEVEL ACTIVITIES					
Miscellaneous Revenue	39,884	19,200	13,341	-30.5%	-5,859
Transfers from Fund Balance	250,544	0	0		0
	<u>290,428</u>	<u>19,200</u>	<u>13,341</u>	<u>-30.5%</u>	<u>-5,859</u>
PUBLIC WORKS					
Charges for Services	93,577	98,941	97,052	-1.9%	-1,889
	<u>93,577</u>	<u>98,941</u>	<u>97,052</u>	<u>-1.9%</u>	<u>-1,889</u>
TOTAL REVENUE	384,006	118,141	110,393	-6.6%	-7,748
EXPENDITURES					
NON-DEPARTMENTAL / FUND LEVEL ACTIVITIES					
Transfers to Other Funds	15,000	0	0		0
Cash Carryover	0	118,141	110,393	-6.6%	-7,748
	<u>15,000</u>	<u>118,141</u>	<u>110,393</u>	<u>-6.6%</u>	<u>-7,748</u>
PARKS, RECR., ENT. & CONSERVATION					
Capital Outlay	1,719	0	0		0
	<u>1,719</u>	<u>0</u>	<u>0</u>		<u>0</u>
TOTAL EXPENDITURES	16,719	118,141	110,393	-6.6%	-7,748

AUTHORIZED POSITION CAP

	FY 13	FY 14	Change
Authorized Positions			
Part-Time Hours			

**SOLID WASTE CLASS III MITIGATION
SUBFUND 446**

BACKGROUND

The Solid Waste Class III Mitigation Subfund was established to mitigate property concerns in areas surrounding Class III landfills (i.e. private construction and demolition debris landfills). A Resource Recovery Fee (External Host Fee) of \$.50 is applied to each Class III ton deposited at the Old Kings Road (private) landfill. Mitigation projects are determined pursuant to the City of Jacksonville's Municipal Code, Chapter 380, Part 4.

REVENUE

Miscellaneous Revenue

- The decrease of \$5,859 is due to a lower assumption on investment pool earnings.

Charges for Services

- The decrease of \$1,889 is due to a reduction in external host fee revenues.

EXPENDITURES

Cash Carryover

- The decrease of \$7,748 is due to diminished excess funds being appropriated to this line item.

AUTHORIZED POSITION CAP

There are no authorized positions in this subfund.

CITY OF JACKSONVILLE, FLORIDA

2009B EXCISE TAX REV BONDS-SOLID WASTE

SUBFUND -- 44G

	FY 12 Actual	FY 13 Budget	FY 14 Approved	Change From Prior Year	
				Percent	Dollar
REVENUE					
NON-DEPARTMENTAL / FUND LEVEL ACTIVITIES					
Miscellaneous Revenue	0	12,066	8,810	-27.0%	-3,256
Transfer In to Pay Debt Service	0	1,798,934	1,802,690	0.2%	3,756
	0	1,811,000	1,811,500	0.0%	500
TOTAL REVENUE	0	1,811,000	1,811,500	0.0%	500
EXPENDITURES					
NON-DEPARTMENTAL / FUND LEVEL ACTIVITIES					
Fiscal and Other Debt Fees	0	1,811,000	1,811,500	0.0%	500
	0	1,811,000	1,811,500	0.0%	500
TOTAL EXPENDITURES	0	1,811,000	1,811,500	0.0%	500

AUTHORIZED POSITION CAP

FY 13 FY 14 Change

Authorized Positions
Part-Time Hours

**2009B EXCISE TAX REVENUE BONDS - SOLID WASTE
SUBFUND 44G**

BACKGROUND

Subfund 44G is a debt service fund utilized for the payment of long-term debt principal, interest and fiscal agent fees associated with bond issue ETR 2009B from funding transferred from a bond sinking fund. This bond issue refunded previous bond issue ETR 1996A and replaced subfund 44B as one of the debt service funds for bond issues supporting Solid Waste Disposal Operations (SF 441).

REVENUE

Miscellaneous Revenue

- Is made up of anticipated interest earnings for FY 14 and will be used to pay part of the debt service costs for FY14. Interest earnings are expected to decrease due to lower investment returns.

Transfer in to Pay Debt Service

- This represents a transfer from the Solid Waste operating fund (SF 441) to pay the remaining debt service costs for FY14.

EXPENDITURES

Fiscal and Other Debt Fees

- Represents both the principal and interest costs, which are based upon a repayment schedule that was established at the time the bonds were issued.

Account Title	Principal	Interest	Fiscal Agent Fees	Total
2009B ETR (ref 96A)	1,565,000	246,500	0	1,811,500

AUTHORIZED POSITION CAP

There are no employees associated with this subfund.

CITY OF JACKSONVILLE, FLORIDA

2009C EXCISE TAX REV BONDS-SOLID WASTE

SUBFUND -- 44H

	FY 12 Actual	FY 13 Budget	FY 14 Approved	Change From Prior Year	
				Percent	Dollar
REVENUE					
NON-DEPARTMENTAL / FUND LEVEL ACTIVITIES					
Miscellaneous Revenue	0	23,558	17,388	-26.2%	-6,170
Transfer In to Pay Debt Service	0	3,572,592	3,610,812	1.1%	38,220
	0	3,596,150	3,628,200	0.9%	32,050
TOTAL REVENUE	0	3,596,150	3,628,200	0.9%	32,050
EXPENDITURES					
NON-DEPARTMENTAL / FUND LEVEL ACTIVITIES					
Fiscal and Other Debt Fees	0	3,596,150	3,628,200	0.9%	32,050
	0	3,596,150	3,628,200	0.9%	32,050
TOTAL EXPENDITURES	0	3,596,150	3,628,200	0.9%	32,050

AUTHORIZED POSITION CAP

	FY 13	FY 14	Change
Authorized Positions			
Part-Time Hours			

**2009C EXCISE TAX REVENUE BONDS - SOLID WASTE
SUBFUND 44H**

BACKGROUND

Subfund 44H is a debt service fund utilized for the payment of long-term debt principal, interest and fiscal agent fees associated with bond issue ETR 2009C from funding transferred from a bond sinking fund. This bond issue refunded previous bond issue ETR 1999B and replaced subfund 44D as one of the debt service funds for bond issues supporting Solid Waste Disposal Operations (SF 441).

REVENUE

Miscellaneous Revenue

- Is made up of anticipated interest earnings for FY 14 and will be used to pay part of the debt service costs for FY14. Interest earnings are expected to decrease due to lower investment returns.

Transfer in to Pay Debt Service

- This represents a transfer from the Solid Waste operating fund (SF 441) to pay the remaining debt service costs for FY14.

EXPENDITURES

Fiscal and Other Debt Fees

- Represents both the principal and interest costs, which are based upon a repayment schedule that was established at the time the bonds were issued.

Account Title	Principal	Interest	Fiscal Agent Fees	Total
2009C ETR (ref 99B)	3,220,000	408,200	0	3,628,200

AUTHORIZED POSITION CAP

There are no employees associated with this subfund.

CITY OF JACKSONVILLE, FLORIDA

SOLID WASTE MITIGATION-CAPITAL PROJ

SUBFUND -- 441

	FY 12 Actual	FY 13 Budget	FY 14 Approved	Change From Prior Year	
				Percent	Dollar
REVENUE					
NON-DEPARTMENTAL / FUND LEVEL ACTIVITIES					
Transfers From Other Funds	299,595	0	0		0
	<u>299,595</u>	<u>0</u>	<u>0</u>		<u>0</u>
PUBLIC WORKS					
Charges for Services	174,847	176,426	174,950	-0.8%	-1,476
Miscellaneous Revenue	47,954	25,000	18,034	-27.9%	-6,966
	<u>222,801</u>	<u>201,426</u>	<u>192,984</u>	<u>-4.2%</u>	<u>-8,442</u>
TOTAL REVENUE	522,396	201,426	192,984	-4.2%	-8,442
EXPENDITURES					
NON-DEPARTMENTAL / FUND LEVEL ACTIVITIES					
Transfers to Other Funds	125,000	0	0		0
Cash Carryover	0	201,426	192,984	-4.2%	-8,442
	<u>125,000</u>	<u>201,426</u>	<u>192,984</u>	<u>-4.2%</u>	<u>-8,442</u>
PUBLIC WORKS					
Capital Outlay	22,146	0	0		0
	<u>22,146</u>	<u>0</u>	<u>0</u>		<u>0</u>
TOTAL EXPENDITURES	147,146	201,426	192,984	-4.2%	-8,442

AUTHORIZED POSITION CAP

FY 13 FY 14 Change

Authorized Positions
Part-Time Hours

**SOLID WASTE MITIGATION CAPITAL PROJECTS
SUBFUND 44I**

BACKGROUND

The Solid Waste Mitigation Capital Projects Subfund was established to record and account for capital projects attributed to Class I landfill mitigation capital projects as well as to provide a separate subfund to isolate the Taye Brown Regional Park Improvement District's share of Internal Host Fees collected at the Trail Ridge Landfill, and associated investment earnings, from general mitigation activities.

The subfund also serves as the Taye Brown Regional Park Improvement Trust Fund, a permanent, on-going trust fund of the City of Jacksonville. The subfund is authorized to accept Council appropriations, gifts, fees, and other types of donations.

REVENUE

Charges for Services

- Internal Host Fee revenue is derived from the Taye Brown Regional Park Improvement District's share of Resource Recovery Fees collected at the Trail Ridge Landfill. The internal host fee of \$174,950 is calculated based on \$0.25 per ton.

Miscellaneous Revenue

- The decrease of \$6,966 is due to a contraction in investment pool earnings.

EXPENDITURES

Cash Carryover

- The decrease of \$8,442 is due to diminished excess funds being appropriated to this line item.

AUTHORIZED POSITION CAP

There are no authorized positions in this subfund.

CITY OF JACKSONVILLE, FLORIDA

SOLID WASTE GENERAL CAPITAL PROJECTS

SUBFUND -- 44K

	FY 12 Actual	FY 13 Budget	FY 14 Approved	Change From Prior Year	
				Percent	Dollar
REVENUE					
PUBLIC WORKS					
Other Sources	0	0	5,406,000		5,406,000
	0	0	5,406,000		5,406,000
TOTAL REVENUE	0	0	5,406,000		5,406,000
EXPENDITURES					
PUBLIC WORKS					
Capital Outlay	0	0	5,406,000		5,406,000
	0	0	5,406,000		5,406,000
TOTAL EXPENDITURES	0	0	5,406,000		5,406,000

AUTHORIZED POSITION CAP

	FY 13	FY 14	Change
Authorized Positions			
Part-Time Hours			

**SOLID WASTE GENERAL CAPITAL PROJECTS
SUBFUND 44K**

BACKGROUND

This fund currently houses the FY 14 approved Solid Waste Capital Improvement Projects (CIP) to be funded with Banking Fund borrowing as detailed on budget ordinance schedule B4a.

REVENUE

Other Sources

- The funding in other sources represents FY 14 approved borrowing for the CIP and is detailed in the table below.

EXPENDITURES

Capital Outlay

- The table below details the project and project amounts:

		5,406,000
Project	Project Title	FY 14 Approved
SW0001 02	Compressed Natural Gas Conversion	5,406,000

AUTHORIZED POSITION CAP

There are no positions in this subfund.

CITY OF JACKSONVILLE, FLORIDA

MAYPORT FERRY

SUBFUND -- 451

	FY 12 Actual	FY 13 Budget	FY 14 Approved	Change From Prior Year	
				Percent	Dollar
REVENUE					
NON-DEPARTMENTAL / FUND LEVEL ACTIVITIES					
Miscellaneous Revenue	0	1,565	0	-100.0%	-1,565
Other Sources	0	200,000	0	-100.0%	-200,000
Transfers From Other Funds	200,000	0	449,715		449,715
Transfers from Fund Balance	0	200,000	70,000	-65.0%	-130,000
	200,000	401,565	519,715	29.4%	118,150
PUBLIC WORKS					
Charges for Services	0	1,350,000	1,270,402	-5.9%	-79,598
Miscellaneous Revenue	10,000	0	0		0
	10,000	1,350,000	1,270,402	-5.9%	-79,598
TOTAL REVENUE	210,000	1,751,565	1,790,117	2.2%	38,552
EXPENDITURES					
PUBLIC WORKS					
Internal Service Charges	0	316,800	305,062	-3.7%	-11,738
Other Operating Expenses	0	1,434,764	1,485,054	3.5%	50,290
Capital Outlay	0	1	1	0.0%	0
	0	1,751,565	1,790,117	2.2%	38,552
TOTAL EXPENDITURES	0	1,751,565	1,790,117	2.2%	38,552

AUTHORIZED POSITION CAP

FY 13 FY 14 Change

Authorized Positions
Part-Time Hours

**MAYPORT FERRY
SUBFUND 451**

BACKGROUND

Ordinances 2012-0235-E and 2012-0522-E established the creation of the St. Johns River Ferry Commission and the operating procedures for running the Mayport Ferry when the Jacksonville Port Authority returned the Ferry, and the tangible property related to Ferry Operations, to the City of Jacksonville in 2012.

REVENUE

Non-Departmental / Fund Level Activities

Miscellaneous Revenue

- No investment pool earnings have been budgeted in FY 14 due to the fund's negative cash position.

Other Sources

- The FY 13 funding in this category was a one-time contribution from the Jacksonville Port Authority.

Transfers from Other Funds

- This amount represents the needed subsidy from the General Fund – GSD (SF 011) in order to balance the fund.

Transfers from Fund Balance

- This amount represents the Council Auditor's estimated available retained earnings from FY 13 which is being used in FY 14 to help balance the fund.

Public Works

Charges for Services

- This amount represents the anticipated transportation fare revenues. The reduction is partially driven by the loss of one month worth of revenue due the maintenance "haul out" scheduled to occur in December of 2013.

EXPENDITURES

Public Works

Internal Service Charges

- This amount represents the anticipated fuel allocation from Fleet Management for FY 14. The reduction is partially due to the maintenance "haul out" scheduled in December 2013 as mentioned above.

Other Operating Expenses

- The bulk of funding in this area is for the ferry operating contract with Hornblower Marine Services. This contract accounts for \$1,449,968 of the budgetary funding. The remaining amount is for the City's miscellaneous insurance allocation.

AUTHORIZED POSITION CAP

There are no authorized positions in this subfund.

CITY OF JACKSONVILLE, FLORIDA

MAYPORT FERRY CAPITAL PROJECTS FUND

SUBFUND -- 452

	FY 12 Actual	FY 13 Budget	FY 14 Approved	Change From Prior Year	
				Percent	Dollar
REVENUE					
PUBLIC WORKS					
Other Sources	0	0	1,000,000		1,000,000
	0	0	1,000,000		1,000,000
TOTAL REVENUE	0	0	1,000,000		1,000,000
EXPENDITURES					
PUBLIC WORKS					
Capital Outlay	0	0	1,000,000		1,000,000
	0	0	1,000,000		1,000,000
TOTAL EXPENDITURES	0	0	1,000,000		1,000,000

AUTHORIZED POSITION CAP

FY 13 FY 14 Change

Authorized Positions
Part-Time Hours

**MAYPORT FERRY CAPITAL PROJECTS FUND
SUBFUND 452**

BACKGROUND

This fund was established as part of the FY 14 budget process to house current and future capital projects for the Mayport Ferry.

REVENUE

Other Sources

- This amount represents a one-time contribution from the Jacksonville Port Authority to fund vessel rehabilitation.

EXPENDITURES

Capital Outlay

- This amount represents the capital funding for vessel rehabilitation.

AUTHORIZED POSITION CAP

There are no authorized positions in this subfund.

CITY OF JACKSONVILLE, FLORIDA

STORMWATER SERVICES

SUBFUND -- 461

	FY 12 Actual	FY 13 Budget	FY 14 Approved	Change From Prior Year	
				Percent	Dollar
REVENUE					
NON-DEPARTMENTAL / FUND LEVEL ACTIVITIES					
Miscellaneous Revenue	832,716	0	0		0
Transfers From Other Funds	1,482,501	1,557,442	1,557,442	0.0%	0
	<u>2,315,217</u>	<u>1,557,442</u>	<u>1,557,442</u>	<u>0.0%</u>	<u>0</u>
PUBLIC WORKS					
Charges for Services	29,798,498	28,405,063	28,899,110	1.7%	494,047
	<u>29,798,498</u>	<u>28,405,063</u>	<u>28,899,110</u>	<u>1.7%</u>	<u>494,047</u>
TOTAL REVENUE	32,113,714	29,962,505	30,456,552	1.6%	494,047
EXPENDITURES					
NEIGHBORHOODS					
Salaries	120,198	119,758	48,431	-59.6%	-71,327
Employer Provided Benefits	51,966	55,943	43,710	-21.9%	-12,233
Internal Service Charges	5,973	3,707	4,490	21.1%	783
Other Operating Expenses	39,255	65,562	16,788	-74.4%	-48,774
Capital Outlay	0	4	10,207	255075.0%	10,203
	<u>217,392</u>	<u>244,974</u>	<u>123,626</u>	<u>-49.5%</u>	<u>-121,348</u>
NON-DEPARTMENTAL / FUND LEVEL ACTIVITIES					
Debt Service	0	3,808,791	3,686,656	-3.2%	-122,135
Transfers to Other Funds	9,054,053	5,837,679	7,443,023	27.5%	1,605,344
Banking Fund Debt Repayments	1,116,471	2,590,491	2,442,929	-5.7%	-147,562
Cash Carryover	0	47,863	0	-100.0%	-47,863
	<u>10,170,524</u>	<u>12,284,824</u>	<u>13,572,608</u>	<u>10.5%</u>	<u>1,287,784</u>
PARKS AND RECREATION					
Salaries	17,900	18,636	37,272	100.0%	18,636
Employer Provided Benefits	354	271	540	99.3%	269
Other Operating Expenses	5,023	5,419	11,246	107.5%	5,827
	<u>23,277</u>	<u>24,326</u>	<u>49,058</u>	<u>101.7%</u>	<u>24,732</u>
PUBLIC WORKS					
Salaries	5,870,345	6,323,674	4,482,581	-29.1%	-1,841,093
Employer Provided Benefits	2,836,767	3,308,135	2,492,286	-24.7%	-815,849
Internal Service Charges	2,142,802	2,305,029	2,260,536	-1.9%	-44,493
Other Operating Expenses	3,284,284	4,039,866	6,295,044	55.8%	2,255,178
Capital Outlay	0	3	1	-66.7%	-2
Indirect Cost	1,689,227	1,431,674	1,180,812	-17.5%	-250,862
	<u>15,823,426</u>	<u>17,408,381</u>	<u>16,711,260</u>	<u>-4.0%</u>	<u>-697,121</u>
TOTAL EXPENDITURES	26,234,619	29,962,505	30,456,552	1.6%	494,047

AUTHORIZED POSITION CAP

	FY 13	FY 14	Change
Authorized Positions	201	22	-179
Part-Time Hours	1,300	2,600	1,300

**STORMWATER SERVICES
SUBFUND 461**

BACKGROUND

The Stormwater Services fund provides a dedicated funding source, through the Stormwater fee, and operating budget for various Departments including Neighborhoods, Parks & Recreations and Public Works. The Neighborhoods Department - Environmental Quality Division is responsible for inspections of illicit connections to drainage systems, inspections of high priority industries, and surface water quality monitoring. The Parks & Recreation Department administers the Florida Yards Program to address issues with pollution and disappearing habitats and serves to maintain compliance with a stormwater regulatory permit. The Public Works Department is responsible for completing various flood and drainage mitigation projects, cleaning canals and ditches, addressing stormwater treatment issues, maintaining collection and pumping systems, as well as stormwater treatment facilities and ponds.

REVENUE

Non-Departmental / Fund Level Activities

Transfers from Other Funds

- This amount represents the General Fund – GSD (SF 011) contribution for Stormwater fees that are waived for 501(c) 3 organizations, and individuals and families who are economically disadvantaged.

Public Works

Charges for Services

- This category houses the stormwater fee and its associated late fees and contra-revenue accounts. The increase of \$494,047 is primarily due to increases of \$328,203 in stormwater fee and \$155,449 in user fees credit for early payment discount revenues.

EXPENDITURES

Neighborhoods

Salaries

- The decrease of \$71,327 is due to reductions of \$70,031 in permanent and probationary salary and \$1,296 in special pay pensionable costs.

Employer Provided Benefits

- The decrease of \$12,233 is mainly due to reductions of \$11,789 in group hospitalization insurance and \$522 in workers compensation insurance costs.

Other Operating Expenses

- The decrease of \$48,774 is mainly due to reductions of \$19,759 in miscellaneous services and charges, \$17,956 in professional service, \$7,496 in repairs and maintenance and \$1,907 in travel expense costs.

Capital Outlay

- Capital funding has been provided in FY 14 for laboratory equipment.

Non-Departmental / Fund Level Activities

Debt Service

- This amount represents the FY 14 debt service requirements associated with 2008 capital project bond issue. The total is made up of \$1,705,170 in principal payments, \$1,740,919 in interest payments and \$240,567 in fiscal agent fees.

Transfers to Other Funds

- This amount represents the excess revenue over expenditures in this fund that is transferred to the Stormwater Services - Capital Project fund (SF 462) be used as pay-go funds for various capital projects.

Banking Fund Debt Repayment

- This amount represents the FY 14 repayment to the banking fund, interest and principal, for current and prior year stormwater capital improvement projects. The FY 14 budget amount is made up of \$873,685 in interest payments and \$1,569,244 in principal payments.

Parks and Recreation

Salaries

- The increase of \$18,636 is attributable to an increase in permanent and probationary salary costs.

Employer Provided Benefits

- The increase of \$269 is due to an increase in Medicare tax costs.

Other Operating Expenses

- The increase of \$5,827 is mainly due to increases of \$2,354 in other operating supplies, \$1,284 in miscellaneous services and charges and \$1,200 in local mileage costs.

Public Works

Salaries

- The decrease of \$1,841,093 is mainly due to the transfer out of 179 employees into the R-O-W Grounds Maintenance General Fund – GSD (SF 011) operations. The transfers resulted in reductions of \$1,732,635 in permanent and probationary salary, \$87,000 in salaries overtime and \$23,808 in special pay pensionable costs.

Employer Provided Benefits

- The decrease of \$815,849 is mainly due to the impact of the transfer out of 179 employees into the R-O-W Grounds Maintenance General Fund – GSD (SF 011) operations.

Other Operating Expenses

- The net increase of \$2,208,849 is mainly due to an increase of \$2,325,000 in contractual services costs. This was slightly offset by decreases of \$79,000 in postage cost, \$10,000 in landfill charges, \$14,000 in repair and maintenance supplies and \$7,338 in other operating supply costs.

Indirect Costs

- This represents an indirect cost allocation calculated as part of a study performed by Maximus Consulting Services, Inc.

AUTHORIZED POSITION CAP

One hundred seventy nine authorized positions were moved to the Public Works activity in the General Fund – GSD (SF 011). Part-time hours were also increased in this fund by 1,300.



CITY OF JACKSONVILLE, FLORIDA

STORMWATER SERVICES - CAPITAL PROJECTS

SUBFUND -- 462

	FY 12 Actual	FY 13 Budget	FY 14 Approved	Change From Prior Year	
				Percent	Dollar
REVENUE					
NON-DEPARTMENTAL / FUND LEVEL ACTIVITIES					
Miscellaneous Revenue	500,726	696,000	0	-100.0%	-696,000
Transfers From Other Funds	9,054,053	5,837,679	7,443,023	27.5%	1,605,344
	<u>9,554,779</u>	<u>6,533,679</u>	<u>7,443,023</u>	<u>13.9%</u>	<u>909,344</u>
PUBLIC WORKS					
Other Sources	0	4,375,000	3,591,000	-17.9%	-784,000
	<u>0</u>	<u>4,375,000</u>	<u>3,591,000</u>	<u>-17.9%</u>	<u>-784,000</u>
TOTAL REVENUE	9,554,779	10,908,679	11,034,023	1.1%	125,344
EXPENDITURES					
NON-DEPARTMENTAL / FUND LEVEL ACTIVITIES					
Transfers to Other Funds	0	0	0		0
	<u>0</u>	<u>0</u>	<u>0</u>		<u>0</u>
PUBLIC WORKS					
Internal Service - Capital Expense	519	0	0		0
Operating - Capital Expense	79,583	0	0		0
Capital Outlay	11,652,481	10,908,679	11,034,023	1.1%	125,344
	<u>11,732,584</u>	<u>10,908,679</u>	<u>11,034,023</u>	<u>1.1%</u>	<u>125,344</u>
TOTAL EXPENDITURES	11,732,584	10,908,679	11,034,023	1.1%	125,344

AUTHORIZED POSITION CAP

	FY 13	FY 14	Change
Authorized Positions			
Part-Time Hours			

**STORMWATER SERVICES – CAPITAL PROJECTS
SUBFUND 462**

BACKGROUND

The Stormwater Services – Capital Projects Subfund is an all years fund and accounts for capital projects financed by Stormwater user fees, investment earnings, retained earnings and debt proceeds.

REVENUE

Transfers from Other Funds

- This amount represents the transfer from the Stormwater Services operating fund (SF 461) to fund a portion of the CIP projects with cash (pay-go).

Other Sources

- This amount represents the FY 14 proposed borrowing needed for the projects below.

EXPENDITURES

Capital Outlay

- Capital funding has been provided for the projects detailed below:

Project Title	FY 14 Approved
DRAINAGE IMPROVEMENTS - DUVAL ROAD	150,000
BULLS BAY HWY DRAINAGE IMPROVEMENT	150,000
DRAINAGE IMPROVEMENTS - PARK ST	190,000
NOROAD/LAMBING DRAINAGE	226,000
STORM DRAIN REPLACEMENT-OSCEOLA ST	375,000
HAMILTON/JERSEY OUTFALL TO ROOSEVELT	500,000
OL PLANK ROAD OUTFALL	2,000,000
SEPTIC TANK PHASE OUT	2,000,000
DRAINAGE SYSTEM REHABILITATION	5,443,023
	11,034,023

AUTHORIZED POSITION CAP

There are no authorized positions in this subfund.

CITY OF JACKSONVILLE, FLORIDA

MUNICIPAL STADIUM - CITY
SUBFUND -- 4A1

	FY 12 Actual	FY 13 Budget	FY 14 Approved	Change From Prior Year	
				Percent	Dollar
REVENUE					
NON-DEPARTMENTAL / FUND LEVEL ACTIVITIES					
Taxes	7,021,748	7,142,099	7,334,419	2.7%	192,320
Miscellaneous Revenue	175,276	51,459	33,730	-34.5%	-17,729
Transfers From Other Funds	6,487,033	6,513,495	4,312,052	-33.8%	-2,201,443
	<u>13,684,056</u>	<u>13,707,053</u>	<u>11,680,201</u>	<u>-14.8%</u>	<u>-2,026,852</u>
OFFICE OF ECONOMIC DEVELOPMENT					
Charges for Services	1,909,960	1,925,000	2,025,000	5.2%	100,000
Miscellaneous Revenue	4,091,335	4,047,200	4,006,519	-1.0%	-40,681
	<u>6,001,295</u>	<u>5,972,200</u>	<u>6,031,519</u>	<u>1.0%</u>	<u>59,319</u>
TOTAL REVENUE	19,685,351	19,679,253	17,711,720	-10.0%	-1,967,533
EXPENDITURES					
NON-DEPARTMENTAL / FUND LEVEL ACTIVITIES					
Debt Service	10,630,530	11,363,531	10,164,729	-10.5%	-1,198,802
Transfers to Other Funds	4,851,216	4,663,060	4,055,817	-13.0%	-607,243
	<u>15,481,746</u>	<u>16,026,591</u>	<u>14,220,546</u>	<u>-11.3%</u>	<u>-1,806,045</u>
OFFICE OF ECONOMIC DEVELOPMENT					
Internal Service Charges	219,395	198,492	241,828	21.8%	43,336
Other Operating Expenses	3,517,023	3,404,170	3,194,346	-6.2%	-209,824
Capital Outlay	76,757	50,000	55,000	10.0%	5,000
	<u>3,813,175</u>	<u>3,652,662</u>	<u>3,491,174</u>	<u>-4.4%</u>	<u>-161,488</u>
TOTAL EXPENDITURES	19,294,920	19,679,253	17,711,720	-10.0%	-1,967,533
AUTHORIZED POSITION CAP					
		FY 13	FY 14	Change	

Authorized Positions
Part-Time Hours

**MUNICIPAL STADIUM - CITY
SUBFUND 4A1**

BACKGROUND

Sports Management Group (SMG) was hired by the City to manage six public entertainment facilities which include Everbank Field, the Memorial Arena, Jacksonville Baseball Stadium, Times-Union Center for Performing Arts, the Convention Center, Equestrian Center and the Ritz Theater and Museum. The Office of Economic Development serves as a liaison for SMG. The current contract term between the City of Jacksonville and SMG is January 1, 2013 through February 29, 2016.

REVENUE

Non-Departmental/Fund Level Activities

Taxes

- The increase of \$192,320 is due to higher projected tourist development tax revenue.

Miscellaneous Revenue

- The decrease of \$17,729 in Non-departmental/Fund Level Activities is due to lower investment pool earnings.

Transfers from Other Funds

- The decrease of \$2,201,443 represents a lower subsidy from the General Fund (SF 011).

Office of Economic Development

Charges for Services

- The increase of \$100,000 is due to an anticipated increase in daily parking and NFL ticket surcharge revenue.

Miscellaneous Revenue

- The decrease of \$40,681 in the Office of Economic Development is due to lowered projections in the rental of city facilities.

EXPENDITURES

Non-Departmental/Fund Level Activities

Debt Service

- This amount represents the transfer out to the Municipal Stadium – Debt Service fund (SF 4A6) to fund debt service costs.

Transfers to Other Funds

- This represents a subsidy to the Municipal Stadium-SMG fund (SF 4A2) and the repayment of loans from the General Capital Projects fund (SF 322).

Office of Economic Development

Internal Service Charges

- The net increase of \$43,336 is mainly due to reductions of \$4,348 in data center charges and \$3,763 in fleet vehicle rental charges. This is somewhat offset by increases of \$6,132 fleet vehicle rental charges, \$5,451 in helpdesk and desktop services, \$4,733 in computer maintenance charges and \$2,941 in fleet repairs and maintenance charges.

Other Operating Expenses

- The net decrease of \$209,824 is mainly due to a reduction of \$249,318 in utility costs. This was somewhat offset by an increase of \$45,500 in water expenses.

CITY OF JACKSONVILLE, FLORIDA

Capital Outlay

- The increase of \$5,000 represents the tangible personal property expenses in FY 14.

AUTHORIZED POSITION CAP

There are no authorized positions in this subfund.



CITY OF JACKSONVILLE, FLORIDA

MUNICIPAL STADIUM - SMG

SUBFUND -- 4A2

	FY 12 Actual	FY 13 Budget	FY 14 Approved	Change From Prior Year	
				Percent	Dollar
REVENUE					
NON-DEPARTMENTAL / FUND LEVEL ACTIVITIES					
Miscellaneous Revenue	0	31,850	0	-100.0%	-31,850
Transfers From Other Funds	4,440,216	4,271,060	3,941,233	-7.7%	-329,827
	<u>4,440,216</u>	<u>4,302,910</u>	<u>3,941,233</u>	<u>-8.4%</u>	<u>-361,677</u>
OFFICE OF ECONOMIC DEVELOPMENT					
Charges for Services	2,144,230	1,796,091	1,813,167	1.0%	17,076
Miscellaneous Revenue	1,517,250	1,453,615	1,470,692	1.2%	17,077
	<u>3,661,480</u>	<u>3,249,706</u>	<u>3,283,859</u>	<u>1.1%</u>	<u>34,153</u>
TOTAL REVENUE	8,101,696	7,552,616	7,225,092	-4.3%	-327,524
EXPENDITURES					
OFFICE OF ECONOMIC DEVELOPMENT					
Salaries	1,322,176	1,320,779	1,298,420	-1.7%	-22,359
Employer Provided Benefits	437,888	410,550	431,992	5.2%	21,442
Other Operating Expenses	6,096,940	5,821,287	5,494,680	-5.6%	-326,607
	<u>7,857,004</u>	<u>7,552,616</u>	<u>7,225,092</u>	<u>-4.3%</u>	<u>-327,524</u>
TOTAL EXPENDITURES	7,857,004	7,552,616	7,225,092	-4.3%	-327,524

AUTHORIZED POSITION CAP

FY 13 FY 14 Change

Authorized Positions
Part-Time Hours

**MUNICIPAL STADIUM - SMG
SUBFUND 4A2**

BACKGROUND

Sports Management Group (SMG) was hired by the City to manage six public entertainment facilities which include Everbank Field, the Memorial Arena, Jacksonville Baseball Stadium, Times-Union Center for Performing Arts, the Convention Center, Equestrian Center and the Ritz Theater and Museum. The Office of Economic Development serves as a liaison for SMG. The current contract term between the City of Jacksonville and SMG is January 1, 2013 through February 29, 2016.

REVENUE

Non-Departmental/Fund Level Activities

Miscellaneous Revenue

- There are no anticipated investment pool earnings in FY 14.

Transfers From Other Funds

- This represents a subsidy from the Municipal Stadium-City fund (SF 4A1).

Office of Economic Development

Charges for Service

- The net increase of \$17,076 is due to higher projected revenues of \$20,000 in other ticket surcharges – incentive fees and 14,103 in parking fees – daily. These were somewhat offset by a decrease of \$17,027 in contractual services revenue.

Miscellaneous Revenue

- The net increase of \$17,077 is mainly due to a \$20,000 increase in non-dwelling rent.

EXPENDITURES

Salaries

- The reduction of \$22,359 reflects a decrease in the SMG salaries.

Employer Provided Benefits

- The net increase of \$21,442 is mainly due to an increase of \$25,000 in SMG health insurance expenses.

Other Operating Expenses

- The net decrease of \$326,607 is mainly due to \$288,727 in contractual services – SMG, \$167,760 in contractual services and \$25,600 in repairs and maintenance. These are somewhat offset by an increase of \$76,630 in professional services, 47,850 in SMG insurance expenses and \$13,000 in event contribution expenses.

AUTHORIZED POSITION CAP

There are no authorized positions in this subfund.

CITY OF JACKSONVILLE, FLORIDA

MUNICIPAL STADIUM - DEBT SVC

SUBFUND -- 4A6

	FY 12 Actual	FY 13 Budget	FY 14 Approved	Change From Prior Year	
				Percent	Dollar
REVENUE					
NON-DEPARTMENTAL / FUND LEVEL ACTIVITIES					
Miscellaneous Revenue	124,630	96,630	70,621	-26.9%	-26,009
Transfer In to Pay Debt Service	10,630,530	11,363,531	10,164,729	-10.5%	-1,198,802
	<u>10,755,160</u>	<u>11,460,161</u>	<u>10,235,350</u>	<u>-10.7%</u>	<u>-1,224,811</u>
TOTAL REVENUE	10,755,160	11,460,161	10,235,350	-10.7%	-1,224,811
EXPENDITURES					
NON-DEPARTMENTAL / FUND LEVEL ACTIVITIES					
Debt Service	2,793	0	0		0
Fiscal and Other Debt Fees	11,358,338	11,460,161	10,235,350	-10.7%	-1,224,811
	<u>11,361,131</u>	<u>11,460,161</u>	<u>10,235,350</u>	<u>-10.7%</u>	<u>-1,224,811</u>
TOTAL EXPENDITURES	11,361,131	11,460,161	10,235,350	-10.7%	-1,224,811

AUTHORIZED POSITION CAP

	FY 13	FY 14	Change
Authorized Positions			
Part-Time Hours			

**MUNICIPAL STADIUM - DEBT SERVICE
SUBFUND 4A6**

BACKGROUND

Sports Management Group (SMG) was hired by the City to manage six public entertainment facilities which include Everbank Field, the Memorial Arena, Jacksonville Baseball Stadium, Times-Union Center for Performing Arts, the Convention Center, Equestrian Center and the Ritz Theater and Museum. The Office of Economic Development serves as a liaison for SMG. The current contract term between the City of Jacksonville and SMG is January 1, 2013 through February 29, 2016. This subfund is for debt service specifically pertaining to the Municipal Stadium.

REVENUE

Miscellaneous Revenue

- Is made up of anticipated interest earnings for FY 14 and will be used to pay the debt service costs for FY 14. Interest earnings are expected to decrease due to lower investment returns.

Transfer in to Pay Debt Service

- This represents a transfer from the Municipal Stadium operating fund (SF 4A1) to pay the remaining debt service costs for FY 14.

EXPENDITURES

Fiscal and Other Debt Fees

- Represents both the principal and interest costs, which are based upon a repayment schedule that was established at the time the bonds were issued, and the fiscal agent fees, which represent the cost of paying agent and registrar services for the bond issue. This decrease in the debt service requirements is due to the FY 13 refunding.

Account Title	Principal	Interest	Fiscal Agent Fees	Total
2012 Cap Imp Refunding	4,895,000	5,339,900	450	10,235,350

AUTHORIZED POSITION CAP

There are no city positions associated with this subfund.

CITY OF JACKSONVILLE, FLORIDA

MEMORIAL ARENA - CITY
SUBFUND -- 4B1

	FY 12 Actual	FY 13 Budget	FY 14 Approved	Change From Prior Year Percent	Change From Prior Year Dollar
REVENUE					
NON-DEPARTMENTAL / FUND LEVEL ACTIVITIES					
Miscellaneous Revenue	20,758	12,304	18,806	52.8%	6,502
Transfers From Other Funds	2,464,166	1,467,291	1,359,315	-7.4%	-107,976
	<u>2,484,924</u>	<u>1,479,595</u>	<u>1,378,121</u>	<u>-6.9%</u>	<u>-101,474</u>
OFFICE OF ECONOMIC DEVELOPMENT					
Charges for Services	314,234	365,000	350,000	-4.1%	-15,000
	<u>314,234</u>	<u>365,000</u>	<u>350,000</u>	<u>-4.1%</u>	<u>-15,000</u>
TOTAL REVENUE	2,799,158	1,844,595	1,728,121	-6.3%	-116,474
EXPENDITURES					
NON-DEPARTMENTAL / FUND LEVEL ACTIVITIES					
Transfers to Other Funds	944,742	0	0		0
	<u>944,742</u>	<u>0</u>	<u>0</u>		<u>0</u>
OFFICE OF ECONOMIC DEVELOPMENT					
Internal Service Charges	95,705	108,337	144,924	33.8%	36,587
Other Operating Expenses	1,651,104	1,696,258	1,533,197	-9.6%	-163,061
Capital Outlay	39,094	40,000	50,000	25.0%	10,000
	<u>1,785,902</u>	<u>1,844,595</u>	<u>1,728,121</u>	<u>-6.3%</u>	<u>-116,474</u>
TOTAL EXPENDITURES	2,730,644	1,844,595	1,728,121	-6.3%	-116,474

AUTHORIZED POSITION CAP

FY 13 FY 14 Change

Authorized Positions
Part-Time Hours

**MEMORIAL ARENA - CITY
SUBFUND 4B1**

BACKGROUND

Sports Management Group (SMG) was hired by the City to manage six public entertainment facilities which include Everbank Field, the Memorial Arena, Jacksonville Baseball Stadium, Times-Union Center for Performing Arts, the Convention Center, Equestrian Center and the Ritz Theater and Museum. The Office of Economic Development serves as a liaison for SMG. The current contract term between the City of Jacksonville and SMG is January 1, 2013 through February 29, 2016.

REVENUE

Miscellaneous Revenue

- The increase of \$6,502 is due to a higher projection of investment pool earnings.

Transfers from Other Funds

- This represents a subsidy from the General Fund (SF 011).

Charges for Services

- The decrease of \$15,000 is due to a lowered projection of other ticket surcharge – facility fees.

EXPENDITURES

Internal Service Charges

- The net increase of \$36,587 is primarily due to the addition of a new building cost allocation totaling \$41,465. The cost of daily operation and maintenance of public buildings was moved into a new internal service fund as part of the FY 14 budget and is now allocated to the various users to increase transparency and accountability.

Other Operating Expense

- The net decrease of \$163,061 is primarily due to a decrease of \$172,073 in electricity and chilled water costs and \$6,988 in miscellaneous insurance. These were slightly offset by an increase of \$16,000 in water costs.

Capital Outlay

- The increase of \$10,000 represents the tangible personal property expenses in FY 14.

AUTHORIZED POSITION CAP

There are no authorized positions in this subfund.

CITY OF JACKSONVILLE, FLORIDA

MEMORIAL ARENA - SMG

SUBFUND -- 4B2

	FY 12 Actual	FY 13 Budget	FY 14 Approved	Change From Prior Year	
				Percent	Dollar
REVENUE					
OFFICE OF ECONOMIC DEVELOPMENT					
Charges for Services	4,327,072	5,390,827	4,962,003	-8.0%	-428,824
Miscellaneous Revenue	2,505,075	3,157,797	2,893,483	-8.4%	-264,314
	<u>6,832,148</u>	<u>8,548,624</u>	<u>7,855,486</u>	<u>-8.1%</u>	<u>-693,138</u>
TOTAL REVENUE	6,832,148	8,548,624	7,855,486	-8.1%	-693,138
EXPENDITURES					
NON-DEPARTMENTAL / FUND LEVEL ACTIVITIES					
Transfers to Other Funds	2,317,939	2,726,706	2,174,464	-20.3%	-552,242
	<u>2,317,939</u>	<u>2,726,706</u>	<u>2,174,464</u>	<u>-20.3%</u>	<u>-552,242</u>
OFFICE OF ECONOMIC DEVELOPMENT					
Salaries	1,139,803	1,230,404	1,229,138	-0.1%	-1,266
Employer Provided Benefits	305,155	304,584	314,477	3.2%	9,893
Other Operating Expenses	4,178,058	4,286,930	4,137,407	-3.5%	-149,523
	<u>5,623,017</u>	<u>5,821,918</u>	<u>5,681,022</u>	<u>-2.4%</u>	<u>-140,896</u>
TOTAL EXPENDITURES	7,940,956	8,548,624	7,855,486	-8.1%	-693,138

AUTHORIZED POSITION CAP

FY 13 FY 14 Change

Authorized Positions
Part-Time Hours

**MEMORIAL ARENA - SMG
SUBFUND 4B2**

BACKGROUND

Sports Management Group (SMG) was hired by the City to manage six public entertainment facilities which include Everbank Field, the Memorial Arena, Jacksonville Baseball Stadium, Times-Union Center for Performing Arts, the Convention Center, Equestrian Center and the Ritz Theater and Museum. The Office of Economic Development serves as a liaison for SMG. The current contract term between the City of Jacksonville and SMG is January 1, 2013 through February 29, 2016.

REVENUE

Office of Economic Development

Charges for Services

- The decrease of \$428,824 is mainly due to a decrease of \$153,271 in contractual services revenue, \$150,000 in other ticket surcharge- incentive fees and \$125,000 in other ticket surcharge- club and suites.

Miscellaneous Revenue

- The net decrease of \$264,314 is mainly attributed to a reduction of \$186,852 in rental of city facilities, \$112,462 in concession sales and \$30,000 in interest income. These are mainly offset by an increase of \$55,000 in miscellaneous sales and charges.

EXPENDITURES

Non-Departmental/Fund Level Activities

Transfers to Other Funds

- This represents a subsidies to the following venues:
 - \$255,327 to the Municipal Stadium – SMG fund (SF 4A2).
 - \$1,359,315 to the Arena – City fund (SF 4B1).
 - \$369,284 to the Baseball Stadium – SMG fund (SF 4C2).
 - \$32,765 to the Convention Center – SMG fund (SF 4E2).
 - \$157,773 to the Equestrian Center – SMG fund (4F2)

Office of Economic Development

Other Operating Expenses

- The net increase of \$149,523 is mainly due to a reduction of \$179,000 in contractual services – SMG (management fee), \$43,808 in contractual services, \$17,000 in other utilities and \$15,000 in repairs and maintenance costs. These are somewhat offset by increases of \$45,300 in SMG insurance costs, \$22,985 in professional services, \$11,000 in event contribution, \$10,000 in telephone and data lines and \$10,000 and finance charges.

AUTHORIZED POSITION CAP

There are no authorized positions in this subfund.

CITY OF JACKSONVILLE, FLORIDA

MEMORIAL ARENA - DEBT SERVICE

SUBFUND -- 4B6

	FY 12 Actual	FY 13 Budget	FY 14 Approved	Change From Prior Year	
				Percent	Dollar
REVENUE					
NON-DEPARTMENTAL / FUND LEVEL ACTIVITIES					
Miscellaneous Revenue	101,909	65,122	31,256	-52.0%	-33,866
Transfer In to Pay Debt Service	8,979,559	5,671,289	4,498,579	-20.7%	-1,172,710
	<u>9,081,468</u>	<u>5,736,411</u>	<u>4,529,835</u>	<u>-21.0%</u>	<u>-1,206,576</u>
TOTAL REVENUE	9,081,468	5,736,411	4,529,835	-21.0%	-1,206,576
EXPENDITURES					
NON-DEPARTMENTAL / FUND LEVEL ACTIVITIES					
Fiscal and Other Debt Fees	9,063,633	5,736,411	4,529,835	-21.0%	-1,206,576
	<u>9,063,633</u>	<u>5,736,411</u>	<u>4,529,835</u>	<u>-21.0%</u>	<u>-1,206,576</u>
TOTAL EXPENDITURES	9,063,633	5,736,411	4,529,835	-21.0%	-1,206,576

AUTHORIZED POSITION CAP

FY 13 FY 14 Change

Authorized Positions
Part-Time Hours

**MEMORIAL ARENA - DEBT SERVICE
SUBFUND 4B6**

BACKGROUND

Sports Management Group (SMG) was hired by the City to manage six public entertainment facilities which include Everbank Field, the Memorial Arena, Jacksonville Baseball Stadium, Times-Union Center for Performing Arts, the Convention Center, Equestrian Center and the Ritz Theater and Museum. The Office of Economic Development serves as a liaison for SMG. The current contract term between the City of Jacksonville and SMG is January 1, 2013 through February 29, 2016. This subfund is for debt service specifically pertaining to the Memorial Arena.

REVENUE

Miscellaneous Revenues

- Is made up of anticipated interest earnings for FY 14 and will be used to pay the debt service costs for FY 14. Interest earnings are expected to decrease due to lower investment returns.

Transfer In to Pay Debt Service

- This a transfer from the Better Jacksonville Plan subfund (SF 111) to pay the remaining debt service costs for FY 14.

EXPENDITURES

Fiscal and Other Debt Fees

- Represents the interest costs, which are based upon a repayment schedule that was established at the time the bonds were issued.

Account Title	Principal	Interest	Fiscal Agent Fees	Total
2012 Better Jax	0	1,611,335	0	1,611,335
2012A Better Jax	0	2,918,500	0	2,918,500
	0	4,529,835	0	4,529,835

AUTHORIZED POSITION CAP

There are no city positions associated with this subfund.

CITY OF JACKSONVILLE, FLORIDA

BASEBALL STADIUM - CITY

SUBFUND -- 4C1

	FY 12 Actual	FY 13 Budget	FY 14 Approved	Change From Prior Year	
				Percent	Dollar
REVENUE					
NON-DEPARTMENTAL / FUND LEVEL ACTIVITIES					
Miscellaneous Revenue	7,206	4,538	4,680	3.1%	142
Transfers From Other Funds	634,337	267,103	281,316	5.3%	14,213
	<u>641,543</u>	<u>271,641</u>	<u>285,996</u>	<u>5.3%</u>	<u>14,355</u>
OFFICE OF ECONOMIC DEVELOPMENT					
Charges for Services	74,789	100,000	80,000	-20.0%	-20,000
Miscellaneous Revenue	114,884	107,000	110,000	2.8%	3,000
	<u>189,673</u>	<u>207,000</u>	<u>190,000</u>	<u>-8.2%</u>	<u>-17,000</u>
TOTAL REVENUE	831,217	478,641	475,996	-0.6%	-2,645
EXPENDITURES					
NON-DEPARTMENTAL / FUND LEVEL ACTIVITIES					
Transfers to Other Funds	359,275	0	0		0
	<u>359,275</u>	<u>0</u>	<u>0</u>		<u>0</u>
OFFICE OF ECONOMIC DEVELOPMENT					
Internal Service Charges	6,872	3,551	3,953	11.3%	402
Other Operating Expenses	469,001	465,089	427,042	-8.2%	-38,047
Capital Outlay	2,500	10,001	45,001	350.0%	35,000
	<u>478,373</u>	<u>478,641</u>	<u>475,996</u>	<u>-0.6%</u>	<u>-2,645</u>
TOTAL EXPENDITURES	837,648	478,641	475,996	-0.6%	-2,645

AUTHORIZED POSITION CAP

	FY 13	FY 14	Change
Authorized Positions			
Part-Time Hours			

**BASEBALL STADIUM-CITY
SUBFUND 4C1**

BACKGROUND

Sports Management Group (SMG) was hired by the City to manage six public entertainment facilities which include Everbank Field, the Memorial Arena, Jacksonville Baseball Stadium, Times-Union Center for Performing Arts, the Convention Center, Equestrian Center and the Ritz Theater and Museum. The Office of Economic Development serves as a liaison for SMG. The current contract term between the City of Jacksonville and SMG is January 1, 2013 through February 29, 2016.

REVENUE

Non-Departmental/Fund Level Activities

Transfers from Other Funds

- This represents a subsidy from the General Fund (SF 011).

Office of Economic Development

Charges for Services

- The decrease of \$20,000 is due to lower projections for other ticket surcharge revenue - facility fees.

Miscellaneous Revenue

- The increase of \$3,000 is due to the rental payment from The Baseball Jax, Inc. The payment for FY 14 is \$110,000.

EXPENDITURES

Office of Economic Development

Other Operating Expenses

- The decrease of \$38,047 is mainly due to a reduction of \$33,104 in combined electricity and chilled water charges, \$3,000 in water charges and \$1,943 in miscellaneous insurance.

Capital Outlay

- This represents the tangible personal property expenses in FY 14.

AUTHORIZED POSITION CAP

There are no authorized positions in this subfund.

CITY OF JACKSONVILLE, FLORIDA

BASEBALL STADIUM - SMG

SUBFUND -- 4C2

	FY 12 Actual	FY 13 Budget	FY 14 Approved	Change From Prior Year	
				Percent	Dollar
REVENUE					
NON-DEPARTMENTAL / FUND LEVEL ACTIVITIES					
Miscellaneous Revenue	0	3,321	0	-100.0%	-3,321
Transfers From Other Funds	349,275	323,850	369,284	14.0%	45,434
	<u>349,275</u>	<u>327,171</u>	<u>369,284</u>	12.9%	42,113
OFFICE OF ECONOMIC DEVELOPMENT					
Charges for Services	296,936	365,774	316,995	-13.3%	-48,779
Miscellaneous Revenue	61,276	59,650	60,295	1.1%	645
	<u>358,213</u>	<u>425,424</u>	<u>377,290</u>	-11.3%	-48,134
TOTAL REVENUE	707,488	752,595	746,574	-0.8%	-6,021
EXPENDITURES					
OFFICE OF ECONOMIC DEVELOPMENT					
Salaries	243,327	252,681	259,494	2.7%	6,813
Employer Provided Benefits	63,999	60,720	67,306	10.8%	6,586
Other Operating Expenses	469,219	439,194	419,774	-4.4%	-19,420
	<u>776,546</u>	<u>752,595</u>	<u>746,574</u>	-0.8%	-6,021
TOTAL EXPENDITURES	776,546	752,595	746,574	-0.8%	-6,021
AUTHORIZED POSITION CAP					
		FY 13	FY 14	Change	

Authorized Positions
Part-Time Hours

**BASEBALL STADIUM - SMG
SUBFUND 4C2**

BACKGROUND

Sports Management Group (SMG) was hired by the City to manage six public entertainment facilities which include Everbank Field, the Memorial Arena, Jacksonville Baseball Stadium, Times-Union Center for Performing Arts, the Convention Center, Equestrian Center and the Ritz Theater and Museum. The Office of Economic Development serves as a liaison for SMG. The current contract term between the City of Jacksonville and SMG is January 1, 2013 through February 29, 2016.

REVENUE

Non-Departmental/Fund Level Activities

Miscellaneous Revenue

- There are no anticipated interest pool earnings in FY 14.

Transfers from Other Funds

- This represents a subsidy from the Arena – SMG fund (SF 4B2).

Office of Economic Development

Charges for Services

- The net decrease of \$48,779 is primarily due to decrease of \$41,909 in parking fees – daily.

EXPENDITURES

Employer Provided Benefits

- The net increase of \$6,586 is mainly due to an increase of \$7,000 in SMG- health insurance. This is slightly offset by an increase of \$414 in SMG payroll taxes.

Other Operating Expenses

- The net decrease of \$19,240 is mainly due to a reduction of \$38,466 in contractual services – SMG (management fees). This is offset by an increase of \$16,000 in SMG insurance expenses, \$6,000 in printing and binding costs, and \$5,148 in professional services.

AUTHORIZED POSITION CAP

There are no authorized positions in this subfund.

CITY OF JACKSONVILLE, FLORIDA

BASEBALL STADIUM - DEBT SERVICE

SUBFUND -- 4C6

	FY 12 Actual	FY 13 Budget	FY 14 Approved	Change From Prior Year	
				Percent	Dollar
REVENUE					
NON-DEPARTMENTAL / FUND LEVEL ACTIVITIES					
Miscellaneous Revenue	26,818	17,206	8,258	-52.0%	-8,948
Transfer In to Pay Debt Service	2,375,882	1,498,189	1,188,482	-20.7%	-309,707
	<u>2,402,700</u>	<u>1,515,395</u>	<u>1,196,740</u>	<u>-21.0%</u>	<u>-318,655</u>
TOTAL REVENUE	2,402,700	1,515,395	1,196,740	-21.0%	-318,655
EXPENDITURES					
NON-DEPARTMENTAL / FUND LEVEL ACTIVITIES					
Fiscal and Other Debt Fees	2,397,996	1,515,395	1,196,740	-21.0%	-318,655
	<u>2,397,996</u>	<u>1,515,395</u>	<u>1,196,740</u>	<u>-21.0%</u>	<u>-318,655</u>
TOTAL EXPENDITURES	2,397,996	1,515,395	1,196,740	-21.0%	-318,655

AUTHORIZED POSITION CAP

	FY 13	FY 14	Change
Authorized Positions			
Part-Time Hours			

**BASEBALL STADIUM - DEBT SERVICE
SUBFUND 4C6**

BACKGROUND

Sports Management Group (SMG) was hired by the City to manage six public entertainment facilities which include Everbank Field, the Memorial Arena, Jacksonville Baseball Stadium, Times-Union Center for Performing Arts, the Convention Center, Equestrian Center and the Ritz Theater and Museum. The Office of Economic Development serves as a liaison for SMG. The current contract term between the City of Jacksonville and SMG is January 1, 2013 through February 29, 2016. This subfund is for debt service specifically pertaining to the Baseball Stadium.

REVENUE

Miscellaneous Revenues

- Is made up of anticipated interest earnings for FY 14 and will be used to pay the debt service costs for FY 14. Interest earnings are expected to decrease due to lower investment returns.

Transfer In to Pay Debt Service

- This a transfer from the Better Jacksonville Plan subfund (SF 111) to pay the remaining debt service costs for FY 14.

EXPENDITURES

Fiscal and Other Debt Fees

- Represents the interest costs, which are based upon a repayment schedule that was established at the time the bonds were issued.

Account Title	Principal	Interest	Fiscal Agent Fees	Total
2012 Better Jax	0	425,489	0	425,489
2012A Better Jax	0	771,251	0	771,251
	0	1,196,740	0	1,196,740

AUTHORIZED POSITION CAP

There are no city positions associated with this subfund.

CITY OF JACKSONVILLE, FLORIDA

PERFORMING ARTS CENTER - CITY

SUBFUND -- 4D1

	FY 12 Actual	FY 13 Budget	FY 14 Approved	Change From Prior Year	
				Percent	Dollar
REVENUE					
NON-DEPARTMENTAL / FUND LEVEL ACTIVITIES					
Miscellaneous Revenue	-47,772	0	0		0
Transfers From Other Funds	624,364	603,401	570,125	-5.5%	-33,276
	576,592	603,401	570,125	-5.5%	-33,276
OFFICE OF ECONOMIC DEVELOPMENT					
Charges for Services	243,704	250,000	230,000	-8.0%	-20,000
	243,704	250,000	230,000	-8.0%	-20,000
TOTAL REVENUE	820,296	853,401	800,125	-6.2%	-53,276
EXPENDITURES					
NON-DEPARTMENTAL / FUND LEVEL ACTIVITIES					
Debt Service	51,532	51,402	44,392	-13.6%	-7,010
	51,532	51,402	44,392	-13.6%	-7,010
OFFICE OF ECONOMIC DEVELOPMENT					
Internal Service Charges	42,096	59,691	62,595	4.9%	2,904
Other Operating Expenses	713,532	707,307	663,137	-6.2%	-44,170
Capital Outlay	42,480	35,001	30,001	-14.3%	-5,000
	798,108	801,999	755,733	-5.8%	-46,266
TOTAL EXPENDITURES	849,640	853,401	800,125	-6.2%	-53,276

AUTHORIZED POSITION CAP

	FY 13	FY 14	Change
Authorized Positions			
Part-Time Hours			

**PERFORMING ARTS CENTER - CITY
SUBFUND 4D1**

BACKGROUND

Sports Management Group (SMG) was hired by the City to manage six public entertainment facilities which include Everbank Field, the Memorial Arena, Jacksonville Baseball Stadium, Times-Union Center for Performing Arts, the Convention Center, Equestrian Center and the Ritz Theater and Museum. The Office of Economic Development serves as a liaison for SMG. The current contract term between the City of Jacksonville and SMG is January 1, 2013 through February 29, 2016.

REVENUE

Transfers from Other Funds

- This represents a subsidy from the General Fund (SF 011).

Charges for Services

- The decrease of \$20,000 is due to a reduction in other ticket surcharge – facility fees.

EXPENDITURES

Debt Service

- This amount represents the transfer out to the Performing Arts Center – Debt Service fund (SF 4D6) to fund debt service costs.

Internal Service Charges

- The net increase of \$2,904 is primarily due to the addition of a new building cost allocation totaling \$18,902. The cost of daily operation and maintenance of public buildings was moved into a new internal service fund as part of the FY 14 budget and is now allocated to the various users to increase transparency and accountability. This is offset somewhat with a decrease of \$13,588 in fleet parts, oil and gas.

Other Operating Expenses

- The net decrease of \$44,170 is due to \$35,001 in electricity costs and \$9,169 in miscellaneous insurance.

Capital Outlay

- This represents the tangible personal property expenses in FY 14.

AUTHORIZED POSITION CAP

There are no authorized positions associated with this subfund.

CITY OF JACKSONVILLE, FLORIDA

PERFORMING ARTS CENTER - SMG

SUBFUND -- 4D2

	FY 12 Actual	FY 13 Budget	FY 14 Approved	Change From Prior Year	
				Percent	Dollar
REVENUE					
OFFICE OF ECONOMIC DEVELOPMENT					
Charges for Services	2,056,859	1,855,495	1,803,686	-2.8%	-51,809
Miscellaneous Revenue	830,061	773,503	724,170	-6.4%	-49,333
	<u>2,886,920</u>	<u>2,628,998</u>	<u>2,527,856</u>	<u>-3.8%</u>	<u>-101,142</u>
TOTAL REVENUE	2,886,920	2,628,998	2,527,856	-3.8%	-101,142
EXPENDITURES					
NON-DEPARTMENTAL / FUND LEVEL ACTIVITIES					
Transfers to Other Funds	1,044	58,834	18,089	-69.3%	-40,745
	<u>1,044</u>	<u>58,834</u>	<u>18,089</u>	<u>-69.3%</u>	<u>-40,745</u>
OFFICE OF ECONOMIC DEVELOPMENT					
Salaries	549,412	601,668	597,793	-0.6%	-3,875
Employer Provided Benefits	159,083	157,150	165,812	5.5%	8,662
Other Operating Expenses	1,992,704	1,811,346	1,746,162	-3.6%	-65,184
	<u>2,701,199</u>	<u>2,570,164</u>	<u>2,509,767</u>	<u>-2.3%</u>	<u>-60,397</u>
TOTAL EXPENDITURES	2,702,243	2,628,998	2,527,856	-3.8%	-101,142

AUTHORIZED POSITION CAP

	FY 13	FY 14	Change
Authorized Positions			
Part-Time Hours			

**PERFORMING ARTS CENTER - SMG
SUBFUND 4D2**

BACKGROUND

Sports Management Group (SMG) was hired by the City to manage six public entertainment facilities which include Everbank Field, the Memorial Arena, Jacksonville Baseball Stadium, Times-Union Center for Performing Arts, the Convention Center, Equestrian Center and the Ritz Theater and Museum. The Office of Economic Development serves as a liaison for SMG. The current contract term between the City of Jacksonville and SMG is January 1, 2013 through February 29, 2016.

REVENUE

Charges for Services

- The net decrease of \$51,809 is primarily due to a decrease of \$60,000 in other ticket surcharge – incentive fees. This is offset by an increase of \$8,191 in contractual services revenue.

Miscellaneous Revenue

- The net reduction of \$49,333 is mainly due to the reduction of \$62,379 in concession sales. This is somewhat offset by an increase of \$10,000 in the rental of city facilities revenue (SMG).

EXPENDITURES

Non-Departmental/Fund Level Activities

Transfers to Other Funds

- This amount represents a transfer out to the Municipal Stadium – SMG fund (SF 4A2).

Office of Economic Development

Employer Provided Benefits

- The increase of \$8,662 is mainly due to an increase of \$12,000 in SMG health insurance costs. This was somewhat offset by a decrease of \$3,338 in SMG payroll taxes.

Other Operating Expenses

- The net decrease of \$65,184 is mainly due to a decrease of \$115,397 in contractual services- SMG (management fee) and \$21,381 in contractual services. This was somewhat offset by an increase of \$42,894 in professional services, \$19,900 in SMG insurance expenses and \$6,000 in printing and binding expenses.

AUTHORIZED POSITION CAP

There are no authorized positions in this subfund.

CITY OF JACKSONVILLE, FLORIDA

PERFORMING ARTS CENTER - DEBT SERVICE

SUBFUND -- 4D6

	FY 12 Actual	FY 13 Budget	FY 14 Approved	Change From Prior Year	
				Percent	Dollar
REVENUE					
NON-DEPARTMENTAL / FUND LEVEL ACTIVITIES					
Miscellaneous Revenue	402	478	308	-35.6%	-170
Transfer In to Pay Debt Service	51,532	51,402	44,392	-13.6%	-7,010
	<u>51,934</u>	<u>51,880</u>	<u>44,700</u>	<u>-13.8%</u>	<u>-7,180</u>
TOTAL REVENUE	51,934	51,880	44,700	-13.8%	-7,180
EXPENDITURES					
NON-DEPARTMENTAL / FUND LEVEL ACTIVITIES					
Fiscal and Other Debt Fees	51,897	51,880	44,700	-13.8%	-7,180
	<u>51,897</u>	<u>51,880</u>	<u>44,700</u>	<u>-13.8%</u>	<u>-7,180</u>
TOTAL EXPENDITURES	51,897	51,880	44,700	-13.8%	-7,180
AUTHORIZED POSITION CAP					
		FY 13	FY 14	Change	

Authorized Positions
Part-Time Hours

**PERFORMING ARTS CENTER - DEBT SERVICE
SUBFUND 4D6**

BACKGROUND

Sports Management Group (SMG) was hired by the City to manage six public entertainment facilities which include Everbank Field, the Memorial Arena, Jacksonville Baseball Stadium, Times-Union Center for Performing Arts, the Convention Center, Equestrian Center and the Ritz Theater and Museum. The Office of Economic Development serves as a liaison for SMG. The current contract term between the City of Jacksonville and SMG is January 1, 2013 through February 29, 2016. . This subfund is for debt service specifically pertaining to the Times Union Center for the Performing Arts.

REVENUE

Miscellaneous Revenue

- Is made up of anticipated interest earnings for FY 14 and will be used to pay the debt service costs for FY 14. Interest earnings are expected to decrease due to lower investment returns.

Transfer in to Pay Debt Service

- This represents a transfer from the Times Union Center operating fund (SF 4D1) to pay the remaining debt service costs for FY 14.

EXPENDITURES

Fiscal and Other Debt Fees

- Represents the interest costs, which are based upon a repayment schedule that was established at the time the bonds were issued.

Account Title	Principal	Interest	Fiscal Agent Fees	Total
2012C Spec Rev	0	44,700	0	44,700

AUTHORIZED POSITION CAP

There are no city positions associated with this subfund.

CITY OF JACKSONVILLE, FLORIDA

CONVENTION CENTER - CITY

SUBFUND -- 4E1

	FY 12 Actual	FY 13 Budget	FY 14 Approved	Change From Prior Year	
				Percent	Dollar
REVENUE					
NON-DEPARTMENTAL / FUND LEVEL ACTIVITIES					
Miscellaneous Revenue	82,264	7,366	4,445	-39.7%	-2,921
Transfers From Other Funds	1,355,901	943,308	945,152	0.2%	1,844
	<u>1,438,165</u>	<u>950,674</u>	<u>949,597</u>	<u>-0.1%</u>	<u>-1,077</u>
TOTAL REVENUE	1,438,165	950,674	949,597	-0.1%	-1,077
EXPENDITURES					
NON-DEPARTMENTAL / FUND LEVEL ACTIVITIES					
Transfers to Other Funds	646,061	253,234	322,059	27.2%	68,825
	<u>646,061</u>	<u>253,234</u>	<u>322,059</u>	<u>27.2%</u>	<u>68,825</u>
OFFICE OF ECONOMIC DEVELOPMENT					
Internal Service Charges	63,151	33,212	37,632	13.3%	4,420
Other Operating Expenses	589,603	599,227	539,905	-9.9%	-59,322
Capital Outlay	27,911	65,001	50,001	-23.1%	-15,000
	<u>680,665</u>	<u>697,440</u>	<u>627,538</u>	<u>-10.0%</u>	<u>-69,902</u>
TOTAL EXPENDITURES	1,326,726	950,674	949,597	-0.1%	-1,077

AUTHORIZED POSITION CAP

	FY 13	FY 14	Change
Authorized Positions			
Part-Time Hours			

**CONVENTION CENTER - CITY
SUBFUND 4E1**

BACKGROUND

Sports Management Group (SMG) was hired by the City to manage six public entertainment facilities which include Everbank Field, the Memorial Arena, Jacksonville Baseball Stadium, Times-Union Center for Performing Arts, the Convention Center, Equestrian Center and the Ritz Theater and Museum. The Office of Economic Development serves as a liaison for SMG. The current contract term between the City of Jacksonville and SMG is January 1, 2013 through February 29, 2016.

REVENUE

Miscellaneous Revenue

- The decrease of \$2,921 is due to a lower assumption of investment pool earnings.

Transfers from Other Funds

- The increase of \$1,844 represents an increased subsidy from the General Fund (SF 011).

EXPENDITURES

Transfers to Other Funds

- This amount represents a transfer to the Convention Center – SMG fund (4E2).

Internal Service Charges

- The net increase of \$4,420 is mainly due to an increase of \$16,504 which is being driven by the addition of new building cost allocations. The cost of daily operation and maintenance of public buildings was moved into a new internal service fund as part of the FY 14 budget and is now allocated to the various users to increase transparency and accountability. This was offset somewhat decreases of \$8,856 in fleet vehicle rental charges and \$4,631 in ITD.

Other Operating Expenses

- The net decrease of \$59,322 is due to a reduction of \$45,174 in electricity costs, \$9,000 in water utility expense and \$5,148 in miscellaneous insurance.

Capital Outlay

- The decrease of \$15,000 represents the tangible personal property expenses in FY 14.

AUTHORIZED POSITION CAP

There are no authorized positions in this subfund.

CITY OF JACKSONVILLE, FLORIDA

CONVENTION CENTER - SMG

SUBFUND -- 4E2

	FY 12 Actual	FY 13 Budget	FY 14 Approved	Change From Prior Year	
				Percent	Dollar
REVENUE					
NON-DEPARTMENTAL / FUND LEVEL ACTIVITIES					
Miscellaneous Revenue	0	5,556	0	-100.0%	-5,556
Transfers From Other Funds	499,834	253,234	354,824	40.1%	101,590
	<u>499,834</u>	<u>258,790</u>	<u>354,824</u>	<u>37.1%</u>	<u>96,034</u>
OFFICE OF ECONOMIC DEVELOPMENT					
Charges for Services	1,024,231	973,490	1,017,486	4.5%	43,996
Miscellaneous Revenue	1,005,870	1,058,224	916,334	-13.4%	-141,890
	<u>2,030,101</u>	<u>2,031,714</u>	<u>1,933,820</u>	<u>-4.8%</u>	<u>-97,894</u>
TOTAL REVENUE	2,529,935	2,290,504	2,288,644	-0.1%	-1,860
EXPENDITURES					
OFFICE OF ECONOMIC DEVELOPMENT					
Salaries	928,393	929,747	933,818	0.4%	4,071
Employer Provided Benefits	297,521	285,888	303,374	6.1%	17,486
Other Operating Expenses	1,139,123	1,074,869	1,051,452	-2.2%	-23,417
	<u>2,365,037</u>	<u>2,290,504</u>	<u>2,288,644</u>	<u>-0.1%</u>	<u>-1,860</u>
TOTAL EXPENDITURES	2,365,037	2,290,504	2,288,644	-0.1%	-1,860
AUTHORIZED POSITION CAP					
		FY 13	FY 14	Change	

Authorized Positions
Part-Time Hours

**CONVENTION CENTER - SMG
SUBFUND 4E2**

BACKGROUND

Sports Management Group (SMG) was hired by the City to manage six public entertainment facilities which include Everbank Field, the Memorial Arena, Jacksonville Baseball Stadium, Times-Union Center for Performing Arts, the Convention Center, Equestrian Center and the Ritz Theater and Museum. The Office of Economic Development serves as a liaison for SMG. The current contract term between the City of Jacksonville and SMG is January 1, 2013 through February 29, 2016.

REVENUE

Non-Departmental/Fund Level Activities

Miscellaneous Revenue

- There are no anticipated investment pool earnings in FY 14.

Transfers from Other Funds

- This represents a subsidies from the following venues:
 - \$32,765 from the Arena – SMG fund (SF 4B2).
 - \$322,059 from the Convention Center – City fund (SF 4E1).

Office of Economic Development

Charges for Services

- The net increase of \$43,996 is mainly attributable to an increase of \$36,768 in contractual services revenue and \$7,328 in parking fees - daily.

Miscellaneous Revenue

- The net decrease of \$141,890 is due to decreases of \$139,492 in concession sales and \$2,000 on miscellaneous sales and charge revenue.

EXPENDITURES

Employer Provided Benefits

- The increase of \$17,486 is mainly due to an increase of \$19,000 in SMG health insurance costs.

Other Operating Expenses

- The net decrease of \$23,417 is due to a decrease of \$111,397 in contractual services-SMG. This is mostly offset by an increase of \$42,894 in professional service, \$18,286 in contractual services and \$17,500 in SMG insurance expenses.

AUTHORIZED POSITION CAP

There are no authorized positions in this subfund.

CITY OF JACKSONVILLE, FLORIDA

EQUESTRIAN CENTER - CITY

SUBFUND -- 4F1

	FY 12 Actual	FY 13 Budget	FY 14 Approved	Change From Prior Year	
				Percent	Dollar
REVENUE					
NON-DEPARTMENTAL / FUND LEVEL ACTIVITIES					
Miscellaneous Revenue	-16,552	0	0		0
Transfers From Other Funds	697,381	340,807	320,041	-6.1%	-20,766
	<u>680,829</u>	<u>340,807</u>	<u>320,041</u>	<u>-6.1%</u>	<u>-20,766</u>
TOTAL REVENUE	680,829	340,807	320,041	-6.1%	-20,766
EXPENDITURES					
NON-DEPARTMENTAL / FUND LEVEL ACTIVITIES					
Debt Service	109,446	120,931	121,376	0.4%	445
Transfers to Other Funds	313,148	0	0		0
	<u>422,594</u>	<u>120,931</u>	<u>121,376</u>	<u>0.4%</u>	<u>445</u>
OFFICE OF ECONOMIC DEVELOPMENT					
Internal Service Charges	73,599	39,788	29,484	-25.9%	-10,304
Other Operating Expenses	183,087	180,087	169,180	-6.1%	-10,907
Capital Outlay	0	1	1	0.0%	0
	<u>256,686</u>	<u>219,876</u>	<u>198,665</u>	<u>-9.6%</u>	<u>-21,211</u>
TOTAL EXPENDITURES	679,280	340,807	320,041	-6.1%	-20,766

AUTHORIZED POSITION CAP

	FY 13	FY 14	Change
Authorized Positions			
Part-Time Hours			

**EQUESTRIAN CENTER - CITY
SUBFUND 4F1**

BACKGROUND

Sports Management Group (SMG) was hired by the City to manage six public entertainment facilities which include Everbank Field, the Memorial Arena, Jacksonville Baseball Stadium, Times-Union Center for Performing Arts, the Convention Center, Equestrian Center and the Ritz Theater and Museum. The Office of Economic Development serves as a liaison for SMG. The current contract term between the City of Jacksonville and SMG is January 1, 2013 through February 29, 2016.

REVENUE

Transfers from Other Funds

- This amount represents a transfer from the General Fund -GSD (SF 011) to balance the fund.

EXPENDITURES

Debt Service

- This amount represents the transfer out to the Equestrian Center – Debt Service fund (SF 4F6) to fund debt service costs.

Internal Service Charges

- The decrease of \$10,304 is primarily due to a reduction in fleet expenses.

Other Operating Expenses

- The net decrease of \$10,907 is primarily due to a reduction of \$11,242 in electricity costs.

AUTHORIZED POSITION CAP

There are no authorized positions in this subfund.

CITY OF JACKSONVILLE, FLORIDA

EQUESTRIAN CENTER - SMG

SUBFUND -- 4F2

	FY 12 Actual	FY 13 Budget	FY 14 Approved	Change From Prior Year	
				Percent	Dollar
REVENUE					
NON-DEPARTMENTAL / FUND LEVEL ACTIVITIES					
Miscellaneous Revenue	0	799	0	-100.0%	-799
Transfers From Other Funds	313,148	221,230	157,773	-28.7%	-63,457
	<u>313,148</u>	<u>222,029</u>	<u>157,773</u>	<u>-28.9%</u>	<u>-64,256</u>
OFFICE OF ECONOMIC DEVELOPMENT					
Charges for Services	220,754	258,998	238,236	-8.0%	-20,762
Miscellaneous Revenue	132,174	127,043	132,525	4.3%	5,482
	<u>352,929</u>	<u>386,041</u>	<u>370,761</u>	<u>-4.0%</u>	<u>-15,280</u>
TOTAL REVENUE	666,077	608,070	528,534	-13.1%	-79,536
EXPENDITURES					
OFFICE OF ECONOMIC DEVELOPMENT					
Salaries	223,398	187,122	233,438	24.8%	46,316
Employer Provided Benefits	57,005	60,905	63,009	3.5%	2,104
Other Operating Expenses	325,571	360,043	232,087	-35.5%	-127,956
	<u>605,973</u>	<u>608,070</u>	<u>528,534</u>	<u>-13.1%</u>	<u>-79,536</u>
TOTAL EXPENDITURES	605,973	608,070	528,534	-13.1%	-79,536

AUTHORIZED POSITION CAP

	FY 13	FY 14	Change
Authorized Positions			
Part-Time Hours			

**EQUESTRIAN CENTER - SMG
SUBFUND 4F2**

BACKGROUND

Sports Management Group (SMG) was hired by the City to manage six public entertainment facilities which include Everbank Field, the Memorial Arena, Jacksonville Baseball Stadium, Times-Union Center for Performing Arts, the Convention Center, Equestrian Center and the Ritz Theater and Museum. The Office of Economic Development serves as a liaison for SMG. The current contract term between the City of Jacksonville and SMG is January 1, 2013 through February 29, 2016.

REVENUE

Non-Departmental/Fund Level Activities

Miscellaneous Revenue

- There are no projected investment pool earnings in FY 14.

Transfers from Other Funds

- This represents a subsidy of \$157,773 from the Memorial Arena – SMG fund (SF 4B2).

Office of Economic Development

Charges for Services

- The decrease of \$20,762 is primarily due to a reduction of \$18,815 in contractual services revenue.

EXPENDITURES

Salaries

- The increase of \$46,316 is due to an increase of in SMG salaries. This is cause by a reallocation of labor between the Equestrian Center and the Cecil Recreational Facilities.

Other Operating Expenses

- The net reduction of \$127,956 is primarily due to a decrease of \$119,164 in contractual services – SMG (management fee), \$6,340 in contractual services and \$5,000 in repairs and maintenance.

AUTHORIZED POSITION CAP

There are no authorized positions in this subfund.

CITY OF JACKSONVILLE, FLORIDA

EQUESTRIAN CENTER - DEBT SERVICE

SUBFUND -- 4F6

	FY 12 Actual	FY 13 Budget	FY 14 Approved	Change From Prior Year	
				Percent	Dollar
REVENUE					
NON-DEPARTMENTAL / FUND LEVEL ACTIVITIES					
Miscellaneous Revenue	796	1,106	829	-25.0%	-277
Transfer In to Pay Debt Service	109,446	120,931	121,376	0.4%	445
	<u>110,242</u>	<u>122,037</u>	<u>122,205</u>	0.1%	168
TOTAL REVENUE	110,242	122,037	122,205	0.1%	168
EXPENDITURES					
NON-DEPARTMENTAL / FUND LEVEL ACTIVITIES					
Debt Service	1,366	0	0		0
Fiscal and Other Debt Fees	119,774	122,037	122,205	0.1%	168
	<u>121,140</u>	<u>122,037</u>	<u>122,205</u>	0.1%	168
TOTAL EXPENDITURES	121,140	122,037	122,205	0.1%	168
AUTHORIZED POSITION CAP					
		FY 13	FY 14	Change	

Authorized Positions
Part-Time Hours

**EQUESTRIAN CENTER - DEBT SERVICE
SUBFUND 4F6**

BACKGROUND

Sports Management Group (SMG) was hired by the City to manage six public entertainment facilities which include Everbank Field, the Memorial Arena, Jacksonville Baseball Stadium, Times-Union Center for Performing Arts, the Convention Center, Equestrian Center and the Ritz Theater and Museum. The Office of Economic Development serves as a liaison for SMG. The current contract term between the City of Jacksonville and SMG is January 1, 2013 through February 29, 2016. This subfund is for debt service specifically pertaining to the Equestrian Center.

REVENUE

Miscellaneous Revenue

- Is made up of anticipated interest earnings for FY 14 and will be used to pay the debt service costs for FY 14. Interest earnings are expected to decrease due to lower investment returns.

Transfer in to Pay Debt Service

- This represents a transfer from the Equestrian Center operating fund (SF 4F1) to pay the remaining debt service costs for FY 14.

EXPENDITURES

Fiscal and Other Debt Fees

- Represents both the principal and interest costs, which are based upon a repayment schedule that was established at the time the bonds were issued, and the fiscal agent fees, which represent the cost of paying agent and registrar services for the bond issue.

Account Title	Principal	Interest	Fiscal Agent Fees	Total
2005A ETR	0	95,516	0	95,516
2008A Cap Proj (ref 97's & 02)	6,298	6,299	1,766	14,363
2008B Cap Proj (ref 97's & 02)	6,298	6,017	11	12,326
	12,596	107,832	1,777	122,205

AUTHORIZED POSITION CAP

There are no city positions associated with this subfund.

CITY OF JACKSONVILLE, FLORIDA

SPORTS COMPLEX CAPITAL PROJECTS

SUBFUND -- 4G1

	FY 12 Actual	FY 13 Budget	FY 14 Approved	Change From Prior Year	
				Percent	Dollar
REVENUE					
NON-DEPARTMENTAL / FUND LEVEL ACTIVITIES					
Taxes	4,670,317	4,776,228	4,934,203	3.3%	157,975
Miscellaneous Revenue	111,593	0	142,698		142,698
	<u>4,781,910</u>	<u>4,776,228</u>	<u>5,076,901</u>	6.3%	300,673
TOTAL REVENUE	4,781,910	4,776,228	5,076,901	6.3%	300,673
EXPENDITURES					
NON-DEPARTMENTAL / FUND LEVEL ACTIVITIES					
Cash Carryover	0	0	38,516		38,516
	<u>0</u>	<u>0</u>	<u>38,516</u>		<u>38,516</u>
OFFICE OF ECONOMIC DEVELOPMENT					
Capital Outlay	5,870,215	4,776,228	5,038,385	5.5%	262,157
	<u>5,870,215</u>	<u>4,776,228</u>	<u>5,038,385</u>	5.5%	<u>262,157</u>
TOTAL EXPENDITURES	5,870,215	4,776,228	5,076,901	6.3%	300,673

AUTHORIZED POSITION CAP

	FY 13	FY 14	Change
Authorized Positions			
Part-Time Hours			

**SPORTS COMPLEX CAPITAL PROJECTS
SUBFUND 4G1**

BACKGROUND

Ordinance code section 111.136 mandates that the Convention Development Tax collected pursuant to chapter 764, be allocated to the Sports Complex Capital Maintenance Enterprise Fund. This fund was established for this purpose. These funds are to be used exclusively to construct, extend, enlarge, remodel, repair, improve or maintain the Sports Complex which includes the Municipal Stadium, Veterans Memorial Arena, the Jacksonville Baseball Stadium and the other venues.

REVENUE

Taxes

- This represents the FY 14 anticipated 2 Cent Tourist Development Tax collections.

Miscellaneous Revenue

- Is made up of anticipated interest earnings for FY 14.

EXPENDITURES

Cash Carryover

- This amount represents the excess revenue over expenditure total in this subfund which will remain in the fund balance for future appropriation.

Capital Outlay

- Capital funding has been provided for the projects detailed below by venue:

Municipal Stadium

<u>Description</u>	<u>Amount</u>	
Interior Finishes	1,600,000	
Audio / Visual / Scoreboard / Broadcast	480,000	
Building Systems	450,000	
Exterior Finishes	350,000	
Furniture, Fixtures & Equipment	350,000	
Food Service	170,000	
Waterproofing	<u>126,870</u>	
		3,526,870

Baseball Stadium

<u>Description</u>	<u>Amount</u>	
Audio / Visual / Scoreboard / Broadcast	225,000	
Exterior Finishes	100,000	
Building Systems	50,000	
Interior Finishes	50,000	
Network / Computer Systems	50,000	
Security	<u>25,000</u>	
		500,000

CITY OF JACKSONVILLE, FLORIDA

Memorial Arena

<u>Description</u>	<u>Amount</u>	
Audio / Visual / Scoreboard / Broadcast	400,000	
Building Systems	251,515	
Furniture, Fixtures & Equipment	150,000	
Interior Finishes	100,000	
Network / Computer Systems	40,000	
Waterproofing	40,000	
Food Service	30,000	
		<u>1,011,515</u>
		5,038,385

AUTHORIZED POSITION CAP

There are no positions in this subfund.



CITY OF JACKSONVILLE, FLORIDA

RITZ THEATER - CITY

SUBFUND -- 4H1

	FY 12 Actual	FY 13 Budget	FY 14 Approved	Change From Prior Year	
				Percent	Dollar
REVENUE					
NON-DEPARTMENTAL / FUND LEVEL ACTIVITIES					
Transfers From Other Funds	0	0	751,817		751,817
	0	0	751,817		751,817
TOTAL REVENUE	0	0	751,817		751,817
EXPENDITURES					
NON-DEPARTMENTAL / FUND LEVEL ACTIVITIES					
Transfers to Other Funds	0	0	628,887		628,887
	0	0	628,887		628,887
OFFICE OF ECONOMIC DEVELOPMENT					
Internal Service Charges	0	0	52,938		52,938
Other Operating Expenses	0	0	69,991		69,991
Capital Outlay	0	0	1		1
	0	0	122,930		122,930
TOTAL EXPENDITURES	0	0	751,817		751,817

AUTHORIZED POSITION CAP

	FY 13	FY 14	Change
Authorized Positions			
Part-Time Hours			

**RITZ THEATER- CITY
SUBFUND 4H1**

BACKGROUND

Sports Management Group (SMG) was hired by the City to manage six public entertainment facilities which include Everbank Field, the Memorial Arena, Jacksonville Baseball Stadium, Times-Union Center for Performing Arts, the Convention Center, Equestrian Center and the Ritz Theater and Museum. The Office of Economic Development serves as a liaison for SMG. The current contract term between the City of Jacksonville and SMG is January 1, 2013 through February 29, 2016.

REVENUE

Transfers from Other Funds

- This represents a subsidy from the General Fund –GSD (SF 011).

EXPENDITURES

Transfers to Other Funds

- This represents a transfer out to the Ritz Theater – SMG fund (SF 4H2) to support operations.

Internal Service Charges

- These expenses represent costs for information technology, fleet and copy center costs.

Other Operating Expenses

- These expenses include charges for electricity (\$44,096), water (\$7,657) and miscellaneous insurance (\$18,238).

AUTHORIZED POSITION CAP

There are no authorized positions in this subfund.

CITY OF JACKSONVILLE, FLORIDA

RITZ THEATER - SMG

SUBFUND -- 4H2

	FY 12 Actual	FY 13 Budget	FY 14 Approved	Change From Prior Year Percent	Dollar
REVENUE					
NON-DEPARTMENTAL / FUND LEVEL ACTIVITIES					
Transfers From Other Funds	0	0	628,887		628,887
	0	0	628,887		628,887
OFFICE OF ECONOMIC DEVELOPMENT					
Charges for Services	0	0	195,523		195,523
Miscellaneous Revenue	0	0	73,500		73,500
	0	0	269,023		269,023
TOTAL REVENUE	0	0	897,910		897,910
EXPENDITURES					
OFFICE OF ECONOMIC DEVELOPMENT					
Salaries	0	0	334,322		334,322
Employer Provided Benefits	0	0	90,267		90,267
Other Operating Expenses	0	0	473,321		473,321
	0	0	897,910		897,910
TOTAL EXPENDITURES	0	0	897,910		897,910

AUTHORIZED POSITION CAP

	FY 13	FY 14	Change
Authorized Positions			
Part-Time Hours			

**RITZ THEATER - SMG
SUBFUND 4H2**

BACKGROUND

Sports Management Group (SMG) was hired by the City to manage six public entertainment facilities which include Everbank Field, the Memorial Arena, Jacksonville Baseball Stadium, Times-Union Center for Performing Arts, the Convention Center, Equestrian Center and the Ritz Theater and Museum. The Office of Economic Development serves as a liaison for SMG. The current contract term between the City of Jacksonville and SMG is January 1, 2013 through February 29, 2016.

REVENUE

Transfers from Other Funds

- This represents a subsidy from the Ritz Theater – City fund (SF 4H1).

Charges for Services

- This revenue includes ticket sales (\$173,244), entrance fees (\$20,279) and organized event charges (\$2,000).

Miscellaneous Revenue

- This represents revenue for rental of city facilities (\$20,000), advertising fees (\$18,500), technical support (\$15,000), concession sales (\$12,000) and miscellaneous sales and charges (\$8,000).

EXPENDITURES

Salaries

- This represents SMG salaries to manage and operate events at the Ritz Theater.

Employer Provided Benefits

- This represents payroll taxes (\$30,089) and health insurance costs (\$60,178).

Other Operating Expenses

- This represents expenses needed for operations at the Ritz Theater. Some expenses include contractual services (\$261,775), professional services (\$52,605), repairs and maintenance (\$54,421) and advertising and promotion (49,000).

AUTHORIZED POSITION CAP

There are no authorized positions in this subfund.





INTERNAL SERVICE FUNDS

Summary of Subfunds

- 511 Fleet Management - Operations
- 512 Fleet Management – Vehicle Replacement
- 513 Fleet Management – Direct Replacement
- 521 Copy Center / Central Mailroom
- 531 Information Technology Department (ITD) Operations
- 534 Radio Communications
- 536 Technology System Development
- 537 Technology Equipment Refresh
- 551 Office of General Counsel
- 561 Self Insurance
- 571 Group Health
- 581 Insured Programs
- 592 Banking Fund
- 59B 2008 Special Revenue Bond Fund - CIP
- 59C 2009A Special Revenue Bond Fund - CIP
- 59D 2009C Special Revenue Bond Fund - CIP
- 59E 2010A Special Revenue Bond Fund - CIP
- 59F 2010C Special Revenue Bond Fund - CIP
- 59G 2011A Special Revenue Bond Fund - CIP
- 59H 2012 Special Revenue Bond Fund - CIP
- 59i 2012B Special Revenue Bond Fund – CIP
- 59J 2013 Special Revenue Bond Fund – CIP
- 5A1 Public Buildings Allocations

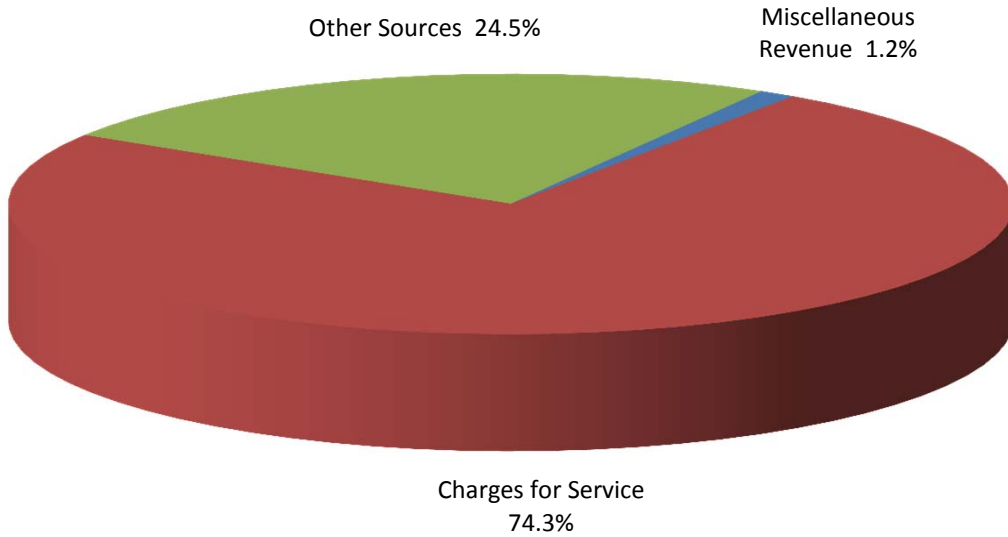
CITY OF JACKSONVILLE, FLORIDA

INTERNAL SERVICE FUNDS
Summary of Subfunds

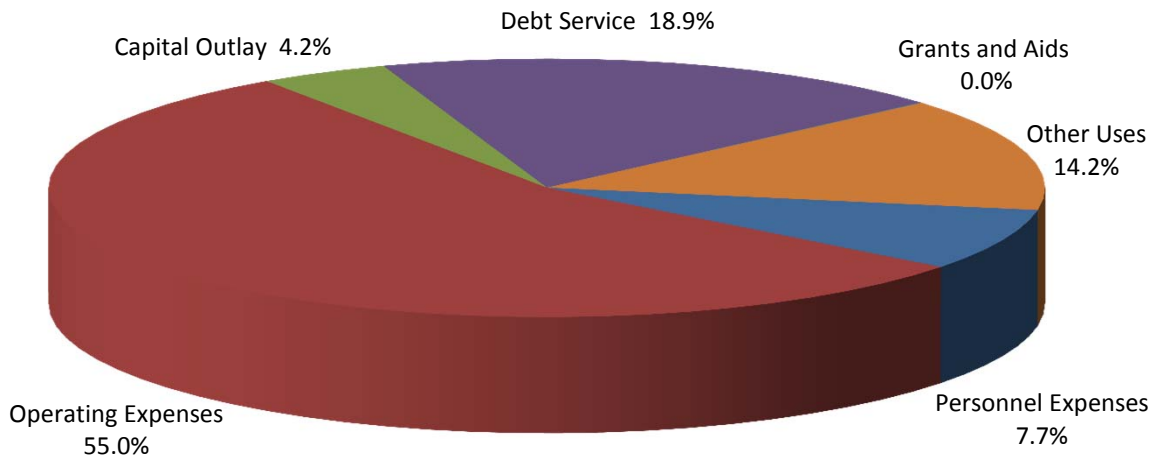
S/F	Description	Personnel Expenses	Operating Expenses	Capital Outlay	Debt Service	Grants and Aids	Other Uses	FY 14 Budgeted
511	Fleet Mgt - Operations	5,757,345	33,041,040	1	77,684		605,111	39,481,181
512	Fleet - Vehicle Replacement	222,070	145,898	1	2,164,788		6,739,585	9,272,342
513	Fleet - Direct Replacement			12,139,000			858,000	12,997,000
521	Copy Center / Central Mailroom	233,313	2,308,964	893			38,453	2,581,623
531	ITD Operations	11,361,013	11,121,893	1			-60,737	22,422,170
534	Radio Communications	841,247	1,271,321	292,501	4,379,678	189,817	1,799,662	8,774,226
536	Tech System Development		0	2,400,928	915,612			3,316,540
537	Tech Equipment Refresh		378,319	432,567			62,962	873,848
551	Office of General Counsel	6,468,985	1,455,892	1			255,429	8,180,307
561	Self Insurance	1,464,310	30,238,374	175,008			2,288,640	34,166,332
571	Group Health	624,489	93,353,436	1			74,804	94,052,730
581	Insured Programs	454,807	10,272,507	4			496,976	11,224,294
592	Banking Fund		455,545		36,232,407		42,687,928	79,375,880
59B	2008 Special Rev Bond Fund - CIP				4,996,102			4,996,102
59C	2009A Special Rev Bond Fund - CIP				3,483,429			3,483,429
59D	2009C Special Rev Bond Fund - CIP				6,266,496			6,266,496
59E	2010A Special Rev Bond Fund - CIP				4,685,962			4,685,962
59F	2010C Special Rev Bond Fund - CIP				4,208,200			4,208,200
59G	2011A Special Rev Bond Fund - CIP				2,865,213			2,865,213
59H	2012 Special Rev Bond Fund - CIP				1,039,104			1,039,104
59I	2012B Special Rev Bond Fund - CIP				41,632			41,632
59J	2013 Special Rev Bond Fund - CIP				1,630,233			1,630,233
5A1	Public Buildings Allocations	2,983,331	32,069,738	1,039,865	1,210,321			37,303,255
	Total Internal Service Funds	30,410,910	216,112,927	16,480,771	74,196,861	189,817	55,846,813	393,238,099

INTERNAL SERVICE FUNDS

REVENUE SOURCES



EXPENDITURES BY CATEGORY



CITY OF JACKSONVILLE, FLORIDA

FLEET MGMT - OPERATIONS

SUBFUND -- 511

	FY 12 Actual	FY 13 Budget	FY 14 Approved	Change From Prior Year	
				Percent	Dollar
REVENUE					
INTRA-GOVERNMENTAL SERVICES					
Charges for Services	38,741,248	42,283,139	38,842,973	-8.1%	-3,440,166
Miscellaneous Revenue	643,231	667,567	638,208	-4.4%	-29,359
	<u>39,384,479</u>	<u>42,950,706</u>	<u>39,481,181</u>	<u>-8.1%</u>	<u>-3,469,525</u>
NON-DEPARTMENTAL / FUND LEVEL ACTIVITIES					
Miscellaneous Revenue	-25,979	0	0		0
	<u>-25,979</u>	<u>0</u>	<u>0</u>		<u>0</u>
TOTAL REVENUE	39,358,501	42,950,706	39,481,181	-8.1%	-3,469,525
EXPENDITURES					
INTRA-GOVERNMENTAL SERVICES					
Salaries	4,356,469	4,585,118	4,263,081	-7.0%	-322,037
Employer Provided Benefits	1,673,758	1,865,882	1,878,393	0.7%	12,511
Internal Service Charges	1,040,739	773,805	924,443	19.5%	150,638
Other Operating Expenses	30,984,467	34,566,525	32,116,597	-7.1%	-2,449,928
Capital Outlay	3,156	9	1	-88.9%	-8
Supervision Allocation	-71,478	-75,021	-64,032	-14.6%	10,989
Indirect Cost	957,654	1,153,654	669,143	-42.0%	-484,511
Banking Fund Debt Repayments	81,382	80,734	77,684	-3.8%	-3,050
	<u>39,026,146</u>	<u>42,950,706</u>	<u>39,865,310</u>	<u>-7.2%</u>	<u>-3,085,396</u>
NON-DEPARTMENTAL / FUND LEVEL ACTIVITIES					
Salaries	0	0	0		0
Salary & Benefit Lapse	0	0	-384,129		-384,129
	<u>0</u>	<u>0</u>	<u>-384,129</u>		<u>-384,129</u>
TOTAL EXPENDITURES	39,026,146	42,950,706	39,481,181	-8.1%	-3,469,525

AUTHORIZED POSITION CAP

	FY 13	FY 14	Change
Authorized Positions	118	118	0
Part-Time Hours	7,722	7,722	

**FLEET MANAGEMENT – OPERATIONS
SUBFUND 511**

BACKGROUND

This internal service fund accumulates and allocates the costs of the operation of the City's Motor Pool and recovers its costs via charges to its users/customers. Fleet Management is responsible for all of the maintenance and fueling of the entire City owned vehicle fleet including most independent authorities.

REVENUE

Charges for Services

- This represents the costs billed to other departments and government agencies and is directly related to the budgeted expenditures in this fund.

Miscellaneous Revenue

- The decrease is due to a \$17,729 decrease in contribution-loss deductibles and a \$11,630 decrease in reimbursement for warranty work.

EXPENDITURES

Salaries

- The net decrease is due to the privatization of the parts activity in the Fleet Management Division. Once vacated during the new fiscal year, ten positions will be eliminated from this fund.

Employer Provided Benefits

- The net increase is due primarily to increases in pension costs which are somewhat offset by the privatization of the parts activity.

Internal Service Charges

- The net increase is being driven by the addition of new building cost allocation(s) totaling \$193,199. The cost of daily operation, utilities and maintenance of public buildings was moved into a new internal service fund as part of the FY14 budget and is now allocated to the various users to increase transparency and accountability. These additional allocations are being slightly offset by a \$63,933 decrease in Fleet repairs, part, oil, gas and lube allocations.

Other Operating Expenses

- The net decrease is being driven by a \$2.4 million reduction in estimated fuel costs.

Supervision Allocation

- This amount represents the administration cost of the Division which is allocated to each activity within Fleet Management.

Indirect Cost

- This represents an indirect cost allocation calculated as part of a study performed by Maximus Consulting Services, Inc.

Banking Fund Debt Repayments

- The Banking Fund interest and principal payback for the previously approved project, which will be repaid in FY 15, is detailed below:

	73,490	7,244	73,490	4,194	
	FY13 Budget		FY14 Approved		-3,050
Project Title	Principal	Interest	Principal	Interest	Change
Fueling Station - 609 St. Johns Bluff Rd	73,490	7,244	73,490	4,194	-3,050

CITY OF JACKSONVILLE, FLORIDA

Salary & Benefit Lapse

- This reflects an estimated salary and benefit lapse based on the average turnover ratio and estimated number of vacancies in FY 14.

AUTHORIZED POSITION CAP

There are no changes to the overall employee cap.



CITY OF JACKSONVILLE, FLORIDA

FLEET MGMT - VEHICLE REPLACEMENT

SUBFUND -- 512

	FY 12 Actual	FY 13 Budget	FY 14 Approved	Change From Prior Year	
				Percent	Dollar
REVENUE					
INTRA-GOVERNMENTAL SERVICES					
Charges for Services	9,503,912	9,840,055	8,840,667	-10.2%	-999,388
Miscellaneous Revenue	269,137	0	0		0
Transfers from Fund Balance	23,000	0	0		0
	<u>9,796,049</u>	<u>9,840,055</u>	<u>8,840,667</u>	<u>-10.2%</u>	<u>-999,388</u>
NON-DEPARTMENTAL / FUND LEVEL ACTIVITIES					
Miscellaneous Revenue	552,280	787,389	431,675	-45.2%	-355,714
Transfers from Fund Balance	2,504,160	0	0		0
	<u>3,056,440</u>	<u>787,389</u>	<u>431,675</u>	<u>-45.2%</u>	<u>-355,714</u>
TOTAL REVENUE	12,852,489	10,627,444	9,272,342	-12.8%	-1,355,102
EXPENDITURES					
INTRA-GOVERNMENTAL SERVICES					
Salaries	152,647	152,521	153,118	0.4%	597
Employer Provided Benefits	52,235	58,151	68,952	18.6%	10,801
Internal Service Charges	0	6,341	99,064	1462.3%	92,723
Other Operating Expenses	41,638	46,803	46,834	0.1%	31
Capital Outlay	80,700	3	1	-66.7%	-2
Supervision Allocation	71,478	75,023	64,032	-14.7%	-10,991
Indirect Cost	0	96,253	109,626	13.9%	13,373
Banking Fund Debt Repayments	5,369,368	4,550,594	2,164,788	-52.4%	-2,385,806
	<u>5,768,067</u>	<u>4,985,689</u>	<u>2,706,415</u>	<u>-45.7%</u>	<u>-2,279,274</u>
NON-DEPARTMENTAL / FUND LEVEL ACTIVITIES					
Transfers to Other Funds	7,283,193	5,641,755	6,041,681	7.1%	399,926
Cash Carryover	0	0	524,246		524,246
	<u>7,283,193</u>	<u>5,641,755</u>	<u>6,565,927</u>	<u>16.4%</u>	<u>924,172</u>
TOTAL EXPENDITURES	13,051,260	10,627,444	9,272,342	-12.8%	-1,355,102

AUTHORIZED POSITION CAP

	FY 13	FY 14	Change
Authorized Positions	3	3	
Part-Time Hours			

**FLEET MANAGEMENT - VEHICLE REPLACEMENT
SUBFUND 512**

BACKGROUND

This is an internal service fund that accounts for the replacement of City owned vehicles.

REVENUE

Charges for Services

- This revenue represents the charges billed to other departments and agencies for both prior and current year vehicle replacements.

Miscellaneous Revenue

- This represents \$348,625 in anticipated revenue from the sale of surplus vehicles and \$83,050 estimated investment earnings.

EXPENDITURES

Employer Provided Benefits

- The net increase is being driven by increased pension and health insurance costs.

Internal Service Charges

- This amount represents the FY 14 cost of the Auto Vehicle Locator IT System Development project. The project will allow Fleet to manage city vehicles for location, fuel consumption and employee productivity. The proposed solution would upgrade current technology, purchase additional units, and new telemetrics to ensure drivers are compliant with safety requirements and meeting performance objectives. Fuel savings from the project is anticipated starting in FY 15.

Capital Outlay

- This amount represents the borrowed capital spending authority as detailed in Other Sources.

Supervision Allocation

- This amount represents the administration cost of the Division which is allocated to each activity within Fleet Management.

Indirect Cost

- This represents an indirect cost allocation calculated as part of a study performed by Maximus Consulting Services, Inc.

Banking Fund Debt Repayment

- This amount represents the interest and principal payback for banking fund borrowing. The amount budgeted will continue to decrease each budget year as less and less borrowing is required and prior year borrowing roles off.

Transfers to Other Funds

- This amount represents the amount required to fund a portion of the FY 14 vehicle replacements and is being transferred to the Direct Vehicle Replacement fund (SF 513).

Cash Carryover

- This amount represents the excess revenue over expenditure total in this subfund which will remain in the fund balance for future appropriation.

AUTHORIZED POSITION CAP

There are no changes to the overall employee cap.

CITY OF JACKSONVILLE, FLORIDA

FLEET MGMT - DIRECT REPLACEMENT

SUBFUND -- 513

	FY 12 Actual	FY 13 Budget	FY 14 Approved	Change From Prior Year	
				Percent	Dollar
REVENUE					
INTRA-GOVERNMENTAL SERVICES					
Transfers from Fund Balance	786,109	0	0		0
	<u>786,109</u>	<u>0</u>	<u>0</u>		<u>0</u>
NON-DEPARTMENTAL / FUND LEVEL ACTIVITIES					
Miscellaneous Revenue	141,270	69,345	64,319	-7.2%	-5,026
Transfers From Other Funds	7,330,664	5,641,755	12,932,681	129.2%	7,290,926
Transfers from Fund Balance	0	586,500	0	-100.0%	-586,500
	<u>7,471,934</u>	<u>6,297,600</u>	<u>12,997,000</u>	<u>106.4%</u>	<u>6,699,400</u>
TOTAL REVENUE	8,258,043	6,297,600	12,997,000	106.4%	6,699,400
EXPENDITURES					
INTRA-GOVERNMENTAL SERVICES					
Capital Outlay	4,956,105	6,297,600	12,139,000	92.8%	5,841,400
	<u>4,956,105</u>	<u>6,297,600</u>	<u>12,139,000</u>	<u>92.8%</u>	<u>5,841,400</u>
NON-DEPARTMENTAL / FUND LEVEL ACTIVITIES					
Cash Carryover	0	0	858,000		858,000
	<u>0</u>	<u>0</u>	<u>858,000</u>		<u>858,000</u>
TOTAL EXPENDITURES	4,956,105	6,297,600	12,997,000	106.4%	6,699,400

AUTHORIZED POSITION CAP

FY 13 FY 14 Change

Authorized Positions
Part-Time Hours

**FLEET MANAGEMENT - DIRECT REPLACEMENT
SUBFUND 513**

BACKGROUND

This internal service fund represents the spending by Fleet Management on direct vehicle replacements (pay-go), rather than through Banking Fund borrowing.

REVENUE

Miscellaneous Revenue

- Is made up of anticipated interest earnings for FY 14 which are expected to decrease due to lower investment returns.

Transfers From Other Funds

- This amount represents two different transfers from other funds to fund the FY 14 vehicle replacements:
 - Vehicle Replacement fund (SF 512) \$6,041,681
 - Countywide Economic Development Capital Fund (SF 322) \$6,891,000

EXPENDITURES

Capital Outlay

- This is the total capital requirement for the FY 14 vehicle replacement that will be purchased with cash.

Cash Carryover

- This amount represents the excess revenue over expenditure total in this subfund which will remain in the fund balance for future appropriation.

AUTHORIZED POSITION CAP

There are no positions in this subfund.

CITY OF JACKSONVILLE, FLORIDA

COPY CENTER / CENTRAL MAILROOM

SUBFUND -- 521

	FY 12 Actual	FY 13 Budget	FY 14 Approved	Change From Prior Year	
				Percent	Dollar
REVENUE					
INTRA-GOVERNMENTAL SERVICES					
Charges for Services	1,706,409	2,719,557	2,580,623	-5.1%	-138,934
	<u>1,706,409</u>	<u>2,719,557</u>	<u>2,580,623</u>	<u>-5.1%</u>	<u>-138,934</u>
NON-DEPARTMENTAL / FUND LEVEL ACTIVITIES					
Miscellaneous Revenue	-4,197	0	1,000		1,000
	<u>-4,197</u>	<u>0</u>	<u>1,000</u>		<u>1,000</u>
TOTAL REVENUE	1,702,212	2,719,557	2,581,623	-5.1%	-137,934
EXPENDITURES					
INTRA-GOVERNMENTAL SERVICES					
Salaries	263,744	184,883	154,135	-16.6%	-30,748
Employer Provided Benefits	92,775	75,001	79,178	5.6%	4,177
Internal Service Charges	32,983	38,693	17,233	-55.5%	-21,460
Other Operating Expenses	1,156,747	2,364,283	2,291,731	-3.1%	-72,552
Capital Outlay	0	8,344	893	-89.3%	-7,451
Supervision Allocation	0	0	0		0
Indirect Cost	129,943	48,353	38,453	-20.5%	-9,900
	<u>1,676,193</u>	<u>2,719,557</u>	<u>2,581,623</u>	<u>-5.1%</u>	<u>-137,934</u>
TOTAL EXPENDITURES	1,676,193	2,719,557	2,581,623	-5.1%	-137,934

AUTHORIZED POSITION CAP

	FY 13	FY 14	Change
Authorized Positions	6	5	-1
Part-Time Hours			

**COPY CENTER / CENTRAL MAILROOM
SUBFUND 521**

BACKGROUND

This internal service fund accumulates and allocates the cost of the City's centralized mailroom, centralized copy center/print shop and copier consolidation program. This internal service fund recovers its costs via charges to its users/customers.

REVENUE

Charges for Services

- The represents the costs billed to other departments and government agencies and is directly related to the budgeted expenditures in this fund.

Miscellaneous Revenue

- This amount represents the small amount of anticipated interest earnings for FY 14.

EXPENDITURES

Salaries

- The net decrease is being driven by the impact of transferring one position to the General Fund – GSD activity within Intra-Governmental Services.

Employer Provided Benefits

- The net increase is due to increased pension and health care costs which is somewhat offset by the impact of transferring a position out of this fund.

Internal Service Charges

- The net decrease is being driven by the replacement of the old building rental allocation with the new building cost allocation model. The cost of daily operation, utilities and maintenance of public buildings is now allocated to the specific user's budget by building / sq footage in order to increase accuracy, transparency and accountability.

Other Operating Expenses

- The net decrease is being driven by reductions in installment purchases, for the printing equipment, of \$63,630 and postage supplies of \$20,427. These reductions are partially offset by an increase in professional services of \$18,311 related to the mail courier service.

Capital Outlay

- There is capital funding in the budget for FY 14 to replace a document scanner.

Indirect Cost

- This represents an indirect cost allocation calculated as part of a study performed by Maximus Consulting Services, Inc.

AUTHORIZED POSITION CAP

One position was transferred to the Procurement Division of Intra-Governmental Services as part of the budget process.

CITY OF JACKSONVILLE, FLORIDA

ITD OPERATIONS

SUBFUND -- 531

	FY 12 Actual	FY 13 Budget	FY 14 Approved	Change From Prior Year	
				Percent	Dollar
REVENUE					
INTRA-GOVERNMENTAL SERVICES					
Charges for Services	24,189,924	20,636,637	20,890,090	1.2%	253,453
Miscellaneous Revenue	38,023	4,000	2,000	-50.0%	-2,000
	<u>24,227,946</u>	<u>20,640,637</u>	<u>20,892,090</u>	1.2%	251,453
NON-DEPARTMENTAL / FUND LEVEL ACTIVITIES					
Miscellaneous Revenue	-102,167	5,892	0	-100.0%	-5,892
Transfers From Other Funds	0	0	1,530,080		1,530,080
	<u>-102,167</u>	<u>5,892</u>	<u>1,530,080</u>	25868.8%	1,524,188
TOTAL REVENUE	24,125,779	20,646,529	22,422,170	8.6%	1,775,641
EXPENDITURES					
INFORMATION TECHNOLOGY					
Employer Provided Benefits	825	0	0		0
	<u>825</u>	<u>0</u>	<u>0</u>		<u>0</u>
INTRA-GOVERNMENTAL SERVICES					
Salaries	8,191,399	8,350,732	8,397,496	0.6%	46,764
Employer Provided Benefits	2,517,458	2,878,039	3,442,619	19.6%	564,580
Internal Service Charges	2,693,398	2,859,054	2,140,771	-25.1%	-718,283
Other Operating Expenses	9,242,400	6,353,068	8,981,122	41.4%	2,628,054
Capital Outlay	2,145	27	1	-96.3%	-26
Supervision Allocation	-283,907	-272,687	-182,099	-33.2%	90,588
Indirect Cost	1,402,701	798,306	121,362	-84.8%	-676,944
Banking Fund Debt Repayments	77,186	28,071	0	-100.0%	-28,071
	<u>23,842,780</u>	<u>20,994,610</u>	<u>22,901,272</u>	9.1%	1,906,662
NON-DEPARTMENTAL / FUND LEVEL ACTIVITIES					
Salary & Benefit Lapse	0	-348,081	-479,102	37.6%	-131,021
	<u>0</u>	<u>-348,081</u>	<u>-479,102</u>	37.6%	<u>-131,021</u>
TOTAL EXPENDITURES	23,843,605	20,646,529	22,422,170	8.6%	1,775,641

AUTHORIZED POSITION CAP

	FY 13	FY 14	Change
Authorized Positions	124	125	1
Part-Time Hours	11,300	12,060	760

**ITD OPERATIONS
SUBFUND 531**

BACKGROUND

This internal service fund accumulates and allocates current application maintenance costs of computer software and/or equipment owned, leased or operated by the City and selected independent agencies and records management (archive) functions.

REVENUE

Charges for Services

- This revenue consists of internal service revenues from charges billed to other departments and agencies.

Transfers From Other Funds

- This amount represents a one-time transfer from the Radio Communications fund (SF 534) to reduce the allocation to customers for FY 14.

EXPENDITURES

Employer Provided Benefits

- The net increase is being driven by increased pension costs totaling \$579,138.

Internal Service Charges

- The net decrease is being driven by the replacement of the old building rental allocation with the new building cost allocation model. The cost of daily operation, utilities and maintenance of public buildings is now allocated to the specific user's budget by building / sq footage in order to increase accuracy, transparency and accountability.

Other Operating Expenses

- The net increase is due primarily to a \$1.6 million increase in telephone / data lines budget. Other items of note include increases in Hardware / Software licensing and maintenance of \$560,116 and professional services of \$573,491.

Supervision Allocation

- This amount represents the administration cost of the Division which is allocated to each activity within Information Technologies but crosses funds.

Indirect Cost

- This represents an indirect cost allocation calculated as part of a study performed by Maximus Consulting Services, Inc.

Banking Fund Debt Repayments

- The table below compares the FY 13 and FY 14 banking fund debt repayment by project:

	25,403	2,668	0	0	
	FY13 Budget		FY14 Approved		-28,071
Project Title	Principal	Interest	Principal	Interest	Change
Upgrade HRIS servers	25,403	2,668	0	0	-28,071

Salary & Benefit Lapse

- This reflects an estimated salary and benefit lapse based on the average turnover ratio and estimated number of vacancies in FY 14.

AUTHORIZED POSITION CAP

One position was moved into this fund from the Radio Communications fund (SF 534) during the prior fiscal year. Part-time hours were also increased by 760 hours as part of the budget process.



CITY OF JACKSONVILLE, FLORIDA

RADIO COMMUNICATIONS

SUBFUND -- 534

	FY 12 Actual	FY 13 Budget	FY 14 Approved	Change From Prior Year	
				Percent	Dollar
REVENUE					
INTRA-GOVERNMENTAL SERVICES					
Charges for Services	5,334,078	6,319,500	6,662,004	5.4%	342,504
Miscellaneous Revenue	1,042	0	0		0
Other Sources	8,547,456	0	0		0
	<u>13,882,575</u>	<u>6,319,500</u>	<u>6,662,004</u>	5.4%	342,504
NON-DEPARTMENTAL / FUND LEVEL ACTIVITIES					
Miscellaneous Revenue	140,233	84,953	44,682	-47.4%	-40,271
Transfers from Fund Balance	536,331	0	2,067,540		2,067,540
	<u>676,564</u>	<u>84,953</u>	<u>2,112,222</u>	2386.3%	2,027,269
TOTAL REVENUE	14,559,139	6,404,453	8,774,226	37.0%	2,369,773

EXPENDITURES

INTRA-GOVERNMENTAL SERVICES					
Salaries	608,430	637,140	606,241	-4.8%	-30,899
Employer Provided Benefits	203,044	245,594	266,504	8.5%	20,910
Internal Service Charges	95,657	101,218	116,737	15.3%	15,519
Other Operating Expenses	589,888	579,076	1,154,584	99.4%	575,508
Operating - Capital Expense	8,547,456	0	0		0
Capital Outlay	280,736	3	292,501	1749933.3%	292,498
Grants, Aids & Contributions	0	261,000	189,817	-27.3%	-71,183
Supervision Allocation	283,907	272,687	182,099	-33.2%	-90,588
Indirect Cost	81,335	95,172	87,483	-8.1%	-7,689
Banking Fund Debt Repayments	3,679,990	4,242,452	1,241,014	-70.7%	-3,001,438
	<u>14,370,444</u>	<u>6,434,342</u>	<u>4,136,980</u>	-35.7%	-2,297,362
NON-DEPARTMENTAL / FUND LEVEL ACTIVITIES					
Salary & Benefit Lapse	0	-29,889	-31,498	5.4%	-1,609
Transfers to Other Funds	0	0	1,530,080		1,530,080
Banking Fund Debt Repayments	0	0	3,138,664		3,138,664
	<u>0</u>	<u>-29,889</u>	<u>4,637,246</u>	-15614.9%	4,667,135
TOTAL EXPENDITURES	14,370,444	6,404,453	8,774,226	37.0%	2,369,773

AUTHORIZED POSITION CAP

	FY 13	FY 14	Change
Authorized Positions	13	12	-1
Part-Time Hours			

**RADIO COMMUNICATIONS
SUBFUND 534**

BACKGROUND

This internal service fund accumulates and allocates the cost for radio communications including installs, upgrades and repairs for the general government as well as JEA, JTA and JAA.

REVENUE

Charges for Services

- This represents the costs billed to other departments and government agencies and is directly related to the budgeted expenditures in this fund.

Miscellaneous Revenue

- Is made up of anticipated interest earnings for FY 14 which are expected to decrease due to lower investment returns.

Transfers from Fund Balance

- Prior year fund balance has been appropriated in FY 14 to fund JSO / JFRD mobile radio refresh, P25 increased maintenance costs and to offset the IT Operating fund (SF 531) customer allocations.

EXPENDITURES

Salaries

- The decrease is due to the movement of one position out of this fund to IT Operations (SF 531) during the prior fiscal year.

Employer Provided Benefits

- The net increase is primarily due to increased pension and health care costs. These increases are somewhat offset by a reduction in the workers compensation allocation.

Internal Service Charges

- The net increase is being driven by the replacement of the old building rental allocation with the new building cost allocation model. The cost of daily operation, utilities and maintenance of public buildings is now allocated to the specific user's budget by building / sq footage in order to increase accuracy, transparency and accountability.

Other Operating Expenses

- The net increase is being driven by increased hardware / software maintenance costs for the P25 radio system totaling \$579,322.

Capital Outlay

- Funding has been provided for JSO / JFRD mobile radio refresh as mentioned above in Transfer from Fund Balance.

Grants, Aids & Contributions

- This represents the payment to JEA for the estimated JEA operating costs for various radio towers used by the City.

Supervision Allocation

- This amount represents the administration cost of the Division which is allocated to each activity within Information Technology based on employee count.

Indirect Cost

- This represents an indirect cost allocation calculated as part of a study performed by Maximus Consulting Services, Inc.

CITY OF JACKSONVILLE, FLORIDA

Banking Fund Debt Repayment

- The P25 Radio System debt service has been moved to a non-departmental line item for better transparency. The table below compares the FY 13 and FY 14 banking fund debt repayment by project:

Intra-Governmental Services	3,471,708	770,744	963,431	277,583	
	FY13 Budget		FY14 Approved		-3,001,438
Project Title	Principal	Interest	Principal	Interest	Change
First Coast Radio Buyout (2011-756-E)	942,011	121,751	963,431	277,583	177,252
Radio System (FY09 & FY10 CIP)	2,476,844	647,804			-3,124,648
Upgrade Existing Public Safety Radios to Encrypted/Digital Op (FY09 B4)	52,853	1,189	0	0	-54,042

Non-Departmental / Fund Level Activities	0	0	2,589,569	549,095	
	FY13 Budget		FY14 Approved		3,138,664
Project Title	Principal	Interest	Principal	Interest	Change
Radio System (FY09 & FY10 CIP)			2,589,569	549,095	3,138,664

Salary & Benefit Lapse

- This reflects an estimated salary and benefit lapse based on the average turnover ratio and estimated number of vacancies in FY 14.

Transfers to Other Funds

- This amount represents the one time transfer to the IT Operating fund (SF 531) to offset the customer allocations as detailed in Transfers from Fund Balance.

AUTHORIZED POSITION CAP

One position was moved to the IT Operating fund (SF 531) during the prior fiscal year.



CITY OF JACKSONVILLE, FLORIDA

TECHNOLOGY SYSTEM DEVELOPMENT

SUBFUND -- 536

	FY 12 Actual	FY 13 Budget	FY 14 Approved	Change From Prior Year	
				Percent	Dollar
REVENUE					
INTRA-GOVERNMENTAL SERVICES					
Charges for Services	1,660,910	1,130,461	846,255	-25.1%	-284,206
Miscellaneous Revenue	90,516	0	0		0
Other Sources	217,753	0	2,400,928		2,400,928
	<u>1,969,178</u>	<u>1,130,461</u>	<u>3,247,183</u>	187.2%	2,116,722
NON-DEPARTMENTAL / FUND LEVEL ACTIVITIES					
Miscellaneous Revenue	0	43,896	22,634	-48.4%	-21,262
Transfers from Fund Balance	1,355,175	611,855	46,723	-92.4%	-565,132
	<u>1,355,175</u>	<u>655,751</u>	<u>69,357</u>	-89.4%	-586,394
TOTAL REVENUE	3,324,353	1,786,212	3,316,540	85.7%	1,530,328
EXPENDITURES					
INTRA-GOVERNMENTAL SERVICES					
Other Operating Expenses	41,798	0	0		0
Capital Outlay	220,804	0	2,400,928		2,400,928
Banking Fund Debt Repayments	2,695,573	1,786,212	915,612	-48.7%	-870,600
	<u>2,958,176</u>	<u>1,786,212</u>	<u>3,316,540</u>	85.7%	1,530,328
TOTAL EXPENDITURES	2,958,176	1,786,212	3,316,540	85.7%	1,530,328
AUTHORIZED POSITION CAP					
		FY 13	FY 14	Change	

Authorized Positions
Part-Time Hours

**TECHNOLOGY SYSTEM DEVELOPMENT
SUBFUND 536**

BACKGROUND

This internal service fund houses IT system development projects. This fund is project driven and will allow transparency and accountability related to IT projects outside the day to day operations. This internal service fund accumulates and allocates the cost of IT system development for the City of Jacksonville and various independent agencies.

REVENUE

Charges for Services

- This revenue consists of internal service revenues from charges billed to other departments and agencies for FY 14 proposed projects and previously approved projects on the annual budget ordinance schedule B4a.

Other Sources

- This represents the borrowed funding required for FY 14 IT System Development Projects.

Miscellaneous Revenue

- Is made up of anticipated interest earnings for FY 14 which are expected to decrease due to lower investment returns.

Transfers from Fund Balance

- The timing of spending verses borrowing resulted in an accumulation of excess revenue over expenditures from prior years and will be used to fund a small portion of the FY 14 banking fund debt repayment.

EXPENDITURES

Capital Outlay

- The FY 14 IT System Development Capital Projects are detail in the table below:

Project Name	FY14 Approved
Consolidation of Citywide Websites - COJ.net	200,000
SAN Disk Replacement	657,300
Enterprise Document Management Solution	898,628
Enterprise - Auto Vehicle Locator	535,000
Enterprise Customer Relationship Management Solution	110,000
	2,400,928

Banking Fund Debt Repayments

- This amount represents the FY 14 interest and principal payback for Banking Fund borrowing related to FY 14 proposed projects as well as previously approved projects on the schedule B4a.

AUTHORIZED POSITION CAP

There are no positions in this fund.

CITY OF JACKSONVILLE, FLORIDA

TECHNOLOGY EQUIPMENT REFRESH

SUBFUND -- 537

	FY 12 Actual	FY 13 Budget	FY 14 Approved	Change From Prior Year	
				Percent	Dollar
REVENUE					
INTRA-GOVERNMENTAL SERVICES					
Charges for Services	1,172,978	1,027,628	873,848	-15.0%	-153,780
	<u>1,172,978</u>	<u>1,027,628</u>	<u>873,848</u>	<u>-15.0%</u>	<u>-153,780</u>
TOTAL REVENUE	1,172,978	1,027,628	873,848	-15.0%	-153,780
EXPENDITURES					
INTRA-GOVERNMENTAL SERVICES					
Other Operating Expenses	26,739	351,730	378,319	7.6%	26,589
Capital Outlay	93,476	63,750	432,567	578.5%	368,817
	<u>120,215</u>	<u>415,480</u>	<u>810,886</u>	<u>95.2%</u>	<u>395,406</u>
NON-DEPARTMENTAL / FUND LEVEL ACTIVITIES					
Cash Carryover	0	612,148	62,962	-89.7%	-549,186
	<u>0</u>	<u>612,148</u>	<u>62,962</u>	<u>-89.7%</u>	<u>-549,186</u>
TOTAL EXPENDITURES	120,215	1,027,628	873,848	-15.0%	-153,780

AUTHORIZED POSITION CAP

	FY 13	FY 14	Change
Authorized Positions			
Part-Time Hours			

**TECHNOLOGY EQUIPMENT REFRESH
SUBFUND 537**

BACKGROUND

This internal service fund accounts for the refresh and replacement of the City's technology equipment and infrastructure including computers, servers, network equipment and uninterrupted power supply equipment. All proposed equipment will be purchased with pay-go funds derived from customer repayments from current and prior year equipment refresh items.

REVENUE

Charges for Services

- This amount represents the customer billings for both the FY 14 proposed refresh and previously approved equipment replacement.

EXPENDITURES

Other Operating Expenses

- This amount is represents funding for equipment that does not met the \$1,000 capital threshold, Emtech costs related to deploying equipment and the cost to convert Windows XP to Windows 7.

Capital Outlay

- This amount represents the various servers, network and UPS equipment that meets the \$1,000 capital threshold.

Cash Carryover

- The Charges for Services revenue in FY 14 exceeds the operating cost of the proposed refresh. This amount has been placed into a cash carryover to establish a fund balance in this fund that will be used in the future, with Council's approval, to fund pay-go software development and/or other hardware purchases without the use of borrowed funds.

AUTHORIZED POSITION CAP

There are no positions in this subfund.

CITY OF JACKSONVILLE, FLORIDA

OFFICE OF GENERAL COUNSEL

SUBFUND -- 551

	FY 12 Actual	FY 13 Budget	FY 14 Approved	Change From Prior Year	
				Percent	Dollar
REVENUE					
NON-DEPARTMENTAL / FUND LEVEL ACTIVITIES					
Miscellaneous Revenue	123,343	85,000	35,595	-58.1%	-49,405
Transfers from Fund Balance	223,896	0	765,848		765,848
	<u>347,239</u>	<u>85,000</u>	<u>801,443</u>	<u>842.9%</u>	<u>716,443</u>
OFFICE OF GENERAL COUNSEL					
Charges for Services	9,235,371	7,944,913	7,366,864	-7.3%	-578,049
Miscellaneous Revenue	28,597	11,000	12,000	9.1%	1,000
	<u>9,263,968</u>	<u>7,955,913</u>	<u>7,378,864</u>	<u>-7.3%</u>	<u>-577,049</u>
TOTAL REVENUE	9,611,207	8,040,913	8,180,307	1.7%	139,394
EXPENDITURES					
NON-DEPARTMENTAL / FUND LEVEL ACTIVITIES					
Salary & Benefit Lapse	0	-319,407	-306,581	-4.0%	12,826
Contingencies	0	0	78,771		78,771
Transfers to Other Funds	1,962,954	0	0		0
	<u>1,962,954</u>	<u>-319,407</u>	<u>-227,810</u>	<u>-28.7%</u>	<u>91,597</u>
OFFICE OF GENERAL COUNSEL					
Salaries	5,211,320	5,047,180	4,884,493	-3.2%	-162,687
Employer Provided Benefits	1,392,999	1,575,849	1,891,073	20.0%	315,224
Internal Service Charges	523,295	446,349	326,749	-26.8%	-119,600
Other Operating Expenses	783,543	1,115,239	1,129,143	1.2%	13,904
Capital Outlay	0	4	1	-75.0%	-3
Indirect Cost	369,726	175,699	176,658	0.5%	959
	<u>8,280,883</u>	<u>8,360,320</u>	<u>8,408,117</u>	<u>0.6%</u>	<u>47,797</u>
TOTAL EXPENDITURES	10,243,837	8,040,913	8,180,307	1.7%	139,394

AUTHORIZED POSITION CAP

	FY 13	FY 14	Change
Authorized Positions	61	61	
Part-Time Hours	2,600	2,600	

**OFFICE OF GENERAL COUNSEL
SUBFUND 551**

BACKGROUND

This internal service fund accumulates and allocates the cost of the Office of General Counsel and recovers its costs via charges to its users/customers which include the City, independent authorities and boards/commissions of the government.

REVENUE

Miscellaneous Revenue

- The decrease of \$49,405 in Non-departmental/Fund Level Activities due to a lower assumption on investment pool earnings.

Transfers from Fund Balance

- The increase of \$765,848 is due to an appropriation of retain earnings.

Charges for Services

- This revenue consists of internal service revenues from charges billed to other departments and agencies. The reduction of \$578,049 is mainly due to the increased fund balance used to offset the internal service billings to user agencies.

Miscellaneous Revenue

- The increase of \$1,000 in the Office of General counsel is due to higher miscellaneous sales and charge revenue.

EXPENDITURES

Non-Departmental/Fund Level Activities

Salary and Benefit Lapse

- This reflects an estimated salary and benefit lapse based on the average turnover ratio and estimated number of vacancies in FY 14.

Contingencies

- An increase of \$78,771 represents a reserve to pay settlements and judgments against the city.

Office of General Council

Salaries

- The decrease of \$162,687 is attributable to changes in personnel, the elimination of leave rollback/sellback and a reduction in special pay.

Employer Provided Benefits

- The increase of \$315,224 is primarily due to an increase of \$298,994 in pension contribution costs and \$15,651 in health care costs. This is slightly offset by a decrease of \$6,650 in workers' compensation charges.

Internal Service Charges

- The net decrease of \$119,600 is primarily due to the decrease of \$172,459 for building rental charges, \$15,828 in helpdesk and desktop services and \$15,075 in copier consolidation charges. These are offset by an increase of \$92,986 in building cost allocation charges. In FY14, the cost of daily operation and maintenance of public buildings was moved into a new internal service fund as part of the FY14 budget and is now allocated to various users to increase transparency and accountability.

AUTHORIZED POSITION CAP

There was no change to the authorized position cap in FY14.

CITY OF JACKSONVILLE, FLORIDA

SELF INSURANCE

SUBFUND -- 561

	FY 12 Actual	FY 13 Budget	FY 14 Approved	Change From Prior Year	
				Percent	Dollar
REVENUE					
FINANCE					
Charges for Services	29,506,344	26,731,806	29,274,718	9.5%	2,542,912
Miscellaneous Revenue	29,200	0	0		0
	<u>29,535,544</u>	<u>26,731,806</u>	<u>29,274,718</u>	<u>9.5%</u>	<u>2,542,912</u>
NON-DEPARTMENTAL / FUND LEVEL ACTIVITIES					
Miscellaneous Revenue	3,092,452	2,784,921	2,537,953	-8.9%	-246,968
Transfers From Other Funds	0	0	1,282,053		1,282,053
Transfer In to Pay Debt Service	1,071,608	1,071,608	1,071,608	0.0%	0
Transfers from Fund Balance	3,180,638	10,832	0	-100.0%	-10,832
	<u>7,344,698</u>	<u>3,867,361</u>	<u>4,891,614</u>	<u>26.5%</u>	<u>1,024,253</u>
TOTAL REVENUE	36,880,242	30,599,167	34,166,332	11.7%	3,567,165
EXPENDITURES					
FINANCE					
Salaries	824,483	1,032,161	1,037,650	0.5%	5,489
Employer Provided Benefits	261,188	382,547	448,762	17.3%	66,215
Internal Service Charges	1,263,316	910,359	798,873	-12.2%	-111,486
Other Operating Expenses	29,649,702	26,163,196	29,439,501	12.5%	3,276,305
Capital Outlay	93,690	10	175,008	749980.0%	174,998
Supervision Allocation	611,322	689,548	849,510	23.2%	159,962
Indirect Cost	471,058	376,167	367,522	-2.3%	-8,645
	<u>33,174,759</u>	<u>29,553,988</u>	<u>33,116,826</u>	<u>12.1%</u>	<u>3,562,838</u>
NON-DEPARTMENTAL / FUND LEVEL ACTIVITIES					
Salary & Benefit Lapse	0	-26,429	-22,102	-16.4%	4,327
Transfers to Other Funds	409	0	0		0
Cash Carryover	0	1,071,608	1,071,608	0.0%	0
	<u>409</u>	<u>1,045,179</u>	<u>1,049,506</u>	<u>0.4%</u>	<u>4,327</u>
TOTAL EXPENDITURES	33,175,168	30,599,167	34,166,332	11.7%	3,567,165

AUTHORIZED POSITION CAP

	FY 13	FY 14	Change
Authorized Positions	21	21	0
Part-Time Hours	2,800	2,800	

SELF INSURANCE SUBFUND 561

BACKGROUND

This fund administers a self-insured Worker's Compensation and General Auto/Liability program for the City and independent agencies such as the Jacksonville Electric Authority, Jacksonville Port Authority, Jacksonville Housing Authority and the Jacksonville Aviation Authority. As an internal service fund, revenues are generally billings to other City funds and independent agencies. Exceptions to this rule include interest earnings and monies from the State of Florida for 2nd injury worker's compensation claims.

REVENUE

Finance

Charges for Services

- The net increase of \$2,542,912 is attributable to an increase in gross premium written revenue.

Non-Departmental/Fund Level Activities

Miscellaneous Revenue

- The decrease of \$246,968 is due to a contraction of \$138,121 in earnings from escrow deposits and \$108,847 in investment pool earnings.

Transfers from Other Funds

- The increase of \$1,282,053 is due to the interfund transfer from subfund 581.

Transfers from Fund Balance

- The decrease of \$10,832 is due to the elimination of the transfer in from retained earnings.

EXPENDITURES

Salaries

- The increase of \$5,489 is due to increases of \$3,735 in permanent salaries and \$1,754 in special pay pensionable costs.

Employer Provided Benefits

- The increase of \$66,215 is primarily due to increases of \$58,334 in GEPP pension contribution, \$12,716 in group hospitalization insurance and \$5,390 in GEPP defined contribution pension costs. These were slightly offset by a decrease of \$11,101 in workers compensation insurance costs.

Internal Service Charges

- The net decrease of \$111,486 is primarily due to a decrease of \$109,943 for building rental charges.

Other Operating Expenses

- The increase of \$3,267,305 is attributable to increases of \$1,387,168 in paid loss, \$943,193 in miscellaneous insurance, \$653,998 in professional services, \$303,312 in change in liability, \$60,000 in medical services and \$25,000 in FOP heart/hypertension (medical expense reimbursement) costs. These were slightly offset by a decrease of \$100,000 in state fee assessment costs.

Capital Outlay

- The increase of \$174,998 is primarily attributable to an increase of \$174,999 in specialized equipment costs.

CITY OF JACKSONVILLE, FLORIDA

Supervision Allocation

- The increase of \$159,962 is due to increased administrative costs.

Indirect Cost

- This represents an indirect cost allocation calculated as part of a study performed by Maximus Consulting Services, Inc.

Salary & Benefits Lapse

- This reflects an estimated salary and benefit lapse based on the average turnover ratio and estimated number of vacancies in FY 14.

AUTHORIZED POSITION CAP

There are no changes to the authorized position cap.



CITY OF JACKSONVILLE, FLORIDA

GROUP HEALTH
SUBFUND -- 571

	FY 12 Actual	FY 13 Budget	FY 14 Approved	Change From Prior Year	
				Percent	Dollar
REVENUE					
EMPLOYEE SERVICES					
Charges for Services	91,189,838	98,006,877	92,822,671	-5.3%	-5,184,206
Miscellaneous Revenue	-170,540	0	0		0
	<u>91,019,298</u>	<u>98,006,877</u>	<u>92,822,671</u>	<u>-5.3%</u>	<u>-5,184,206</u>
NON-DEPARTMENTAL / FUND LEVEL ACTIVITIES					
Miscellaneous Revenue	617,261	128,801	213,113	65.5%	84,312
Transfers from Fund Balance	2,427,627	956,785	1,016,946	6.3%	60,161
	<u>3,044,888</u>	<u>1,085,586</u>	<u>1,230,059</u>	<u>13.3%</u>	<u>144,473</u>
TOTAL REVENUE	94,064,186	99,092,463	94,052,730	-5.1%	-5,039,733
EXPENDITURES					
EMPLOYEE SERVICES					
Salaries	481,906	423,376	473,739	11.9%	50,363
Employer Provided Benefits	157,405	141,921	177,277	24.9%	35,356
Internal Service Charges	334,972	246,031	247,838	0.7%	1,807
Other Operating Expenses	91,761,347	98,221,199	93,105,598	-5.2%	-5,115,601
Capital Outlay	0	4	1	-75.0%	-3
Indirect Cost	135,034	78,340	74,804	-4.5%	-3,536
	<u>92,870,664</u>	<u>99,110,871</u>	<u>94,079,257</u>	<u>-5.1%</u>	<u>-5,031,614</u>
NON-DEPARTMENTAL / FUND LEVEL ACTIVITIES					
Salary & Benefit Lapse	0	-18,408	-26,527	44.1%	-8,119
	<u>0</u>	<u>-18,408</u>	<u>-26,527</u>	<u>44.1%</u>	<u>-8,119</u>
TOTAL EXPENDITURES	92,870,664	99,092,463	94,052,730	-5.1%	-5,039,733
AUTHORIZED POSITION CAP					
		FY 13	FY 14	Change	
Authorized Positions		8	8		
Part-Time Hours			3,440	3,440	

GROUP HEALTH SUBFUND 571

BACKGROUND

This Internal Service Fund provides for the costs of group hospitalization, life insurance, and other types of employee insurances.

REVENUE

Charges for Services

- The net decrease of \$5,184,206 is mainly attributable to a decrease in the employee cap and an appropriation from fund balance to show 3rd year benefit of stock sale. This is offset somewhat with a 7.9% rate increase for nine (9) months in group health insurance. This revenue is based on expenses in this sub-fund less non-billing revenue (including interest earnings). In the case of employee-paid health insurance costs, these are withheld from the employee's pay. The remaining amount (employer paid costs and administrative costs) is then billed to departments via bi-weekly payroll interfaces. Consequently, since overall expenses are higher, so are charges for services.

Miscellaneous Revenue

- The increase of \$84,312 is attributable to investment earnings.

Transfer from Fund Balance

- The transfer from fund balance is associated with the 3rd year benefit of stock sale.

EXPENDITURES

Salaries

- The net increase of \$50,363 is mainly attributable to an increase in part time salaries of \$54,999.

Employer Provided Benefits

- The net increase of \$35,356 is mainly attributed to increases in pension of \$28,321 and group health insurance of \$6,935.

Internal Service Charges

- The net increase of \$55,700 is mainly attributable to increases of \$28,788 which is being driven by the addition of new building cost allocations. The cost of daily operation and maintenance of public buildings was moved into a new internal service fund as part of the FY 14 budget and is now allocated to the various users to increase transparency and accountability, \$20,029 in legal charges of \$20,027 and \$11,313 in mailroom charges.

Other Operating Expense

- The net decrease of \$5,115,601 is primarily attributed to decreases of \$4,926,336 for insurance costs and professional services of \$174,059

Indirect Cost

- The allocation for Indirect Costs is supported by the Full Cost Allocation Plan study completed by MAXIMUS Consulting Services, Inc.

Salary & Benefit Lapse

- This reflects an estimated salary and benefit lapse based on the average turnover ratio and estimated number of vacancies in FY 14.

AUTHORIZED POSITION CAP

The cap remains unchanged. However, part-time hours increased by 3,440.

CITY OF JACKSONVILLE, FLORIDA

INSURED PROGRAMS

SUBFUND -- 581

	FY 12 Actual	FY 13 Budget	FY 14 Approved	Change From Prior Year	
				Percent	Dollar
REVENUE					
FINANCE					
Charges for Services	8,634,821	8,661,180	9,689,772	11.9%	1,028,592
	8,634,821	8,661,180	9,689,772	11.9%	1,028,592
NON-DEPARTMENTAL / FUND LEVEL ACTIVITIES					
Miscellaneous Revenue	437,002	300,000	151,374	-49.5%	-148,626
Transfers from Fund Balance	12,815	743,603	1,383,148	86.0%	639,545
	449,817	1,043,603	1,534,522	47.0%	490,919
TOTAL REVENUE	9,084,638	9,704,783	11,224,294	15.7%	1,519,511
EXPENDITURES					
FINANCE					
Salaries	271,501	342,321	343,829	0.4%	1,508
Employer Provided Benefits	66,202	103,958	123,340	18.6%	19,382
Internal Service Charges	78,734	83,421	95,885	14.9%	12,464
Other Operating Expenses	8,587,343	9,813,175	10,176,622	3.7%	363,447
Capital Outlay	0	4	4	0.0%	0
Supervision Allocation	-611,322	-689,547	-849,510	23.2%	-159,963
Indirect Cost	74,162	65,874	64,433	-2.2%	-1,441
	8,466,619	9,719,206	9,954,603	2.4%	235,397
NON-DEPARTMENTAL / FUND LEVEL ACTIVITIES					
Salary & Benefit Lapse	0	-14,423	-12,362	-14.3%	2,061
Transfers to Other Funds	0	0	1,282,053		1,282,053
	0	-14,423	1,269,691	-8903.2%	1,284,114
TOTAL EXPENDITURES	8,466,619	9,704,783	11,224,294	15.7%	1,519,511

AUTHORIZED POSITION CAP

	FY 13	FY 14	Change
Authorized Positions	4	5	1
Part-Time Hours			

**INSURED PROGRAMS
SUBFUND 581**

BACKGROUND

This internal service fund administers a Miscellaneous Insurance Program for the City and Jacksonville Port Authority. Along with other policies, the City maintains property coverage, aviation insurance, a blanket crime policy and a policy covering the River Walk.

REVENUE

Charges for Services

- The increase of \$1,028,592 is due to an increase of \$828,592 in insurance premium and \$200,000 in recoveries of damages revenues.

Miscellaneous Revenue

- The decrease of \$148,626 is due to a lower assumption on investment pool earnings.

Transfers from Fund Balance

- The increase of \$639,545 is due to an increased fund balance appropriation for FY 14.

EXPENDITURES

Salaries

- The increase of \$1,508 is mainly due to an increase of \$2,943 in permanent and probationary salaries. This was somewhat offset by a decrease of \$1,599 in special pay pensionable costs.

Employer Provided Benefits

- The increase of \$19,382 is primarily due to increases of \$13,006 in group hospitalization insurance, \$4,944 in payroll taxes (FICA) and \$878 in Medicare tax costs.

Internal Service Charges

- The net increase of \$12,464 is mainly due to an addition of a new building cost allocation totaling \$36,142. The cost of daily operation and maintenance of public buildings was moved into a new internal service fund as part of the FY14 budget and is now allocated to various users to increase transparency and accountability. This was offset by a reduction of \$13,589 in building rent charges and \$8,258 in helpdesk and desktop services.

Other Operating Expenses

- The net increase of \$363,447 is attributable to increases of \$881,000 in premium paid – excess workers' compensation policy, \$240,000 in professional service, \$200,000 in recoveries from damages payment, \$74,999 in premium paid – special events, \$50,000 in terminal liability, \$32,083 in terminal liability and \$25,000 in excess GL policy costs. These were offset by decreases of \$1,007,660 in premium paid – property, \$50,000 in premium paid – aviation, \$10,000 in premium paid –river walk- city and \$10,000 in premium paid – blanket crime – city.

Supervision Allocation

- The increase of \$159,963 is attributable to increases in administrative costs.

Indirect Cost

- This represents an indirect cost allocation calculated as part of a study performed by Maximus Consulting Services, Inc.

Salary & Benefits Lapse

- This reflects an estimated salary and benefit lapse based on the average turnover ratio and estimated number of vacancies in FY 14.

CITY OF JACKSONVILLE, FLORIDA

Transfers to Other Funds

- The increase of \$1,282,053 is due to the transfer to subfund 561 for FY 14.

AUTHORIZED POSITION CAP

The authorized position cap increased by one (1) position in FY14.



CITY OF JACKSONVILLE, FLORIDA

BANKING FUND
SUBFUND -- 592

	FY 12 Actual	FY 13 Budget	FY 14 Approved	Change From Prior Year Percent	Change From Prior Year Dollar
REVENUE					
FINANCE					
Charges for Services	38,200,778	40,779,142	36,687,952	-10.0%	-4,091,190
Other Sources	9,492,291	32,730,950	42,687,928	30.4%	9,956,978
	<u>47,693,069</u>	<u>73,510,092</u>	<u>79,375,880</u>	<u>8.0%</u>	<u>5,865,788</u>
NON-DEPARTMENTAL / FUND LEVEL ACTIVITIES					
Miscellaneous Revenue	415,301	0	0		0
	<u>415,301</u>	<u>0</u>	<u>0</u>		<u>0</u>
TOTAL REVENUE	48,108,370	73,510,092	79,375,880	8.0%	5,865,788
EXPENDITURES					
FINANCE					
Other Operating Expenses	595,662	470,562	455,545	-3.2%	-15,017
Debt Service	14,211,357	11,100,266	7,196,959	-35.2%	-3,903,307
Payment to Fiscal Agents	0	32,730,950	42,687,928	30.4%	9,956,978
	<u>14,807,019</u>	<u>44,301,778</u>	<u>50,340,432</u>	<u>13.6%</u>	<u>6,038,654</u>
NON-DEPARTMENTAL / FUND LEVEL ACTIVITIES					
Debt Service	23,324,799	29,208,314	29,035,448	-0.6%	-172,866
	<u>23,324,799</u>	<u>29,208,314</u>	<u>29,035,448</u>	<u>-0.6%</u>	<u>-172,866</u>
TOTAL EXPENDITURES	38,131,818	73,510,092	79,375,880	8.0%	5,865,788

AUTHORIZED POSITION CAP

	FY 13	FY 14	Change
Authorized Positions			
Part-Time Hours			

**BANKING FUND
SUBFUND 592**

BACKGROUND

Ordinance 2005-1373-E approved the creation of the Banking Fund as a replacement for the City Loan Pool. The Banking Fund may be used by City departments to finance purchases for which there are insufficient funds to purchase outright. The interest rate charged on loans from the Banking Fund shall be the fund's cost of money.

REVENUE

Charges for Services

- This revenue item represents the repayment of debt from user departments into the Banking Fund.

Other Sources

- This amount represents the FY 14 proposed new borrowing as detailed below:

42,687,928

Description / Area	FY14 Borrowing
IT System Development Projects	2,400,928
Capital Improvement Projects - General Fund	30,950,000
Capital Improvement Projects - Solid Waste	5,406,000
Capital Improvement Projects - Stormwater	3,591,000
Mobile Data Terminal Refresh - Fire and Rescue	340,000

EXPENDITURES

Other Operating Expenses

- This amount represents the cost of administering the Banking Fund for FY 14.

Debt Service

- This amount represents the payment to various financial institutions and debt service funds for the cost of borrowed funds.

Payments to Fiscal Agents

- This amount is the FY 14 proposed new loan amounts to be borrowed as detailed in Other Sources.

AUTHORIZED POSITION CAP

There are no positions in this subfund.

CITY OF JACKSONVILLE, FLORIDA

2008 SPECIAL REV BOND FUND - CIP

SUBFUND -- 59B

	FY 12 Actual	FY 13 Budget	FY 14 Approved	Change From Prior Year	
				Percent	Dollar
REVENUE					
NON-DEPARTMENTAL / FUND LEVEL ACTIVITIES					
Miscellaneous Revenue	54,571	41,344	30,311	-26.7%	-11,033
Transfer In to Pay Debt Service	5,029,987	4,538,233	4,965,791	9.4%	427,558
	<u>5,084,558</u>	<u>4,579,577</u>	<u>4,996,102</u>	<u>9.1%</u>	<u>416,525</u>
TOTAL REVENUE	5,084,558	4,579,577	4,996,102	9.1%	416,525
EXPENDITURES					
NON-DEPARTMENTAL / FUND LEVEL ACTIVITIES					
Fiscal and Other Debt Fees	4,951,014	4,579,577	4,996,102	9.1%	416,525
	<u>4,951,014</u>	<u>4,579,577</u>	<u>4,996,102</u>	<u>9.1%</u>	<u>416,525</u>
TOTAL EXPENDITURES	4,951,014	4,579,577	4,996,102	9.1%	416,525

AUTHORIZED POSITION CAP

	FY 13	FY 14	Change
Authorized Positions			
Part-Time Hours			

**2008 SPECIAL REVENUE BOND FUND - CIP
SUBFUND 59B**

BACKGROUND

This fund receives transfers from the Banking Fund operating fund (SF 592) and then pays out to pay the debt service related to the 2008A CIP Special Revenue Bond fund. This includes the costs for principal, interest and fiscal agent fees.

REVENUE

Miscellaneous Revenue

- Is made up of anticipated interest earnings for FY 14 and will be used to pay the debt service costs for FY 14. Interest earnings are expected to decrease due to lower investment returns.

Transfer In to Pay Debt Service

- This represents a transfer from the Banking Fund operating fund (SF 592) to pay the remaining debt service costs for FY 14.

EXPENDITURES

Fiscal and Other Debt Fees

- Represents both the principal and interest costs, which are based upon a repayment schedule that was established at the time the bonds were issued, and the fiscal agent fees, which represent the cost of paying agent and registrar services for the bond issue.

Account Title	Principal	Interest	Fiscal Agent Fees	Total
2008 Spec Rev (CIP)	2,975,000	2,020,652	450	4,996,102

AUTHORIZED POSITION CAP

There are no positions in this subfund.

CITY OF JACKSONVILLE, FLORIDA

2009A SPECIAL REV BOND FUND - CIP

SUBFUND -- 59C

	FY 12 Actual	FY 13 Budget	FY 14 Approved	Change From Prior Year	
				Percent	Dollar
REVENUE					
NON-DEPARTMENTAL / FUND LEVEL ACTIVITIES					
Miscellaneous Revenue	48,874	26,289	19,160	-27.1%	-7,129
Transfer In to Pay Debt Service	3,321,884	4,190,370	3,464,269	-17.3%	-726,101
	<u>3,370,758</u>	<u>4,216,659</u>	<u>3,483,429</u>	<u>-17.4%</u>	<u>-733,230</u>
TOTAL REVENUE	3,370,758	4,216,659	3,483,429	-17.4%	-733,230
EXPENDITURES					
NON-DEPARTMENTAL / FUND LEVEL ACTIVITIES					
Fiscal and Other Debt Fees	2,435,530	4,216,659	3,483,429	-17.4%	-733,230
	<u>2,435,530</u>	<u>4,216,659</u>	<u>3,483,429</u>	<u>-17.4%</u>	<u>-733,230</u>
TOTAL EXPENDITURES	2,435,530	4,216,659	3,483,429	-17.4%	-733,230

AUTHORIZED POSITION CAP

FY 13 FY 14 Change

Authorized Positions
Part-Time Hours

**2009A SPECIAL REVENUE BOND FUND - CIP
SUBFUND 59C**

BACKGROUND

This fund receives transfers from the Banking Fund operating fund (SF 592) and then pays out to pay the debt service related to the 2009A CIP Special Revenue Bond fund. This includes the costs for principal, interest and fiscal agent fees.

REVENUE

Miscellaneous Revenue

- Is made up of anticipated interest earnings for FY 14 and will be used to pay the debt service costs for FY 14. Interest earnings are expected to decrease due to lower investment returns.

Transfer In to Pay Debt Service

- This represents a transfer from the Banking Fund operating fund (SF 592) to pay the remaining debt service costs for FY 14.

EXPENDITURES

Fiscal and Other Debt Fees

- Represents both the principal and interest costs, which are based upon a repayment schedule that was established at the time the bonds were issued.

Account Title	Principal	Interest	Fiscal Agent Fees	Total
2009A Spec Rev (Ash & Ed Ball)	2,430,000	1,053,429	0	3,483,429

AUTHORIZED POSITION CAP

There are no positions in this subfund.

CITY OF JACKSONVILLE, FLORIDA

2009C SPECIAL REV BOND FUND - CIP

SUBFUND -- 59D

	FY 12 Actual	FY 13 Budget	FY 14 Approved	Change From Prior Year	
				Percent	Dollar
REVENUE					
NON-DEPARTMENTAL / FUND LEVEL ACTIVITIES					
Miscellaneous Revenue	64,414	45,672	36,272	-20.6%	-9,400
Transfers From Other Funds	425,712	0	0		0
Transfer In to Pay Debt Service	6,149,025	5,451,800	6,230,224	14.3%	778,424
	<u>6,639,151</u>	<u>5,497,472</u>	<u>6,266,496</u>	<u>14.0%</u>	<u>769,024</u>
TOTAL REVENUE	6,639,151	5,497,472	6,266,496	14.0%	769,024
EXPENDITURES					
NON-DEPARTMENTAL / FUND LEVEL ACTIVITIES					
Debt Service	1,336,898	0	0		0
Fiscal and Other Debt Fees	4,585,798	5,497,472	6,266,496	14.0%	769,024
	<u>5,922,696</u>	<u>5,497,472</u>	<u>6,266,496</u>	<u>14.0%</u>	<u>769,024</u>
TOTAL EXPENDITURES	5,922,696	5,497,472	6,266,496	14.0%	769,024

AUTHORIZED POSITION CAP

FY 13 FY 14 Change

Authorized Positions
Part-Time Hours

**2009C SPECIAL REVENUE BOND FUND - CIP
SUBFUND 59D**

BACKGROUND

This fund receives transfers from the Banking Fund operating fund (SF 592) and then pays out to pay the debt service related to the 2009C CIP Special Revenue Bond fund. This includes the costs for principal, interest and fiscal agent fees.

REVENUE

Miscellaneous Revenue

- Is made up of anticipated interest earnings for FY 14 and will be used to pay the debt service costs for FY 14. Interest earnings are expected to decrease due to lower investment returns.

Transfer In to Pay Debt Service

- This represents a transfer from the Banking Fund operating fund (SF 592) to pay the remaining debt service costs for FY 14.

EXPENDITURES

Fiscal and Other Debt Fees

- Represents both the principal and interest costs, which are based upon a repayment schedule that was established at the time the bonds were issued, and the fiscal agent fees, which represent the cost of paying agent and registrar services for the bond issue.

Account Title	Principal	Interest	Fiscal Agent Fees	Total
2009C Spec Rev (CIP)	4,020,000	2,245,596	900	6,266,496

AUTHORIZED POSITION CAP

There are no positions in this subfund.

CITY OF JACKSONVILLE, FLORIDA

2010A SPECIAL REV BOND FUND - CIP

SUBFUND -- 59E

	FY 12 Actual	FY 13 Budget	FY 14 Approved	Change From Prior Year	
				Percent	Dollar
REVENUE					
NON-DEPARTMENTAL / FUND LEVEL ACTIVITIES					
Miscellaneous Revenue	49,105	40,250	29,304	-27.2%	-10,946
Transfer In to Pay Debt Service	4,629,594	4,268,530	4,656,658	9.1%	388,128
	<u>4,678,699</u>	<u>4,308,780</u>	<u>4,685,962</u>	<u>8.8%</u>	<u>377,182</u>
TOTAL REVENUE	4,678,699	4,308,780	4,685,962	8.8%	377,182
EXPENDITURES					
NON-DEPARTMENTAL / FUND LEVEL ACTIVITIES					
Debt Service	1,133,931	0	0		0
Fiscal and Other Debt Fees	1,131,157	4,308,780	4,685,962	8.8%	377,182
	<u>2,265,089</u>	<u>4,308,780</u>	<u>4,685,962</u>	<u>8.8%</u>	<u>377,182</u>
TOTAL EXPENDITURES	2,265,089	4,308,780	4,685,962	8.8%	377,182
AUTHORIZED POSITION CAP					
		FY 13	FY 14	Change	
	Authorized Positions				
	Part-Time Hours				

**2010A SPECIAL REVENUE BOND FUND - CIP
SUBFUND 59E**

BACKGROUND

This fund receives transfers from the Banking Fund operating fund (SF 592) and then pays out to pay the debt service related to the 2010A CIP Special Revenue Bond fund. This includes the costs for principal, interest and fiscal agent fees.

REVENUE

Miscellaneous Revenue

- Is made up of anticipated interest earnings for FY 14 and will be used to pay the debt service costs for FY 14. Interest earnings are expected to decrease due to lower investment returns.

Transfer In to Pay Debt Service

- This represents a transfer from the Banking Fund operating fund (SF 592) to pay the remaining debt service costs for FY 14.

EXPENDITURES

Fiscal and Other Debt Fees

- Represents both the principal and interest costs, which are based upon a repayment schedule that was established at the time the bonds were issued, and the fiscal agent fees, which represent the cost of paying agent and registrar services for the bond issue.

Account Title	Principal	Interest	Fiscal Agent Fees	Total
2010A Spec Rev (CIP)	2,662,000	2,023,512	450	4,685,962

AUTHORIZED POSITION CAP

There are no positions in this subfund.

CITY OF JACKSONVILLE, FLORIDA

2010C SPECIAL REV BOND FUND - CIP

SUBFUND -- 59F

	FY 12 Actual	FY 13 Budget	FY 14 Approved	Change From Prior Year	
				Percent	Dollar
REVENUE					
NON-DEPARTMENTAL / FUND LEVEL ACTIVITIES					
Miscellaneous Revenue	12,057	31,444	22,890	-27.2%	-8,554
Transfer In to Pay Debt Service	1,351,132	4,014,659	4,185,310	4.3%	170,651
	<u>1,363,189</u>	<u>4,046,103</u>	<u>4,208,200</u>	<u>4.0%</u>	<u>162,097</u>
TOTAL REVENUE	1,363,189	4,046,103	4,208,200	4.0%	162,097
EXPENDITURES					
NON-DEPARTMENTAL / FUND LEVEL ACTIVITIES					
Debt Service	680,125	0	0		0
Fiscal and Other Debt Fees	680,575	4,046,103	4,208,200	4.0%	162,097
	<u>1,360,700</u>	<u>4,046,103</u>	<u>4,208,200</u>	<u>4.0%</u>	<u>162,097</u>
TOTAL EXPENDITURES	1,360,700	4,046,103	4,208,200	4.0%	162,097
AUTHORIZED POSITION CAP					
		FY 13	FY 14	Change	

Authorized Positions
Part-Time Hours

**2010C SPECIAL REVENUE BOND FUND - CIP
SUBFUND 59F**

BACKGROUND

This fund receives transfers from the Banking Fund operating fund (SF 592) and then pays out to pay the debt service related to the 2010C CIP Special Revenue Bond fund. This includes the costs for principal, interest and fiscal agent fees.

REVENUE

Miscellaneous Revenue

- Is made up of anticipated interest earnings for FY 14 and will be used to pay the debt service costs for FY 14. Interest earnings are expected to decrease due to lower investment returns.

Transfer In to Pay Debt Service

- This represents a transfer from the Banking Fund operating fund (SF 592) to pay the remaining debt service costs for FY 14.

EXPENDITURES

Fiscal and Other Debt Fees

- Represents both interest and principal costs, which are based upon a repayment schedule that was established at the time the bonds were issued, and the fiscal agent fees, which represent the cost of paying agent and registrar services for the bond issue.

Account Title	Principal	Interest	Fiscal Agent Fees	Total
2010C-1 Spec Rev (CIP)	1,763,100	718,075	450	2,481,625
2010C-1 Spec Rev (Stormwater)	1,226,900	499,675	0	1,726,575
	2,990,000	1,217,750	450	4,208,200

AUTHORIZED POSITION CAP

There are no positions in this subfund.

CITY OF JACKSONVILLE, FLORIDA

2011A SPECIAL REV BOND FUND - CIP

SUBFUND -- 59G

	FY 12 Actual	FY 13 Budget	FY 14 Approved	Change From Prior Year	
				Percent	Dollar
REVENUE					
NON-DEPARTMENTAL / FUND LEVEL ACTIVITIES					
Miscellaneous Revenue	22,892	26,349	19,767	-25.0%	-6,582
Transfer In to Pay Debt Service	2,843,177	2,732,113	2,845,446	4.1%	113,333
	<u>2,866,070</u>	<u>2,758,462</u>	<u>2,865,213</u>	3.9%	106,751
TOTAL REVENUE	2,866,070	2,758,462	2,865,213	3.9%	106,751
EXPENDITURES					
NON-DEPARTMENTAL / FUND LEVEL ACTIVITIES					
Fiscal and Other Debt Fees	1,306,888	2,758,462	2,865,213	3.9%	106,751
	<u>1,306,888</u>	<u>2,758,462</u>	<u>2,865,213</u>	3.9%	106,751
TOTAL EXPENDITURES	1,306,888	2,758,462	2,865,213	3.9%	106,751

AUTHORIZED POSITION CAP

FY 13 FY 14 Change

Authorized Positions
Part-Time Hours

**2011A SPECIAL REVENUE BOND FUND - CIP
SUBFUND 59G**

BACKGROUND

This fund receives transfers from the Banking Fund operating fund (SF 592) and then pays out to pay the debt service related to the 2011A CIP Special Revenue Bond fund. This includes the costs for principal, interest and fiscal agent fees.

REVENUE

Miscellaneous Revenue

- Is made up of anticipated interest earnings for FY 14 and will be used to pay the debt service costs for FY 14. Interest earnings are expected to decrease due to lower investment returns.

Transfer In to Pay Debt Service

- This represents a transfer from the Banking Fund operating fund (SF 592) to pay the remaining debt service costs for FY 14.

EXPENDITURES

Fiscal and Other Debt Fees

- Represents both the principal and interest costs, which are based upon a repayment schedule that was established at the time the bonds were issued, and the fiscal agent fees, which represent the cost of paying agent and registrar services for the bond issue.

Account Title	Principal	Interest	Fiscal Agent Fees	Total
2011A Spec Rev (CIP)	1,119,500	1,184,335	450	2,304,285
2011A Spec Rev (Stormwater)	230,500	330,428	0	560,928
	1,350,000	1,514,763	450	2,865,213

AUTHORIZED POSITION CAP

There are no positions in this subfund.

CITY OF JACKSONVILLE, FLORIDA

2012 SPECIAL REV BOND FUND - CIP

SUBFUND -- 59H

	FY 12 Actual	FY 13 Budget	FY 14 Approved	Change From Prior Year	
				Percent	Dollar
REVENUE					
NON-DEPARTMENTAL / FUND LEVEL ACTIVITIES					
Miscellaneous Revenue	0	36,516	4,757	-87.0%	-31,759
Transfer In to Pay Debt Service	0	4,012,609	1,034,347	-74.2%	-2,978,262
	0	4,049,125	1,039,104	-74.3%	-3,010,021
TOTAL REVENUE	0	4,049,125	1,039,104	-74.3%	-3,010,021
EXPENDITURES					
NON-DEPARTMENTAL / FUND LEVEL ACTIVITIES					
Fiscal and Other Debt Fees	0	4,049,125	1,039,104	-74.3%	-3,010,021
	0	4,049,125	1,039,104	-74.3%	-3,010,021
TOTAL EXPENDITURES	0	4,049,125	1,039,104	-74.3%	-3,010,021

AUTHORIZED POSITION CAP

FY 13 FY 14 Change

Authorized Positions
Part-Time Hours

**2012 SPECIAL REVENUE BOND FUND – CIP
SUBFUND 59H**

BACKGROUND

This fund receives transfers from the Banking Fund operating fund (SF 592) and then pays out to pay the debt service related to the 2012 CIP Special Revenue Bond fund. This includes the costs for principal, interest and fiscal agent fees.

REVENUE

Miscellaneous Revenue

- Is made up of anticipated interest earnings for FY 14 and will be used to pay the debt service costs for FY 14. Interest earnings are expected to decrease due to lower investment returns.

Transfer In to Pay Debt Service

- This represents a transfer from the Banking Fund operating fund (592) to pay debt service costs for FY14.

EXPENDITURES

Fiscal and Other Debt Fees

- Represents both interest and principal costs, which are based upon a repayment schedule that was established at the time the bonds were issued.

Account Title	Principal	Interest	Fiscal Agent Fees	Total
2012A Spec Rev (CIP)	1,005,000	34,104	0	1,039,104

AUTHORIZED POSITION CAP

There are no positions in this subfund.

CITY OF JACKSONVILLE, FLORIDA

2012B SPECIAL REV BOND FUND - CIP

SUBFUND -- 59I

	FY 12 Actual	FY 13 Budget	FY 14 Approved	Change From Prior Year	
				Percent	Dollar
REVENUE					
NON-DEPARTMENTAL / FUND LEVEL ACTIVITIES					
Miscellaneous Revenue	0	0	287		287
Transfer In to Pay Debt Service	0	0	41,345		41,345
	<u>0</u>	<u>0</u>	<u>41,632</u>		<u>41,632</u>
TOTAL REVENUE	0	0	41,632		41,632
EXPENDITURES					
NON-DEPARTMENTAL / FUND LEVEL ACTIVITIES					
Fiscal and Other Debt Fees	0	0	41,632		41,632
	<u>0</u>	<u>0</u>	<u>41,632</u>		<u>41,632</u>
TOTAL EXPENDITURES	0	0	41,632		41,632

AUTHORIZED POSITION CAP

FY 13 FY 14 Change

Authorized Positions
Part-Time Hours

**2012B SPECIAL REVENUE BOND FUND - CIP
SUBFUND 59i**

BACKGROUND

This fund receives transfers from the Banking Fund operating fund (SF 592) and then pays out to pay the debt service related to the 2012B CIP Special Revenue Bond fund. This includes the costs for principal, interest and fiscal agent fees.

REVENUE

Miscellaneous Revenue

- Is made up of anticipated interest earnings for FY 14 and will be used to pay the debt service costs for FY 14.

Transfer In to Pay Debt Service

- This represents a transfer from the Banking Fund operating fund (592) to pay debt service costs for FY14.

EXPENDITURES

Fiscal and Other Debt Fees

- Represents both interest and principal costs, which are based upon a repayment schedule that was established at the time the bonds were issued.

Account Title	Principal	Interest	Fiscal Agent Fees	Total
2012B Spec Rev (ref 2009C MTN)	2,800	38,832	0	41,632

AUTHORIZED POSITION CAP

There are no positions in this subfund.

CITY OF JACKSONVILLE, FLORIDA

2013 SPECIAL REV BOND FUND - CIP

SUBFUND -- 59J

	FY 12 Actual	FY 13 Budget	FY 14 Approved	Change From Prior Year	
				Percent	Dollar
REVENUE					
NON-DEPARTMENTAL / FUND LEVEL ACTIVITIES					
Miscellaneous Revenue	0	0	18,175		18,175
Transfer In to Pay Debt Service	0	0	1,612,058		1,612,058
	<u>0</u>	<u>0</u>	<u>1,630,233</u>		<u>1,630,233</u>
TOTAL REVENUE	0	0	1,630,233		1,630,233
EXPENDITURES					
NON-DEPARTMENTAL / FUND LEVEL ACTIVITIES					
Fiscal and Other Debt Fees	0	0	1,630,233		1,630,233
	<u>0</u>	<u>0</u>	<u>1,630,233</u>		<u>1,630,233</u>
TOTAL EXPENDITURES	0	0	1,630,233		1,630,233

AUTHORIZED POSITION CAP

FY 13 FY 14 Change

Authorized Positions
Part-Time Hours

**2013 SPECIAL REVENUE BOND FUND - CIP
SUBFUND 59J**

BACKGROUND

This fund receives transfers from the Banking Fund operating fund (SF 592) and then pays out to pay the debt service related to the 2012 CIP Special Revenue Bond fund. This includes the costs for principal, interest and fiscal agent fees.

REVENUE

Miscellaneous Revenue

- Is made up of anticipated interest earnings for FY 14 and will be used to pay the debt service costs for FY 14.

Transfer In to Pay Debt Service

- This represents a transfer from the Banking Fund operating fund (592) to pay debt service costs for FY14.

EXPENDITURES

Fiscal and Other Debt Fees

- Represents interest and principal costs, which are based upon a repayment schedule that was established at the time the bonds were issued, and the fiscal agent fees, which represent the cost of paying agent and registrar services for the bond issue.

Account Title	Principal	Interest	Fiscal Agent Fees	Total
2013 and 2014 Issuances	435,000	1,008,355	500	1,443,855
2013 and 2014 Issuances - Solid Waste	0	31,573	0	31,573
2013 and 2014 Issuances - Stormwater	20,000	134,305	500	154,805
	455,000	1,174,233	1,000	1,630,233

AUTHORIZED POSITION CAP

There are no positions in this subfund.

CITY OF JACKSONVILLE, FLORIDA

PUBLIC BUILDING ALLOCATIONS

SUBFUND -- 5A1

	FY 12 Actual	FY 13 Budget	FY 14 Approved	Change From Prior Year	
				Percent	Dollar
REVENUE					
PUBLIC WORKS					
Charges for Services	0	0	37,043,705		37,043,705
Miscellaneous Revenue	0	0	259,550		259,550
	<u>0</u>	<u>0</u>	<u>37,303,255</u>		<u>37,303,255</u>
TOTAL REVENUE	0	0	37,303,255		37,303,255
EXPENDITURES					
PUBLIC WORKS					
Salaries	0	0	2,001,623		2,001,623
Employer Provided Benefits	0	0	981,708		981,708
Internal Service Charges	0	0	6,562,156		6,562,156
Other Operating Expenses	0	0	25,507,582		25,507,582
Capital Outlay	0	0	1,039,865		1,039,865
Banking Fund Debt Repayments	0	0	1,210,321		1,210,321
	<u>0</u>	<u>0</u>	<u>37,303,255</u>		<u>37,303,255</u>
TOTAL EXPENDITURES	0	0	37,303,255		37,303,255

AUTHORIZED POSITION CAP

	FY 13	FY 14	Change
Authorized Positions		50	50
Part-Time Hours			

**PUBLIC BUILDING ALLOCATIONS
SUBFUND 5A1**

BACKGROUND

This internal service fund accumulates and allocates the cost of the daily operation, maintenance, utilities and security for all public buildings. The costs are billed to the building occupants based on occupied square footage. This fund was set up as part of the FY 14 budget to increase transparency, accuracy and accountability for the various public buildings.

REVENUE

Charges for Services

- This revenue represents the costs billed to other departments and government agencies and is directly related to the budgeted expenditures in this fund.

Miscellaneous Revenue

- This amount represents the tenant revenue for non-City occupants of public buildings.

EXPENDITURES

Salaries

- This amount represents the salaries, overtime and other special pay items for those employees maintaining the various public buildings.

Employer Provided Benefits

- This amount represents the payroll taxes, pension and other benefits for those employees maintaining the various public buildings.

Internal Service Charges

- This amount is made up of the various networking, communication and other internal service allocations that are applicable to the various public buildings.

Other Operating Expenses

- The bulk of this funding is for utility costs for the various public buildings which total over \$18.3 million. Other notable items include contractual services (\$2,275,470) and security & guard service (\$1,735,452).

Capital Outlay

- This amount represents funding for smaller capital improvements that are not considered to be part of the Capital Improvement Program (CIP).

Banking Fund Debt Repayments

- The table below details the FY 14 banking fund debt repayment by project:

Project Title	FY13 Budget		FY14 Approved		Change
	Principal	Interest	Principal	Interest	
Sch B4b - Ed Ball Building	0	0	522,710	687,611	1,210,321

AUTHORIZED POSITION CAP

The 50 positions in this new subfund were moved from the General Fund – GSD activity of Public Works when the fund was established. These positions consist of the painters, plumbers, electricians and other maintenance workers that work on the various public buildings.





OTHER FUNDS

Summary of Subfunds

- 322 General Capital Projects
- 327 2009 Authorized Capital Projects
- 329 2011 Authorized Capital Projects
- 32C 2014 Authorized Capital Projects
- 32T Tax Increment District Capital Projects
- 331 Florida Inland Navigation District Grants
- 611 General Employees Pension
- 613 Correctional Officers Pension
- 614 Disability Pension Trust
- 643 City Council Parks Acquisitions, Development and Maintenance
- 64A Sheriff's Trusts
- 64G General Trust and Agency Funds – Self Appropriating
- 721 Jacksonville Housing Finance Authority
- 759 Cecil Field Trust
- 75B Downtown Economic Development Fund

CITY OF JACKSONVILLE, FLORIDA

OTHER FUNDS
Summary of Subfunds

S/F Description	Personnel Expenses	Operating Expenses	Capital Outlay	Debt Service	Grants and Aids	Other Uses	FY 14 Budgeted
322 General Capital Projects						5,242,277	5,242,277
327 2009 Authorized Capital Projects			0				0
329 2011 Authorized Capital Projects			0				0
32C 2014 Authorized Capital Projects			37,204,205				37,204,205
32T Tax Increment District Capital Projects			3,308,186				3,308,186
331 FL Inland Navigation District Grants			1,498,940				1,498,940
611 General Employees Pension	380,509	10,323,450	1			290,689	10,994,649
613 Correctional Officers Pension		760,000				43,000	803,000
614 Disability Pension Trust		10,000					10,000
643 City Council Parks Acquisition		(200,000)				200,000	0
64A Sheriff's Trusts	48,682	(607,786)	1,355,700		0	0	796,596
64G General Trust & Agency Fund		(2,014,196)				2,929,205	915,009
721 Housing Finance Authority	325,417	267,448	2			18,036	610,903
759 Cecil Field Trust		1,988,399				3,482	1,991,881
75B Downtown Economic Dev Fund						0	0
Total	754,608	10,527,315	43,367,034	0	0	8,726,689	63,375,646



CITY OF JACKSONVILLE, FLORIDA

GENERAL CAPITAL PROJECTS

SUBFUND -- 322

	FY 12 Actual	FY 13 Budget	FY 14 Approved	Change From Prior Year	
				Percent	Dollar
REVENUE					
NON-DEPARTMENTAL / FUND LEVEL ACTIVITIES					
Miscellaneous Revenue	2,093,884	0	0		0
Transfers From Other Funds	396,000	944,000	5,242,277	455.3%	4,298,277
	<u>2,489,884</u>	<u>944,000</u>	<u>5,242,277</u>	<u>455.3%</u>	<u>4,298,277</u>
PUBLIC WORKS					
Miscellaneous Revenue	60,118	300,000	0	-100.0%	-300,000
Other Sources	-150,000	0	0		0
	<u>-89,882</u>	<u>300,000</u>	<u>0</u>	<u>-100.0%</u>	<u>-300,000</u>
SPECIAL SERVICES					
Other Sources	150,000	0	0		0
	<u>150,000</u>	<u>0</u>	<u>0</u>		<u>0</u>
TOTAL REVENUE	2,550,002	1,244,000	5,242,277	321.4%	3,998,277
EXPENDITURES					
NON-DEPARTMENTAL / FUND LEVEL ACTIVITIES					
Transfers to Other Funds	0	0	6,891,000		6,891,000
Cash Carryover	396,000	392,000	388,000	-1.0%	-4,000
	<u>396,000</u>	<u>392,000</u>	<u>7,279,000</u>	<u>1756.9%</u>	<u>6,887,000</u>
OFFICE OF ECONOMIC DEVELOPMENT					
Contingencies	0	0	-2,036,723		-2,036,723
	<u>0</u>	<u>0</u>	<u>-2,036,723</u>		<u>-2,036,723</u>
OFFICE OF THE SHERIFF					
Capital Outlay	0	552,000	0	-100.0%	-552,000
	<u>0</u>	<u>552,000</u>	<u>0</u>	<u>-100.0%</u>	<u>-552,000</u>
PUBLIC WORKS					
Internal Service Charges	-46	0	0		0
Internal Service - Capital Expense	46	0	0		0
Capital Outlay	1,409,762	300,000	0	-100.0%	-300,000
	<u>1,409,762</u>	<u>300,000</u>	<u>0</u>	<u>-100.0%</u>	<u>-300,000</u>
SPECIAL SERVICES					
Capital Outlay	224,372	0	0		0
	<u>224,372</u>	<u>0</u>	<u>0</u>		<u>0</u>
TOTAL EXPENDITURES	2,030,134	1,244,000	5,242,277	321.4%	3,998,277
AUTHORIZED POSITION CAP					
		FY 13	FY 14	Change	

Authorized Positions
Part-Time Hours

**GENERAL CAPITAL PROJECTS
SUBFUND 322**

BACKGROUND

This fund houses appropriated pay-go and Banking Fund borrowed funds prior to FY 09. Post FY 09 the ongoing activity in this fund includes an annual loan repayment amount and other non-interest pay-go capital projects.

REVENUE

Non-Departmental / Fund Level Activities

Transfers From Other Funds

- This amount represents two transfers from other funds; the ongoing loan repayment from the Municipal Stadium fund (SF 4A1) totaling \$388,000, which is budgeted annually and is based upon a repayment schedule that was established at the time the loan was issued and a one-time transfer from the Downtown Economic Development fund (SF 75B) totaling \$4,854,277.

EXPENDITURES

Non-Departmental / Fund Level Activities

Transfers to Other Funds

- This amount represents a transfer out to the Fleet Management – Direct Replacement fund (SF 513) in order to purchase replacement vehicles.

Cash Carryover

- This is the loan repayment of \$388,000 as mentioned above.

Office of Economic Development

Contingencies

- This amount represents the de-appropriation of all funding for the previously approved countywide economic development capital project which was placed in a Council contingency in FY 13.

AUTHORIZED POSITION CAP

There are no positions in this subfund.

CITY OF JACKSONVILLE, FLORIDA

2009 AUTHORIZED CAPITAL PROJECTS

SUBFUND -- 327

	FY 12 Actual	FY 13 Budget	FY 14 Approved	Change From Prior Year	
				Percent	Dollar
REVENUE					
INTRA-GOVERNMENTAL SERVICES					
Other Sources	0	0	250,000		250,000
	0	0	250,000		250,000
NON-DEPARTMENTAL / FUND LEVEL ACTIVITIES					
Miscellaneous Revenue	1,270,944	1,251,268	0	-100.0%	-1,251,268
Transfers From Other Funds	0	0	0		0
	1,270,944	1,251,268	0	-100.0%	-1,251,268
PARKS & RECREATION					
Other Sources	0	0	1,000,000		1,000,000
	0	0	1,000,000		1,000,000
PUBLIC WORKS					
Other Sources	-1,000,000	0	-1,250,000		-1,250,000
	-1,000,000	0	-1,250,000		-1,250,000
SPECIAL SERVICES					
Other Sources	1,000,000	0	0		0
	1,000,000	0	0		0
TOTAL REVENUE	1,270,944	1,251,268	0	-100.0%	-1,251,268
EXPENDITURES					
FIRE AND RESCUE					
Capital Outlay	1,177,171	0	0		0
	1,177,171	0	0		0
INTRA-GOVERNMENTAL SERVICES					
Capital Outlay	0	0	250,000		250,000
	0	0	250,000		250,000
NON-DEPARTMENTAL / FUND LEVEL ACTIVITIES					
Transfers to Other Funds	410,000	0	0		0
	410,000	0	0		0
PARKS & RECREATION					
Capital Outlay	0	1,510,376	2,050,000	35.7%	539,624
	0	1,510,376	2,050,000	35.7%	539,624
PLANNING AND DEVELOPMENT					
Capital Outlay	232,832	0	0		0
	232,832	0	0		0
PUBLIC WORKS					
Internal Service Charges	-1,335	0	0		0
Internal Service - Capital Expense	1,538	0	0		0
Operating - Capital Expense	14,300	0	0		0
Capital Outlay	4,094,878	1,251,268	-1,250,000	-199.9%	-2,501,268
	4,109,381	1,251,268	-1,250,000	-199.9%	-2,501,268

CITY OF JACKSONVILLE, FLORIDA

SPECIAL SERVICES

Internal Service Charges	-838	0	0		0
Internal Service - Capital Expense	1,815	0	0		0
Operating - Capital Expense	133,863	0	0		0
Capital Outlay	2,005,792	-1,510,376	-1,050,000	-30.5%	460,376
	<u>2,140,631</u>	<u>-1,510,376</u>	<u>-1,050,000</u>	<u>-30.5%</u>	<u>460,376</u>
TOTAL EXPENDITURES	8,070,015	1,251,268	0	-100.0%	-1,251,268

AUTHORIZED POSITION CAP

FY 13 FY 14 Change

Authorized Positions
Part-Time Hours

**2009 AUTHORIZED CAPITAL PROJECTS
SUBFUND 327**

BACKGROUND

This fund currently houses any appropriated interest and as well as budgetary transfers of prior year appropriations included in the FY 14 Capital Improvement Projects (CIP). The revenue and expenditures are detailed in the tables below.

REVENUE

Other Sources

- The table below details the project and project amount to be funded with budgetary transfers between projects. Any negative amounts in the table represent de-appropriation of previously approved capital funding that is being transferred to another capital project.

Intra-Governmental Services 250,000

Project Title	FY14 Approved
Resource Management - Park Management	250,000

Parks & Recreation 1,000,000

Project Title	FY14 Approved
Hammond Park Improvements	250,000
Riverside Park Duck Pond	750,000

Public Works -1,250,000

Project Title	FY14 Approved
Upgrades and Maintenance Repairs	-1,250,000

EXPENDITURES

Capital Outlay

- The table below details the project and project amount to be funded with budgetary transfers between projects. Any negative amounts in the table represent de-appropriation of previously approved capital funding that is being transferred to another capital project.

Intra-Governmental Services 250,000

Project Title	FY14 Approved
Resource Management - Park Management	250,000

Parks & Recreation 2,050,000

Project Title	FY14 Approved
Hammond Park Improvements	250,000
Northwest Community Center Lighting	300,000
Sheffield Park - Phase II	750,000
Riverside Park Duck Pond	750,000

CITY OF JACKSONVILLE, FLORIDA

Public Works -1,250,000

Project Title	FY14 Approved
Upgrades and Maintenance Repairs	-1,250,000

Special Services -1,050,000

Project Title	FY14 Approved
Upgrades and Maintenance Repairs	-1,050,000

AUTHORIZED POSITION CAP

There are no positions in this subfund.

CITY OF JACKSONVILLE, FLORIDA

2011 AUTHORIZED CAPITAL PROJECTS

SUBFUND -- 329

	FY 12 Actual	FY 13 Budget	FY 14 Approved	Change From Prior Year	
				Percent	Dollar
REVENUE					
NEIGHBORHOODS					
Other Sources	1,000,000	0	0		0
	1,000,000	0	0		0
NON-DEPARTMENTAL / FUND LEVEL ACTIVITIES					
Miscellaneous Revenue	970,798	1,222,216	0	-100.0%	-1,222,216
Transfers From Other Funds	-1,000,000	0	0		0
Transfers From Component Units	1,400,000	0	0		0
	1,370,798	1,222,216	0	-100.0%	-1,222,216
PARKS & RECREATION					
Other Sources	0	0	1,750,000		1,750,000
	0	0	1,750,000		1,750,000
PUBLIC WORKS					
Other Sources	-1,000,000	0	-1,600,000		-1,600,000
	-1,000,000	0	-1,600,000		-1,600,000
SPECIAL SERVICES					
Charges for Services	56,936	0	0		0
Miscellaneous Revenue	25,000	0	0		0
Other Sources	0	0	-1,750,000		-1,750,000
	81,936	0	-1,750,000		-1,750,000
SUPERVISOR OF ELECTIONS					
Other Sources	0	0	1,600,000		1,600,000
	0	0	1,600,000		1,600,000
TOTAL REVENUE	1,452,734	1,222,216	0	-100.0%	-1,222,216
EXPENDITURES					
FIRE AND RESCUE					
Capital Outlay	65,854	0	0		0
	65,854	0	0		0
NEIGHBORHOODS					
Capital Outlay	11,656,864	0	0		0
	11,656,864	0	0		0
PARKS & RECREATION					
Capital Outlay	0	0	1,750,000		1,750,000
	0	0	1,750,000		1,750,000
PUBLIC WORKS					
Capital Outlay	32,186,991	1,222,216	-1,600,000	-230.9%	-2,822,216
	32,186,991	1,222,216	-1,600,000	-230.9%	-2,822,216
SPECIAL SERVICES					
Capital Outlay	16,550	0	-1,750,000		-1,750,000
	16,550	0	-1,750,000		-1,750,000

CITY OF JACKSONVILLE, FLORIDA

SUPERVISOR OF ELECTIONS

Capital Outlay

0	0	1,600,000	1,600,000
---	---	-----------	-----------

0	0	1,600,000	1,600,000
---	---	-----------	-----------

TOTAL EXPENDITURES	43,926,259	1,222,216	0	-100.0%	-1,222,216
---------------------------	-------------------	------------------	----------	----------------	-------------------

AUTHORIZED POSITION CAP

	FY 13	FY 14	Change
--	-------	-------	--------

Authorized Positions
Part-Time Hours

**2011 AUTHORIZED CAPITAL PROJECTS
SUBFUND 329**

BACKGROUND

This fund currently houses any appropriated interest and as well as budgetary transfers of prior year appropriations included in the FY 14 Capital Improvement Projects (CIP). The revenue and expenditures are detailed in the tables below.

REVENUE

Other Sources

- The table below details the project and project amount to be funded with budgetary transfers between projects. Any negative amounts in the table represent de-appropriation of previously approved capital funding that is being transferred to another capital project.

EXPENDITURES

Capital Outlay

- The table below details the project and project amount to be funded with budgetary transfers between projects. Any negative amounts in the table represent de-appropriation of previously approved capital funding that is being transferred to another capital project.

Parks & Recreation 1,750,000

Project Title	FY14 Approved
Harts Road Park Improvements	800,000
Lonnie Miller Regional Park Lighting	200,000
Ray Greene Park Football Field & Lighting	400,000
Chuck Rogers Park Field Renovations	350,000

Public Works -1,600,000

Project Title	FY14 Approved
Bicycle Masterplan - Riverplace Blvd	132,478
San Marco Blvd - Naldo Rd to Riverplace	-1,099,999
Sidewalk and Curb Maintenance	967,521
Supervisor of Elections - Gateway Mall Reno.	-2,247,000
Roadway Widening & Resurfacing	647,000

Special Services -1,750,000

Project Title	FY14 Approved
Countywide Parks - Upgrades & Maintenance	-1,750,000

Supervisor of Elections 1,600,000

Project Title	FY14 Approved
EVID Electronic Poll Books	1,600,000

AUTHORIZED POSITION CAP

There are no positions in this subfund.



CITY OF JACKSONVILLE, FLORIDA

2014 AUTHORIZED CAPITAL PROJECTS

SUBFUND -- 32C

	FY 12 Actual	FY 13 Budget	FY 14 Approved	Change From Prior Year	
				Percent	Dollar
REVENUE					
NEIGHBORHOODS					
Other Sources	0	0	6,500,000		6,500,000
	0	0	6,500,000		6,500,000
NON-DEPARTMENTAL / FUND LEVEL ACTIVITIES					
Transfers From Other Funds	0	0	6,254,205		6,254,205
	0	0	6,254,205		6,254,205
PARKS & RECREATION					
Other Sources	0	0	750,000		750,000
	0	0	750,000		750,000
PUBLIC LIBRARIES					
Other Sources	0	0	100,000		100,000
	0	0	100,000		100,000
PUBLIC WORKS					
Other Sources	0	0	23,600,000		23,600,000
	0	0	23,600,000		23,600,000
TOTAL REVENUE	0	0	37,204,205		37,204,205
EXPENDITURES					
NEIGHBORHOODS					
Capital Outlay	0	0	6,500,000		6,500,000
	0	0	6,500,000		6,500,000
PARKS & RECREATION					
Capital Outlay	0	0	4,004,205		4,004,205
	0	0	4,004,205		4,004,205
PUBLIC LIBRARIES					
Capital Outlay	0	0	100,000		100,000
	0	0	100,000		100,000
PUBLIC WORKS					
Capital Outlay	0	0	26,600,000		26,600,000
	0	0	26,600,000		26,600,000
TOTAL EXPENDITURES	0	0	37,204,205		37,204,205

AUTHORIZED POSITION CAP

FY 13 FY 14 Change

Authorized Positions
Part-Time Hours

**2014 AUTHORIZED CAPITAL PROJECTS
SUBFUND 32C**

BACKGROUND

This fund currently houses the FY 14 Capital Improvement Projects (CIP) to be funded with Banking Fund borrowing as detailed on budget ordinance schedule B4a as well as pay-go funds transferred from other funds for FY 14 proposed CIP projects.

REVENUE

Transfers From Other Funds

- This amount represents the transfers in from various subfunds to fund projects in the FY 14 CIP. The table below details the amount received by subfund.

	6,254,205
Subfund	FY14 Approved
Metropolitan Park Maint. Special Revenue Fund	125,000
Council District 02 - Park Acquisition & Maint. Special Revenue Fund	200,000
Loblolly Wetlands Mitigation Trust Fund	2,929,205
General Fund - GSD	3,000,000

Other Sources

- This amount represents the borrowing required to fund the FY 14 CIP projects detailed in the table below.

Neighborhoods	6,500,000
Project Title	FY14 Approved
Countywide Environmental Compliance	6,500,000

Parks & Recreation	750,000
Project Title	FY14 Approved
ADA Compliance - Parks	750,000

Public Libraries	100,000
Project Title	FY14 Approved
ADA Compliance - Public Librarians	100,000

Public Works	23,600,000
Project Title	FY14 Approved
Patton Park Reclaimed Water Irrigation	1,000,000
ADA Compliance - Public Buildings	1,900,000
New World Ave Extension to Chaffee Rd	4,000,000
Kernan Blvd - Six Lane UNF to JTB	7,700,000
Roadway Widening & Resurfacing	9,000,000

CITY OF JACKSONVILLE, FLORIDA

EXPENDITURES

Capital Outlay

- The table below details the project and project amounts:

Neighborhoods 6,500,000

Project Title	FY14 Approved
Countywide Environmental Compliance	6,500,000

Parks & Recreation 4,004,205

Project Title	FY14 Approved
Huguenot Park Fishing Platform & Parking	44,759
Palmentto Leaves Park Boardwalk & Nature Trail	92,235
Reddie Point Preserve Pavilion	121,550
Metropolitan Park Pavilion	125,000
Baldwin Rail Trail Uplands & Trails	136,279
Losco Park Boardwalk & Trails	150,000
Saratoga Park Pond Dredge	200,000
Beach & Peach Dog Park & Fishing Pier	293,865
McGirts Creek Trails & Parking	307,164
Cedar Point Trail & Parking	394,108
ADA Compliance - Parks	750,000
Yellow Water Rd Trailhead Development	1,389,245

Public Libraries 100,000

Project Title	FY14 Approved
ADA Compliance - Public Libraries	100,000

Public Works 26,600,000

Project Title	FY14 Approved
Police Memorial Building Fire Alarm Repair	125,000
PreTrial Detention Center Fire Alarm Repair	300,000
ADA Compliance - Community Transition Center	382,000
Roofing Assessment - Public Buildings	425,000
Fire Museum Renovation & Repair	600,000
Patton Park Reclaimed Water Irrigation	1,000,000
Capital Facilities Maintenance	1,168,000
ADA Compliance - Public Buildings	1,900,000
New World Ave Extension to Chaffee Rd	4,000,000
Kernan Blvd - Six Lane UNF to JTB	7,700,000
Roadway Widening & Resurfacing	9,000,000

AUTHORIZED POSITION CAP

There are no positions in this subfund.



CITY OF JACKSONVILLE, FLORIDA

TAX INCREMENT DIST CAPITAL PROJECTS

SUBFUND -- 32T

	FY 12 Actual	FY 13 Budget	FY 14 Approved	Change From Prior Year	
				Percent	Dollar
REVENUE					
NON-DEPARTMENTAL / FUND LEVEL ACTIVITIES					
Transfers From Other Funds	0	0	3,308,186		3,308,186
	<u>0</u>	<u>0</u>	<u>3,308,186</u>		<u>3,308,186</u>
OFFICE OF ECONOMIC DEVELOPMENT					
Miscellaneous Revenue	78,824	0	0		0
	<u>78,824</u>	<u>0</u>	<u>0</u>		<u>0</u>
TOTAL REVENUE	78,824	0	3,308,186		3,308,186
EXPENDITURES					
OFFICE OF ECONOMIC DEVELOPMENT					
Capital Outlay	482,867	0	3,308,186		3,308,186
	<u>482,867</u>	<u>0</u>	<u>3,308,186</u>		<u>3,308,186</u>
TOTAL EXPENDITURES	482,867	0	3,308,186		3,308,186

AUTHORIZED POSITION CAP

FY 13 FY 14 Change

Authorized Positions
Part-Time Hours

**TAX INCREMENT DISTRICT CAPITAL PROJECTS
SUBFUND 32T**

BACKGROUND

This fund is used to house capital projects that are funded by the various Tax Increment Districts.

The FY 14 appropriation was authorized by City ordinance 2012-492-E which uses funds from the Jacksonville International Airport area tax increment district subfund (SF 185). The funding in FY 14 is a onetime appropriation to expand Duval Road between Main Street and Airport Center Drive and has a maximum indebtedness of \$3.4 million.

REVENUE

Transfer From Other Funds

- This amount represents a transfer from JIA Area Tax Increment District (SF 185) as detailed above.

EXPENDITURES

Capital Outlay

- Residual funding from the JIA CRA (SF 185) is being used to fund the Duval Road expansion between Main Street and Airport Center Drive.

AUTHORIZED POSITION CAP

There are no positions in this subfund.

CITY OF JACKSONVILLE, FLORIDA

FL INLAND NAVIGATION DISTRICT GRANTS

SUBFUND -- 331

	FY 12 Actual	FY 13 Budget	FY 14 Approved	Change From Prior Year	
				Percent	Dollar
REVENUE					
NON-DEPARTMENTAL / FUND LEVEL ACTIVITIES					
Miscellaneous Revenue	0	584,343	813,220	39.2%	228,877
	0	584,343	813,220	39.2%	228,877
PARKS & RECREATION					
Intergovernmental Revenue	0	526,675	685,720	30.2%	159,045
	0	526,675	685,720	30.2%	159,045
TOTAL REVENUE	0	1,111,018	1,498,940	34.9%	387,922
EXPENDITURES					
PARKS & RECREATION					
Capital Outlay	0	1,111,018	1,498,940	34.9%	387,922
	0	1,111,018	1,498,940	34.9%	387,922
TOTAL EXPENDITURES	0	1,111,018	1,498,940	34.9%	387,922

AUTHORIZED POSITION CAP

	FY 13	FY 14	Change
Authorized Positions			
Part-Time Hours			

**FLORIDA INLAND NAVIGATION DISTRICT GRANTS
SUBFUND 331**

BACKGROUND

This subfund houses current year appropriations that will be used, along with Waterways Assistance Program grant funds, to fund various Florida Inland Navigation District (F.I.N.D) capital projects.

REVENUE

Miscellaneous Revenue

- This funding represents the appropriation of prior year interest earnings from this subfund which will be used, along with grant funding, for the capital projects detailed below.

Intergovernmental Revenue

- This represents the total grant funding that will be received from the Florida Inland Navigation District as detailed above.

EXPENDITURES

Capital Outlay

- The table below details the project and project amounts for all funding sources:

Parks & Recreation	1,498,940
Project Title	FY14 Approved
Ortega River Mooring Field & Channel	33,600
Half Moon Island Park Boat Ramp	50,200
Northshore Park Kayak Launch	58,700
Sisters Creek Dock Redesign	70,760
Northbank Riverwalk & Bulkhead Repairs	80,000
Arlington Lions Club Boat Ramp	80,840
Charles Reese Park Dock	88,500
Half Moon Island Park - Phase I	90,200
County Road Boat Ramp	92,520
Exchange Island - Phase I	115,760
Intercostal Waterway Boat Ramp Lighting	142,000
Sisters Creek Marina & Boat Ramp Lighting	145,860
Fishing Creek Dredge	450,000

AUTHORIZED POSITION CAP

There are no positions in this subfund.

CITY OF JACKSONVILLE, FLORIDA

GENERAL EMPLOYEES PENSION

SUBFUND -- 611

	FY 12 Actual	FY 13 Budget	FY 14 Approved	Change From Prior Year	
				Percent	Dollar
REVENUE					
FINANCE					
Miscellaneous Revenue	939	0	0		0
	939	0	0		0
NON-DEPARTMENTAL / FUND LEVEL ACTIVITIES					
Miscellaneous Revenue	261,808,396	0	0		0
	261,808,396	0	0		0
PENSION FUNDS					
Miscellaneous Revenue	73,997,463	10,438,205	10,994,649	5.3%	556,444
	73,997,463	10,438,205	10,994,649	5.3%	556,444
TOTAL REVENUE	335,806,798	10,438,205	10,994,649	5.3%	556,444
EXPENDITURES					
FINANCE					
Salaries	259,804	282,475	274,049	-3.0%	-8,426
Employer Provided Benefits	77,797	89,051	106,460	19.5%	17,409
Internal Service Charges	221,972	154,836	181,337	17.1%	26,501
Other Operating Expenses	3,868,841	10,284,552	10,142,113	-1.4%	-142,439
Capital Outlay	1,943	4	1	-75.0%	-3
Supervision Allocation	-53,576	-560,000	-43,000	-92.3%	517,000
Indirect Cost	192,536	187,287	333,689	78.2%	146,402
	4,569,316	10,438,205	10,994,649	5.3%	556,444
NON-DEPARTMENTAL / FUND LEVEL ACTIVITIES					
Other Operating Expenses	3,596,454	0	0		0
	3,596,454	0	0		0
PENSION FUNDS					
Other Operating Expenses	134,676,342	0	0		0
Payment to Fiscal Agents	19,632,245	0	0		0
	154,308,587	0	0		0
TOTAL EXPENDITURES	162,474,357	10,438,205	10,994,649	5.3%	556,444

AUTHORIZED POSITION CAP

	FY 13	FY 14	Change
Authorized Positions	6	6	
Part-Time Hours	1,080	1,080	

**GENERAL EMPLOYEES PENSION
SUBFUND 611**

BACKGROUND

The General Employees Pension Trust is the City's defined benefit pension fund for general employees. This fund records both employee and employer contributions, investment earnings, benefit payments and administrative expenses for the General Employees' Pension Fund. For FY 14, the City contribution rate is 27.91% and the employees' contribution rate is 8%. The employees covered by the General Employees' Pension Fund do not participate in Social Security.

REVENUE

Miscellaneous Revenue

- This revenue represents the Payroll Deductions paid by the covered employees in the General Employees' Pension Fund.

EXPENDITURES

Employer Provided Benefits

- The \$17,409 increase is primarily due to the increase of \$16,643 in general employees' pension contribution.

Internal Service Charges

- The \$26,501 increase is primarily due to increases of \$16,245 in building cost allocation – St. James building, \$5,503 in copy center allocation charge, \$3,081 in mailroom allocation charge, and \$2,902 in OGC legal allocation charge. These increases were somewhat offset by a net decrease of \$1,272 in ITD allocation charges.

Other Operating Expenses

- The decrease of \$142,439 is primarily due to the decrease of \$87,000 in professional services, \$42,500 in postage, and \$23,975 in miscellaneous services and charges. These decreases were somewhat offset by an increase of \$6,000 in dues, subscriptions and membership, \$3,000 in travel expenses, \$1,500 in office supplies – other, and \$1,000 in employee training.

Supervision Allocation

- This amount represents the administration cost of the Pension Administration activity which is allocated to Correctional Officers Pension fund (SF 613).

Indirect Cost

- The increase \$146,402 is due to the indirect cost study done by MAXMUS Consulting Services, Inc.

AUTHORIZED POSITION CAP

There are no changes.

CITY OF JACKSONVILLE, FLORIDA

CORRECTIONAL OFFICERS PENSION

SUBFUND -- 613

	FY 12 Actual	FY 13 Budget	FY 14 Approved	Change From Prior Year	
				Percent	Dollar
REVENUE					
NON-DEPARTMENTAL / FUND LEVEL ACTIVITIES					
Miscellaneous Revenue	17,638,676	0	0		0
	<u>17,638,676</u>	<u>0</u>	<u>0</u>		<u>0</u>
PENSION FUNDS					
Fines and Forfeits	472,123	500,000	360,000	-28.0%	-140,000
Miscellaneous Revenue	11,687,045	460,000	443,000	-3.7%	-17,000
	<u>12,159,169</u>	<u>960,000</u>	<u>803,000</u>	<u>-16.4%</u>	<u>-157,000</u>
TOTAL REVENUE	29,797,845	960,000	803,000	-16.4%	-157,000
EXPENDITURES					
FINANCE					
Other Operating Expenses	243,172	400,000	760,000	90.0%	360,000
Supervision Allocation	53,576	560,000	43,000	-92.3%	-517,000
	<u>296,747</u>	<u>960,000</u>	<u>803,000</u>	<u>-16.4%</u>	<u>-157,000</u>
NON-DEPARTMENTAL / FUND LEVEL ACTIVITIES					
Other Operating Expenses	229,929	0	0		0
	<u>229,929</u>	<u>0</u>	<u>0</u>		<u>0</u>
PENSION FUNDS					
Other Operating Expenses	8,684,569	0	0		0
Payment to Fiscal Agents	990,845	0	0		0
	<u>9,675,414</u>	<u>0</u>	<u>0</u>		<u>0</u>
TOTAL EXPENDITURES	10,202,089	960,000	803,000	-16.4%	-157,000
AUTHORIZED POSITION CAP					
		FY 13	FY 14	Change	

Authorized Positions
Part-Time Hours

**CORRECTIONAL OFFICERS PENSION
SUBFUND 613**

BACKGROUND

The Correctional Officers' Pension Fund was established to provide pension benefits and protection for the correctional officers of the City of Jacksonville. The City contribution for FY 14 is 49.93% and the employee contribution is 8%. In addition, the Correctional Officers' Pension Fund is funded by an administrative surcharge of \$20 per person arrested and booked into the City's correctional facilities. The employees covered by the Corrections Officers' Pension Fund do not participate in Social Security.

REVENUE

Fines and Forfeits

- This amount represents the revenue received from the administrative surcharge of \$20 per person arrested and booked into the City's correctional facilities.

Miscellaneous Revenue

- This revenue represents the Payroll Deductions paid by the covered employees in the General Employees Pension Plan.

EXPENDITURES

Other Operating Expenses

- The \$360,000 increase is consultant fees paid to the money managers to manage the Correctional Officers Pension Fund investments.

Supervision Allocation

- This amount represents the administration cost of the Pension Administration activity which is charged to this fund by the General Employees Pension fund (SF 611).

AUTHORIZED POSITION CAP

There are no positions in this subfund.

CITY OF JACKSONVILLE, FLORIDA

DISABILITY PENSION TRUST

SUBFUND -- 614

	FY 12 Actual	FY 13 Budget	FY 14 Approved	Change From Prior Year	
				Percent	Dollar
REVENUE					
NON-DEPARTMENTAL / FUND LEVEL ACTIVITIES					
Miscellaneous Revenue	190,908	0	0		0
	<u>190,908</u>	<u>0</u>	<u>0</u>		<u>0</u>
PENSION FUNDS					
Miscellaneous Revenue	1,846,862	40,000	10,000	-75.0%	-30,000
	<u>1,846,862</u>	<u>40,000</u>	<u>10,000</u>	<u>-75.0%</u>	<u>-30,000</u>
TOTAL REVENUE	2,037,770	40,000	10,000	-75.0%	-30,000
EXPENDITURES					
FINANCE					
Other Operating Expenses	2,840	40,000	10,000	-75.0%	-30,000
	<u>2,840</u>	<u>40,000</u>	<u>10,000</u>	<u>-75.0%</u>	<u>-30,000</u>
PENSION FUNDS					
Other Operating Expenses	381,108	0	0		0
	<u>381,108</u>	<u>0</u>	<u>0</u>		<u>0</u>
TOTAL EXPENDITURES	383,948	40,000	10,000	-75.0%	-30,000
AUTHORIZED POSITION CAP					
		FY 13	FY 14	Change	

Authorized Positions
Part-Time Hours

**DISABILITY PENSION TRUST
SUBFUND 614**

BACKGROUND

The General Employees' and Correction Officers' pension fund were split in FY 2010 to separately identify the Disability Benefit portion of the fund for general employees only. Subfund 614 was created to account for Employer and Employee contributions and Disability benefit payments. Contribution rates are 0.3% for both the city and employees.

REVENUE

Miscellaneous Revenue

- This revenue represents the Payroll Deductions paid by the covered employees in the General Employees' Pension Plan for the disability benefit portion of the pension.

EXPENDITURES

Other Operating Expenses

- The decrease of \$30,000 is due to a drop in FY 14 pension disability physical examinations.

AUTHORIZED POSITION CAP

There are no positions in this subfund.

CITY OF JACKSONVILLE, FLORIDA

CITY COUNCIL PARKS ACQUIS, DEVEL & MAINT

SUBFUND -- 643

	FY 12 Actual	FY 13 Budget	FY 14 Approved	Change From Prior Year	
				Percent	Dollar
EXPENDITURES					
CITY COUNCIL					
Other Operating Expenses	0	0	-200,000		-200,000
	0	0	-200,000		-200,000
NON-DEPARTMENTAL / FUND LEVEL ACTIVITIES					
Transfers to Other Funds	0	0	200,000		200,000
	0	0	200,000		200,000
TOTAL EXPENDITURES	0	0	0		0

AUTHORIZED POSITION CAP

	FY 13	FY 14	Change
Authorized Positions			
Part-Time Hours			

**CITY COUNCIL PARKS ACQUISITIONS, DEVELOPMENT AND MAINTENANCE
SUBFUND 643**

BACKGROUND

This fund is being included in the FY 14 annual budget in order to document the one-time transfer of previously appropriated funding to the 2014 Authorized Capital Projects subfund (SF 32C).

EXPENDITURES

Other Operating Expenses

- This amount represents the de-appropriation of previously approved funding in Council District 02 trust fund authorized expenditure line item. This funding is being transferred out to the 2014 Authorized Capital Projects subfund (SF 32C) in order to fund the Saratoga Park Pond Dredge CIP project.

Transfers to Other Funds

- This amount represents the transfer to the 2014 Authorized Capital Projects subfund (SF 32C) as detailed above. The projects being funded are detailed in the table below:

Project Title	FY14 Approved
Saratoga Park Pond Dredge	200,000

AUTHORIZED POSITION CAP

There are no positions in this subfund.

CITY OF JACKSONVILLE, FLORIDA

SHERIFF'S TRUSTS

SUBFUND -- 64A

	FY 12 Actual	FY 13 Budget	FY 14 Approved	Change From Prior Year	
				Percent	Dollar
REVENUE					
OFFICE OF THE SHERIFF					
Charges for Services	900	0	0		0
Fines and Forfeits	73,350	714,939	40,000	-94.4%	-674,939
Miscellaneous Revenue	1,523,863	1,530,000	756,596	-50.5%	-773,404
	1,598,113	2,244,939	796,596	-64.5%	-1,448,343
TOTAL REVENUE	1,598,113	2,244,939	796,596	-64.5%	-1,448,343
EXPENDITURES					
NON-DEPARTMENTAL / FUND LEVEL ACTIVITIES					
Transfers to Other Funds	-1,000,000	552,000	0	-100.0%	-552,000
	-1,000,000	552,000	0	-100.0%	-552,000
OFFICE OF THE SHERIFF					
Salaries	139,514	619,913	1,310	-99.8%	-618,603
Employer Provided Benefits	46,793	261,006	47,372	-81.9%	-213,634
Other Operating Expenses	243,899	412,020	-607,786	-247.5%	-1,019,806
Capital Outlay	243,236	400,000	1,355,700	238.9%	955,700
Grants, Aids & Contributions	1,089,200	0	0		0
	1,762,643	1,692,939	796,596	-52.9%	-896,343
TOTAL EXPENDITURES	762,643	2,244,939	796,596	-64.5%	-1,448,343

AUTHORIZED POSITION CAP

	FY 13	FY 14	Change
Authorized Positions	1	1	
Part-Time Hours			

**SHERIFF'S TRUSTS
SUBFUND 64A**

BACKGROUND

Municipal Code Section 111.300 created a trust fund account to be known as the Inmate Welfare Trust Fund. This fund receives the net profits from the commissary operation within the City's correctional facilities, which shall be used only for the overall welfare of the inmates. An inmate welfare committee recommends what expenditures are to be made. This is an all-years fund.

REVENUE

Fines and Forfeits

- The decrease of \$674,939 is due to lower court revenues.

Miscellaneous Revenue

- The decrease of \$773,404 is due to the anticipation of lower commissary concession sales at the City's correctional facilities.

EXPENDITURES

Transfer to Other Funds

- There is no budgeted transfer to any other funds in FY 14.

Salaries

- The decrease of \$618,603 is primarily due to a review of functions performed, the allocated payroll amounts charged resulted in a change for most payroll related sub-objects.

Employee Provided Benefits

- The decrease of \$213,634 is primarily due to the same reason stated above.

Other Operating Expenses

- The decrease of \$1,019,806 is primarily due to reductions in budgeted amounts for the purchase of pharmaceuticals, indigent kits, admission packs, shower shoes and soap for inmates housed by the Florida Department of Corrections.

Capital Outlay

- Funding totaling \$955,700 is being budgeted in FY 14 for the purchase of specialized equipment.

AUTHORIZED POSITION CAP

There are no changes in the number of positions.

CITY OF JACKSONVILLE, FLORIDA

GENERAL TRUST & AGENCY (CARRYFWD/SLFAPP)

SUBFUND -- 64G

	FY 12 Actual	FY 13 Budget	FY 14 Approved	Change From Prior Year	
				Percent	Dollar
REVENUE					
FINANCE					
Miscellaneous Revenue	0	0	915,009		915,009
	0	0	915,009		915,009
TOTAL REVENUE	0	0	915,009		915,009
EXPENDITURES					
FINANCE					
Other Operating Expenses	0	0	-2,014,196		-2,014,196
	0	0	-2,014,196		-2,014,196
NON-DEPARTMENTAL / FUND LEVEL ACTIVITIES					
Transfers to Other Funds	0	0	2,929,205		2,929,205
	0	0	2,929,205		2,929,205
TOTAL EXPENDITURES	0	0	915,009		915,009

AUTHORIZED POSITION CAP

	FY 13	FY 14	Change
Authorized Positions			
Part-Time Hours			

**GENERAL TRUST AND AGENCY FUNDS – SELF APPROPRIATING
SUBFUND 64G**

BACKGROUND

This fund is being included in the FY 14 annual budget in order to document the appropriation of Loblolly Wetland Mitigation revenue, related to Florida Statute 111.780 and the de-appropriation of trust fund authorized expenditures in order to fund various capital improvement projects. The funding will be transferred to the 2014 Authorized Capital Projects subfund (SF 32C).

REVENUE

Miscellaneous Revenue

- This amount represent the appropriation of revenue from the Loblolly Wetlands Mitigation funding (F.S. 111.780)

EXPENDITURES

Other Operating Expenses

- This amount represents the de-appropriation of previously approved trust fund authorized expenditure budget and is being transferred out to the 2014 Authorized Capital Projects subfund (SF 32C) along with the revenue appropriation detailed above in order to fund various capital improvement projects.

Transfers to Other Funds

- This amount represents the transfer to the 2014 Authorized Capital Projects subfund (SF 32C) as detailed above. The projects being funded are detailed in the table below:

Project Title	FY14 Approved
Huguenot Park Fishing Platform & Parking	44,759
Palmento Leaves Park Boardwalk & Nature Trail	92,235
Reddie Point Preserve Pavilion	121,550
Baldwin Rail Trail Uplands & Trails	136,279
Losco Park Boardwalk & Trails	150,000
Beach & Peach Dog Park & Fishing Pier	293,865
McGirts Creek Trails & Parking	307,164
Cedar Point Trail & Parking	394,108
Yellow Water Rd Trailhead Development	1,389,245
	2,929,205

AUTHORIZED POSITION CAP

There are no positions in this subfund.

CITY OF JACKSONVILLE, FLORIDA

JACKSONVILLE HOUSING FINANCE AUTHORITY

SUBFUND -- 721

	FY 12 Actual	FY 13 Budget	FY 14 Approved	Change From Prior Year	
				Percent	Dollar
REVENUE					
JACKSONVILLE HOUSING FINANCE AUTHORITY					
Miscellaneous Revenue	10,230	61,150	51,600	-15.6%	-9,550
Other Sources	64,558	158,995	143,525	-9.7%	-15,470
	<u>74,788</u>	<u>220,145</u>	<u>195,125</u>	<u>-11.4%</u>	<u>-25,020</u>
NON-DEPARTMENTAL / FUND LEVEL ACTIVITIES					
Miscellaneous Revenue	158,273	75,269	87,367	16.1%	12,098
Transfers from Fund Balance	239,083	284,151	328,411	15.6%	44,260
	<u>397,356</u>	<u>359,420</u>	<u>415,778</u>	<u>15.7%</u>	<u>56,358</u>
TOTAL REVENUE	472,143	579,565	610,903	5.4%	31,338
EXPENDITURES					
JACKSONVILLE HOUSING FINANCE AUTHORITY					
Salaries	193,694	256,993	256,993	0.0%	0
Employer Provided Benefits	51,316	71,488	68,424	-4.3%	-3,064
Internal Service Charges	21,719	26,607	32,356	21.6%	5,749
Other Operating Expenses	195,019	194,579	235,092	20.8%	40,513
Capital Outlay	0	4	2	-50.0%	-2
Indirect Cost	23,692	29,894	18,036	-39.7%	-11,858
Payment to Fiscal Agents	-311,366	0	0		0
	<u>174,074</u>	<u>579,565</u>	<u>610,903</u>	<u>5.4%</u>	<u>31,338</u>
TOTAL EXPENDITURES	174,074	579,565	610,903	5.4%	31,338

AUTHORIZED POSITION CAP

	FY 13	FY 14	Change
Authorized Positions	3	3	
Part-Time Hours			

**JACKSONVILLE HOUSING FINANCE AUTHORITY
SUBFUND 721**

BACKGROUND

The Jacksonville Housing Finance Authority (JHFA) provides funds to support development of housing for low-to-moderate income families through the issuance of tax exempt bonds. The bond proceeds are utilized to make low interest loans.

REVENUE

Jacksonville Housing Finance Authority

Miscellaneous Revenue

- The net reduction of \$9,550 is due to lower anticipated mortgage interest income.

Other Sources

- The decrease of \$15,470 is mainly due to a reduction of \$12,493 in proceeds from bond issuer fees and \$2,977 in monitoring fees.

Non-Departmental / Fund Level Activities

Miscellaneous Revenue

- The increase of \$12,098 is due to higher investment pool earnings.

Transfers From Fund Balance

- The increase of \$44,260 is attributable to an increase of the Fund Balance appropriation for FY 14.

EXPENDITURES

Jacksonville Housing Finance Authority

Employer Provided Benefits

- The net decrease of \$3,064 is due mainly to a decrease in group hospitalization insurance costs of \$4,420 and workers' compensation insurance of \$8,772. These reductions were slightly offset by an increase in pension contributions of \$9,768.

Internal Service Charges

- The net increase of \$5,749 is partially due to an increase of \$7,538 in legal fees. This was offset by a decrease of \$1,829 in mailroom charges.

Other Operating Expenses

- The net increase of \$40,513 is primarily due to an increase of \$25,000 in employee travel and training and \$15,000 in miscellaneous services and charges.

Indirect Cost

- This represents an indirect cost allocation calculated as part of a study performed by Maximus Consulting Services, Inc.

AUTHORIZED POSITION CAP

There are no changes to the overall employee cap.

CITY OF JACKSONVILLE, FLORIDA

CECIL FIELD TRUST

SUBFUND -- 759

	FY 12 Actual	FY 13 Budget	FY 14 Approved	Change From Prior Year	
				Percent	Dollar
REVENUE					
NON-DEPARTMENTAL / FUND LEVEL ACTIVITIES					
Miscellaneous Revenue	209,936	68,126	136,875	100.9%	68,749
Transfers From Component Units	578,724	0	0		0
	<u>788,660</u>	<u>68,126</u>	<u>136,875</u>	<u>100.9%</u>	<u>68,749</u>
OFFICE OF ECONOMIC DEVELOPMENT					
Charges for Services	-1,320	1	1	0.0%	0
Miscellaneous Revenue	4,017,879	1,881,872	1,783,475	-5.2%	-98,397
Transfers From Component Units	5,471	0	0		0
	<u>4,022,029</u>	<u>1,881,873</u>	<u>1,783,476</u>	<u>-5.2%</u>	<u>-98,397</u>
PARKS & RECREATION					
Charges for Services	2,610	0	0		0
Miscellaneous Revenue	48,800	36,571	71,530	95.6%	34,959
	<u>51,410</u>	<u>36,571</u>	<u>71,530</u>	<u>95.6%</u>	<u>34,959</u>
TOTAL REVENUE	4,862,100	1,986,570	1,991,881	0.3%	5,311
EXPENDITURES					
OFFICE OF ECONOMIC DEVELOPMENT					
Other Operating Expenses	1,604,924	1,966,091	1,967,920	0.1%	1,829
Indirect Cost	0	0	3,482		3,482
	<u>1,604,924</u>	<u>1,966,091</u>	<u>1,971,402</u>	<u>0.3%</u>	<u>5,311</u>
PARKS & RECREATION					
Other Operating Expenses	59,541	20,479	20,479	0.0%	0
	<u>59,541</u>	<u>20,479</u>	<u>20,479</u>	<u>0.0%</u>	<u>0</u>
TOTAL EXPENDITURES	1,664,466	1,986,570	1,991,881	0.3%	5,311

AUTHORIZED POSITION CAP

FY 13 FY 14 Change

Authorized Positions
Part-Time Hours

**CECIL FIELD TRUST
SUBFUND 759**

BACKGROUND

Established per ordinance 98-1052, all revenues received or earned by the City from the development and operation of the Cecil Commerce Center (excluding revenues related to an interlocal agreement with the Jacksonville Aviation Authority) are deposited into this trust fund. This fund is an all year's fund.

REVENUE

Non-Departmental / Fund Level Activities

Miscellaneous Revenue

- The increase of \$68,749 is due to a rise in investment pool earnings.

Office of Economic Development

Miscellaneous Revenue

- The net decrease of \$98,397 is due to reductions of \$106,276 in timber product sales and \$91,040 in gain/loss – sale real property revenues. These were somewhat offset by an increase of \$98,919 in rental of city facilities revenue.

Parks & Recreation

Miscellaneous Revenue

- This amount represents the anticipated revenue from timber sales.

EXPENDITURES

Office of Economic Development

Indirect Costs

- This represents an indirect cost allocation calculated as part of a study performed by Maximus Consulting Services, Inc.

AUTHORIZED POSITION CAP

There are no authorized positions in this subfund.

CITY OF JACKSONVILLE, FLORIDA

DOWNTOWN ECONOMIC DEVELOPMENT FUND

SUBFUND -- 75B

	FY 12 Actual	FY 13 Budget	FY 14 Approved	Change From Prior Year Percent	Dollar
EXPENDITURES					
NON-DEPARTMENTAL / FUND LEVEL ACTIVITIES					
Transfers to Other Funds	0	0	4,854,277		4,854,277
	0	0	4,854,277		4,854,277
OFFICE OF ECONOMIC DEVELOPMENT					
Contingencies	0	0	-4,854,277		-4,854,277
	0	0	-4,854,277		-4,854,277
TOTAL EXPENDITURES	0	0	0		0

AUTHORIZED POSITION CAP

FY 13 FY 14 Change

Authorized Positions
Part-Time Hours

**DOWNTOWN ECONOMIC DEVELOPMENT FUND
SUBFUND 75B**

BACKGROUND

This fund is being included in the FY 14 annual budget in order to document the one-time transfer of previously appropriated funding to the General Capital Projects subfund (SF 322).

EXPENDITURES

Transfers to Other Funds

- This amount represents a transfer out to the General Capital Projects subfund (SF 322).

Contingencies

- This amount represents the de-appropriation of previously approved Downtown Economic Development funding which was initially received from the General Fund – GSD and placed in a Council contingency in FY 13.

AUTHORIZED POSITION CAP

There are no positions in this subfund.





DEBT MANAGEMENT

Debt Management Policies and Plans

Analysis of Bonded Indebtedness

Schedule of Debt Service Requirements

Debt Service Requirements to Maturity

- Revenue Bonds Supported by General Fund
- Notes Payable Supported by General Fund Revenues
- Special Revenue Bonds and Notes Payable
- Revenue Bonds Supported by BJP Revenues
- Special Revenue Bonds Supported by BJP Revenues
- Notes Payable From Specific Revenue Sources – BJP
- Revenue Bonds Payable From Enterprise Funds

DEBT MANAGEMENT POLICIES AND PLANS

The City of Jacksonville's Debt Management Policy is a broad policy document designed to promote effective and efficient management of the City's debt program, provide a framework for the structuring and monitoring of debt issuances, and demonstrate commitment to long-term financial planning. The policies adopted therein along with the guidance and limitations included in the City's annual Capital Improvement Plan (the "CIP") and Debt Affordability Study (the "Study") are intended to ensure that future elected officials have reasonable flexibility to address emerging issues within a consistently applied framework.

The City is committed to continue the process of establishing appropriate objective guidelines and parameters for debt issuance. Guidelines that are too restrictive do not provide enough debt capacity to finance needed infrastructure. Guidelines that are not restrictive enough may result in excessive debt issuance in the near term, which will reduce future budgetary flexibility by creating an excessive debt service demand on the City's resources, contributing to a deteriorating credit position. Objective guidelines typically take the form of debt ratios.

The Study, as required by City Code Section 110.514, allows for the continual evaluate of the fiscal health and credit quality of the City's debt program, as well as providing an effective management tool for policymakers to control debt issuance. The Study summarizes the City's current debt position, compares the City's current position to relevant industry standards and similarly sized and rated cities and counties, and outlines the possible impacts of future debt issues on the City's credit position.

Below are five debt service ratios as of September 30, 2012, which are summarized in the most recent Study and monitored by the City to control its debt position. With each ratio are the "Aa" benchmarks, the City's current position and the target levels for the City to measure progress in strengthening its credit standing.

	<u>Benchmark*</u>	<u>FYE 2012</u>	<u>Target</u>
Overall net debt to estimated market value	6.04%	3.70%	2.50%
Debt per capita	\$2,516	\$3,232	\$2,600
Debt service to general fund expenditures	n/a**	9.89%	11.50%
Ten-year principal paydown	61.60%	44.64%	50.00%
Unreserved, Undesignated General Fund Balance to revenues	15.18%	12.59%	10-14%

* Moody's Investors Services, Global Credit Research Aa Cities Moody's Medians are based on 2011, or most currently available, information for "Aa" rated cities with population greater than 500,000.

** Effective as of the 2011 report, Moody's no longer provides this benchmark.

CITY OF JACKSONVILLE, FLORIDA

In order to fund its capital needs, the City expects to issue additional bonds for capital projects during the planning period. With the development of the operating budget and the CIP, and as the City continues to refine its 5-year financial plan, the City should have a better idea of its plan for capital funding. The table below reflects issuances and retirements for this period. From the most current Study, projected retirements exceeded issuances for a net retirement of debt of approximately \$211.4 million over the five year period ending 2018. Consequently, the amount of debt is expected to decrease from \$2.63 billion in fiscal year 2013 to \$2.42 billion through fiscal year 2018.

City of Jacksonville, Florida Projected Change in Debt Outstanding General Government Non-Ad Valorem Debt (\$ in thousands)							
FYE:	2013	2014	2015	2016	2017	2018	Total 2013-2018
Outstanding Debt, Beginning	\$2,765,397	\$2,629,888	\$2,575,919	\$2,574,343	\$2,546,342	\$2,488,555	\$2,765,397
<u>Current Authorizations:</u>							
Better Jacksonville Plan:							
BJP I - Transportation							
BJP II - Infrastructure							
Special Revenue							
State Infrastructure Bank (SIB) Loans							
Banking Fund:							
Prior CIP - General Authorizations	15,935	30,035	47,380	19,675	13,115		126,140
Prior CIP - Enterprise Fund Authorizations	550	8,810	11,450	3,630			24,440
Banking Fund - Prior Fleet/ITD Authorizations							
Jake M. Godbold City Hall Annex Building	14,545						14,545
<u>Future Borrowings:</u>							
Capital Improvement Plan - General		5,100	49,765	62,655	59,110	53,200	229,830
Capital Improvement Plan - Enterprise Fund		4,925	8,615	12,880	11,930	9,765	48,115
Banking Fund - Fleet/ITD		2,800					
Total Additions	31,030	51,670	117,210	98,840	84,155	62,965	445,870
Total Reductions:							
Refundings	347,243						347,243
Refunded	(400,448)						(400,448)
Retirements	(113,334)	(105,639)	(118,786)	(126,841)	(141,942)	(132,971)	(739,513)
Outstanding Debt, Ending	\$2,629,888	\$2,575,919	\$2,574,343	\$2,546,342	\$2,488,555	\$2,418,549	\$2,418,549

The impact of such projected issuances and retirements on the adopted debt ratios are summarized as follows.

City of Jacksonville, Florida Effect of the New Debt Issuance on Debt Ratios Overall								
	Adopted		Projected End of Fiscal Year					
	Target	Maximum	2013	2014	2015	2016	2017	2018
Overall Debt to Estimated Full Value	2.50%	3.50%	3.60%	3.56%	3.53%	3.39%	3.21%	3.03%
Debt Service as a % of General Expenditures	11.50%	13.00%	12.36%	11.27%	11.02%	11.38%	11.84%	12.30%
⁽¹⁾ Ten Year Principal Paydown	50%	30% ⁽²⁾	49.46%	51.31%	52.85%	54.98%	57.82%	60.78%
Overall Debt Per Capita	\$2,600	\$3,150	\$3,001	\$2,918	\$2,894	\$2,834	\$2,743	\$2,639

CITY OF JACKSONVILLE, FLORIDA

The most objective indicator of how the credit market's perceive the City's ability to repay its debt are the published ratings of the national ratings services: Fitch Ratings ("Fitch"), Moody's Investors Service ("Moody's") and Standard & Poor's Ratings Services ("S&P"). The City's debt is highly rated by the rating agencies. The table below shows the City's ratings for uninsured debt for the last ten years, which demonstrates the rating agencies' stable view of the City's debt over that period.

	<u>2003</u>	<u>2004</u>	<u>2005</u>	<u>2006</u>	<u>2007</u>	<u>2008</u>	<u>2009</u>	<u>2010</u> ⁽²⁾	<u>2011</u>	<u>2012</u>
<u>Moody's:</u>										
Issuer Credit Rating ⁽¹⁾						Aa2		Aa1		
Covenant Bonds						Aa3		Aa2		
Revenue Bonds	Aa3/A2					Aa3/A1		Aa2/A1		
BJP Infrastructure	Aa3							A1		
BJP Transportation	Aa3							Aa2		A1 ⁽⁴⁾
Commercial Paper								P1 ⁽³⁾		
<u>Standard & Poors:</u>										
Issuer Credit Rating ⁽¹⁾						AA				
Covenant Bonds						AA-				
Revenue Bonds	AA-/A									
BJP Infrastructure	A+				AA-				A	
BJP Transportation	A				AA-					
Commercial Paper			A-1+							⁽³⁾
<u>Fitch:</u>										
Issuer Credit Rating ⁽¹⁾						AA		AA+		
Covenant Bonds						AA-		AA		
Revenue Bonds	AA/AA-					AA/A+		AA+/AA-		
BJP Infrastructure	AA						AA-			A+ ⁽⁴⁾
BJP Transportation	AA									AA- ⁽⁴⁾

(1) The agency previously discontinued its underlying rating for the City, but recently re-established an Issuer Credit Rating.

(2) In fiscal year 2010, Moody's and Fitch recalibrated the City's ratings to the Global Rating Scale.

(3) S&P withdrew the rating of the liquidity provider at the request of the liquidity provider. S&P subsequently removed the rating for the related City commercial paper. The City successfully replaced the S&P rating with the Moody's rating.

(4) On March 7, 2012, Moody's issued a two notch downgrade to the City's Better Jacksonville Transportation program. Fitch issued a one notch downgrade to both the Infrastructure and Transportation programs.



**ANALYSIS OF BONDED INDEBTEDNESS
GENERAL TAX SUPPORTED DEBT**

Fiscal Year Ending Sept 30	Bonds Outstanding			
	General Obligation	Supported by General Revenues and Internal Services	Total General Fund Supported Debt	Supported by Better Jacksonville Plan Revenues
1999	2,285,000	717,340,140 (1)	719,625,140	
2000	1,755,000	734,865,140 (1)	736,620,140	
2001	1,195,000	702,035,140 (1)	703,230,140	397,710,000
2002	605,000	892,605,140 (1)	893,210,140	395,395,000
2003	0	1,022,286,300 (2)	1,022,286,300	804,425,000
2004	0	1,044,081,300	1,044,081,300	1,095,220,000
2005	0	1,022,290,560	1,022,290,560	1,100,124,261
2006	0	1,066,040,140	1,066,040,140	1,080,130,436 (3)
2007	0	1,064,580,140	1,064,580,140	1,204,145,655
2008	0	937,050,140	937,050,140	1,303,544,235
2009	0	962,238,140	962,238,140	1,376,710,045
2010	0	1,077,290,522	1,077,290,522	1,322,835,932
2011	0	1,164,319,400	1,164,319,400	1,378,919,402
2012	0	1,105,259,983	1,105,259,983	1,372,714,905
2013	0	1,028,066,535	1,028,066,535	1,342,347,258

(1) Excludes RCR Commercial Paper of \$60,000,000.

(2) Includes long-term debt that refunded RCR Commercial Paper of \$60,000,000.

(3) From 2006 on, this amount includes low interest rate loans through the State Infrastructure Bank.

(4) Effective FY 07, the market values in this schedule have been restated to conform with the requirements of GASB Statement 44 (please refer to the footnote in the statistical section of the CAFR for more information). Market values listed from FY 07 are not comparable to prior period data.

(5) Population estimates have been updated to reflect the 2010 Census.

CITY OF JACKSONVILLE, FLORIDA

<u>Bonds Outstanding</u>					
<u>Supported by Enterprise Funds</u>	<u>Combined Debt Outstanding</u>	<u>Assessed Valuation</u>	<u>Tax Supported Debt as a % Assessed Value</u>	<u>Population</u>	<u>Tax Supported Debt per Capita</u>
87,025,000	806,650,140	27,374,151,000	2.63%	762,846	943.34
85,100,000	821,720,140	29,545,454,000	2.49%	778,879	945.74
82,985,000	1,183,925,140	31,749,501,000	2.38%	788,859 (5)	891.45
79,670,000	1,368,275,140	34,176,581,000	2.81%	799,656	1,116.99
76,233,840	1,902,945,140	37,374,610,000	3.00%	808,711	1,264.09
72,108,840	2,211,410,140	40,267,179,000	2.59%	818,357	1,275.83
67,989,580	2,190,404,401	45,852,669,000	2.23%	828,145	1,234.43
63,465,000 (3)	2,209,635,576	51,951,142,000	2.05%	839,090	1,270.47
57,560,000	2,326,285,795	47,629,987,000 (4)	2.24%	847,384	1,256.31
213,405,000	2,453,999,375	55,226,212,000	1.70%	853,077	1,098.44
165,615,000	2,504,563,185	55,504,160,000	1.73%	858,291	1,121.11
330,988,169	2,731,114,623	53,198,806,000	2.03%	864,263	1,246.48
313,014,854	2,856,253,656	49,440,991,000	2.35%	864,601	1,346.66
287,422,588	2,765,397,476	45,927,695,000	2.41%	869,729	1,270.81
259,467,556	2,629,881,349	43,739,023,000	2.35%	875,730	1,173.95

**ANALYSIS OF BONDED INDEBTEDNESS
GENERAL TAX SUPPORTED DEBT**

Fiscal Year Ending Sept 30	Debt Service			
	General Obligation	Supported by General Revenues and Internal Services	Total General Fund Supported	Supported by Better Jacksonville Plan Revenues
1998	628,550	66,523,096	67,151,646	
1999	631,513	66,095,298	66,726,811	
2000	632,900	72,184,368	72,817,268	
2001	632,713	70,743,136	71,375,849	20,462,349
2002	618,613	71,371,126	71,989,739	23,134,240
2003	0	87,874,481	87,874,481	43,613,747
2004	0	93,798,060	93,798,060	67,059,262
2005	0	106,231,569	106,231,569	66,918,240
2006	0	111,315,688	111,315,688	66,883,595
2007	0	109,712,283	109,712,283	68,671,148
2008	0	104,955,619	104,955,619	87,910,024
2009	0	107,641,246	107,641,246	87,944,604
2010	0	101,614,500	101,614,500	78,141,419
2011	0	101,871,946	101,871,946	94,996,077
2012	0	112,954,889	112,954,889	86,478,681
2013	0	104,223,118	104,223,118	102,492,447

(6) After 2004, the data represents budgeted revenues with other years being extracted from the CAFR.

(7) This figure is preliminary until the 2012-2013 CAFR is published.

CITY OF JACKSONVILLE, FLORIDA

Debt Service		General Fund Revenues	Debt Service as a % of G/F Revenues
Supported by Enterprise Funds	Combined City Debt Service		
5,338,238	72,489,884	578,246,000	11.61%
5,952,263	72,679,074	588,586,000	11.34%
6,319,152	79,136,420	637,637,000	11.42%
7,404,647	99,242,845	642,092,000	11.12%
7,681,991	102,805,970	677,041,000	10.64%
7,709,831	139,198,059	711,553,000	12.35%
8,140,734	168,998,056	753,507,000 (6)	12.45%
7,826,624	180,976,433	788,660,000	13.47%
8,993,919	187,193,202	856,511,000	13.00%
10,188,524	188,571,955	908,138,000	12.08%
24,822,584	217,688,227	934,323,000	11.23%
24,925,988	220,511,838	959,147,000	11.22%
30,982,749	210,738,668	976,478,000	10.41%
28,259,494	225,127,516	984,033,000	10.35%
29,501,412	228,934,982	954,602,000	11.83%
18,900,898	225,616,463	930,263,000 (7)	11.20%

**SCHEDULE OF DEBT SERVICE REQUIREMENTS
COMPARED TO CASH IN SINKING FUND
LONG-TERM OBLIGATIONS
September 30, 2013**

GOVERNMENTAL ACTIVITIES:

Revenue Bonds Supported by General Funds:

Excise Taxes Revenue Bonds, Series 1993
Local Government Sales Tax Refunding Revenue Bonds, Series 2001
Excise Taxes Revenue Refunding and Improvement Bonds, Series 2002A
Excise Taxes Revenue Refunding Bonds, Series 2003C (AMT)
Excise Taxes Revenue Bonds, Series 2005A
Excise Taxes Revenue Refunding Bonds, Series 2006A
Excise Taxes Revenue Refunding Bonds, Series 2006B (AMT)
Excise Taxes Revenue Bonds, Taxable Series 2006C
Excise Taxes Revenue Bonds, Series 2007
Capital Project Revenue Bonds, Series 2008A
Capital Project Revenue Bonds, Series 2008B
Excise Taxes Revenue Bonds, Series 2009A
Excise Taxes Revenue Refunding Bonds, Series 2009B
Excise Taxes Revenue Refunding Bonds, Series 2009C (AMT)
Special Revenue Bonds, Series 2009C-1
Special Revenue Bonds, Taxable Series 2009C-2 (Direct Pay Build America Bonds)
Special Revenue Bonds, Series 2010A
Special Revenue Bonds, Series 2011A
Special Revenue Bonds, Series 2012B
Special Revenue Refunding Bonds, Series 2012C
Special Revenue Refunding Bonds, Series 2012D
Special Revenue Refunding Bonds, Series 2012E
Special Revenue Bonds, Series 2013A

Notes Payable Supported by General Funds:

U S Government Guaranteed Note Payable, Series 1995 (Coach)
U S Government Guaranteed Note Payable, Series 1996-B (Hilton)
U S Government Guaranteed Note Payable, Series 1997 (LaVilla)
U S Government Guaranteed Note Payable, Series 1997 (Armor Holdings)
U S Government Guaranteed Note Payable, Series 1997 (Hampton Inns)

Special Revenue Bonds and Notes Payable from Internal Service Operations:

Special Revenue Bonds, Series 2008
Special Revenue Bonds, Series 2009C-1
Special Revenue Bonds, Taxable Series 2009C-2 (Direct Pay Build America Bonds)
Special Revenue Bonds, Series 2010A
Special Revenue Bonds, Series 2010C-1
Special Revenue Bonds, Series 2011A
Special Revenue Bonds, Series 2012A
Special Revenue Bonds, Series 2012B
Special Revenue and Refunding Bonds, Series 2013A
Special Revenue and Refunding Bonds, Taxable Series 2013B
Commercial Paper

CITY OF JACKSONVILLE, FLORIDA

FY 2014 Debt Service Requirements	Total Debt Service Requirements		
	Principal Outstanding	Total Interest to Maturity	Requirements to Maturity
\$4,714,999	\$3,864,937	\$10,905,062	\$14,769,999
11,891,162	47,430,000	7,313,901	54,743,901
3,113,325	3,030,000	83,325	3,113,325
20,413	20,000	413	20,413
2,483,259	40,675,000	24,096,314	64,771,314
3,036,153	33,750,000	20,423,229	54,173,229
2,094,500	5,935,000	362,900	6,297,900
3,274,849	19,180,000	3,664,625	22,844,625
2,897,250	36,970,000	20,533,225	57,503,225
3,873,224	60,975,799	28,817,703	89,793,502
3,352,860	60,975,799	22,653,573	83,629,372
2,654,761	36,515,000	21,453,152	57,968,152
2,338,875	13,725,000	2,528,875	16,253,875
330,075	1,005,000	74,475	1,079,475
3,683,013	13,170,000	2,932,668	16,102,668
326,273	10,995,000	1,830,376	12,825,376
2,398,813	30,452,000	16,452,532	46,904,532
3,882,288	76,500,000	72,045,713	148,545,713
34,108	2,850,000	302,353	3,152,353
10,547,225	183,105,000	88,679,000	271,784,000
1,682,450	11,840,000	3,214,800	15,054,800
612,244	34,340,000	3,673,202	38,013,202
746,535	27,175,000	30,179,859	57,354,859
Total	\$69,988,654	\$382,221,275	\$1,136,699,810
\$510,171	\$485,000	\$25,171	\$510,171
312,000	600,000	18,600	618,600
133,568	385,000	18,344	403,344
85,328	240,000	11,344	251,344
67,600	130,000	4,030	134,030
Total	\$1,108,667	\$77,489	\$1,917,489
\$4,951,051	\$45,625,000	\$19,429,902	\$65,054,902
4,531,050	15,975,000	3,338,425	19,313,425
790,609	26,315,000	4,674,522	30,989,522
4,601,388	44,573,000	16,877,111	61,450,111
4,139,000	27,205,000	5,788,375	32,993,375
2,831,888	31,140,000	16,566,263	47,706,263
1,034,676	4,040,000	91,056	4,131,056
41,648	3,470,000	363,079	3,833,079
704,143	26,860,000	18,851,458	45,711,458
537,845	35,145,000	7,128,518	42,273,518
8,694,575	13,240,000	145,600	13,385,600
Total	\$32,857,873	\$93,254,309	\$366,842,309

**SCHEDULE OF DEBT SERVICE REQUIREMENTS
COMPARED TO CASH IN SINKING FUND
LONG-TERM OBLIGATIONS**

**September 30, 2013
(Continued)**

Revenue Bonds Supported by BJP Revenues:

Better Jacksonville Sales Tax Revenue Bonds, Series 2003
Transportation Revenue Bonds, Series 2007
Transportation Revenue Bonds, Series 2008A
Transportation Revenue Bonds, Series 2008B
Better Jacksonville Sales Tax Revenue Bonds, Series 2008
Better Jacksonville Sales Tax Revenue Refunding Bonds, Series 2011
Better Jacksonville Sales Tax Revenue Refunding Bonds, Series 2012
Transportation Revenue Refunding Bonds, Series 2012A
Transportation Revenue Refunding Bonds, Series 2012B
Better Jacksonville Sales Tax Revenue Refunding Bonds, Series 2012A

Special Revenue Bonds Supported by BJP Revenues:

Special Revenue Bonds, Series 2009B-1A
Special Revenue Bonds, Taxable Series 2009B-1B (Direct Pay Build America Bonds)
Special Revenue Bonds, Series 2010B
Special Revenue Bonds, Series 2011B
Special Revenue Refunding Bonds, Series 2013C

Notes Payable Supported by BJP Revenues:

State Infrastructure Bank Loan
State Infrastructure Bank Loan

BUSINESS-LIKE ACTIVITIES:

Revenue Bonds Supported by Business-Type Activities:

Better Jacksonville Sales Tax Revenue Bonds, Series 2003
Excise Taxes Revenue Bonds, Series 2005A
Capital Project Revenue Bonds, Series 2008A
Capital Project Revenue Bonds, Series 2008B
Excise Taxes Revenue Refunding Bonds, Series 2009B
Excise Taxes Revenue Refunding Bonds, Series 2009C (AMT)
Better Jacksonville Sales Tax Revenue Refunding Bonds, Series 2012
Better Jacksonville Sales Tax Revenue Refunding Bonds, Series 2012A
Capital Improvement Revenue Refunding Bonds, Series 2012
Special Revenue Refunding Bonds, Series 2012C

CITY OF JACKSONVILLE, FLORIDA

	FY 2014 Debt Service Requirements	Total Debt Service Requirements		
		Principal Outstanding	Total Interest to Maturity	Requirements to Maturity
	\$4,199,142	\$4,120,846	\$78,296	\$4,199,142
	7,750,700	85,080,000	69,450,000	154,530,000
	7,309,518	151,835,000	73,608,358	225,443,358
	9,551,454	98,720,000	27,448,239	126,168,239
	7,894,900	93,485,000	47,564,462	141,049,462
	8,783,350	73,970,000	21,789,251	95,759,251
	16,886,919	238,570,000	108,546,636	347,116,636
	7,469,038	151,660,000	112,402,934	264,062,934
	12,075,050	57,730,000	15,943,350	73,673,350
	2,054,750	41,095,000	32,281,875	73,376,875
Total	<u>\$83,974,821</u>	<u>\$996,265,846</u>	<u>\$509,113,401</u>	<u>\$1,505,379,247</u>
	\$4,188,769	\$49,590,000	\$20,710,087	\$70,300,087
	2,275,225	55,925,000	35,447,435	91,372,435
	3,854,500	77,090,000	38,552,250	115,642,250
	4,596,250	79,600,000	44,546,500	124,146,500
	897,629	31,565,000	26,526,428	58,091,428
Total	<u>\$15,812,373</u>	<u>\$293,770,000</u>	<u>\$165,782,700</u>	<u>\$459,552,700</u>
	\$2,447,400	\$23,396,751	\$2,834,974	\$26,231,725
	4,000,000	28,914,661	3,377,713	32,292,374
Total	<u>\$6,447,400</u>	<u>\$52,311,412</u>	<u>\$6,212,687</u>	<u>\$58,524,099</u>
Subtotal	<u>\$210,189,788</u>	<u>\$2,372,253,793</u>	<u>\$1,156,661,861</u>	<u>\$3,528,915,654</u>
	\$1,395,168	\$1,369,154	\$26,014	\$1,395,168
	95,516	2,000,000	1,353,842	3,353,842
	13,943	214,201	96,895	311,096
	12,122	214,201	76,281	290,482
	1,773,750	6,420,000	661,250	7,081,250
	3,527,175	13,255,000	1,104,075	14,359,075
	2,036,824	41,480,000	30,338,100	71,818,100
	3,689,750	73,795,000	59,849,625	133,644,625
	9,233,450	118,005,000	57,942,100	175,947,100
	43,750	875,000	188,375	1,063,375
Subtotal	<u>\$21,821,448</u>	<u>\$257,627,556</u>	<u>\$151,636,557</u>	<u>\$409,264,113</u>
Grant Total	<u>\$232,011,236</u>	<u>\$2,629,881,349</u>	<u>\$1,308,298,418</u>	<u>\$3,938,179,767</u>

**DEBT SERVICE REQUIREMENTS TO MATURITY
REVENUE BONDS SUPPORTED BY GENERAL FUND**

September 30, 2013

Fiscal Year	Development of Third Terminal for Operation by the Jacksonville Port Authority		To Refund a Portion of Sales Tax Revenue Bonds, Series 1995 and 1996		To Refund Excise Taxes Revenue Refunding Bonds, Series 1992 and Animal Care and Control Facility	
	Principal	Interest	Principal	Interest	Principal	Interest
2014	\$ 1,313,363	\$ 3,401,636	\$ 9,545,000	\$ 2,346,162	\$ 3,030,000	\$ 83,325
2015	1,288,056	3,631,944	10,075,000	1,806,613		
2016	1,263,518	3,871,482	6,405,000	1,353,413		
2017			6,760,000	991,375		
2018			7,125,000	609,538		
2019			7,520,000	206,800		
2020						
2021						
2022						
2023						
2024						
2025						
2026						
2027						
2028						
2029						
2030						
2031						
2032						
2033						
2034						
2035						
2036						
2037						
2038						
2039						
2040						
2041						
2042						
	<u>\$3,864,937</u>	<u>\$10,905,062</u>	<u>\$47,430,000</u>	<u>\$7,313,901</u>	<u>\$3,030,000</u>	<u>\$83,325</u>
Interest Rates:	3.300%		5.500%		5.500%	

**DEBT SERVICE REQUIREMENTS TO MATURITY
REVENUE BONDS SUPPORTED BY GENERAL FUND**

September 30, 2013

Fiscal Year	To Refund Excise Taxes Revenue Bonds, Series 1993 (AMT)		To Fund citywide Capital Improvements and River City Marketplace Road and Utility Improvements		To Refund the Sunshine State Gov't Finance Commission Bonds, Series 1995A and various Capital Improvements	
	Excise Taxes Revenue Refunding Bonds, Series 2003C (AMT)		Excise Taxes Revenue Bonds, Series 2005A		Excise Taxes Revenue Refunding Bonds, Series 2006A	
	Principal	Interest	Principal	Interest	Principal	Interest
2014	\$ 20,000	\$ 413	\$ 585,000	\$ 1,898,259	\$ 1,465,000	\$ 1,571,153
2015			605,000	1,875,190	1,520,000	1,516,100
2016			630,000	1,850,490	1,575,000	1,456,100
2017			655,000	1,824,790		1,424,600
2018			685,000	1,797,562		1,424,600
2019			710,000	1,768,347		1,424,600
2020			740,000	1,737,534		1,424,600
2021			2,420,278	1,670,378	1,660,000	1,383,100
2022			2,525,403	1,555,812	1,740,000	1,298,100
2023			2,649,553	1,426,438	1,830,000	1,208,850
2024			2,783,053	1,290,623	1,920,000	1,115,100
2025			2,921,553	1,157,108	2,015,000	1,016,725
2026			3,050,379	1,016,969	2,115,000	913,475
2027			3,203,229	860,629	2,225,000	810,538
2028			3,360,754	704,932	2,325,000	708,163
2029			2,398,279	574,364	2,430,000	601,175
2030			2,505,804	460,447	2,535,000	483,125
2031			2,622,680	341,851	2,665,000	353,125
2032			2,744,230	212,596	2,795,000	216,625
2033			2,879,805	71,995	2,935,000	73,375
2034						
2035						
2036						
2037						
2038						
2039						
2040						
2041						
2042						
	<u>\$20,000</u>	<u>\$413</u>	<u>\$40,675,000</u>	<u>\$24,096,314</u>	<u>\$33,750,000</u>	<u>\$20,423,229</u>
Interest Rates:	4.125%		3.750% - 5.000%		3.625% - 5.000%	

**DEBT SERVICE REQUIREMENTS TO MATURITY
REVENUE BONDS SUPPORTED BY GENERAL FUND**

September 30, 2013

Fiscal Year	Excise Taxes Revenue Refunding Bonds, Series 2006B (AMT)		Excise Taxes Revenue Bonds, Taxable Series 2006C		Excise Taxes Revenue Bonds, Series 2007	
	Principal	Interest	Principal	Interest	Principal	Interest
	2014	\$ 1,895,000	\$ 199,500	\$ 2,350,000	\$ 924,849	\$ 1,190,000
2015	1,975,000	122,100	2,470,000	803,138	1,235,000	1,658,750
2016	2,065,000	41,300	2,590,000	674,990	1,285,000	1,608,350
2017			2,725,000	539,574	1,335,000	1,555,950
2018			2,865,000	395,753	1,390,000	1,501,450
2019			3,010,000	243,584	1,445,000	1,444,750
2020			3,170,000	82,737	1,505,000	1,385,750
2021					1,560,000	1,316,650
2022					1,640,000	1,236,650
2023					1,720,000	1,152,650
2024					1,810,000	1,064,400
2025					1,900,000	971,650
2026					1,995,000	874,275
2027					2,095,000	772,025
2028					2,200,000	664,650
2029					2,310,000	557,675
2030					2,410,000	451,475
2031					2,520,000	334,250
2032					2,645,000	205,125
2033					2,780,000	69,500
2034						
2035						
2036						
2037						
2038						
2039						
2040						
2041						
2042						
	<u>\$5,935,000</u>	<u>\$362,900</u>	<u>\$19,180,000</u>	<u>\$3,664,625</u>	<u>\$36,970,000</u>	<u>\$20,533,225</u>
Interest Rates:	4.000%		(Taxable) 5.040% - 5.220%		4.000% - 5.000%	

**DEBT SERVICE REQUIREMENTS TO MATURITY
REVENUE BONDS SUPPORTED BY GENERAL FUND**

September 30, 2013

Fiscal Year	Capital Projects Revenue Refunding Bonds, Series 2008A		Capital Projects Revenue Refunding Bonds, Series 2008B		Excise Taxes Revenue Bonds, Series 2009A	
	Principal	Interest	Principal	Interest	Principal	Interest
2014	\$ 1,613,981	\$ 2,259,243	\$ 1,613,981	\$ 1,738,879	\$ 1,080,000	\$ 1,574,761
2015	1,688,702	2,195,349	1,688,702	1,691,155	1,115,000	1,541,836
2016	1,773,386	2,134,087	1,773,386	1,641,128	1,150,000	1,507,861
2017	2,067,290	2,050,685	2,067,290	1,585,630	1,170,000	1,473,061
2018	1,952,718	1,976,174	1,952,718	1,527,541	1,215,000	1,436,071
2019	1,843,126	1,905,842	1,843,126	1,472,691	1,255,000	1,395,453
2020	2,142,012	1,830,417	2,142,012	1,415,106	1,300,000	1,350,025
2021	2,241,640	1,740,621	2,241,640	1,351,762	1,345,000	1,293,869
2022	2,356,213	1,651,504	2,356,213	1,285,323	1,410,000	1,229,213
2023	2,630,191	1,552,481	2,630,191	1,213,269	1,460,000	1,159,963
2024	2,585,358	1,458,126	2,585,358	1,137,905	1,550,000	1,087,288
2025	2,565,433	1,356,682	2,565,433	1,063,476	1,620,000	1,018,713
2026	2,844,392	1,249,539	2,844,392	985,304	1,685,000	945,609
2027	2,978,891	1,136,839	2,978,891	901,157	1,765,000	863,219
2028	3,123,352	1,021,448	3,123,352	812,980	1,835,000	782,538
2029	3,367,441	891,570	3,367,441	719,188	1,910,000	696,966
2030	3,347,516	764,390	3,347,516	622,157	2,005,000	601,763
2031	3,601,568	628,417	3,601,568	521,743	2,115,000	502,906
2032	3,775,918	486,872	3,775,918	415,138	2,220,000	399,950
2033	3,960,231	335,763	3,960,231	303,350	2,325,000	292,006
2034	4,169,450	178,086	4,169,450	185,877	2,435,000	178,956
2035	4,346,990	13,568	4,346,990	62,814	2,550,000	121,125
2036						
2037						
2038						
2039						
2040						
2041						
2042						
	<u>\$60,975,799</u>	<u>\$28,817,703</u>	<u>\$60,975,799</u>	<u>\$22,653,573</u>	<u>\$36,515,000</u>	<u>\$21,453,152</u>

Interest Rates:	Variable Rate Assumed at 3.800%	2.890%	3.000% - 5.000%
------------------------	---------------------------------	--------	-----------------

**DEBT SERVICE REQUIREMENTS TO MATURITY
REVENUE BONDS SUPPORTED BY GENERAL FUND**

September 30, 2013

Fiscal Year	Excise Taxes Revenue Refunding Bonds, Series 2009B		Excise Taxes Revenue Refunding Bonds, Series 2009C (AMT)		Special Revenue Bonds, Series 2009C-1	
	Principal	Interest	Principal	Interest	Principal	Interest
2014	\$ 1,695,000	\$ 643,875	\$ 295,000	\$ 35,075	\$ 3,115,000	\$ 568,013
2015	1,780,000	557,000	275,000	22,900	3,220,000	425,213
2016	1,865,000	465,875	240,000	12,600	3,360,000	260,713
2017	1,965,000	370,125	195,000	3,900		176,712
2018	2,035,000	270,125				176,712
2019	2,140,000	165,750				176,712
2020	2,245,000	56,125				176,712
2021						176,712
2022						176,712
2023						176,712
2024					85,000	174,588
2025					1,075,000	145,588
2026					1,130,000	90,463
2027					1,185,000	31,106
2028						
2029						
2030						
2031						
2032						
2033						
2034						
2035						
2036						
2037						
2038						
2039						
2040						
2041						
2042						
	<u>\$13,725,000</u>	<u>\$2,528,875</u>	<u>\$1,005,000</u>	<u>\$74,475</u>	<u>\$13,170,000</u>	<u>\$2,932,668</u>
Interest Rates:	5.000%		(Taxable) 4.000% - 5.000%		4.000% - 5.250%	

**DEBT SERVICE REQUIREMENTS TO MATURITY
REVENUE BONDS SUPPORTED BY GENERAL FUND**

September 30, 2013

Fiscal Year	To Fund the Acquisition and Construction of Various Capital Improvement Projects		To Fund the Acquisition and Construction of Various Capital Improvement Projects		To Fund a Portion of the Courthouse	
	Principal	Interest	Principal	Interest	Principal	Interest
	Special Revenue Bonds Taxable Series 2009C-2, (Direct Pay Build America Bonds)		Special Revenue Bonds, Series 2010A		Special Revenue Bonds, Series 2011A	
2014		\$ 326,273	\$ 970,000	\$ 1,428,813		\$ 3,882,288
2015		326,273	998,000	1,379,613	\$ 500,000	3,869,788
2016		326,273	1,026,000	1,329,013	740,000	3,838,788
2017	\$ 3,780,000	274,184	1,059,000	1,276,888	990,000	3,795,538
2018	1,375,000	202,255	1,097,000	122,987	1,535,000	3,732,413
2019	1,420,000	161,231	1,136,000	1,167,162	1,610,000	3,653,788
2020	1,450,000	117,710	1,175,000	1,109,387	1,695,000	3,571,163
2021	1,475,000	71,932	1,219,000	1,049,537	1,775,000	3,484,413
2022	1,495,000	24,245	1,263,000	987,488	1,865,000	3,393,413
2023			1,312,000	923,113	1,960,000	3,297,788
2024			1,367,000	868,099	2,055,000	3,197,413
2025			1,428,000	821,787	2,155,000	3,092,163
2026			1,494,000	771,545	2,265,000	2,981,663
2027			1,566,000	706,250	2,380,000	2,862,563
2028			1,643,000	626,025	2,505,000	2,734,331
2029			1,726,000	541,800	2,635,000	2,599,406
2030			1,814,000	453,300	2,770,000	2,457,525
2031			1,909,000	360,225	2,920,000	2,308,163
2032			1,820,000	267,000	3,070,000	2,150,925
2033			1,910,000	173,750	3,230,000	1,985,550
2034			2,005,000	75,875	3,405,000	1,811,381
2035			515,000	12,875	3,580,000	1,632,500
2036					3,760,000	1,449,000
2037					3,945,000	1,256,375
2038					4,190,000	1,053,000
2039					4,400,000	838,250
2040					4,620,000	612,750
2041					4,850,000	376,000
2042					5,095,000	127,375
	<u>\$10,995,000</u>	<u>\$1,830,376</u>	<u>\$30,452,000</u>	<u>\$16,452,532</u>	<u>\$76,500,000</u>	<u>\$72,045,713</u>
Interest Rates:	(Taxable) 4.240% - 4.990% (2.756% - 3.244% net of subsidy)		3.250% - 5.000%		5.000% - 5.250%	

**DEBT SERVICE REQUIREMENTS TO MATURITY
REVENUE BONDS SUPPORTED BY GENERAL FUND**

September 30, 2013

Fiscal Year	Special Revenue Bonds, Series 2012B		Special Revenue Refunding Bonds, Series 2012C		Special Revenue Refunding Bonds, Series 2012D	
	Principal	Interest	Principal	Interest	Principal	Interest
2014	\$ 2,200	\$ 31,908	\$ 1,525,000	\$ 9,022,225	\$ 1,150,000	\$ 532,450
2015	2,200	31,883	3,865,000	8,902,725	\$ 1,075,000	488,325
2016	2,200	31,858	10,952,000	8,532,300	1,130,000	433,200
2017	4,400	31,821	14,034,000	7,907,650	900,000	382,450
2018		31,797	14,796,000	7,186,900	945,000	341,050
2019		31,797	16,028,000	6,416,300	985,000	302,450
2020		31,797	8,115,000	5,812,725	1,020,000	257,250
2021		31,797	8,515,000	5,396,975	1,075,000	204,875
2022		31,797	8,945,000	4,960,475	1,130,000	149,750
2023	2,839,000	15,898	9,390,000	4,502,100	1,185,000	91,875
2024			9,855,000	4,020,975	1,245,000	31,125
2025			10,350,000	3,515,850		
2026			10,865,000	2,985,475		
2027			9,235,000	2,482,975		
2028			6,880,000	2,080,100		
2029			7,220,000	1,727,600		
2030			7,585,000	1,357,475		
2031			7,965,000	1,008,550		
2032			8,285,000	642,125		
2033			8,700,000	217,500		
2034						
2035						
2036						
2037						
2038						
2039						
2040						
2041						
2042						
	<u>\$2,850,000</u>	<u>\$302,353</u>	<u>\$183,105,000</u>	<u>\$88,679,000</u>	<u>\$11,840,000</u>	<u>\$3,214,800</u>

Interest Rates:

1.120%
(2.756% - 3.244% net of subsidy)

3.000% - 5.000%

3.000% - 5.000%

**DEBT SERVICE REQUIREMENTS TO MATURITY
REVENUE BONDS SUPPORTED BY GENERAL FUND**

September 30, 2013

Purpose:	To Refund the Excise Taxes Revenue Bonds, Series 2003C	To Fund Citywide Capital Improvements and Refund a Portion of the Special Revenue Bonds, Series 2009C-1 and 2010A
-----------------	---	---

Fiscal Year	Special Revenue Refunding Bonds, Taxable Series 2012E		Special Revenue and Refunding Bonds, Series 2013A		Total Principal and Interest
	Principal	Interest	Principal	Interest	
2014		\$ 612,244		\$ 746,535	\$ 69,988,654
2015		612,244		1,378,238	70,212,037
2016		612,244		1,378,238	73,185,793
2017	\$ 5,205,000	581,950		1,378,238	72,537,101
2018	6,740,000	504,005		1,378,238	70,323,607
2019	7,080,000	396,067		1,378,238	71,736,814
2020	7,450,000	261,169		1,378,238	56,147,469
2021	7,865,000	93,279		1,378,238	54,036,696
2022				1,378,238	46,084,549
2023				1,378,238	47,705,310
2024				1,378,238	44,664,649
2025				1,378,238	44,133,399
2026				1,378,238	44,480,718
2027				1,378,238	42,417,550
2028			\$ 265,000	1,372,606	38,768,231
2029			1,250,000	1,334,162	38,858,067
2030			1,315,000	1,266,831	38,553,324
2031			1,160,000	1,201,862	38,640,908
2032			1,215,000	1,139,519	38,481,941
2033			1,275,000	1,074,156	38,552,212
2034			2,375,000	978,344	21,967,419
2035			3,520,000	828,000	21,529,862
2036			2,185,000	685,375	8,079,375
2037			2,295,000	573,375	8,069,750
2038			2,405,000	455,875	8,103,875
2039			2,515,000	332,875	8,086,125
2040			2,635,000	204,125	8,071,875
2041			2,765,000	69,125	8,060,125
2042					5,222,375
	<u>\$34,340,000</u>	<u>\$3,673,202</u>	<u>\$27,175,000</u>	<u>\$30,179,859</u>	<u>\$1,136,699,810</u>

Interest Rates:	(Taxable) 1.164% - 2.372%	4.250% - 5.000%
------------------------	------------------------------	-----------------

**DEBT SERVICE REQUIREMENTS TO MATURITY
NOTES PAYABLE SUPPORTED BY GENERAL FUND REVENUES**

September 30, 2013

Purpose:						
	HUD Section 108 Program Loan for Coach Distribution Project		HUD Section 108 Program Loan for Hilton Hotel Project		HUD Section 108 Program Loan for LaVilla Project	
Fiscal Year	U.S. Government Guaranteed Note Payable, Series 1995		U.S. Government Guaranteed Note Payable, Series 2010		U.S. Government Guaranteed Note Payable, Series 2010	
	Principal	Interest	Principal	Interest	Principal	Interest
2014	\$ 485,000	\$ 25,171	\$ 300,000	\$ 12,000	\$ 125,000	\$ 8,568
2015			300,000	6,600	130,000	6,318
2016					130,000	3,458
2017						
2018						
2019						
	<u>\$ 485,000</u>	<u>\$ 25,171</u>	<u>\$ 600,000</u>	<u>\$ 18,600</u>	<u>\$ 385,000</u>	<u>\$ 18,344</u>
Interest Rates:	(Taxable) 5.190%		(Taxable) 1.800% - 2.220%		(Taxable) 1.800% - 2.660%	

September 30, 2013

Purpose:						
	HUD Section 108 Program Loan for Armor Holdings		HUD Section 108 Program Loan for Hampton Inns			
Fiscal Year	U.S. Government Guaranteed Note Payable, Series 2010		U.S. Government Guaranteed Note Payable, Series 2010		Total Principal and Interest	
	Principal	Interest	Principal	Interest		
2014	\$ 80,000	\$ 5,328	\$ 65,000	\$ 2,600	\$ 1,108,667	
2015	80,000	3,888	65,000	1,430	593,236	
2016	80,000	2,128			215,586	
2017					0	
2018						
2019						
	<u>\$ 240,000</u>	<u>\$ 11,344</u>	<u>\$ 130,000</u>	<u>\$ 4,030</u>	<u>\$ 1,917,489</u>	
Interest Rates:	(Taxable) 1.800% - 2.660%		(Taxable) 1.800% - 2.220%			



**DEBT SERVICE REQUIREMENTS TO MATURITY
SPECIAL REVENUE BONDS AND NOTES PAYABLE
FROM INTERNAL SERVICE OPERATIONS**

September 30, 2013

Fiscal Year	Commercial Paper		Special Revenue Bonds, Series 2008		Special Revenue Bonds, Series 2009C-1	
	Principal	Interest	Principal	Interest	Principal	Interest
2014	\$ 8,650,000	\$ 44,575	\$ 2,880,000	\$ 2,071,051	\$ 3,845,000	\$ 686,050
2015	3,135,000	75,563	2,975,000	1,964,870	4,020,000	508,650
2016	1,455,000	25,463	3,085,000	1,847,389	4,240,000	302,150
2017			3,210,000	1,721,489		196,150
2018			3,340,000	1,588,401		196,150
2019			3,480,000	1,432,514		196,150
2020			3,655,000	1,263,276		196,150
2021			3,815,000	1,095,201		196,150
2022			3,990,000	914,601		196,150
2023			940,000	796,339		196,150
2024			990,000	748,089	120,000	193,150
2025			1,040,000	696,819	1,310,000	157,400
2026			1,090,000	641,959	1,380,000	90,150
2027			1,145,000	583,563	1,060,000	27,825
2028			1,210,000	520,231		
2029			1,275,000	451,894		
2030			1,345,000	379,844		
2031			1,420,000	303,806		
2032			1,495,000	223,644		
2033			1,580,000	138,094		
2034			1,665,000	46,828		
2035						
2036						
2037						
2038						
2039						
2040						
2041						
	<u>\$ 13,240,000</u>	<u>\$ 145,600</u>	<u>\$ 45,625,000</u>	<u>\$ 19,429,902</u>	<u>\$ 15,975,000</u>	<u>\$ 3,338,425</u>

Interest

Rates: Variable Rate 3.500% - 5.625% 4.000% - 5.250%

**DEBT SERVICE REQUIREMENTS TO MATURITY
SPECIAL REVENUE BONDS AND NOTES PAYABLE
FROM INTERNAL SERVICE OPERATIONS**

September 30, 2013

Purpose: To Fund the Acquisition and Construction of Various Capital Improvement Projects	To Fund the Acquisition and Construction of Various Capital Improvement Projects	To Fund the Acquisition and Construction of Various Capital Improvement Projects
--	--	--

Fiscal Year	Special Revenue Bonds, Taxable Series 2009C-2 (Direct Pay Build America Bonds)		Special Revenue Bonds, Series 2010A		Special Revenue Bonds, Series 2010C-1	
	Principal	Interest	Principal	Interest	Principal	Interest
2014		\$ 790,609	\$ 2,515,000	\$ 2,086,388	\$ 2,850,000	\$ 1,289,000
2015		790,609	2,662,000	1,956,963	2,990,000	1,143,000
2016		790,609	2,814,000	1,820,063	3,140,000	989,750
2017	\$ 4,200,000	732,733	2,976,000	1,675,313	3,300,000	828,750
2018	6,825,000	576,372	3,138,000	1,522,463	3,465,000	659,625
2019	3,625,000	423,811	3,309,000	1,361,288	3,635,000	482,125
2020	3,750,000	311,967	3,145,000	1,199,938	3,815,000	295,875
2021	3,885,000	192,455	3,321,000	1,038,288	4,010,000	100,250
2022	4,030,000	65,357	3,507,000	867,588		
2023			3,693,000	687,588		
2024			1,593,000	569,376		
2025			1,632,000	515,950		
2026			1,666,000	459,255		
2027			1,559,000	391,125		
2028			1,637,000	311,225		
2029			1,714,000	227,450		
2030			1,801,000	139,575		
2031			1,891,000	47,275		
2032						
2033						
2034						
2035						
2036						
2037						
2038						
2039						
2040						
2041						
	<u>\$ 26,315,000</u>	<u>\$ 4,674,522</u>	<u>\$ 44,573,000</u>	<u>\$ 16,877,111</u>	<u>\$ 27,205,000</u>	<u>\$ 5,788,375</u>

(Taxable)

Interest 4.240% - 4.990%	3.250% - 5.000%	5.000%
Rates: (2.756% - 3.244% net of subsidy)		

**DEBT SERVICE REQUIREMENTS TO MATURITY
SPECIAL REVENUE BONDS AND NOTES PAYABLE
FROM INTERNAL SERVICE OPERATIONS**

September 30, 2013

Purpose: To Refund a Portion of the Special Revenue Bonds, Series 2009C-1 and 2010A	To Fund the Purchase of the Godbold City Hall Annex and Refund the Special Revenue Bonds, Series 2009A
--	--

Fiscal Year	Special Revenue and Refunding Bonds, Series 2013A		Special Revenue and Refunding Bonds, Taxable Series 2013B		Total Principal and Interest
	Principal	Interest	Principal	Interest	
2014		\$ 704,143		\$ 537,845	\$ 32,857,873
2015	\$ 715,000	1,292,806	\$ 2,560,000	986,033	31,681,600
2016	760,000	1,274,256	2,980,000	964,847	30,398,915
2017	785,000	1,247,156	3,760,000	920,361	29,461,669
2018	815,000	1,215,156	3,815,000	845,762	30,871,649
2019	850,000	1,177,606	4,065,000	744,932	27,651,646
2020	890,000	1,134,106	4,180,000	619,435	27,320,467
2021	930,000	1,088,606	3,540,000	486,591	26,564,511
2022	980,000	1,040,856	3,675,000	353,104	22,482,376
2023	1,025,000	990,731	1,385,000	255,410	16,266,710
2024	1,080,000	938,106	1,440,000	197,222	10,688,331
2025	1,135,000	882,731	1,500,000	134,460	10,660,623
2026	1,190,000	830,556	1,565,000	66,730	10,633,663
2027	195,000	802,735	680,000	15,786	8,112,765
2028	530,000	787,450			6,643,131
2029	1,770,000	729,725			7,816,638
2030	1,870,000	634,175			7,816,094
2031	1,680,000	540,988			7,524,088
2032	1,755,000	450,819			5,571,194
2033	1,850,000	356,188			4,608,513
2034	1,950,000	256,438			4,598,229
2035	2,055,000	153,875			2,893,750
2036	300,000	95,000			1,074,000
2037	315,000	79,625			1,061,250
2038	335,000	63,375			398,375
2039	350,000	46,250			396,250
2040	365,000	28,375			393,375
2041	385,000	9,625			394,625
	<u>\$ 26,860,000</u>	<u>\$ 18,851,458</u>	<u>\$ 35,145,000</u>	<u>\$ 7,128,518</u>	<u>\$ 366,842,309</u>

Interest Rates:	2.000% - 5.250%	(Taxable) 0.540% - 4.643%
------------------------	-----------------	------------------------------

**DEBT SERVICE REQUIREMENTS TO MATURITY
REVENUE BONDS SUPPORTED BY BJP REVENUES**

September 30, 2013

Purpose:	Better Jacksonville Infrastructure Projects		Better Jacksonville Transportation Projects		To Refund the Transportation Revenue Bonds, Series 2003A and 2003B (Auction Rate Securities)	
Fiscal Year	Better Jacksonville Sales Tax Revenue Bonds, Series 2003		Transportation Revenue Bonds, Series 2007		Transportation Revenue Bonds, Series 2008A	
	<u>Principal</u>	<u>Interest</u>	<u>Principal</u>	<u>Interest</u>	<u>Principal</u>	<u>Interest</u>
2014	\$ 4,120,846	\$ 78,296	\$ 3,600,000	\$ 4,150,700	\$ 1,350,000	\$ 5,959,518
2015			3,780,000	3,966,200	11,250,000	5,546,523
2016			3,970,000	3,772,450	11,875,000	5,092,436
2017			4,170,000	3,568,950	11,450,000	4,624,136
2018				3,464,700		4,586,894
2019				3,464,700		4,586,894
2020				3,464,700		4,599,461
2021				3,464,700		4,586,894
2022				3,464,700		4,586,894
2023				3,464,700		4,586,894
2024				3,464,700		4,599,461
2025				3,464,700	10,460,000	4,206,984
2026				3,464,700	11,005,000	3,773,257
2027			4,375,000	3,355,325	11,560,000	3,317,599
2028			4,595,000	3,131,075	12,155,000	2,846,194
2029			4,825,000	2,895,575	12,770,000	2,335,180
2030			5,065,000	2,648,325	13,430,000	1,805,863
2031			5,320,000	2,395,350	14,110,000	1,249,701
2032			5,575,000	2,129,625	14,830,000	666,867
2033			5,850,000	1,844,000	15,590,000	50,708
2034			6,145,000	1,544,125		
2035			6,450,000	1,229,250		
2036			6,775,000	898,625		
2037			7,115,000	551,375		
2038			7,470,000	186,750		
	<u>\$ 4,120,846</u>	<u>\$ 78,296</u>	<u>\$ 85,080,000</u>	<u>\$ 69,450,000</u>	<u>\$ 151,835,000</u>	<u>\$ 73,608,358</u>

**Interest
Rates:**

3.800%

4.750% - 5.000%

Variable Rate
Assumed at 3.96%

**DEBT SERVICE REQUIREMENTS TO MATURITY
REVENUE BONDS SUPPORTED BY BJP REVENUES**

September 30, 2013

Fiscal Year	Transportation Revenue Bonds, Series 2008B		Better Jacksonville Sales Tax Revenue Bonds, Series 2008		Better Jacksonville Sales Tax Revenue Refunding Bonds, Series 2011	
	Principal	Interest	Principal	Interest	Principal	Interest
2014	\$ 5,615,000	\$ 3,936,454	\$ 3,355,000	\$ 4,539,900	\$ 5,355,000	\$ 3,428,350
2015	5,695,000	3,697,135	3,490,000	4,385,550	5,520,000	3,236,350
2016	5,955,000	3,456,889	3,665,000	4,206,675	5,740,000	2,982,450
2017	8,915,000	3,082,671	3,850,000	4,018,800	6,025,000	2,694,100
2018	8,990,000	2,704,710	4,040,000	3,821,550	6,315,000	2,391,375
2019	9,285,000	2,315,099	4,245,000	3,614,425	6,630,000	2,074,313
2020	9,310,000	1,928,685	4,455,000	3,396,925	6,950,000	1,743,438
2021	9,730,000	1,515,603	4,680,000	3,168,550	7,295,000	1,389,375
2022	4,430,000	1,310,901	4,915,000	2,928,675	7,660,000	1,015,500
2023	4,695,000	1,114,293	5,160,000	2,676,800	8,040,000	623,000
2024	4,780,000	915,944	5,415,000	2,412,425	8,440,000	211,000
2025	4,965,000	705,243	5,685,000	2,134,925		
2026	5,210,000	486,899	5,970,000	1,843,550		
2027	5,460,000	258,055	6,270,000	1,537,550		
2028	5,685,000	19,658	6,585,000	1,224,406		
2029			6,895,000	904,256		
2030			7,225,000	559,875		
2031			7,585,000	189,625		
2032						
2033						
2034						
2035						
2036						
2037						
2038						
	<u>\$ 98,720,000</u>	<u>\$ 27,448,239</u>	<u>\$ 93,485,000</u>	<u>\$ 47,564,462</u>	<u>\$ 73,970,000</u>	<u>\$ 21,789,251</u>

Interest Rates: Variable Rate Assumed at 4.21% 4.000% - 5.000% 2.000% - 5.000%

**DEBT SERVICE REQUIREMENTS TO MATURITY
REVENUE BONDS SUPPORTED BY BJP REVENUES**

September 30, 2013

Fiscal Year	To partially Refund the Better Jacksonville Sales Tax Revenue Bonds Series 2001, 2003 and 2004		To Refund the Transportation Revenue Bonds, Series 2001		To Refund the State of Florida Senior Lien (Jacksonville Transportation Authority Refunding Bonds, Series 1997)	
	Principal	Interest	Principal	Interest	Principal	Interest
2014	\$ 5,435,000	\$ 11,451,919		\$ 7,469,038	\$ 9,675,000	\$ 2,400,050
2015	11,270,000	11,187,869		7,469,038	2,205,000	2,270,225
2016	11,660,000	10,701,794		7,469,038	2,185,000	2,193,450
2017	12,235,000	10,106,469		7,469,038	3,350,000	2,082,750
2018	12,850,000	9,479,344		7,469,038	3,575,000	1,926,375
2019	13,490,000	8,821,344		7,469,038	5,720,000	1,694,000
2020	14,170,000	8,130,844		7,469,038	6,055,000	1,399,625
2021	14,880,000	7,405,094		7,469,038	6,380,000	1,088,750
2022	15,620,000	6,645,819		7,469,038	10,115,000	676,375
2023	16,390,000	5,854,794	\$ 2,155,000	7,425,938	8,470,000	211,750
2024	15,945,000	5,052,419	11,140,000	7,104,338		
2025	22,970,000	4,079,544	11,690,000	6,533,588		
2026	14,340,000	3,146,794	12,265,000	5,934,713		
2027	15,055,000	2,411,919	12,870,000	5,306,338		
2028	15,815,000	1,659,880	13,510,000	4,650,688		
2029	5,245,000	1,153,091	20,425,000	3,806,163		
2030	5,505,000	884,341	21,445,000	2,759,413		
2031	15,695,000	373,358	22,515,000	1,111,644		
2032			23,645,000	548,769		
2033						
2034						
2035						
2036						
2037						
2038						
	<u>\$ 238,570,000</u>	<u>\$ 108,546,636</u>	<u>\$ 151,660,000</u>	<u>\$ 112,402,934</u>	<u>\$ 57,730,000</u>	<u>\$ 15,943,350</u>

Interest

Rates: 2.000% - 5.000% 4.000% - 5.000% 2.000% - 5.000%

**DEBT SERVICE REQUIREMENTS TO MATURITY
REVENUE BONDS SUPPORTED BY BJP REVENUES**

September 30, 2013

Purpose: To partially Refund the
Better Jacksonville
Sales Tax Revenue Bonds
Series 2003 and 2004

Better Jacksonville
Sales Tax Revenue
Refunding Bonds,
Series 2012A

Fiscal Year			Total Principal and Interest
	Principal	Interest	
2014		\$ 2,054,750	\$ 83,974,821
2015		2,054,750	87,023,640
2016		2,054,750	86,979,932
2017		2,054,750	89,696,664
2018		2,054,750	73,668,736
2019		2,054,750	75,464,563
2020		2,054,750	75,127,466
2021		2,054,750	75,107,754
2022		2,054,750	72,892,652
2023		2,054,750	72,922,919
2024	\$ 145,000	2,051,125	71,676,412
2025		2,047,500	78,942,484
2026	4,335,000	1,939,125	73,714,038
2027	4,550,000	1,717,000	78,043,786
2028	4,775,000	1,483,875	78,135,776
2029	6,000,000	1,214,500	68,468,765
2030	6,310,000	906,750	68,544,567
2031	14,980,000	374,500	85,899,178
2032			47,395,261
2033			23,334,708
2034			7,689,125
2035			7,679,250
2036			7,673,625
2037			7,666,375
2038			7,656,750
	<u>\$ 41,095,000</u>	<u>\$ 32,281,875</u>	<u>\$ 1,505,379,247</u>

Interest Rates: 5.000%

**DEBT SERVICE REQUIREMENTS TO MATURITY
SPECIAL REVENUE BONDS SUPPORTED BY BJP REVENUES**

September 30, 2013

Fiscal Year	Better Jacksonville Road and Infrastructure Projects		Better Jacksonville Road and Infrastructure Projects		Better Jacksonville Road and Infrastructure Projects	
	Principal	Interest	Principal	Interest	Principal	Interest
	Special Revenue Bonds, Series 2009B-1A		Special Revenue Bonds, Series 2009B-1B (Direct Pay Build America Bonds)		Special Revenue Bonds, Series 2010B	
2014	\$ 1,875,000	\$ 2,313,769		\$ 2,275,225		\$ 3,854,500
2015	1,950,000	2,223,769		2,275,225		3,854,500
2016	2,050,000	2,124,719		2,275,225		3,854,500
2017	2,155,000	2,031,319		2,275,225		3,854,500
2018	2,240,000	1,954,619		2,275,225		3,854,500
2019	2,305,000	1,863,394		2,275,225	7,705,000	3,661,875
2020	2,420,000	1,745,269		2,275,225	7,705,000	3,276,625
2021	2,545,000	1,633,869		2,275,225	7,705,000	2,891,375
2022	2,640,000	1,516,969		2,275,225	7,705,000	2,506,125
2023	4,600,000	1,335,969		2,275,225	7,705,000	2,120,875
2024	7,005,000	1,046,219		2,275,225	7,710,000	1,735,500
2025	7,980,000	677,969		2,275,225	7,710,000	1,350,000
2026	9,825,000	242,234		2,275,225	7,710,000	964,500
2027			10,310,000	2,065,501	7,710,000	579,000
2028			10,730,000	1,637,511	7,710,000	193,500
2029			11,170,000	1,192,027	15,000	375
2030			11,620,000	728,438		
2031			12,095,000	246,033		
	<u>\$ 49,590,000</u>	<u>\$ 20,710,087</u>	<u>\$ 55,925,000</u>	<u>\$ 35,447,435</u>	<u>\$ 77,090,000</u>	<u>\$ 38,552,250</u>

Interest Rates: 3.000% - 5.000% (Taxable) 6.259% (4.068% net of subsidy) 5.000%

**DEBT SERVICE REQUIREMENTS TO MATURITY
SPECIAL REVENUE BONDS SUPPORTED BY BJP REVENUES**

September 30, 2013

Purpose: Better Jacksonville Road and Infrastructure Projects To Refund a Portion of the Special Revenue Bonds, Series 2010B and 2011B

Fiscal Year	Special Revenue Bonds, Series 2011B		Special Revenue Refunding Bonds, Series 2013C		Total Principal and Interest
	Principal	Interest	Principal	Interest	
2014	\$ 650,000	\$ 3,946,250		\$ 897,629	\$ 15,812,373
2015	1,100,000	3,914,500		1,657,163	16,975,157
2016	2,200,000	3,837,500		1,657,163	17,999,107
2017	2,425,000	3,721,875		1,657,163	18,120,082
2018	4,500,000	3,548,750		1,657,163	20,030,257
2019	100,000	3,433,750		1,657,163	23,001,407
2020	1,500,000	3,393,750		1,657,163	23,973,032
2021	4,000,000	3,256,250		1,657,163	25,963,882
2022	5,250,000	3,025,000		1,657,163	26,575,482
2023	6,130,000	2,740,500		1,657,163	28,564,732
2024	6,375,000	2,427,875		1,657,163	30,231,982
2025	6,630,000	2,102,750		1,657,163	30,383,107
2026	6,895,000	1,764,625		1,657,163	31,333,747
2027	7,170,000	1,413,000		1,657,163	30,904,664
2028	7,460,000	1,047,250	4,325,000	1,543,631	34,646,892
2029	7,755,000	666,875	6,575,000	1,257,506	28,631,783
2030	8,070,000	271,250	6,530,000	913,500	28,133,188
2031	1,390,000	34,750	14,135,000	371,043	28,271,826
	<u>\$ 79,600,000</u>	<u>\$ 44,546,500</u>	<u>\$ 31,565,000</u>	<u>\$ 26,526,428</u>	<u>\$ 459,552,700</u>

Interest Rates: 3.000% - 5.000% 5.250%

**DEBT SERVICE REQUIREMENTS TO MATURITY
NOTES PAYABLE FROM SPECIFIC REVENUE SOURCES
OTHER THAN AD VALOREM TAXES - BETTER JACKSONVILLE PLAN**

September 30, 2013

Fiscal Year	Better Jacksonville Infrastructure Projects		Better Jacksonville Infrastructure Projects		Total Principal and Interest
	State Infrastructure Bank Loan #1; Dated 7/28/05	State Infrastructure Bank Loan #2; Dated 3/13/07	State Infrastructure Bank Loan #2; Dated 3/13/07	State Infrastructure Bank Loan #1; Dated 7/28/05	
	Principal	Interest	Principal	Interest	
2014	\$ 1,979,465	\$ 467,935	\$ 3,277,134	\$ 722,866	\$ 6,447,400
2015	2,020,454	428,346	3,359,062	640,938	6,448,800
2016	2,056,463	387,937	3,443,038	556,962	6,444,400
2017	2,097,493	346,807	3,529,114	470,886	6,444,300
2018	2,143,543	304,857	3,617,342	382,658	6,448,400
2019	2,184,613	261,987	3,707,776	292,224	6,446,600
2020	2,225,706	218,294	3,800,470	199,530	6,444,000
2021	2,271,820	173,780	3,895,482	104,518	6,445,600
2022	2,317,956	128,344	285,243	7,131	2,738,674
2023	2,364,115	81,985			2,446,100
2024	1,735,123	34,702			1,769,825
	<u>\$ 23,396,751</u>	<u>\$ 2,834,974</u>	<u>\$ 28,914,661</u>	<u>\$ 3,377,713</u>	<u>\$ 58,524,099</u>

Interest Rates: 2.000% 2.500%



**DEBT SERVICE REQUIREMENTS TO MATURITY
REVENUE BONDS PAYABLE FROM ENTERPRISE FUNDS**

September 30, 2013

Fiscal Year	Better Jacksonville Sales Tax Revenue Bonds, Series 2003		Excise Taxes Revenue Bonds, Series 2005A		Capital Projects Revenue Refunding Bonds, Series 2008A	
	Principal	Interest	Principal	Interest	Principal	Interest
2014	\$ 1,369,154	\$ 26,014		\$ 95,516	\$ 6,019	\$ 7,924
2015				95,516	6,298	7,686
2016				95,516	6,614	7,456
2017				95,516	7,710	7,146
2018				95,516	7,282	6,869
2019				95,516	6,874	6,606
2020				95,516	7,988	6,324
2021			\$ 114,722	93,078	8,360	5,990
2022			119,597	87,650	8,787	5,658
2023			125,447	81,524	9,809	5,288
2024			131,947	75,089	9,642	4,935
2025			138,447	68,792	9,567	4,558
2026			144,621	62,118	10,608	4,159
2027			151,771	54,708	11,109	3,738
2028			159,246	47,331	11,648	3,307
2029			166,721	39,383	12,559	2,824
2030			174,196	32,009	12,484	2,349
2031			182,320	23,764	13,432	1,842
2032			190,770	14,779	14,082	1,313
2033			200,195	5,005	14,769	751
2034					15,550	163
2035					3,010	9
	<u>\$ 1,369,154</u>	<u>\$ 26,014</u>	<u>\$ 2,000,000</u>	<u>\$ 1,353,842</u>	<u>\$ 214,201</u>	<u>\$ 96,895</u>

Interest Rates: 3.800% 4.250% - 5.000% Variable Rate Assumed at 3.80%

**DEBT SERVICE REQUIREMENTS TO MATURITY
REVENUE BONDS PAYABLE FROM ENTERPRISE FUNDS**

September 30, 2013

Fiscal Year	To Paritally Refund the Capital Projects Revenue Bonds, Series 1997-1, 1997-2, 1997-3 and Series 2002-1		To Refund the Excise Taxes Revenue Bonds, Series 1996A and 1999A		To Refund the Excise Taxes Revenue Bonds, Series 1999B	
	Capital Projects Revenue Refunding Bonds, Series 2008B		Excise Taxes Revenue Refunding Bonds, Series 2009B		Excise Taxes Revenue Refunding Bonds, Series 2009C (AMT)	
	Principal	Interest	Principal	Interest	Principal	Interest
2014	\$ 6,019	\$ 6,103	\$ 1,490,000	\$ 283,750	\$ 3,050,000	\$ 477,175
2015	6,298	5,925	1,565,000	207,375	3,220,000	343,800
2016	6,614	5,739	1,645,000	127,125	3,400,000	211,400
2017	7,710	5,532	1,720,000	43,000	3,585,000	71,700
2018	7,282	5,315				
2019	6,874	5,111				
2020	7,988	4,896				
2021	8,360	4,660				
2022	8,787	4,412				
2023	9,809	4,143				
2024	9,642	3,862				
2025	9,567	3,585				
2026	10,608	3,293				
2027	11,109	2,979				
2028	11,648	2,650				
2029	12,559	2,301				
2030	12,484	1,939				
2031	13,432	1,564				
2032	14,082	1,167				
2033	14,769	750				
2034	15,550	312				
2035	3,010	43				
	<u>\$ 214,201</u>	<u>\$ 76,281</u>	<u>\$ 6,420,000</u>	<u>\$ 661,250</u>	<u>\$ 13,255,000</u>	<u>\$ 1,104,075</u>

Interest

Rates: 2.890% 4.000% - 5.000% 4.000% - 5.000%

**DEBT SERVICE REQUIREMENTS TO MATURITY
REVENUE BONDS PAYABLE FROM ENTERPRISE FUNDS**

September 30, 2013

Fiscal Year	To Paritally Refund the Better Jacksonville Sales Tax Revenue Bonds, Series 2001, 2003 and 2004		To Partially Refund the Better Jacksonville Sales Tax Revenue Bonds, Series 2003 and 2004		To Refund the Capital Improvement Revenue Bonds, Series 1997, 1998, 2002A 2002B and 2002C	
	Principal	Interest	Principal	Interest	Principal	Interest
2014		\$ 2,036,824		\$ 3,689,750	\$ 3,855,000	\$ 5,378,450
2015		2,036,824		3,689,750	4,895,000	5,266,475
2016		2,036,824		3,689,750	5,040,000	5,117,450
2017		2,036,824		3,689,750	5,240,000	4,937,050
2018		2,036,824		3,689,750	5,435,000	4,696,375
2019		2,036,824		3,689,750	5,705,000	4,446,400
2020		2,036,824		3,689,750	5,945,000	4,213,400
2021		2,036,824		3,689,750	6,140,000	3,941,000
2022		2,036,824		3,689,750	6,445,000	3,626,375
2023		2,036,824		3,689,750	6,770,000	3,296,000
2024		2,036,824	\$ 45,000	3,688,625	7,110,000	2,949,000
2025	\$ 4,685,000	1,919,699		3,687,500	7,465,000	2,584,625
2026	4,935,000	1,679,199	4,310,000	3,579,750	7,345,000	2,214,375
2027	5,185,000	1,426,199	4,525,000	3,358,875	7,350,000	1,847,000
2028	5,440,000	1,167,354	4,755,000	3,126,875	7,715,000	1,470,375
2029	5,605,000	898,009	13,180,000	2,678,500	8,105,000	1,074,875
2030	5,885,000	610,759	13,830,000	2,003,250	8,510,000	659,500
2031	9,745,000	231,817	33,150,000	828,750	8,935,000	223,375
2032						
2033						
2034						
2035						
	<u>\$ 41,480,000</u>	<u>\$ 30,338,100</u>	<u>\$ 73,795,000</u>	<u>\$ 59,849,625</u>	<u>\$ 118,005,000</u>	<u>\$ 57,942,100</u>

Interest

Rates: 4.125% - 5.000% 5.000% 2.000% - 5.000%

**DEBT SERVICE REQUIREMENTS TO MATURITY
REVENUE BONDS PAYABLE FROM ENTERPRISE FUNDS**

September 30, 2013

Purpose: To Refund a Portion of the
Sales Tax Revenue Bonds,
Series 1996

Fiscal Year	Special Revenue Refunding Bonds, Series 2012C		Total Principal and Interest
	Principal	Interest	
2014		\$ 43,750	\$ 21,821,448
2015		43,750	21,389,697
2016	\$ 98,000	41,300	21,528,788
2017	246,000	32,700	21,725,638
2018	259,000	20,075	16,259,288
2019	272,000	6,800	16,277,755
2020			16,007,686
2021			16,042,744
2022			16,032,840
2023			16,028,594
2024			16,064,566
2025			20,576,340
2026			24,298,731
2027			23,927,488
2028			23,910,434
2029			31,777,731
2030			31,733,970
2031			53,350,296
2032			236,193
2033			236,239
2034			31,575
2035			6,072
	<u>\$ 875,000</u>	<u>\$ 188,375</u>	<u>\$ 409,264,113</u>

**Interest
Rates:** 5.000%





CAPITAL PROJECTS

Five-Year Capital Improvement Program

Introduction

Process

Adopted Five-Year CIP

Capital Projects Operating Impact

Funding

Capital Improvement Projects – General Government

FY 14 Approved Projects By Funding Source

FY 14-18 Adopted Capital Improvement Projects

FY 14-18 Capital Improvement Project Detail Sheets

Capital Improvement Projects – Stormwater

FY 14 Approved Projects By Funding Sources

FY 14-18 Adopted Capital Improvement Projects

FY 14-18 Capital Improvement Project Detail Sheets

Capital Improvement Projects – Solid Waste

FY 14 Approved Projects By Funding Sources

FY 14-18 Adopted Capital Improvement Projects

FY 14-18 Capital Improvement Project Detail Sheets

Capital Improvement Projects – Community Redevelopment Areas

FY 14 Approved Projects By Funding Sources

FY 14-18 Adopted Capital Improvement Projects

FY 14-18 Capital Improvement Project Detail Sheets

FIVE-YEAR CAPITAL IMPROVEMENT PROGRAM

INTRODUCTION

The following provides the adopted Capital Improvement Program (CIP) for a five-year period beginning October 1, 2013 through the fiscal year ending September 30, 2018. In addition, more detail is included on location, funding and expenses for projects with current fiscal year appropriations.

The Capital Improvement Program is a multi-year forecast of major capital buildings, infrastructures, and other needs. The City of Jacksonville has adopted in Chapter 6, Part 1 Section 106.106 Fiscal Responsibility a "Five-Year Capital Improvements Plan that is designed to be financially feasible and provides the funding source and amount of funding for the capital costs of each project, and the funding source and amount of funding for the anticipated post-construction operation costs of each project. The Five-Year Capital Improvements Plan shall be filed and approved each fiscal year concurrently with the annual budget.

The CIP incorporates needs identified in the Capital Improvements Element (CIE) required under the Growth Management Act of 1985. The CIE focuses on anticipated infrastructure requirements based on service level standards and the land use plan adopted by the City Council to prevent deficiencies in the adopted level of services.

In addition to the needs identified in the CIE, the CIP includes other improvements not covered by the Growth Management Act such as Public Safety, Targeted Economic Development, Government Facilities (primarily public buildings), and Environmental factors.

Capital projects are budgeted on an "all years" basis, an accounting practice used for funds that may need to carry over from one fiscal year to the next for a defined purpose such as funding a specific capital project or a grant.

On July 1, 2005, SB360 referred to as the "pay-as-you-grow system" took effect. It requires that the City must have committed funding sources to finance CIP projects for the first three years, and committed or planned funding sources for years four and five. (Committed funding means funding based on expected revenues from an existing revenue source, {i.e. tax revenues and bonds}, versus planned revenue, which relies on a source that is not currently available to the local government. The definition of financial feasibility in sect. 163.3164(32), F.S., distinguishes between "currently available", or "committed" and "planned" funding sources).

PROCESS

Chapter 122 of the Jacksonville Ordinance Code requires that the CIP be prepared annually by the City of Jacksonville's Finance Department through submittals received from the City departments, independent authorities, and agencies.

A typical capital project is planned and executed in the following phases:

Project Development: These are costs incurred by the City to identify project requirements, and to define a project's work scope including preliminary design studies, permitting requirements, data collection, public involvement, legal and technical documentation, cost estimates, environmental impacts, and assessment of alternatives.

Engineering/Design: These are costs incurred by the City to design a project in accordance with the scope of work set forth in the development phase. This includes professional consultant fees, legal and technical documentation, constructability review, data collection, advertising, assessment of alternatives related to project design, construction management services, and bid reviews.

Land: Costs incurred by the City for the purchase of land, easements and right-of-way. This also includes purchase price, surveys, appraisals, environmental audit, permitting, legal costs, maps, charts, aerial photography, and other costs such as wetlands restoration.

Construction: This includes costs incurred by the City for all construction related tasks required to place a project in service. This includes project construction contracts, professional and technical assistance, advertising, legal and technical documentation, costs, inspections, testing, and permitting.

Contract Administration: This includes costs incurred by the City for in-house project management, supervision and administration of capital projects. Administration costs include project design, technical reviews, construction management, construction inspection, technical specifications, surveying and mapping, cost of preparing reports and maintaining the capital projects management information system, eminent domain, contract management, monitoring, and processing the related financial transactions.

Future Operating Costs: Developed in a similar manner as the Annual Budget and MUST

- Supply all supporting documentation for cost estimates with CIP request.
- Use salary range by occupational code to develop personnel costs.
- Obtain guidance from the Budget Office for inflation factors and benefits estimates.

Departments complete a CIP request form with information above and use a standardized matrix to score projects prior to submitting them to the Finance Department. The projects are then reviewed by the Departments of Public Works, Planning & Development, and Finance for reasonableness related to costs, operating budget and level of service impact. The Mayor's Budget Review Committee (MBRC) makes the final recommendation of projects for the Mayor's review and approval. The City Council then receives the Mayor's Proposed Five-Year CIP with the Proposed Annual Budget in July. Once adopted by the City Council the first fiscal year of the CIP becomes the city's Capital Improvement Budget for that year.

Per Chapter 122, Part 6, Ordinance code;

(a) **Capital Improvement** means a permanent addition, construction or fixture to real property or structures thereon that:

1. has a useful life of more than ten (10) years,
2. has an estimated purchase or construction cost of \$100,000 or more, or
3. will be financed, in whole or in part, from bonds issued by the City.

Excluded from the term and definition of Capital Improvement shall be all routine resurfacing of streets, recurring annual items and routine maintenance and repair.

(b) **Capital Improvement Program** means a program to accomplish the implementation of each and every prioritized and approved Capital Improvement Project.

(c) **Capital Improvement Program Budget** shall be adopted on an annual basis as a separate budget or separate section within the annual budget. It shall list:

1. each Capital Improvement Project,
2. the estimated cost to purchase or construct each Capital Improvement Project, and
3. the anticipated source or sources of revenue to finance each Capital Improvement Project.

(d) **Capital Improvement Program Plan** means a complete description or listing of each Capital Improvement Project pursuant to the Capital Improvement Program.

(e) **Capital Improvement Project** means a planned undertaking of the City or an independent agency to purchase or construct a Capital Improvement.

ADOPTED FIVE-YEAR CIP

The CIP contains 93 updated and/or new projects at \$398.4 million for the next five years. This reflects a continued investment to provide for the health, safety and quality of life for our citizens. To assist in balancing and prioritizing needs across the City, departments identify projects by one of the following "Program Areas."

Drainage - Project that improves drainage conditions and reduces flooding.

Environment/Quality of Life - Project that would promote or improve the environment for the citizens of Jacksonville (e.g. water treatment plants).

Government Facilities – Project designated as government facilities with primarily government employee occupancy.

Parks - Project with buildings, grounds and/or recreational facilities within the park boundaries, also including the Preservation Project.

Public Facilities – Project for facilities designated for primarily citizen use and include facilities such as the county courthouse, arena, and baseball park.

Public Safety - Project relating to public safety including facilities.

Roads/Infrastructure/Transportation – Project dedicated to expanding and widening roads; interchanges, overpasses and intersection improvements; and also includes road resurfacing, sidewalks/bike paths, as well as landscaping/tree planting along road improvement projects.

Targeted Economic Development – Project is used to stimulate growth and revitalization by providing grants and loans for infrastructure, public improvements, and project development.

Art in Public Places: Ordinance 96-1105-677 created a new Part 9, Chapter 126, concerning public art. Most new buildings have a percentage of their construction cost transferred to the Art in Public Places Trust Fund. These funds are used to implement a City-wide plan for the creation and placement of artworks as developed and administered by the Art in Public Places Commission. For Fiscal Year 2013, there are no additional funds identified for this program.

CAPITAL PROJECTS OPERATING IMPACT

The CIP is an integral element of the City's budgeting process. The cost of operating new or expanded facilities or infrastructure can be significant and will be included in the operating budget in the fiscal year the asset becomes operational. In addition, the future operating impacts are incorporated into the five-year forecast that accompanies the Budget. More information can be found on the individual project sheets contained in this section on expenditures and operating impact.

FUNDING

The CIP is the city's financially feasible plan of proposed capital projects. It includes project costs and schedules over a five-year period to meet the infrastructure needs of the City of Jacksonville and additional State of Florida growth management mandates. The following pages provide information on the various funding sources assigned to each project as adopted by the City Council for fiscal year 2014. The first page is for general projects while the second page is for projects funded from the stormwater fee. The remaining pages provide more detail on projects in the five year capital improvement program.



CITY OF JACKSONVILLE

**FY 2014 APPROVED CAPITAL IMPROVEMENT PROJECTS
GENERAL GOVERNMENT
BY FUNDING SOURCE**

Program Area	Project Name	Borrowed Funding	Grant	Pay-Go	Project Transfers	Interest & Revenue Appropriation	Trust Fund	Total FY 14 Approved
Environmental/ Quality of Life	Environmental Compliance - County Wide	6,500,000						6,500,000
Public Facilities	ADA Compliance - Libraries	100,000						100,000
Parks	ADA Compliance With Parks/Upgrade Parks	750,000						750,000
Parks	Metropolitan Park Improvements - Pavilion						125,000	125,000
Parks	Fishing Creek Dredge		209,250			240,750		450,000
Parks	Half Moon Island Park Infrastructure		39,850			50,350		90,200
Parks	Half Moon Island Park Boat Ramp		19,850			30,350		50,200
Parks	Charles Reese Boat Ramp Pier		40,500			48,000		88,500
Parks	Arlington Lions Club Park Boardwalk		36,420			44,420		80,840
Parks	Sisters Creek Marina/Boat Ramp - Lighting		69,680			76,180		145,860
Parks	Intracoastal Waterway Boat Ramp - Lighting		67,750			74,250		142,000
Parks	North Shore Park - Kayak Launch		26,100			32,600		58,700
Parks	County Dock Road Boat Ramp		41,760			50,760		92,520
Parks	Ortega River Mooring Field & Channel Markings		14,300			19,300		33,600
Parks	Sisters Creek Marina/Boat Ramp - Floating Dock		31,880			38,880		70,760
Parks	Northbank Riverwalk - Riverwalk & Bulkhead Repairs		36,000			44,000		80,000
Parks	Exchange Island - Dock & Pavilion		52,380			63,380		115,760
Parks	Rondette Park Improvements				500,000			500,000
Parks	Leonard Abess Park Renovations				250,000			250,000
Parks	Riverside Park Duck Pond				750,000			750,000
Parks	Chuck Rogers Park Field Renovations				350,000			350,000
Parks	Harts Road Park Improvements				800,000			800,000
Parks	Ray Greene Park Football Field & Lighting				400,000			400,000
Parks	Woodstock Park Renovations				200,000			200,000
Parks	Hammond Park Improvements				250,000			250,000
Parks	Lonnie Miller Regional Park Lighting				200,000			200,000
Parks	Bob Hayes Sports Complex Lighting				300,000			300,000
Parks	Sheffield Park Phase II				750,000			750,000
Parks	Saratoga Park Pond Dredge						200,000	200,000
Parks	Yellow Water Trailhead Development						1,389,245	1,389,245
Parks	Reddie Point Preserve Pavilion						121,550	121,550
Parks	Beach and Peach Urban Park Dog Park, Fishing Pier, etc.						293,865	293,865
Parks	Baldwin Rail Trail Uplands, Trails, Etc.						136,279	136,279
Parks	McGirts Creek Park Trails, Parking, Etc.						307,164	307,164
Parks	Cedar Point Preserve Trail, Parking Etc.						394,108	394,108
Parks	Huguenot Park Fishing Platform, ADA Parking, Etc.						44,759	44,759
Parks	Palmetto Leaves Regional Park Boardwalk & Nature Trail						92,235	92,235
Parks	Losco Park Boardwalk and Trails						150,000	150,000
Government Facilities	ADA Compliance - Public Buildings	1,900,000						1,900,000
Government Facilities	Facilities Capital Maintenance - Government			1,168,000				1,168,000
Government Facilities	Police Memorial Building Fire Alarm Repair			125,000				125,000
Government Facilities	Pretrial Detention Facility Fire Alarm Repair			300,000				300,000
Government Facilities	Fire Museum Renovation/Repair			600,000				600,000
Government Facilities	Public Buildings Roofing - Assessment			425,000				425,000
Government Facilities	Community Transition Center ADA Compliance			382,000				382,000
Roads/Infrastructure/Transportation	Roadway Resurfacing	9,000,000			647,000			9,647,000
Roads/Infrastructure/Transportation	New World Ave. Extension to Chaffee	4,000,000						4,000,000
Roads/Infrastructure/Transportation	Riverplace Blvd. Bike Lane (Main - Prudential)				132,478			132,478
Roads/Infrastructure/Transportation	Sidewalk / Curb Construction and Repair				1,600,000			1,600,000
Roads/Infrastructure/Transportation	Kernan Blvd. Widening	7,700,000						7,700,000
Roads/Infrastructure/Transportation	Patton Park Reclaimed Water Irrigation	1,000,000						1,000,000
Roads/Infrastructure/Transportation	Bicycle Master Plan Project				267,521			267,521

Total Per Year \$ 30,950,000 \$ 685,720 \$ 3,000,000 \$ 7,396,999 \$ 813,220 \$ 3,254,205 \$ 46,100,144

CITY OF JACKSONVILLE, FLORIDA

**FY 14 - 18 ADOPTED CAPITAL IMPROVEMENT PROJECTS
GENERAL GOVERNMENT
BY FISCAL YEAR**

FUNDING SOURCE	FY 13-14	FY 14-15	FY 15-16	FY 16-17	FY 17-18
Borrowed Funding	30,950,000	68,478,000	48,020,000	39,600,000	36,100,000
Pay-Go	3,000,000	-	-	-	-
Project Transfers	7,396,999	-	-	-	-
Interest & Revenue Appropriations	813,220	910,300	600,000	600,000	600,000
Trust Fund	3,939,925	910,300	8,685,622	600,000	600,000
Total Per Year	\$ 46,100,144	\$ 70,298,600	\$ 57,305,622	\$ 40,800,000	\$ 37,300,000

Program Area	Project Name	Previously Appropriated	FY 13-14	FY 14-15	FY 15-16	FY 16-17	FY 17-18	Beyond 5th	Total Est. Expenditures
Environmental & Quality of Life	JAX Ash Sites	163,923,602		12,328,000	10,000,000	5,500,000	5,500,000	1,500,000	198,751,602
Environmental & Quality of Life	Southside Incinerator Site	2,500,000		1,500,000	2,350,000	750,000	250,000	150,000	7,500,000
Environmental & Quality of Life	St. Johns River Bulkhead Assessment & Restoration	6,800,000		1,000,000	3,000,000	2,000,000	2,000,000	15,000,000	29,800,000
Environmental & Quality of Life	Beach Renourishment Program				2,700,000				2,700,000
Environmental & Quality of Life	Environmental Compliance - County Wide	5,250,000	6,500,000	7,500,000	1,250,000	1,500,000			22,000,000
Public Facilities	ADA Compliance -Libraries		100,000						100,000
Parks	Countywide Parks- Upgrades and Repairs	18,625,681		2,050,000	2,050,000	2,050,000	2,050,000	2,050,000	28,875,681
Parks	ADA Compliance With Parks/Upgrade Parks	2,087,106	750,000	500,000	500,000	500,000	500,000		4,837,106
Parks	Metropolitan Park Improvements - Pavilion	-	125,000	2,000,000					2,125,000
Parks	Florida Inland Navigation District (FIND) Projects			1,200,000	1,200,000	1,200,000	1,200,000	1,200,000	6,000,000
Parks	Fishing Creek Dredge		450,000						450,000
Parks	Half Moon Island Park Infrastructure		90,200	560,000					650,200
Parks	Half Moon Island Boat Ramp		50,200	170,000					220,200
Parks	Charles Reese Boat Ramp Pier		88,500	172,400					260,900
Parks	Arlington Lions Club Park Boardwalk		80,840	211,500					292,340
Parks	Sisters Creek Marina/Boat Ramp - Lighting		145,860						145,860
Parks	Intracoastal Waterway Boat Ramp - Lighting		142,000						142,000
Parks	North Shore Park - Kayak Launch			58,700	179,000				237,700
Parks	County Dock Road Boat Ramp		92,520	175,000					267,520
Parks	Ortega River Mooring Field & Channel Markings	300,000	33,600						333,600
Parks	Sisters Creek Marina/Boat Ramp - Floating Dock		70,760	152,700					223,460
Parks	Northbank Riverwalk - Riverwalk & Bulkhead Repairs		80,000						80,000
Parks	Exchange Island - Dock & Pavilion		115,760	200,000					315,760
Parks	Rondette Park Improvements	50,000		500,000					550,000
Parks	Leonard Abess Park Renovations		250,000						250,000
Parks	Riverside Park Duck Pond	7,930	750,000						757,930
Parks	Chuck Rogers Park Field Renovations			350,000					350,000
Parks	Harts Road Park Improvements	14,000	800,000						814,000
Parks	Ray Greene Park Football Field & Lighting		400,000						400,000
Parks	Woodstock Park Renovations		200,000						200,000
Parks	Hammond Park Improvements	66,999	250,000						316,999
Parks	Lonnie Miller Regional Park Lighting		200,000						200,000
Parks	Bob Hayes Sports Complex Lighting		300,000						300,000
Parks	Sheffield Park Phase II		750,000						750,000
Parks	Saratoga Park Pond Dredge		200,000						200,000
Parks	Lonnie Miller Waterpark							4,000,000	4,000,000
Parks	Yellow Water Trailhead Development		1,389,245						1,389,245
Parks	Reddie Point Preserve Pavilion		121,550						121,550
Parks	Beach and Peach Urban Park Dog Park etc.		293,865						293,865
Parks	Baldwin Rail Trail Uplands, Trails, Etc.		136,279						136,279
Parks	Northbank Riverwalk and Bulkhead Repair	4,151,425		3,000,000	3,000,000	3,000,000	3,000,000	21,500,000	37,651,425
Parks	McGirts Creek Park Trails, Parking, Etc.		307,164						307,164
Parks	Cedar Point Preserve Trail, Parking Etc.		394,108						394,108
Parks	Huguenot Park Fishing Platform, ADA Parking, Etc.		44,759						44,759
Parks	Palmetto Leaves Park Boardwalk & Nature Trail		92,235						92,235
Parks	Losco Park Boardwalk and Trails		150,000						150,000

CITY OF JACKSONVILLE, FLORIDA

**FY 14 - 18 ADOPTED CAPITAL IMPROVEMENT PROJECTS
GENERAL GOVERNMENT
BY FISCAL YEAR
(continued)**

Program Area	Project Name	Previously Appropriated	FY 13-14	FY 14-15	FY 15-16	FY 16-17	FY 17-18	Beyond 5th	Total Est. Expenditures
Government Facilities	Facilities Capital Maintenance- Gov't	26,256,988	1,168,000	1,100,000	1,100,000	1,100,000	1,100,000	1,100,000	32,924,988
Government Facilities	Police Memorial Building Fire Alarm Repair		125,000						125,000
Government Facilities	Pretrial Detention Facility Fire Alarm Repair		300,000						300,000
Government Facilities	Fire Museum Renovation/Repair		600,000						600,000
Government Facilities	Public Buildings Roofing - Assessment		425,000						425,000
Government Facilities	Community Transition Center ADA Compliance		382,000						382,000
Government Facilities	Public Buildings Roofing - Replacement and Repair	29,895		700,000	700,000	700,000	700,000		2,829,895
Government Facilities	Ed Ball Building - Elevator Renovations				750,000				750,000
Government Facilities	Ed Ball Building - Chillers, Cooling Tower and Water Tank Replacement					1,500,000			1,500,000
Government Facilities	St. James - Misc. Bldg. Replacements				120,000				120,000
Government Facilities	ADA Compliance - Public Buildings	500,000	1,900,000	2,500,000					4,900,000
Roads, Infrastructure & Transportation	8th Street - I95 to Boulevard Landscaping/Tree Planting			1,300,000					1,300,000
Roads, Infrastructure & Transportation	Intersection Improvements, Bridge, Miscellaneous Construction	30,412,776		2,000,000	2,000,000	2,000,000	2,000,000	2,000,000	40,412,776
Roads, Infrastructure & Transportation	Roadway Resurfacing	74,724,737	9,647,000	17,000,000	15,000,000	15,000,000	15,000,000	15,000,000	161,371,737
Roads, Infrastructure & Transportation	Sidewalk /Curb Construction and Repair	11,039,877	1,600,000	2,500,000	2,500,000	3,000,000	3,000,000	1,500,000	25,139,877
Roads, Infrastructure & Transportation	Signalization/ITS Enhancements	3,500,000		1,000,000	1,000,000	1,000,000	1,000,000	3,750,000	11,250,000
Roads, Infrastructure & Transportation	New World Avenue Extension to Chaffee	300,000	4,000,000						4,300,000
Roads, Infrastructure & Transportation	Water Street Garage Enhancements	2,300,000		1,400,000					3,700,000
Roads, Infrastructure & Transportation	Riverplace Blvd. Bike Lane (Main - Prudential)		132,478						132,478
Roads, Infrastructure & Transportation	Kernan Blvd. Widening	70,388,079	7,700,000						78,088,079
Roads, Infrastructure & Transportation	Patton Park Reclaimed Water Irrigation		1,000,000						1,000,000
Roads, Infrastructure & Transportation	Bicycle Master Plan Project		267,521						267,521
Roads, Infrastructure & Transportation	St. Johns River Ferry				8,085,622				8,085,622
Roads, Infrastructure & Transportation	Parramore Road Extension			3,900,000					3,900,000
Roads, Infrastructure & Transportation	US-1 Water & Sewer Improvements			4,000,000					4,000,000

Total Per Year \$ 423,229,095 \$ 46,100,144 \$ 70,298,600 \$ 57,305,622 \$ 40,800,000 \$ 37,300,000 \$ 68,750,000 \$ 743,783,461

CITY OF JACKSONVILLE, FLORIDA

PROJECT TITLE:
Jax Ash Sites

DEPARTMENT:
Neighborhoods

PROGRAM:
Environment / Quality of Life

CIE REQUIREMENT:
No

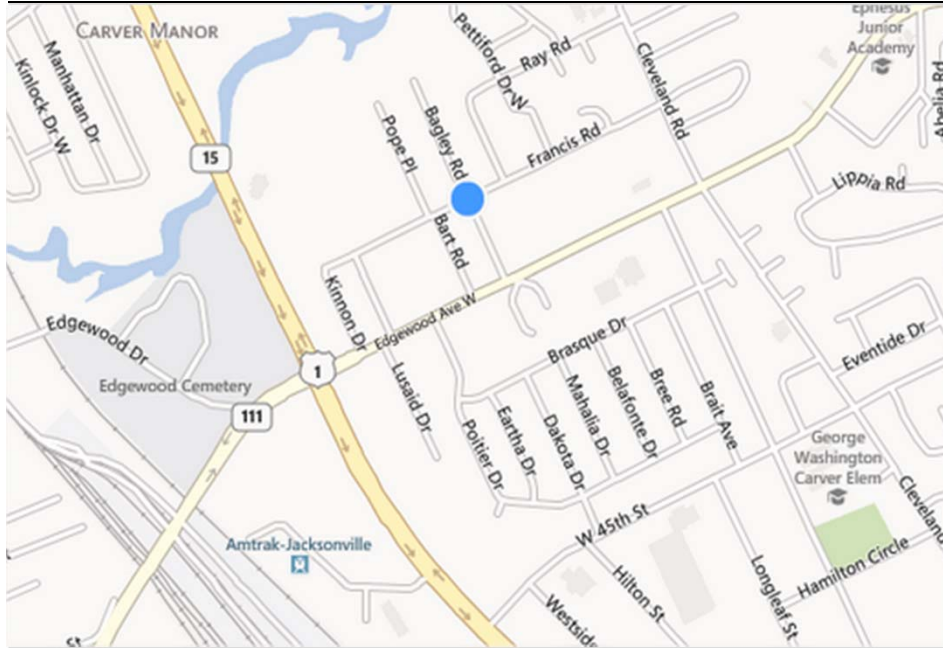
PROJECT START DATE:
October 2001

DISTRICT:
7, 8 & 10

PROJECT PHASE:
Construction

PROJECT COMPLETION DATE:
September 2018

PROJECT NUMBER:
ERR002 01



Project Description:

Engineering design and construction phase of site remediation of the Pope Place and Gold Merit Ash Sites. The sites were used for the disposal of municipal incinerator ash and other wastes by the City and other parties. Remediation may include removal of contaminated soils and the construction of a permanent soil cap.

Operating Budget Impact:

EPA consent order violation. The operating impact to the budget is estimated to be \$10,000 for ground testing once the project is completed.

Expenditures by Funding Source	Prior Yrs							Total Est Cost
	Funding	FY 13-14	FY 14-15	FY 15-16	FY 16-17	FY 17-18	Beyond 5th	
Banking Fund / Debt Proceeds	163,923,602		12,328,000	10,000,000	5,500,000	5,500,000	1,500,000	198,751,602
Pay-Go								-
Interest Earnings								-
Transfer Between Projects								-
Contribution from Private Source								-
Grant / Trust Fund								-
TOTAL	\$ 163,923,602	\$ -	\$ 12,328,000	\$ 10,000,000	\$ 5,500,000	\$ 5,500,000	\$ 1,500,000	\$ 198,751,602

CITY OF JACKSONVILLE, FLORIDA

PROJECT TITLE:
Southside Incinerator Site

DEPARTMENT:
Neighborhoods

PROGRAM:
Environment / Quality of Life

CIE REQUIREMENT:
No

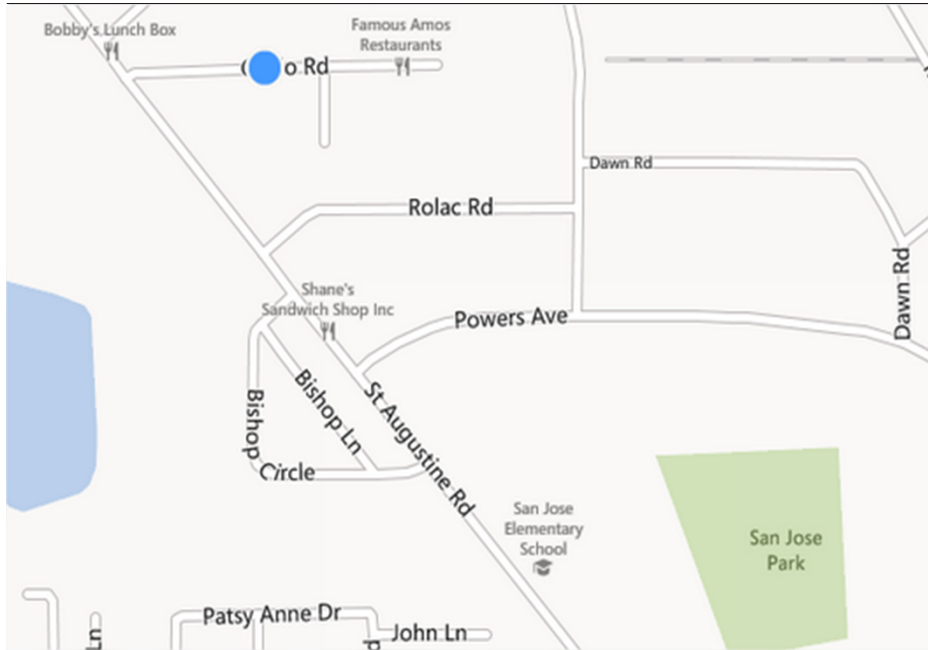
PROJECT START DATE:
October 2014

DISTRICT:
5

PROJECT PHASE:
Engineering/Design

PROJECT COMPLETION DATE:
September 2019

PROJECT NUMBER:
ERR004 01



Project Description:

Engineering design and construction phase of site remediation of the former location of the City's Municipal Solid Waste Incinerator located on Clydo Road. Remediation may include removal of contaminated soils and construction of a permanent soil cap.

Operating Budget Impact:

EPA consent order violation. The operating impact to the budget is estimated to be \$10,000 for ground testing once the project is completed.

<u>Expenditures by Funding Source</u>	<u>Prior Yrs</u>							<u>Total Est Cost</u>
	<u>Funding</u>	<u>FY 13-14</u>	<u>FY 14-15</u>	<u>FY 15-16</u>	<u>FY 16-17</u>	<u>FY 17-18</u>	<u>Beyond 5th</u>	
Banking Fund / Debt Proceeds	2,500,000		1,500,000	2,350,000	750,000	250,000	150,000	7,500,000
Pay-Go								-
Interest Earnings								-
Transfer Between Projects								-
Contribution from Private Source								-
Grant / Trust Fund								-
TOTAL	\$ 2,500,000	\$ -	\$ 1,500,000	\$ 2,350,000	\$ 750,000	\$ 250,000	\$ 150,000	\$ 7,500,000

CITY OF JACKSONVILLE, FLORIDA

PROJECT TITLE:
Environmental Compliance -
Countywide

DEPARTMENT:
Neighborhoods

PROGRAM:
Environment / Quality of Life

CIE REQUIREMENT:
No

PROJECT START DATE:
October 2010

DISTRICT:
All

PROJECT PHASE:
Engineering/Design

PROJECT COMPLETION DATE:
September 2017

PROJECT NUMBER:
ERR005 01



Project Description:

The sites were used for the disposal of municipal incinerator ash and other wastes by the City and other parties. Remediation may include the removal of contaminated soils, impacted groundwater cleanup, construction of a 2.0-foot thick permanent cap, engineering and deed restriction controls. Sites include: Nevada-Greeland – Cleanup of impacted soils; Imeson Landfill – Replace 2.0-foot thick soil cap, bring landfill into regulatory compliance, begin long term monitoring; Crystal Springs – Replace 2.0-foot thick soil cap, clean surface debris form wetland area, bring landfill into regulatory compliance, begin long term monitoring; Jax Shipyards – Complete site assessment; Burke Street Pond – Cleanup of impacted soil and groundwater

Operating Budget Impact:

The operating impact to the budget is estimated to be \$10,000 for ground testing in FY 16 and 17 once the project is completed.

<u>Expenditures by Funding Source</u>	<u>Prior Yrs</u>							<u>Total Est Cost</u>
	<u>Funding</u>	<u>FY 13-14</u>	<u>FY 14-15</u>	<u>FY 15-16</u>	<u>FY 16-17</u>	<u>FY 17-18</u>	<u>Beyond 5th</u>	
Banking Fund / Debt Proceeds	5,000,000	6,500,000	7,500,000	1,250,000	1,500,000			21,750,000
Pay-Go	250,000							250,000
Interest Earnings								-
Transfer Between Projects								-
Contribution from Private Source								-
Grant / Trust Fund								-
TOTAL	\$ 5,250,000	\$ 6,500,000	\$ 7,500,000	\$ 1,250,000	\$ 1,500,000	\$ -	\$ -	\$ 22,000,000

CITY OF JACKSONVILLE, FLORIDA

PROJECT TITLE:
ADA Compliance - Libraries

DEPARTMENT:
Public Libraries

PROGRAM:
Public Facilities

CIE REQUIREMENT:
No

PROJECT START DATE:
October 2013

DISTRICT:
1,3,5,6,8,9 and 13

PROJECT PHASE:
Construction

PROJECT COMPLETION DATE:
September 2014

PROJECT NUMBER:
PW0755 02



Project Description:

Complete ADA repairs at various locations identified by the Department of Justice. The lists include items from remodeling restrooms due to the lack of clear space for toilets, sinks, and partitions to relocating toilet accessories.

The Department of Justice has determined there are delinquencies at these facilities which limits the access to the library's services for people with disabilities. The completion of these items would allow the library to provide safe, secure, accessible facilities for customers, staff and the general public across the City.

Operating Budget Impact:

There is no additional impact to the operating budget. After completion of the items listed in the Department of Justice report, the City would not be responsible for any additional expenses other than normal maintenance costs that are currently incurred from these items.

<u>Expenditures by Funding Source</u>	<u>Prior Yrs</u>	<u>FY 13-14</u>	<u>FY 14-15</u>	<u>FY 15-16</u>	<u>FY 16-17</u>	<u>FY 17-18</u>	<u>Beyond 5th</u>	<u>Total Est Cost</u>
	<u>Funding</u>							
Banking Fund / Debt Proceeds		100,000						100,000
Pay-Go								-
Interest Earnings								-
Transfer Between Projects								-
Contribution from Private Source								-
Grant / Trust Fund								-
TOTAL	\$	- \$ 100,000	\$ -	\$ -	\$ -	\$ -	\$ -	\$ 100,000

CITY OF JACKSONVILLE, FLORIDA

PROJECT TITLE:
Countywide Parks-
Upgrades/Maintenance Repairs

DEPARTMENT:
Parks and Recreation

PROGRAM:
Parks

CIE REQUIREMENT:
No

PROJECT START DATE:
October 2007

DISTRICT:
Various

PROJECT PHASE:
Construction

PROJECT COMPLETION DATE:
Ongoing

PROJECT NUMBER:
PR0597 01



Project Description:

This project is a countywide project intended to be used for maintenance, upgrades, repairs, and land acquisition associated with existing parks in Duval county.

Operating Budget Impact:

This project is a capital maintenance allocation that will fund repairs and replacements at parks in Duval County. There is no anticipated impact on the operating budget.

<u>Expenditures by Funding Source</u>	<u>Prior Yrs</u>							
	<u>Funding</u>	<u>FY 13-14</u>	<u>FY 14-15</u>	<u>FY 15-16</u>	<u>FY 16-17</u>	<u>FY 17-18</u>	<u>Beyond 5th</u>	<u>Total Est Cost</u>
Banking Fund / Debt Proceeds	13,755,740		2,050,000	2,050,000	2,050,000	2,050,000	2,050,000	24,005,740
Pay-Go	4,869,941							4,869,941
Interest Earnings								-
Transfer Between Projects								-
Contribution from Private Source								-
Grant / Trust Fund								-
TOTAL	\$ 18,625,681	\$ -	\$ 2,050,000	\$ 2,050,000	\$ 2,050,000	\$ 2,050,000	\$ 2,050,000	\$ 28,875,681

CITY OF JACKSONVILLE, FLORIDA

PROJECT TITLE:
ADA Compliance With Parks/
Upgrade Parks

DEPARTMENT:
Parks and Recreation

PROGRAM:
Parks

CIE REQUIREMENT:
No

PROJECT START DATE:
October 2013

DISTRICT:
Various

PROJECT PHASE:
Construction

PROJECT COMPLETION DATE:
Ongoing

PROJECT NUMBER:
PR0556 02



Project Description:

Upgrade parks as noted to ensure ADA compliance, per each park's deficiencies. This project will provide a better quality of life to our citizens with disabilities.

Operating Budget Impact:

This project is a capital maintenance allocation to upgrade City owned parks. Associated costs are already built into the department's annual operating budget.

<u>Expenditures by Funding Source</u>	<u>Prior Yrs</u>							<u>Total Est Cost</u>
	<u>Funding</u>	<u>FY 13-14</u>	<u>FY 14-15</u>	<u>FY 15-16</u>	<u>FY 16-17</u>	<u>FY 17-18</u>	<u>Beyond 5th</u>	
Banking Fund / Debt Proceeds	1,087,106	750,000	500,000	500,000	500,000	500,000		3,837,106
Pay-Go	1,000,000							1,000,000
Interest Earnings								-
Transfer Between Projects								-
Contribution from Private Source								-
Grant / Trust Fund								-
TOTAL	\$ 2,087,106	\$ 750,000	\$ 500,000	\$ 500,000	\$ 500,000	\$ 500,000	\$ -	\$ 4,837,106

CITY OF JACKSONVILLE, FLORIDA

PROJECT TITLE:
Metropolitan Park Improvements - Pavilion

DEPARTMENT:
Parks and Recreation

PROGRAM:
Parks

CIE REQUIREMENT:
No


PROJECT START DATE:
December 2013

DISTRICT:
7

PROJECT PHASE:
Design

PROJECT COMPLETION DATE:
June 2014

PROJECT NUMBER:
PR0018 01



Project Description:

To begin design improvements to Metropolitan Park as previously approved in the concept plan adopted in Ordinance 2010-061-E, which would include replacement of the tent, stage and its optimal orientation on the site.

Operating Budget Impact:

The department does not foresee any additional impact to its operating budget. The pavilion was previously cleaned and would be put back into rotation for future use, once completed.

Expenditures by Funding Source	Prior Yrs	FY 13-14	FY 14-15	FY 15-16	FY 16-17	FY 17-18	Beyond 5th	Total Est Cost
	Funding							
Banking Fund / Debt Proceeds			2,000,000					2,000,000
Pay-Go		125,000						125,000
Interest Earnings								-
Transfer Between Projects								-
Contribution from Private Source								-
Grant / Trust Fund		125,000						125,000
TOTAL	\$	- \$	\$ 125,000	\$ 2,000,000	\$	- \$	- \$	- \$ 2,250,000

CITY OF JACKSONVILLE, FLORIDA

PROJECT TITLE:
Florida Inland Navigation District
(FIND) Projects

DEPARTMENT:
Parks and Recreation

PROGRAM:
Parks

CIE REQUIREMENT:
No

PROJECT START DATE:
TBD

DISTRICT:
All

PROJECT PHASE:
Design/Construction

PROJECT COMPLETION DATE:
TBD

PROJECT NUMBER:
TBD TBD



Project Description:

The Florida Inland Navigation District (FIND) sponsors projects for the up keep of the Atlantic Intracoastal Waterway. As such, the City intends on providing support and financing projects on the Intracoastal Waterway to improve the quality of life of our city and the Beaches area communities.

Operating Budget Impact:

This project is the general FIND project. Any impact within the operating budget will be contained within the fiscal year's actual FIND projects.

<u>Expenditures by Funding Source</u>	<u>Prior Yrs</u> <u>Funding</u>	<u>FY 13-14</u>	<u>FY 14-15</u>	<u>FY 15-16</u>	<u>FY 16-17</u>	<u>FY 17-18</u>	<u>Beyond 5th</u>	<u>Total Est Cost</u>
Banking Fund / Debt Proceeds								-
Pay-Go								-
Interest Earnings			600,000	600,000	600,000	600,000	600,000	3,000,000
Transfer Between Projects								-
Contribution from Private Source								-
Grant / Trust Fund			600,000	600,000	600,000	600,000	600,000	3,000,000
TOTAL	\$ -	\$ -	\$ 1,200,000	\$ 1,200,000	\$ 1,200,000	\$ 1,200,000	\$ 1,200,000	\$ 6,000,000

CITY OF JACKSONVILLE, FLORIDA

PROJECT TITLE:
Fishing Creek - Dredge

DEPARTMENT:
Parks and Recreation

PROGRAM:
Parks

CIE REQUIREMENT:
No

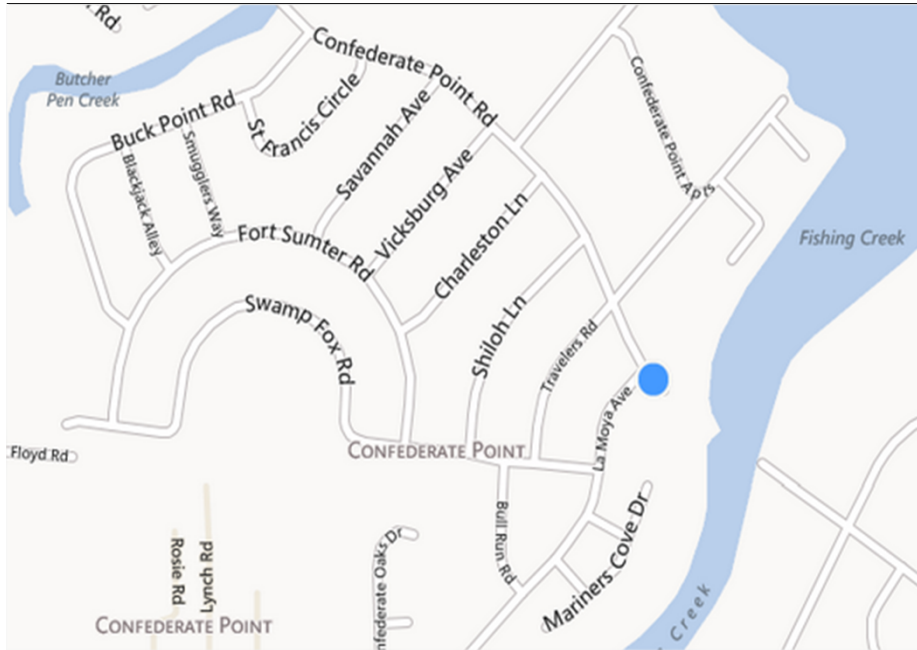
PROJECT START DATE:
October 2013

DISTRICT:
14

PROJECT PHASE:
Construction

PROJECT COMPLETION DATE:
July 2014

PROJECT NUMBER:
PW0509 02



Project Description:

This project will dredge certain areas of the Fishing Creek channel that are not in compliance with the dredge template that was designed and dredged in 2007. The estimated amount of material to be removed is 2,500 cubic yards.

Operating Budget Impact:

There is no impact on the operating budget.

<u>Expenditures by Funding Source</u>	<u>Prior Yrs</u>	<u>FY 13-14</u>	<u>FY 14-15</u>	<u>FY 15-16</u>	<u>FY 16-17</u>	<u>FY 17-18</u>	<u>Beyond 5th</u>	<u>Total Est Cost</u>
	<u>Funding</u>							
Banking Fund / Debt Proceeds								-
Pay-Go								-
Interest Earnings		240,750						240,750
Transfer Between Projects								-
Contribution from Private Source								-
Grant / Trust Fund		209,250						209,250
TOTAL	\$	- \$	\$ 450,000	\$	- \$	- \$	- \$	\$ 450,000

CITY OF JACKSONVILLE, FLORIDA

PROJECT TITLE:
Half Moon Island Park Infrastructure

DEPARTMENT:
Parks and Recreation

PROGRAM:
Parks

CIE REQUIREMENT:
Yes

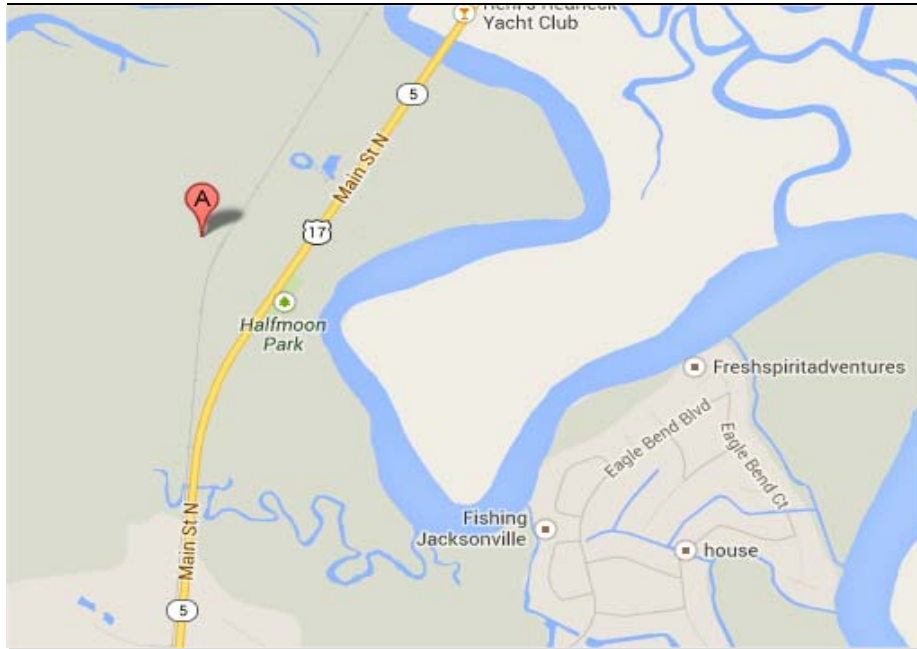
PROJECT START DATE:
October 2013

DISTRICT:
11

PROJECT PHASE:
Design

PROJECT COMPLETION DATE:
July 2014

PROJECT NUMBER:
PR0619 01



Project Description:

This project is a design and permit of a new waterfront park. The facilities to be constructed include access/entrance road, parking, picnic pavilions, fishing pier and a kayak/canoe launch. This project will be designed in concert with the Half Moon boat ramp project if the permits for the boat ramp are approved by Department of Environmental Protection. The Half Moon Island property was purchased in 1999 by the Mayor Delaney Preservation Project initiative. This phase includes the design of parking, picnic area, fishing pier, and kayak launch areas.

Operating Budget Impact:

There is no impact on the operating budget.

Expenditures by Funding Source	Prior Yrs	FY 13-14	FY 14-15	FY 15-16	FY 16-17	FY 17-18	Beyond 5th	Total Est Cost
	Funding							
Banking Fund / Debt Proceeds								-
Pay-Go								-
Interest Earnings		50,350	560,000					610,350
Transfer Between Projects								-
Contribution from Private Source								-
Grant / Trust Fund		39,850						39,850
TOTAL		\$ -	\$ 90,200	\$ 560,000	\$ -	\$ -	\$ -	\$ 650,200

CITY OF JACKSONVILLE, FLORIDA

PROJECT TITLE:
Half Moon Island Park - Boat Ramp

DEPARTMENT:
Parks and Recreation

PROGRAM:
Parks

CIE REQUIREMENT:
No

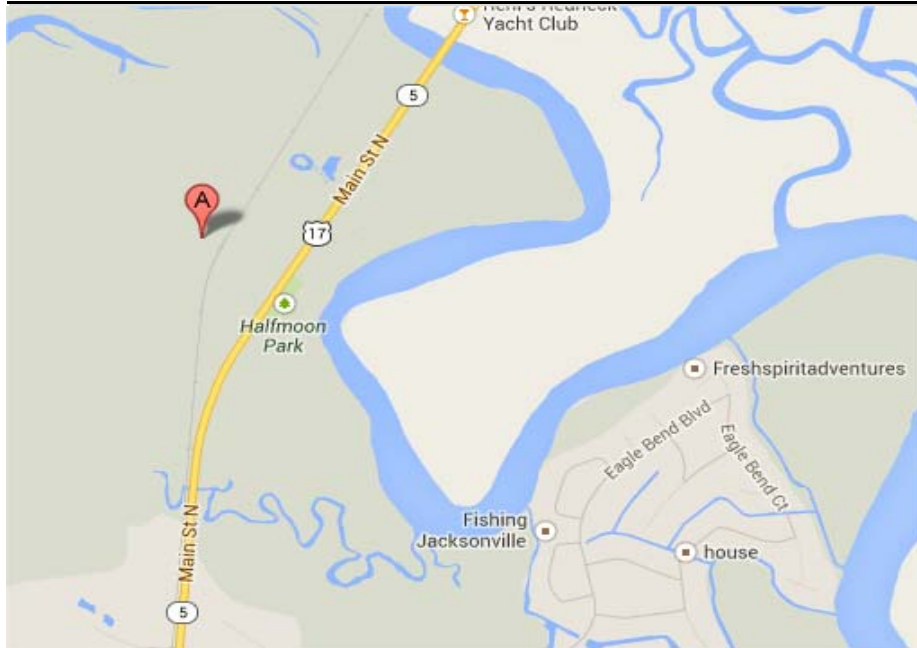
PROJECT START DATE:
October 2013

DISTRICT:
11

PROJECT PHASE:
Design

PROJECT COMPLETION DATE:
July 2014

PROJECT NUMBER:
PR0619 02



Project Description:
This project is a Phase I design project. The project consists of design and permitting of a motorized boat ramp and boat trailer parking (25-30 spaces) at Half Moon Island Park located on U.S. 17 at the very northern border of Duval County.

Operating Budget Impact:
There is no impact on the operating budget.

Expenditures by Funding Source	Prior Yrs	FY 13-14	FY 14-15	FY 15-16	FY 16-17	FY 17-18	Beyond 5th	Total Est Cost
	Funding							
Banking Fund / Debt Proceeds								-
Pay-Go								-
Interest Earnings		30,350	170,000					200,350
Transfer Between Projects								-
Contribution from Private Source								-
Grant / Trust Fund		19,850						19,850
TOTAL		\$ -	\$ 50,200	\$ 170,000	\$ -	\$ -	\$ -	\$ 220,200

CITY OF JACKSONVILLE, FLORIDA

PROJECT TITLE:
Charles Reese Park Boat Ramp
Pier

DEPARTMENT:
Parks and Recreation

PROGRAM:
Parks

CIE REQUIREMENT:
No

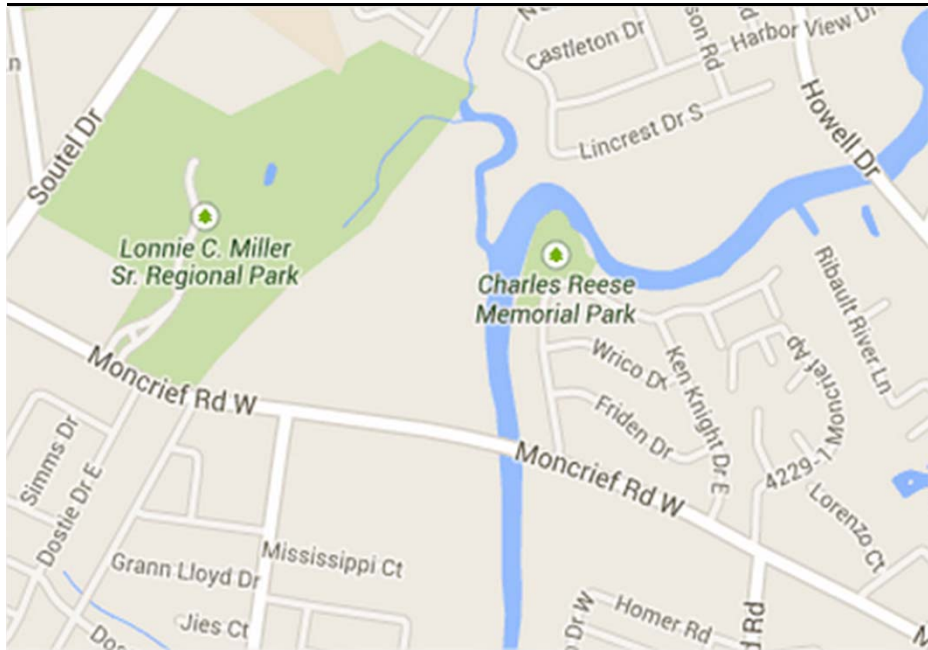
PROJECT START DATE:
October 2013

DISTRICT:
10

PROJECT PHASE:
Design

PROJECT COMPLETION DATE:
July 2014

PROJECT NUMBER:
PR0362 03



Project Description:

This project includes the design and permitting of a 100 foot fishing pier at Charles Reese Park. With the construction of fishing pier, it is anticipated that the park utilization increases.

Operating Budget Impact:

There is no impact on the operating budget.

<u>Expenditures by Funding Source</u>	<u>Prior Yrs</u>	<u>FY 13-14</u>	<u>FY 14-15</u>	<u>FY 15-16</u>	<u>FY 16-17</u>	<u>FY 17-18</u>	<u>Beyond 5th</u>	<u>Total Est Cost</u>
	<u>Funding</u>							
Banking Fund / Debt Proceeds								-
Pay-Go								-
Interest Earnings		48,000	172,400					220,400
Transfer Between Projects								-
Contribution from Private Source								-
Grant / Trust Fund		40,500						40,500
TOTAL	\$	- \$	\$ 88,500	\$ 172,400	\$	- \$	- \$	- \$ 260,900

CITY OF JACKSONVILLE, FLORIDA

PROJECT TITLE:
Arlington Lions Club Park Boardwalk

DEPARTMENT:
Parks and Recreation

PROGRAM:
Parks

CIE REQUIREMENT:
Yes

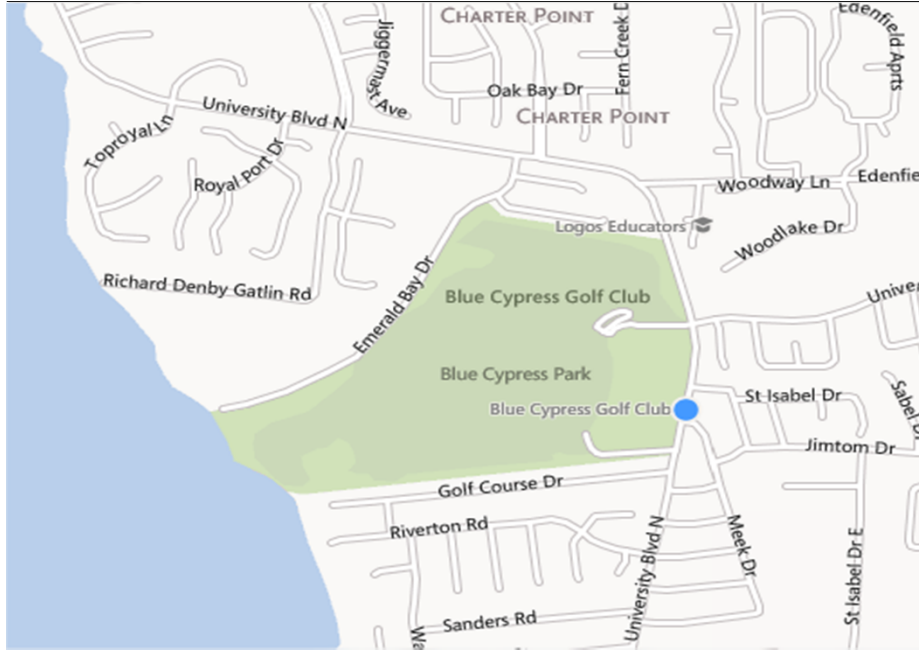
PROJECT START DATE:
October 2013

DISTRICT:
1

PROJECT PHASE:
Design

PROJECT COMPLETION DATE:
July 2014

PROJECT NUMBER:
PR0594 02



Project Description:

This project consists of the design and permitting of a shoreline boardwalk approximately 750 feet along the St Johns River. This boardwalk will connect to an existing boardwalk at Blue Cypress Regional Park which abuts Arlington Lions Club Park. This will provide visitors with almost 2,000 feet of boardwalk (approximately 3 miles). The only other area in Duval County with a long boardwalk is in the downtown area along the north and south banks of the river.

Operating Budget Impact:

There is no impact on the operating budget.

<u>Expenditures by Funding Source</u>	<u>Prior Yrs</u>	<u>FY 13-14</u>	<u>FY 14-15</u>	<u>FY 15-16</u>	<u>FY 16-17</u>	<u>FY 17-18</u>	<u>Beyond 5th</u>	<u>Total Est Cost</u>
	<u>Funding</u>							
Banking Fund / Debt Proceeds								-
Pay-Go								-
Interest Earnings		44,420	211,500					255,920
Transfer Between Projects								-
Contribution from Private Source								-
Grant / Trust Fund		36,420						36,420
TOTAL	\$	-	\$ 80,840	\$ 211,500	\$	-	\$	-
								\$ 292,340

CITY OF JACKSONVILLE, FLORIDA

PROJECT TITLE:
Sisters Creek Marina/Boat Ramp -
Lighting

DEPARTMENT:
Parks and Recreation

PROGRAM:
Parks

CIE REQUIREMENT:
No

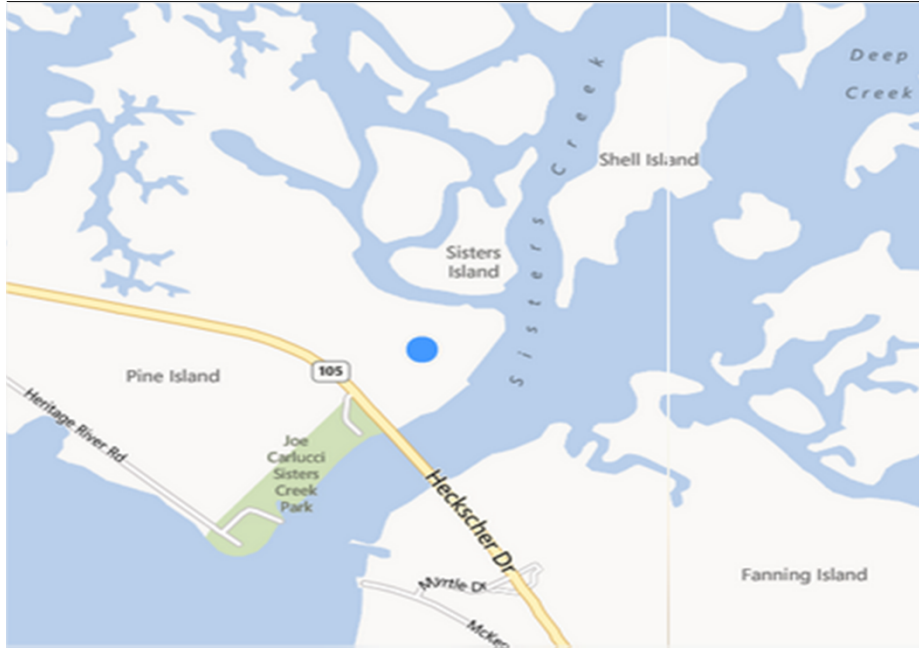
PROJECT START DATE:
October 2013

DISTRICT:
11

PROJECT PHASE:
Construction

PROJECT COMPLETION DATE:
July 2014

PROJECT NUMBER:
PR0109 05



Project Description:

This project consists of providing lighting at two boat ramps - Jim King Boat Ramp at Sisters Creek and Intercoastal Waterway - in which the city has recently extended the park hours to 24 hrs. These boat ramps are very popular with boaters, fishermen and shrimpers. For safety reasons and to increase the ease of launching, the boat ramps and parking areas need lighting.

Operating Budget Impact:

There is no impact on the operating budget.

<u>Expenditures by Funding Source</u>	<u>Prior Yrs</u>	<u>FY 13-14</u>	<u>FY 14-15</u>	<u>FY 15-16</u>	<u>FY 16-17</u>	<u>FY 17-18</u>	<u>Beyond 5th</u>	<u>Total Est Cost</u>
	<u>Funding</u>							
Banking Fund / Debt Proceeds								-
Pay-Go								-
Interest Earnings		76,180						76,180
Transfer Between Projects								-
Contribution from Private Source								-
Grant / Trust Fund		69,680						69,680
TOTAL	\$	-	\$ 145,860	\$	-	\$	-	\$ 145,860

CITY OF JACKSONVILLE, FLORIDA

PROJECT TITLE:
Intracoastal Waterway Boat Ramp -
Lighting

DEPARTMENT:
Parks and Recreation

PROGRAM:
Parks

CIE REQUIREMENT:
No

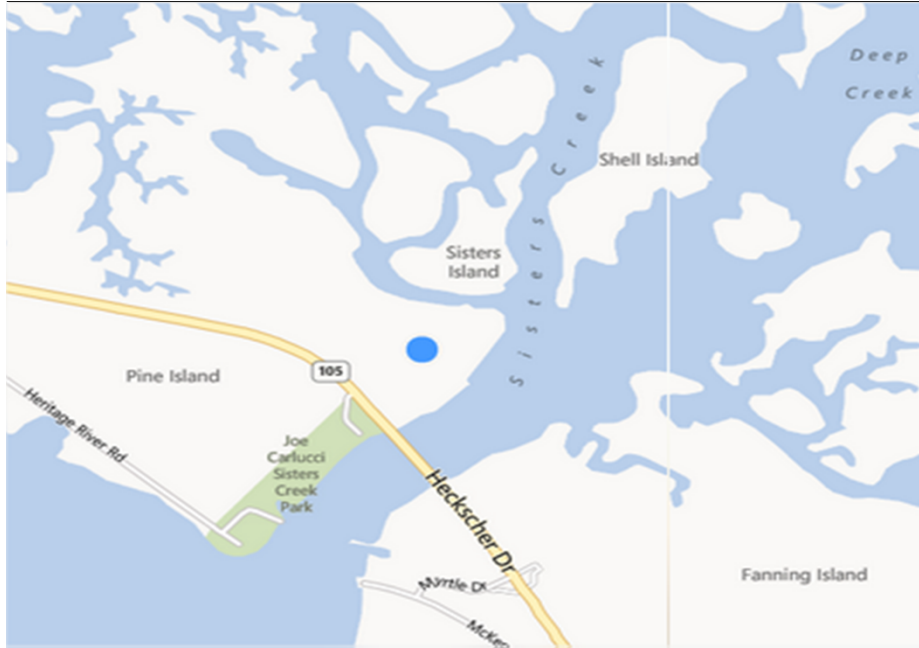
PROJECT START DATE:
October 2013

DISTRICT:
11

PROJECT PHASE:
Construction

PROJECT COMPLETION DATE:
July 2014

PROJECT NUMBER:
PR0168 05



Project Description:

This project consists of providing lighting at two boat ramps - Jim King Boat Ramp at Sisters Creek and Intercoastal Waterway - in which the city has recently extended the park hours to 24 hrs. These boat ramps are very popular with boaters, fishermen and shrimpers. For safety reasons and to increase the ease of launching, the boat ramps and parking areas need lighting.

Operating Budget Impact:

There is no impact on the operating budget.

<u>Expenditures by Funding Source</u>	<u>Prior Yrs</u>	<u>FY 13-14</u>	<u>FY 14-15</u>	<u>FY 15-16</u>	<u>FY 16-17</u>	<u>FY 17-18</u>	<u>Beyond 5th</u>	<u>Total Est Cost</u>
	<u>Funding</u>							
Banking Fund / Debt Proceeds								-
Pay-Go								-
Interest Earnings		74,250						74,250
Transfer Between Projects								-
Contribution from Private Source								-
Grant / Trust Fund		67,750						67,750
TOTAL	\$	-	\$ 142,000	\$	-	\$	-	\$ 142,000

CITY OF JACKSONVILLE, FLORIDA

PROJECT TITLE:
North Shore Park - Kayak Launch

DEPARTMENT:
Parks and Recreation

PROGRAM:
Parks

CIE REQUIREMENT:
No

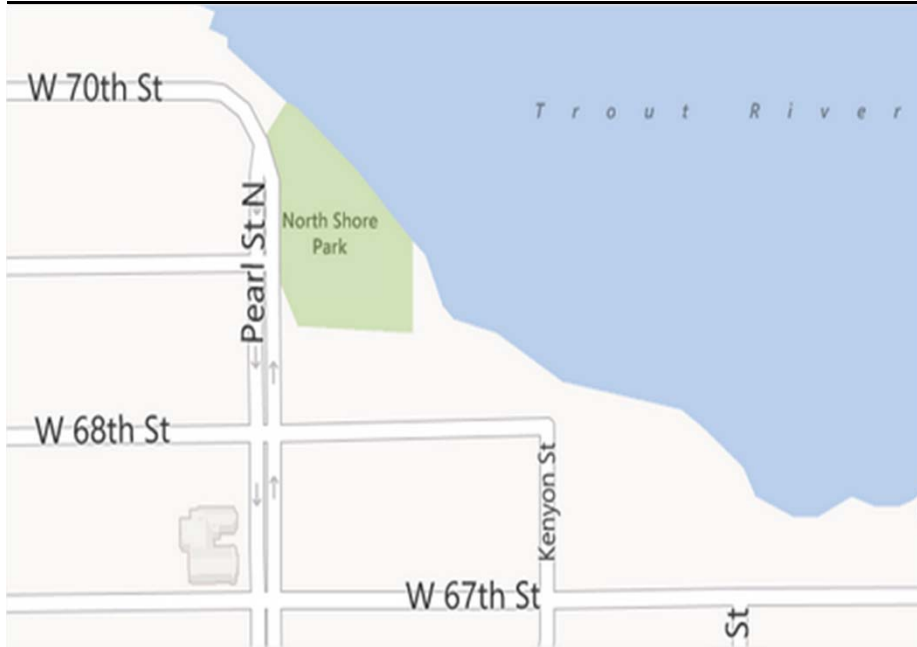
PROJECT START DATE:
October 2013

DISTRICT:
8

PROJECT PHASE:
Design

PROJECT COMPLETION DATE:
July 2014

PROJECT NUMBER:
CC0070 03



Project Description:

This project consists of developing a shoreline kayak launch at an existing neighborhood park located on the Trout River. Northshore Park is a popular fishing and family picnicking park. There is 500 ft. of shoreline along the Trout River but there are oyster shells along the shoreline which makes the site very difficult to launch from. This Phase I project will design and permit a stabilized shoreline kayak/canoe launch and provide an access from the existing parking.

Operating Budget Impact:

There is no impact on the operating budget.

<u>Expenditures by Funding Source</u>	<u>Prior Yrs Funding</u>	<u>FY 13-14</u>	<u>FY 14-15</u>	<u>FY 15-16</u>	<u>FY 16-17</u>	<u>FY 17-18</u>	<u>Beyond 5th</u>	<u>Total Est Cost</u>
Banking Fund / Debt Proceeds								-
Pay-Go								-
Interest Earnings		32,600	179,000					211,600
Transfer Between Projects								-
Contribution from Private Source								-
Grant / Trust Fund		26,100						26,100
TOTAL	\$ -	\$ 58,700	\$ 179,000	\$ -	\$ -	\$ -	\$ -	\$ 237,700

CITY OF JACKSONVILLE, FLORIDA

PROJECT TITLE:
County Dock Road Boat Ramp

DEPARTMENT:
Parks and Recreation

PROGRAM:
Parks

CIE REQUIREMENT:
No

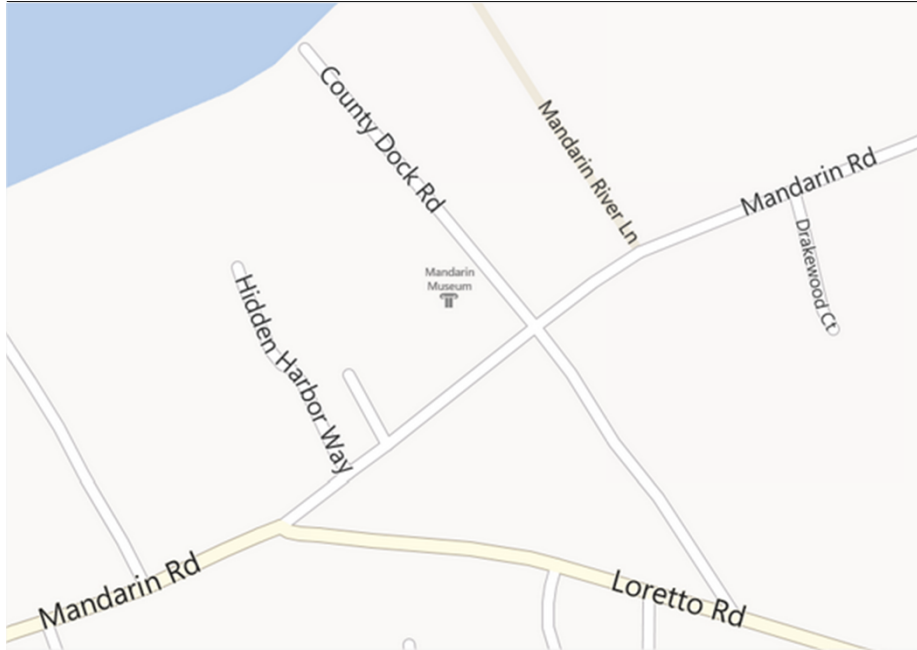
PROJECT START DATE:
October 2013

DISTRICT:
6

PROJECT PHASE:
Design

PROJECT COMPLETION DATE:
July 2014

PROJECT NUMBER:
PR0620 01



Project Description:
Design to remove rip rap and old ramp, pour new launch area hand launch boats, remove pilings, adjust parking area. County Dock Boat Ramp contains an old, unusable ramp on the St. Johns River with limited space for boat trailer parking. The water adjacent to the ramp contains large pieces of submerged rip rap and partially-submerged pilings that remain from a former dock. This application is for Phase 1 which will include the design and permitting to remove the rip rap and old ramp, pour a new launch area for small motorized boats and kayaks/canoes, enhance parking and eliminate the navigational hazards at this public facility.

Operating Budget Impact:
There is no impact on the operating budget.

<u>Expenditures by Funding Source</u>	<u>Prior Yrs</u> <u>Funding</u>	<u>FY 13-14</u>	<u>FY 14-15</u>	<u>FY 15-16</u>	<u>FY 16-17</u>	<u>FY 17-18</u>	<u>Beyond 5th</u>	<u>Total Est Cost</u>
Banking Fund / Debt Proceeds								-
Pay-Go								-
Interest Earnings		50,760	175,000					225,760
Transfer Between Projects								-
Contribution from Private Source								-
Grant / Trust Fund		41,760						41,760
TOTAL	\$ -	\$ 92,520	\$ 175,000	\$ -	\$ -	\$ -	\$ -	\$ 267,520

CITY OF JACKSONVILLE, FLORIDA

PROJECT TITLE:
Ortega River - Mooring Field & Channel Markings

DEPARTMENT:
Parks and Recreation

PROGRAM:
Parks

CIE REQUIREMENT:
No

PROJECT START DATE:
October 2013

DISTRICT:
14

PROJECT PHASE:
Construction

PROJECT COMPLETION DATE:
July 2014

PROJECT NUMBER:
PR0426 03



Project Description:
This project involves the installation of eight new channel marker buoys and the replacement of three existing buoys within the Ortega River. The Ortega River is a popular waterway with boat traffic and boat moorings. Some boats are currently moored within the unmarked channel thus resulting in navigation challenges and potential hazards. This project will greatly enhance the safe navigation of vessels in this area.

Operating Budget Impact:
There is no impact on the operating budget.

Expenditures by Funding Source	Prior Yrs	FY 13-14	FY 14-15	FY 15-16	FY 16-17	FY 17-18	Beyond 5th	Total Est Cost
	Funding							
Banking Fund / Debt Proceeds								-
Pay-Go								-
Interest Earnings	100,000	19,300						119,300
Transfer Between Projects								-
Contribution from Private Source								-
Grant / Trust Fund	100,000	14,300						114,300
TOTAL	\$ 200,000	\$ 33,600	\$ -	\$ -	\$ -	\$ -	\$ -	\$ 233,600

CITY OF JACKSONVILLE, FLORIDA

PROJECT TITLE:
Sisters Creek Marina/Boat Ramp -
Floating Dock

DEPARTMENT:
Parks and Recreation

PROGRAM:
Parks

CIE REQUIREMENT:
No

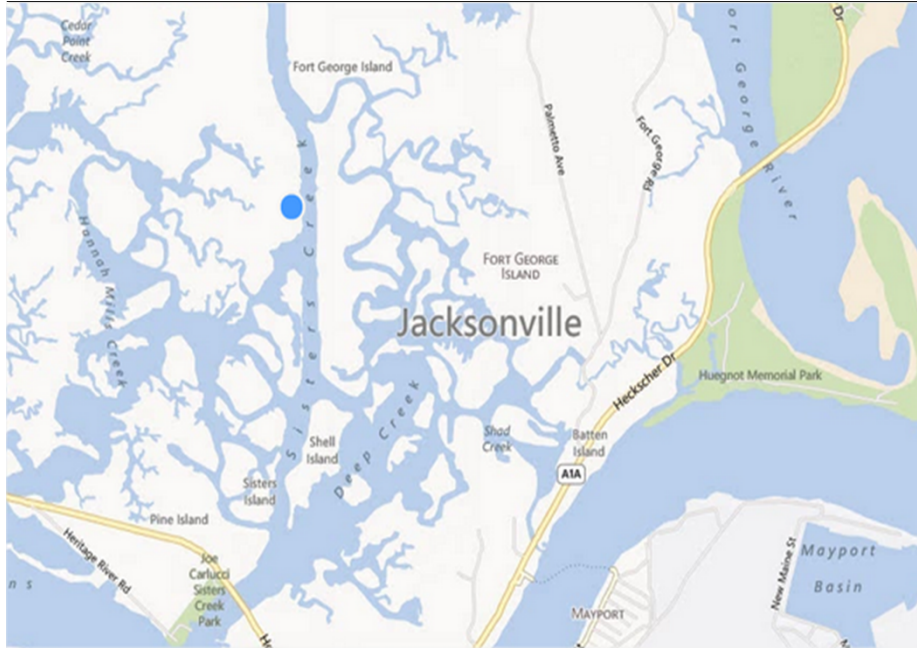
PROJECT START DATE:
October 2013

DISTRICT:
11

PROJECT PHASE:
Design

PROJECT COMPLETION DATE:
July 2014

PROJECT NUMBER:
PR0109 04



Project Description:

Sisters Creek is one of Jacksonville's largest and most used boat ramps. Due to siltation that has occurred since installation of the floating docks, the docks now touch the river bottom at most tide levels. This causes the docks to lean at an angle rendering them unsafe to use and is beginning to result in damage to the docks and gangways. It also makes it difficult for transient, large boats to pull up to these docks so they can access the amenities offered at the park. Furthermore, this situation is causing an increase in turbidity as water levels rise and solids are suspended into the water as the docks come off the bottom. These floating docks need to be relocated further from the shore making them usable at all tides and to reduce the environmental impacts caused by their current location. This phase of the project will involve the survey, design, and permitting for relocating the docks and pilings.

Operating Budget Impact:

There is no impact on the operating budget.

<u>Expenditures by Funding Source</u>	<u>Prior Yrs</u>	<u>FY 13-14</u>	<u>FY 14-15</u>	<u>FY 15-16</u>	<u>FY 16-17</u>	<u>FY 17-18</u>	<u>Beyond 5th</u>	<u>Total Est Cost</u>
	<u>Funding</u>							
Banking Fund / Debt Proceeds								-
Pay-Go								-
Interest Earnings		38,880	152,700					191,580
Transfer Between Projects								-
Contribution from Private Source								-
Grant / Trust Fund		31,880						31,880
TOTAL	\$	\$ -	\$ 70,760	\$ 152,700	\$ -	\$ -	\$ -	\$ 223,460

CITY OF JACKSONVILLE, FLORIDA

PROJECT TITLE:
Northbank Riverwalk - Riverwalk & Bulkhead Repairs

DEPARTMENT:
Parks and Recreation

PROGRAM:
Parks

CIE REQUIREMENT:
No

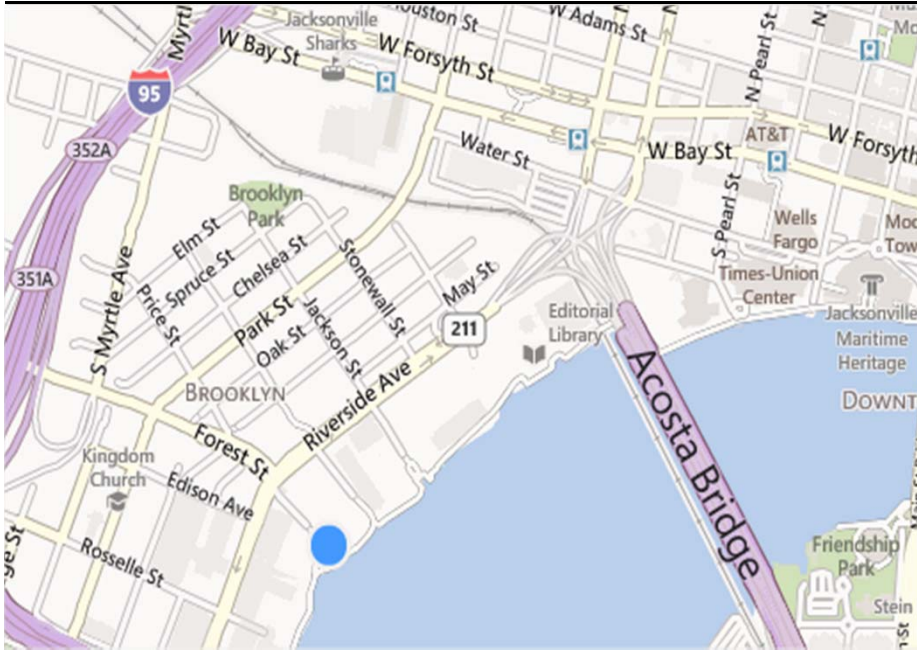
PROJECT START DATE:
October 2013

DISTRICT:
14

PROJECT PHASE:
Design

PROJECT COMPLETION DATE:
July 2014

PROJECT NUMBER:
PW0076 06



Project Description:

The Northbank riverwalk is a highly used shoreline promenade located in downtown Jacksonville. It is approximately 2 miles and a focus of many premier downtown events and a fantastic view of the St. Johns River. The project is to replace an existing wooden pedestrian bridge which has exceeded its life span. The proposed project is to fill in a small cove area of Gefen Park and bulkhead the shoreline and construct this northbank section with pavers to match the existing walkpath.

Operating Budget Impact:

There is no impact on the operating budget. The department anticipates a decrease in maintenance costs.

<u>Expenditures by Funding Source</u>	<u>Prior Yrs</u>	<u>FY 13-14</u>	<u>FY 14-15</u>	<u>FY 15-16</u>	<u>FY 16-17</u>	<u>FY 17-18</u>	<u>Beyond 5th</u>	<u>Total Est Cost</u>
	<u>Funding</u>							
Banking Fund / Debt Proceeds								-
Pay-Go								-
Interest Earnings		44,000						44,000
Transfer Between Projects								-
Contribution from Private Source								-
Grant / Trust Fund		36,000						36,000
TOTAL	\$	-	\$ 80,000	\$	-	\$	-	\$ 80,000

CITY OF JACKSONVILLE, FLORIDA

PROJECT TITLE:
Exchange Island - Dock & Pavilion

DEPARTMENT:
Parks and Recreation

PROGRAM:
Parks

CIE REQUIREMENT:
Yes

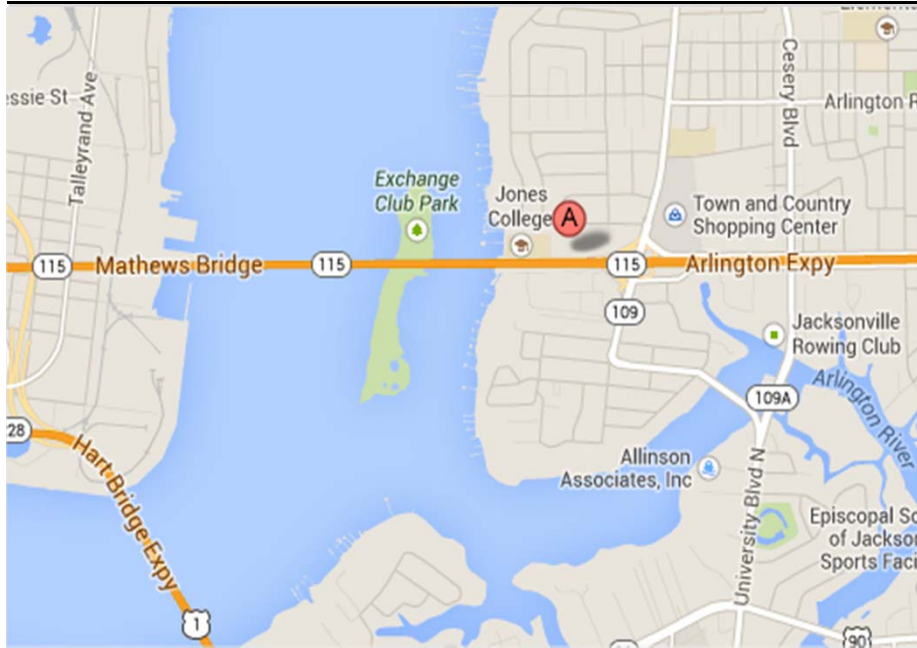
PROJECT START DATE:
October 2013

DISTRICT:
2

PROJECT PHASE:
Design

PROJECT COMPLETION DATE:
July 2014

PROJECT NUMBER:
PR0621 01



Project Description:

Exchange Club Island Park is an undeveloped spoil island in the St. Johns River adjacent to downtown Jacksonville. Many residents consider this island the “hidden gem” of the downtown area and numerous ideas have been proposed over the years on the best use of this island but none were fully implemented. The island is already being used as a destination for passive recreation by people in small boats, canoes and kayaks. This project includes the design and permitting for a small boat dock and shoreline kayak area, two pavilions with tables and grills, and a hiking trail to connect these amenities.

Operating Budget Impact:

There is no impact on the operating budget.

<u>Expenditures by Funding Source</u>	<u>Prior Yrs</u>							<u>Total Est Cost</u>
	<u>Funding</u>	<u>FY 13-14</u>	<u>FY 14-15</u>	<u>FY 15-16</u>	<u>FY 16-17</u>	<u>FY 17-18</u>	<u>Beyond 5th</u>	
Banking Fund / Debt Proceeds			200,000					200,000
Pay-Go								-
Interest Earnings		63,380						63,380
Transfer Between Projects								-
Contribution from Private Source								-
Grant / Trust Fund		52,380						52,380
TOTAL	\$ -	\$ 115,760	\$ 200,000	\$ -	\$ -	\$ -	\$ -	\$ 315,760

CITY OF JACKSONVILLE, FLORIDA

PROJECT TITLE:
Rondette Park Improvements

DEPARTMENT:
Parks and Recreation

PROGRAM:
Parks

CIE REQUIREMENT:
No

PROJECT START DATE:
January 2014

DISTRICT:
1

PROJECT PHASE:
Construction

PROJECT COMPLETION DATE:
September 2014

PROJECT NUMBER:
PR0340 02



Project Description:
Project is comprised of baseball field renovation/improvements. Additionally, new sidewalks will be constructed at the park.

Operating Budget Impact:
There is no impact on the operating budget.

Expenditures by Funding Source	Prior Yrs							Total Est Cost
	Funding	FY 13-14	FY 14-15	FY 15-16	FY 16-17	FY 17-18	Beyond 5th	
Banking Fund / Debt Proceeds	20,000							20,000
Pay-Go								-
Interest Earnings								-
Transfer Between Projects		500,000						500,000
Contribution from Private Source								-
Grant / Trust Fund	30,000							30,000
TOTAL	\$ 50,000	\$ 500,000	\$ -	\$ -	\$ -	\$ -	\$ -	\$ 550,000

CITY OF JACKSONVILLE, FLORIDA

PROJECT TITLE:
Leonard Abess Park Renovations

DEPARTMENT:
Parks and Recreation

PROGRAM:
Parks

CIE REQUIREMENT:
No

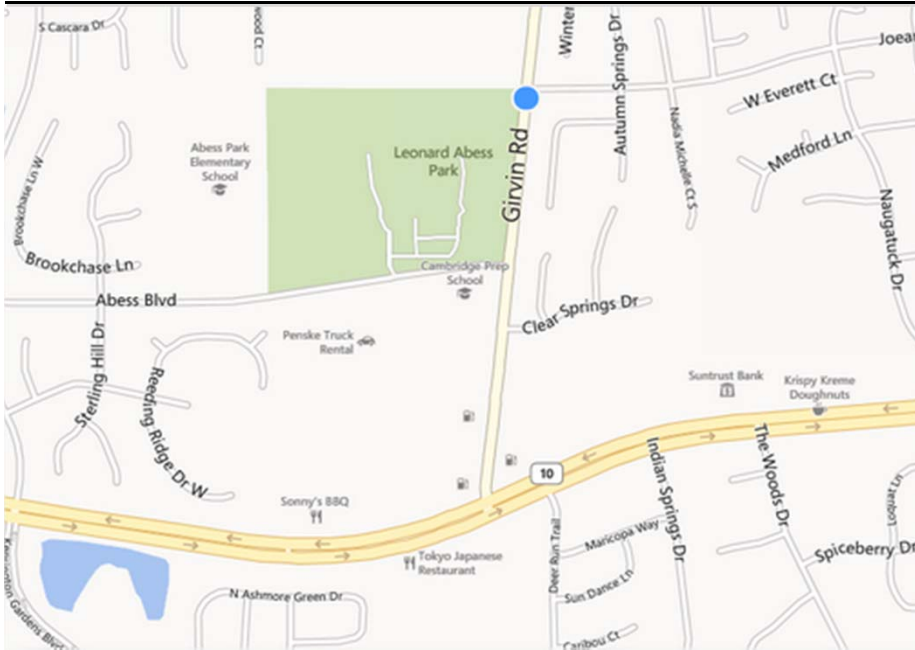
PROJECT START DATE:
January 2014

DISTRICT:
2

PROJECT PHASE:
Construction

PROJECT COMPLETION DATE:
July 2014

PROJECT NUMBER:
PR0058 02



Project Description:

Project is comprised of field renovation/improvements. Additionally, new sidewalks will be constructed at the park.

Operating Budget Impact:

There is no impact on the operating budget.

<u>Expenditures by Funding Source</u>	<u>Prior Yrs</u>	<u>FY 13-14</u>	<u>FY 14-15</u>	<u>FY 15-16</u>	<u>FY 16-17</u>	<u>FY 17-18</u>	<u>Beyond 5th</u>	<u>Total Est Cost</u>
	<u>Funding</u>							
Banking Fund / Debt Proceeds								-
Pay-Go								-
Interest Earnings								-
Transfer Between Projects		250,000						250,000
Contribution from Private Source								-
Grant / Trust Fund								-
TOTAL	\$	- \$ 250,000	\$	- \$	- \$	- \$	- \$	250,000

CITY OF JACKSONVILLE, FLORIDA

PROJECT TITLE:
Riverside Park Duck Pond

DEPARTMENT:
Parks and Recreation

PROGRAM:
Parks

CIE REQUIREMENT:
No

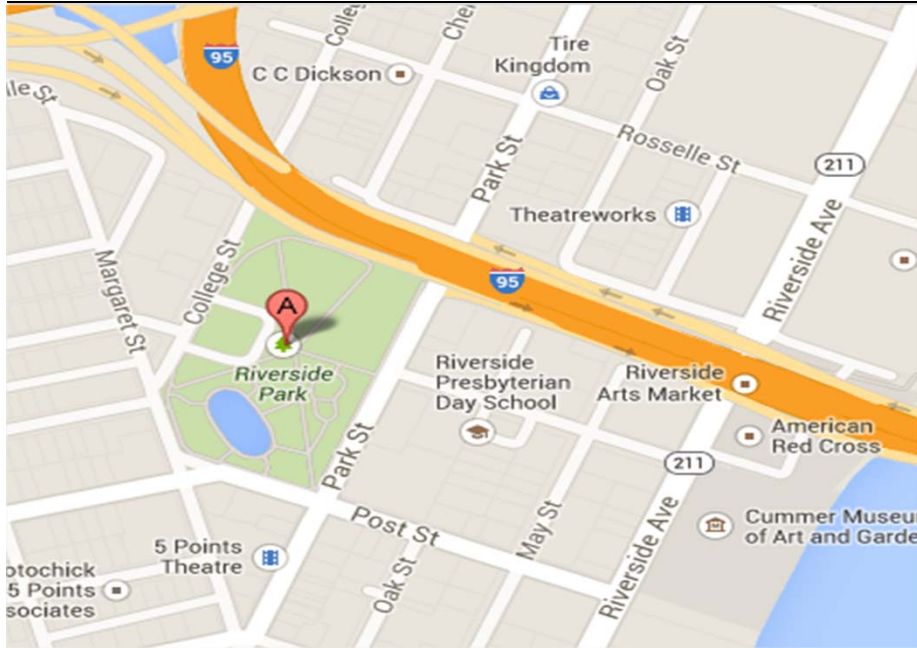
PROJECT START DATE:
November 2013

DISTRICT:
14

PROJECT PHASE:
Design/Construction

PROJECT COMPLETION DATE:
August 2014

PROJECT NUMBER:
PR0234 02



Project Description:
Project will develop a filtration system for the existing duck pond.

Operating Budget Impact:
The department estimates there may be a minimal impact but this cost will be determined upon the design is completed. With the project slated to be completed towards the end of the fiscal year, any operating impact will be included in the FY 14-15 budget.

Expenditures by Funding Source	Prior Yrs	FY 13-14	FY 14-15	FY 15-16	FY 16-17	FY 17-18	Beyond 5th	Total Est Cost
	Funding							
Banking Fund / Debt Proceeds	7,930							7,930
Pay-Go								-
Interest Earnings								-
Transfer Between Projects		750,000						750,000
Contribution from Private Source								-
Grant / Trust Fund								-
TOTAL	\$ 7,930	\$ 750,000	\$ -	\$ -	\$ -	\$ -	\$ -	\$ 757,930

CITY OF JACKSONVILLE, FLORIDA

PROJECT TITLE:
Chuck Rogers Park Field
Renovations

DEPARTMENT:
Parks and Recreation

PROGRAM:
Parks

CIE REQUIREMENT:
No

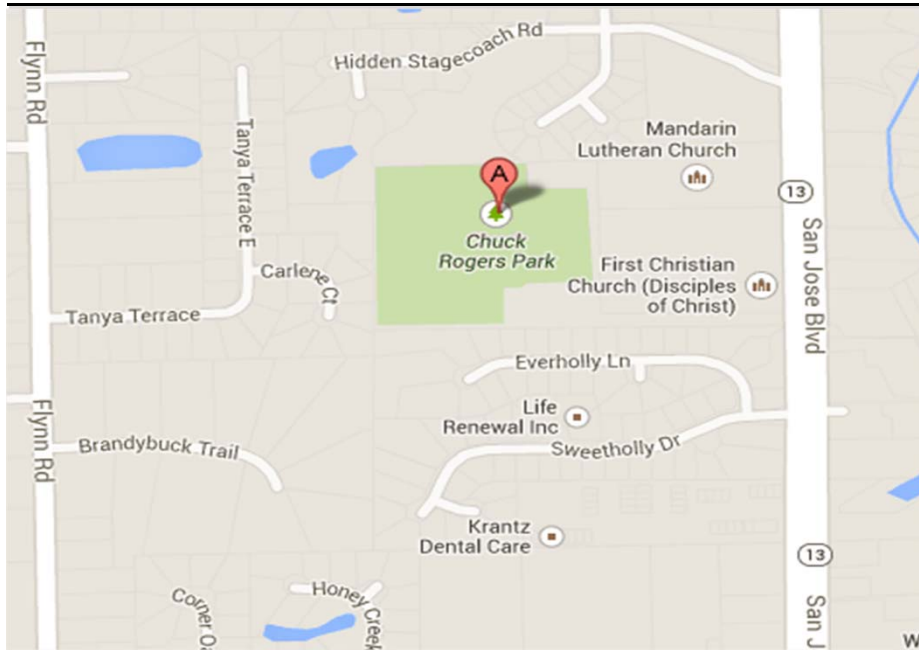
PROJECT START DATE:
January 2014

DISTRICT:
6

PROJECT PHASE:
Construction

PROJECT COMPLETION DATE:
October 2014

PROJECT NUMBER:
PR0181 04



Project Description:

Project is comprised of the installation of energy efficient sports lighting. This will allow for increased use of facilities, especially during Daylight Savings Time.

Operating Budget Impact:

There is an estimated impact of \$10,000 annually.

<u>Expenditures by Funding Source</u>	<u>Prior Yrs</u>	<u>FY 13-14</u>	<u>FY 14-15</u>	<u>FY 15-16</u>	<u>FY 16-17</u>	<u>FY 17-18</u>	<u>Beyond 5th</u>	<u>Total Est Cost</u>
	<u>Funding</u>							
Banking Fund / Debt Proceeds								-
Pay-Go								-
Interest Earnings								-
Transfer Between Projects		350,000						350,000
Contribution from Private Source								-
Grant / Trust Fund								-
TOTAL		\$ -	\$ 350,000	\$ -	\$ -	\$ -	\$ -	\$ 350,000

CITY OF JACKSONVILLE, FLORIDA

PROJECT TITLE:
Harts Road Park Improvements

DEPARTMENT:
Parks and Recreation

PROGRAM:
Parks

CIE REQUIREMENT:
No

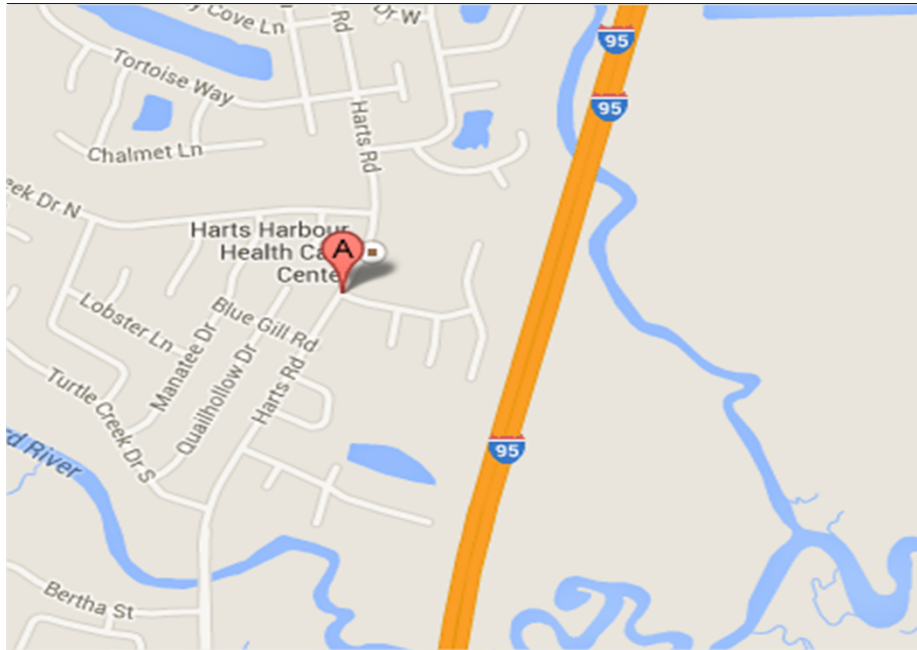
PROJECT START DATE:
October 2013

DISTRICT:
7

PROJECT PHASE:
Construction

PROJECT COMPLETION DATE:
July 2014

PROJECT NUMBER:
PW0450 03



Project Description:

Project includes field renovations, fencing, and improving the park to becoming ADA compliant.

Operating Budget Impact:

There is no impact on the operating budget.

Expenditures by Funding Source	Prior Yrs	FY 13-14	FY 14-15	FY 15-16	FY 16-17	FY 17-18	Beyond 5th	Total Est Cost
	Funding							
Banking Fund / Debt Proceeds	14,000							14,000
Pay-Go								-
Interest Earnings								-
Transfer Between Projects		800,000						800,000
Contribution from Private Source								-
Grant / Trust Fund								-
TOTAL	\$ 14,000	\$ 800,000	\$ -	\$ -	\$ -	\$ -	\$ -	\$ 814,000

CITY OF JACKSONVILLE, FLORIDA

PROJECT TITLE:
Ray Greene Park Football Field & Lighting

DEPARTMENT:
Parks and Recreation

PROGRAM:
Parks

CIE REQUIREMENT:
Yes

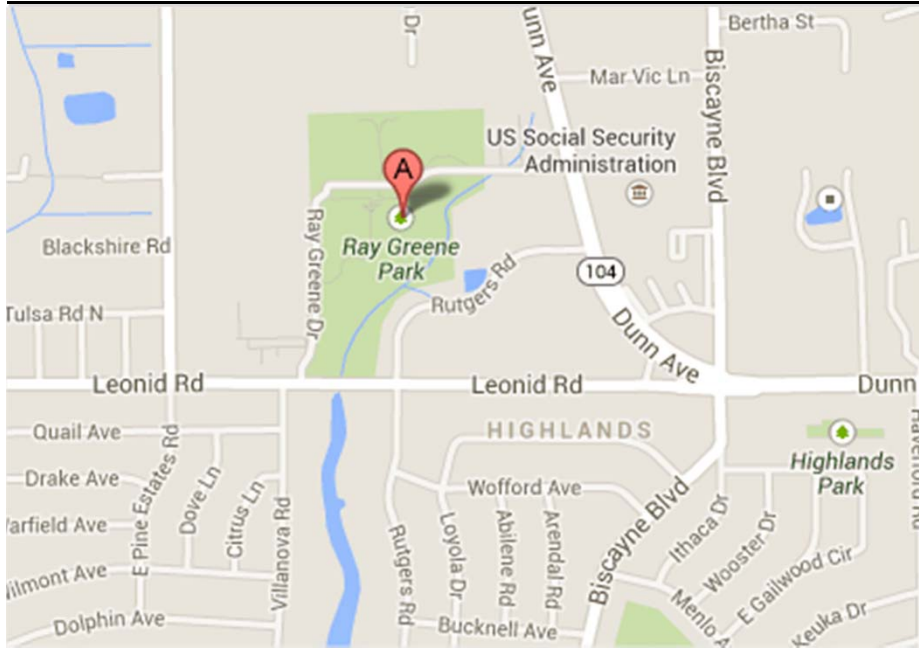
PROJECT START DATE:
October 2013

DISTRICT:
8

PROJECT PHASE:
Design/Construction

PROJECT COMPLETION DATE:
July 2014

PROJECT NUMBER:
PR0199 05



Project Description:

Project includes the development of a football field, the installation of energy efficient field lighting and other support amenities.

Operating Budget Impact:

There is an estimated impact of \$10,000 annually.

<u>Expenditures by Funding Source</u>	<u>Prior Yrs</u>	<u>FY 13-14</u>	<u>FY 14-15</u>	<u>FY 15-16</u>	<u>FY 16-17</u>	<u>FY 17-18</u>	<u>Beyond 5th</u>	<u>Total Est Cost</u>
	<u>Funding</u>							
Banking Fund / Debt Proceeds								-
Pay-Go								-
Interest Earnings								-
Transfer Between Projects		400,000						400,000
Contribution from Private Source								-
Grant / Trust Fund								-
TOTAL		\$ 400,000	\$ -	\$ -	\$ -	\$ -	\$ -	\$ 400,000

CITY OF JACKSONVILLE, FLORIDA

PROJECT TITLE:
Woodstock Park Renovations

DEPARTMENT:
Parks and Recreation

PROGRAM:
Parks

CIE REQUIREMENT:
No

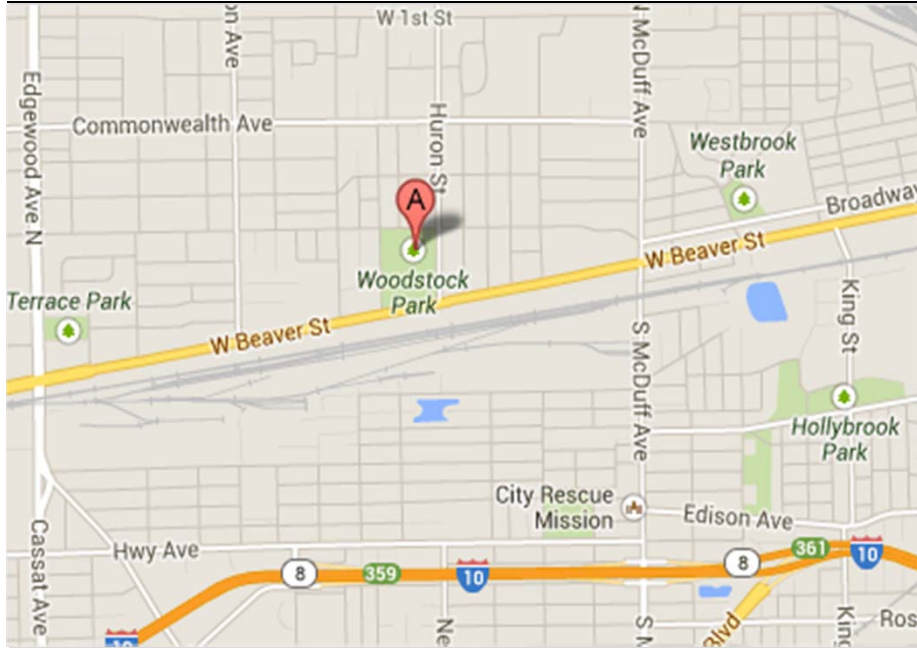
PROJECT START DATE:
October 2013

DISTRICT:
9

PROJECT PHASE:
Design/Construction

PROJECT COMPLETION DATE:
July 2014

PROJECT NUMBER:
PR0154 02



Project Description:

Project includes the design and construction of additional sidewalks, bleachers, repairs existing basketball courts, adds fencing and the renovation of exiting dugout. Additionally, a new storage facility will be added.

Operating Budget Impact:

There is no impact on the operating budget.

<u>Expenditures by Funding Source</u>	<u>Prior Yrs</u>	<u>FY 13-14</u>	<u>FY 14-15</u>	<u>FY 15-16</u>	<u>FY 16-17</u>	<u>FY 17-18</u>	<u>Beyond 5th</u>	<u>Total Est Cost</u>
	<u>Funding</u>							
Banking Fund / Debt Proceeds								-
Pay-Go								-
Interest Earnings								-
Transfer Between Projects		200,000						200,000
Contribution from Private Source								-
Grant / Trust Fund								-
TOTAL	\$	- \$ 200,000	\$	- \$	- \$	- \$	- \$	200,000

CITY OF JACKSONVILLE, FLORIDA

PROJECT TITLE:
Hammond Park Improvements

DEPARTMENT:
Parks and Recreation

PROGRAM:
Parks

CIE REQUIREMENT:
No

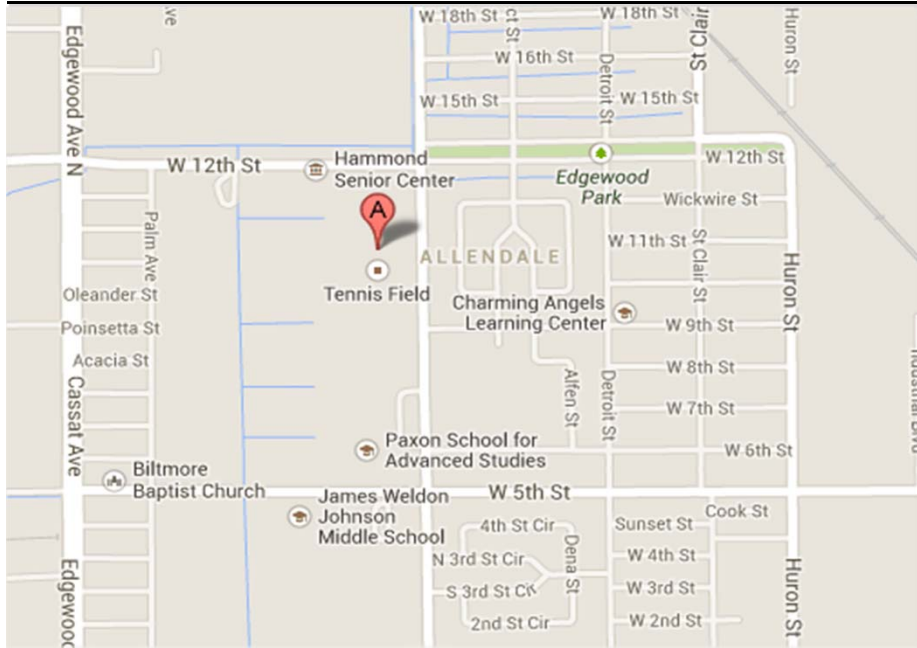
PROJECT START DATE:
January 2014

DISTRICT:
9

PROJECT PHASE:
Design/Construction

PROJECT COMPLETION DATE:
October 2014

PROJECT NUMBER:
CC0047 02



Project Description:
Project includes the installation of energy efficient field lighting.

Operating Budget Impact:
There is a minimal impact on the operating budget.

<u>Expenditures by Funding Source</u>	<u>Prior Yrs</u>							<u>Total Est Cost</u>
	<u>Funding</u>	<u>FY 13-14</u>	<u>FY 14-15</u>	<u>FY 15-16</u>	<u>FY 16-17</u>	<u>FY 17-18</u>	<u>Beyond 5th</u>	
Banking Fund / Debt Proceeds	66,999							66,999
Pay-Go								-
Interest Earnings								-
Transfer Between Projects		250,000						250,000
Contribution from Private Source								-
Grant / Trust Fund								-
TOTAL	\$ 66,999	\$ 250,000	\$ -	\$ -	\$ -	\$ -	\$ -	\$ 316,999

CITY OF JACKSONVILLE, FLORIDA

PROJECT TITLE:
Lonnie Miller Regional Park Lighting

DEPARTMENT:
Parks and Recreation

PROGRAM:
Parks

CIE REQUIREMENT:
No

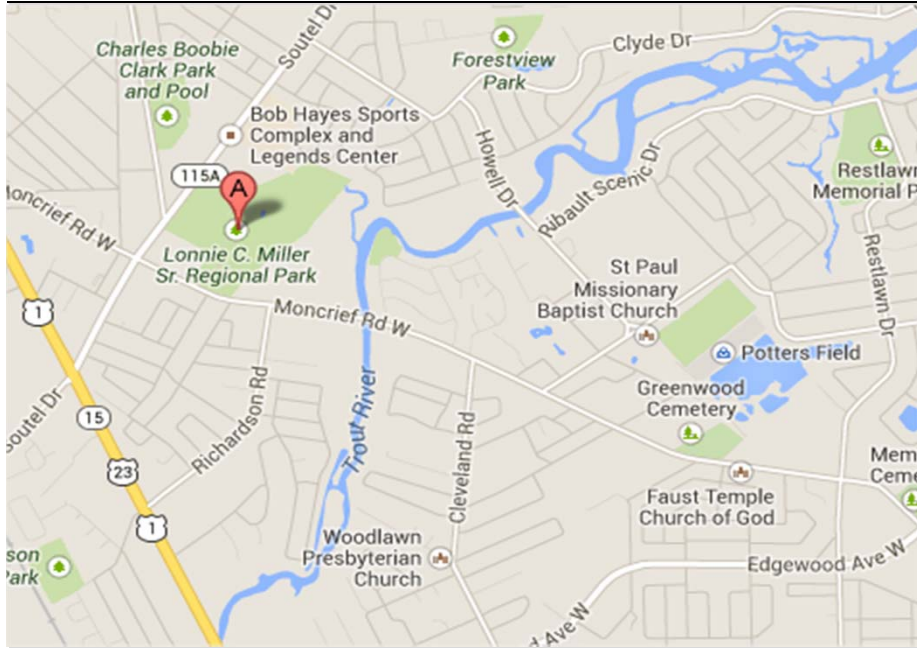
PROJECT START DATE:
January 2014

DISTRICT:
10

PROJECT PHASE:
Design/Construction

PROJECT COMPLETION DATE:
October 2014

PROJECT NUMBER:
PR0215 02



Project Description:
Project includes the installation of energy efficient security lighting for walking trails and parking areas.

Operating Budget Impact:
There is an estimated impact of \$10,000 annually.

Expenditures by Funding Source	Prior Yrs Funding	FY 13-14	FY 14-15	FY 15-16	FY 16-17	FY 17-18	Beyond 5th	Total Est Cost
Banking Fund / Debt Proceeds								-
Pay-Go								-
Interest Earnings								-
Transfer Between Projects		200,000						200,000
Contribution from Private Source								-
Grant / Trust Fund								-
TOTAL	\$	- \$ 200,000	\$	- \$	- \$	- \$	- \$	200,000

CITY OF JACKSONVILLE, FLORIDA

PROJECT TITLE:
Bob Hayes Sports Complex Lighting

DEPARTMENT:
Parks and Recreation

PROGRAM:
Parks

CIE REQUIREMENT:
No

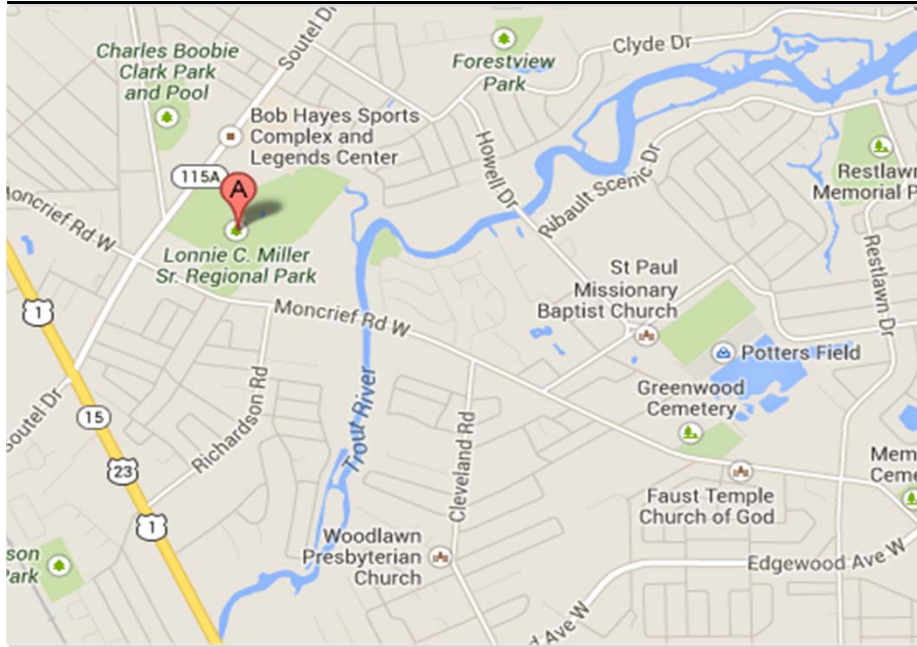
PROJECT START DATE:
January 2014

DISTRICT:
10

PROJECT PHASE:
Design/Construction

PROJECT COMPLETION DATE:
October 2014

PROJECT NUMBER:
PR0469 05



Project Description:

Project includes the installation of energy efficient field lighting.

Operating Budget Impact:

There is an estimated impact of \$10,000 annually.

<u>Expenditures by Funding Source</u>	<u>Prior Yrs</u>	<u>FY 13-14</u>	<u>FY 14-15</u>	<u>FY 15-16</u>	<u>FY 16-17</u>	<u>FY 17-18</u>	<u>Beyond 5th</u>	<u>Total Est Cost</u>
	<u>Funding</u>							
Banking Fund / Debt Proceeds								-
Pay-Go								-
Interest Earnings								-
Transfer Between Projects		300,000						300,000
Contribution from Private Source								-
Grant / Trust Fund								-
TOTAL	\$	- \$ 300,000	\$	- \$	- \$	- \$	- \$	300,000

CITY OF JACKSONVILLE, FLORIDA

PROJECT TITLE:
Sheffield Park Phase II

DEPARTMENT:
Parks and Recreation

PROGRAM:
Parks

CIE REQUIREMENT:
No

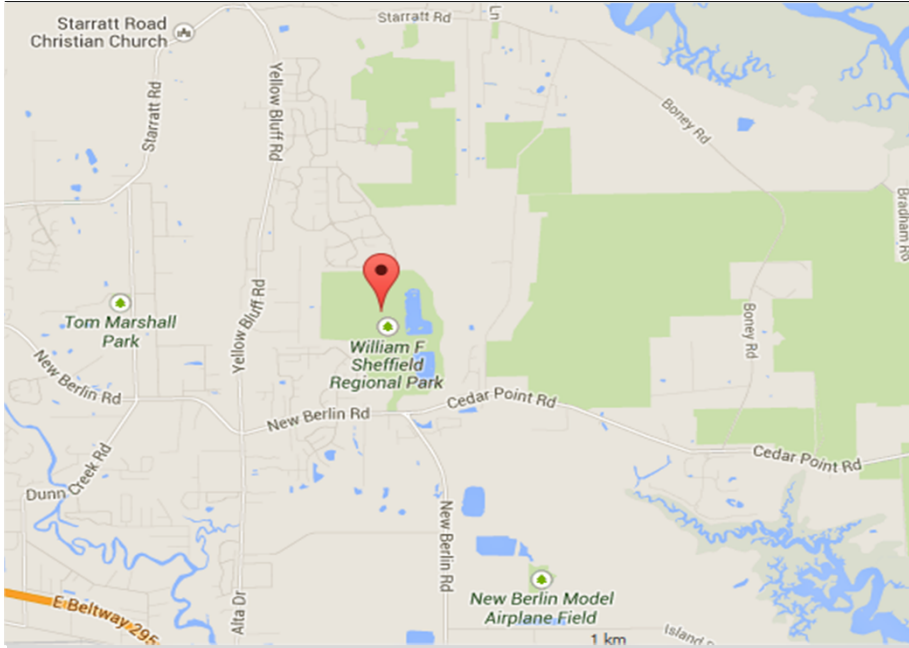
PROJECT START DATE:
January 2014

DISTRICT:
11

PROJECT PHASE:
Design/Construction

PROJECT COMPLETION DATE:
December 2014

PROJECT NUMBER:
PR0381 02



Project Description:

Project includes the design & construction of four additional football/soccer fields, parking spaces and required retention ponds.

Operating Budget Impact:

There is no impact on the operating budget.

<u>Expenditures by Funding Source</u>	<u>Prior Yrs</u>	<u>FY 13-14</u>	<u>FY 14-15</u>	<u>FY 15-16</u>	<u>FY 16-17</u>	<u>FY 17-18</u>	<u>Beyond 5th</u>	<u>Total Est Cost</u>
	<u>Funding</u>							
Banking Fund / Debt Proceeds								-
Pay-Go								-
Interest Earnings								-
Transfer Between Projects		750,000						750,000
Contribution from Private Source								-
Grant / Trust Fund								-
TOTAL	\$	- \$ 750,000	\$	- \$	- \$	- \$	- \$	750,000

CITY OF JACKSONVILLE, FLORIDA

PROJECT TITLE:
Saratoga Park - Pond Dredge

DEPARTMENT:
Parks and Recreation

PROGRAM:
Parks

CIE REQUIREMENT:
No

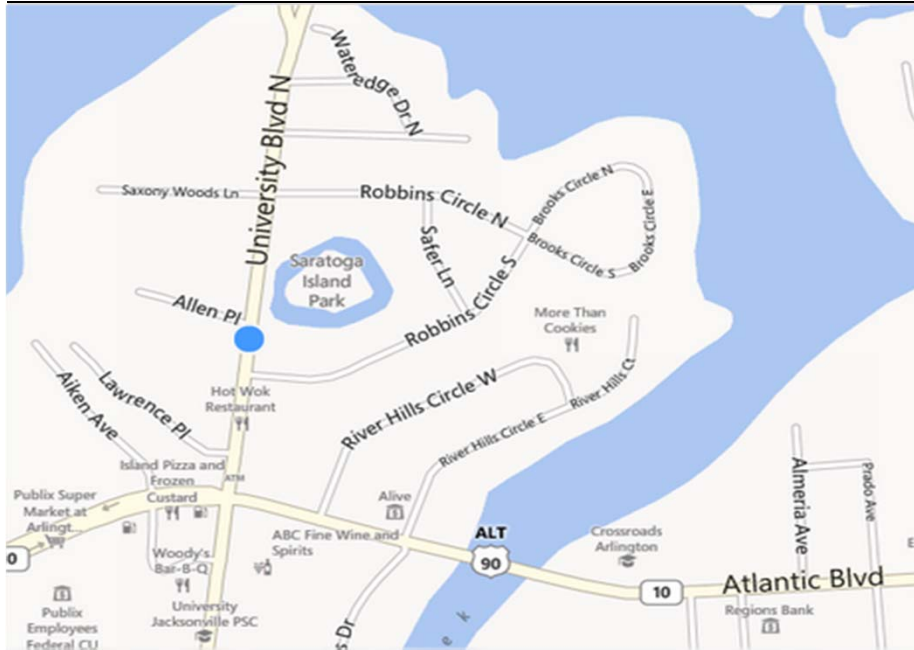
PROJECT START DATE:
December 2013

DISTRICT:
2

PROJECT PHASE:
Design/Construction

PROJECT COMPLETION DATE:
September 2014

PROJECT NUMBER:
PR0433 02



Project Description:

Project will dredge the water way channel to provide better boater access. The life expectancy for this dredge is approximately 15 years, dependent upon boater traffic.

Operating Budget Impact:

The department does not foresee any additional impact to its operating budget.

<u>Expenditures by Funding Source</u>	<u>Prior Yrs Funding</u>	<u>FY 13-14</u>	<u>FY 14-15</u>	<u>FY 15-16</u>	<u>FY 16-17</u>	<u>FY 17-18</u>	<u>Beyond 5th</u>	<u>Total Est Cost</u>
Banking Fund / Debt Proceeds								-
Pay-Go								-
Interest Earnings								
Transfer Between Projects		200,000						200,000
Contribution from Private Source		.						-
Grant / Trust Fund								-
TOTAL	\$ -	\$ 200,000	\$ -	\$ -	\$ -	\$ -	\$ -	\$ 200,000

CITY OF JACKSONVILLE, FLORIDA

PROJECT TITLE:
Lonnie Miller Waterpark

DEPARTMENT:
Parks and Recreation

PROGRAM:
Parks

CIE REQUIREMENT:
Yes

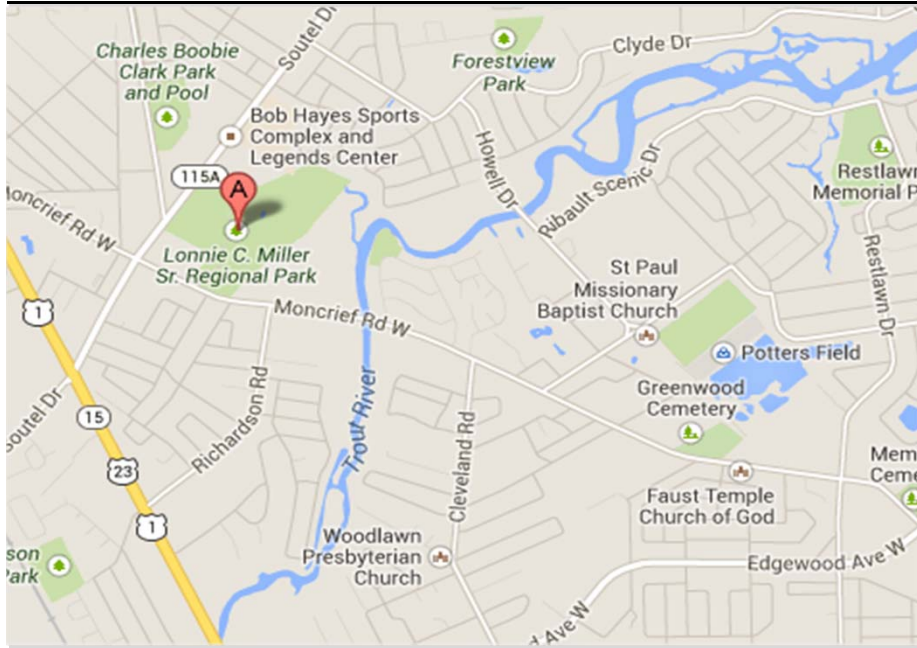
PROJECT START DATE:
October 2013

DISTRICT:
10

PROJECT PHASE:
Design/Construction

PROJECT COMPLETION DATE:
July 2014

PROJECT NUMBER:
PR0215 TBD



Project Description:

Project will add a waterpark in the Lonnie Miller regional Park. This includes an interactive water playground, twisting slides, a lazy river a, pavilions, an amphitheater, concession areas and restrooms. The waterpark would be staffed with city employees.

Operating Budget Impact:

There is an estimated impact of \$412,947 annually including utilities and personnel costs (\$257,102 in salaries and benefits, \$93,000 in utilities and operating supplies, \$32,845 in website and marketing, \$30,000 in concession supplies).

Expenditures by Funding Source	Prior Yrs Funding	FY 13-14	FY 14-15	FY 15-16	FY 16-17	FY 17-18	Beyond 5th	Total Est Cost
Banking Fund / Debt Proceeds							4,000,000	4,000,000
Pay-Go								-
Interest Earnings								-
Transfer Between Projects								-
Contribution from Private Source								-
Grant / Trust Fund								-
TOTAL	\$	- \$	- \$	- \$	- \$	- \$	- \$	\$ 4,000,000
								\$ 4,000,000

CITY OF JACKSONVILLE, FLORIDA

PROJECT TITLE:
Yellow Water Trailhead
Development

DEPARTMENT:
Parks and Recreation

PROGRAM:
Parks

CIE REQUIREMENT:
No

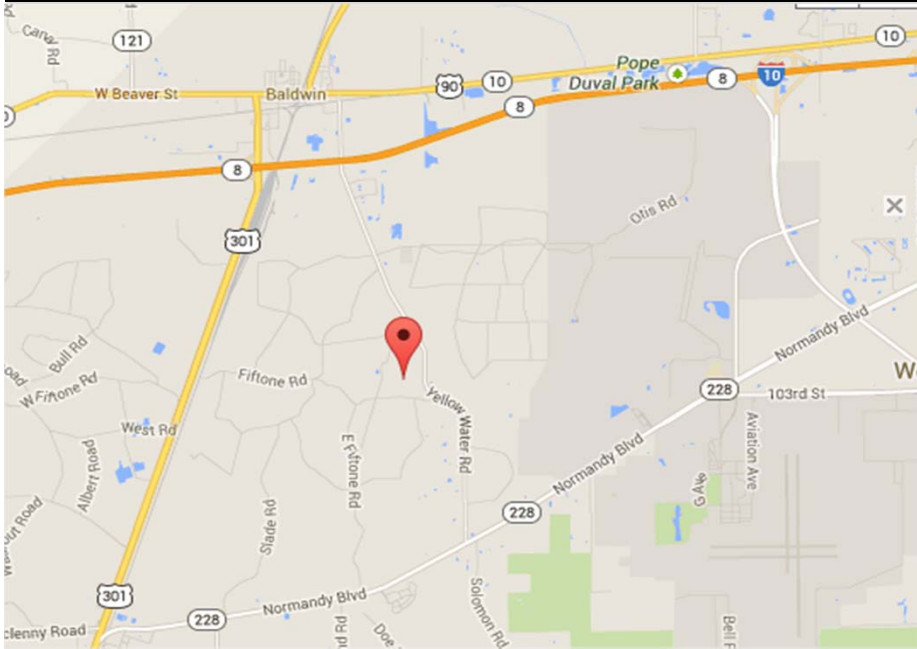
PROJECT START DATE:
January 2014

DISTRICT:
11

PROJECT PHASE:
Design/Construction

PROJECT COMPLETION DATE:
September 2014

PROJECT NUMBER:
PR0394 04



Project Description:

Entrance sign, parking lot, picnic pavilion, bike rack, nature trail and interpretive signage as well as upland and wetland restoration are required at both the Corwith-Davis and Peterson properties. Corwith-Davis requirements also include a dog park and trail connection to adjacent Loblolly Park .

Operating Budget Impact:

There is no impact on the operating budget.

<u>Expenditures by Funding Source</u>	<u>Prior Yrs</u>	<u>FY 13-14</u>	<u>FY 14-15</u>	<u>FY 15-16</u>	<u>FY 16-17</u>	<u>FY 17-18</u>	<u>Beyond 5th</u>	<u>Total Est Cost</u>
	<u>Funding</u>							
Banking Fund / Debt Proceeds								-
Pay-Go								-
Interest Earnings								-
Transfer Between Projects								-
Contribution from Private Source								-
Grant / Trust Fund		1,389,245						1,389,245
TOTAL	\$	- \$ 1,389,245	\$	-	\$	-	\$	- \$ 1,389,245

CITY OF JACKSONVILLE, FLORIDA

PROJECT TITLE:
Reddie Point Preserve Pavilion

DEPARTMENT:
Parks and Recreation

PROGRAM:
Parks

CIE REQUIREMENT:
No

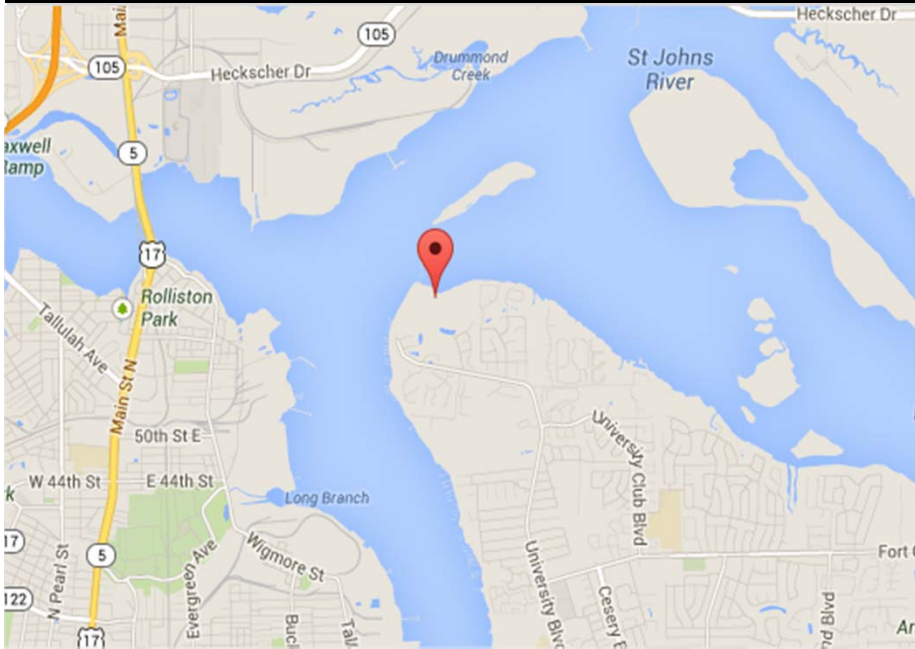
PROJECT START DATE:
January 2014

DISTRICT:
1

PROJECT PHASE:
Design/Construction

PROJECT COMPLETION DATE:
September 2014

PROJECT NUMBER:
PR0289 05



Project Description:
Construct one picnic pavilion near existing fishing pier.

Operating Budget Impact:
There is no impact on the operating budget.

<u>Expenditures by Funding Source</u>	<u>Prior Yrs</u>	<u>FY 13-14</u>	<u>FY 14-15</u>	<u>FY 15-16</u>	<u>FY 16-17</u>	<u>FY 17-18</u>	<u>Beyond 5th</u>	<u>Total Est Cost</u>
	<u>Funding</u>							
Banking Fund / Debt Proceeds								-
Pay-Go								-
Interest Earnings								-
Transfer Between Projects								-
Contribution from Private Source								-
Grant / Trust Fund		121,550						121,550
TOTAL	\$	- \$	\$	- \$	- \$	- \$	- \$	\$ 121,550

CITY OF JACKSONVILLE, FLORIDA

PROJECT TITLE:
Beach and Peach Urban Park - Dog
Park, Fishing Pier, etc.

DEPARTMENT:
Parks and Recreation

PROGRAM:
Parks

CIE REQUIREMENT:
No

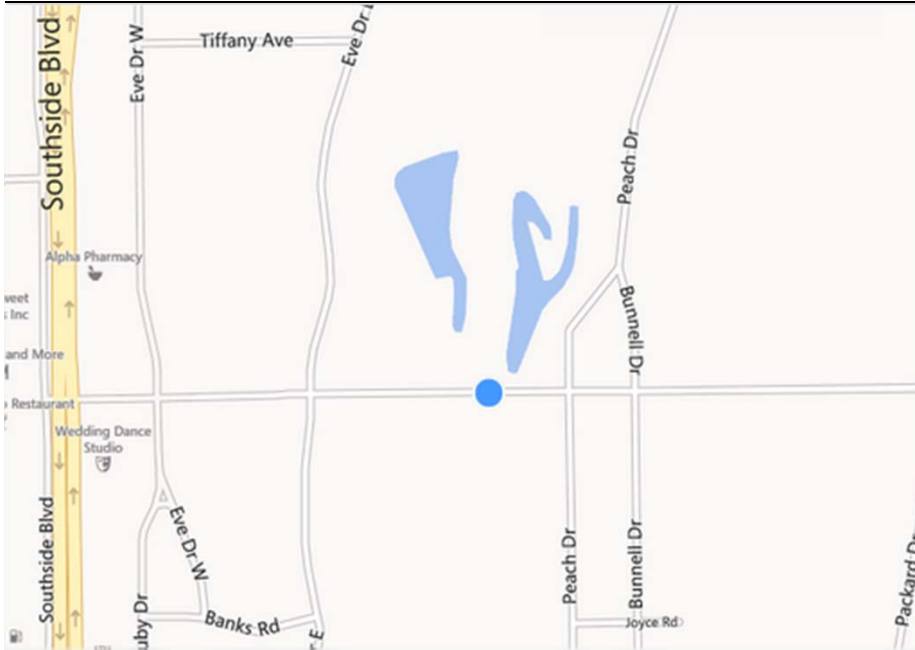
PROJECT START DATE:
January 2014

DISTRICT:
4

PROJECT PHASE:
Design/Construction

PROJECT COMPLETION DATE:
October 2014

PROJECT NUMBER:
PR0379 02



Project Description:
Construct a fishing platform, dog park, interpretive signs and complete the upland restoration requirements.

Operating Budget Impact:
There is no impact on the operating budget.

<u>Expenditures by Funding Source</u>	<u>Prior Yrs</u>	<u>FY 13-14</u>	<u>FY 14-15</u>	<u>FY 15-16</u>	<u>FY 16-17</u>	<u>FY 17-18</u>	<u>Beyond 5th</u>	<u>Total Est Cost</u>
	<u>Funding</u>							
Banking Fund / Debt Proceeds								-
Pay-Go								-
Interest Earnings								-
Transfer Between Projects								-
Contribution from Private Source								-
Grant / Trust Fund		293,865						293,865
TOTAL	\$	- \$	\$ 293,865	\$	- \$	- \$	- \$	\$ 293,865

CITY OF JACKSONVILLE, FLORIDA

PROJECT TITLE:
Baldwin Rail Trail Uplands, Trails,
Etc.

DEPARTMENT:
Parks and Recreation

PROGRAM:
Parks

CIE REQUIREMENT:
Yes

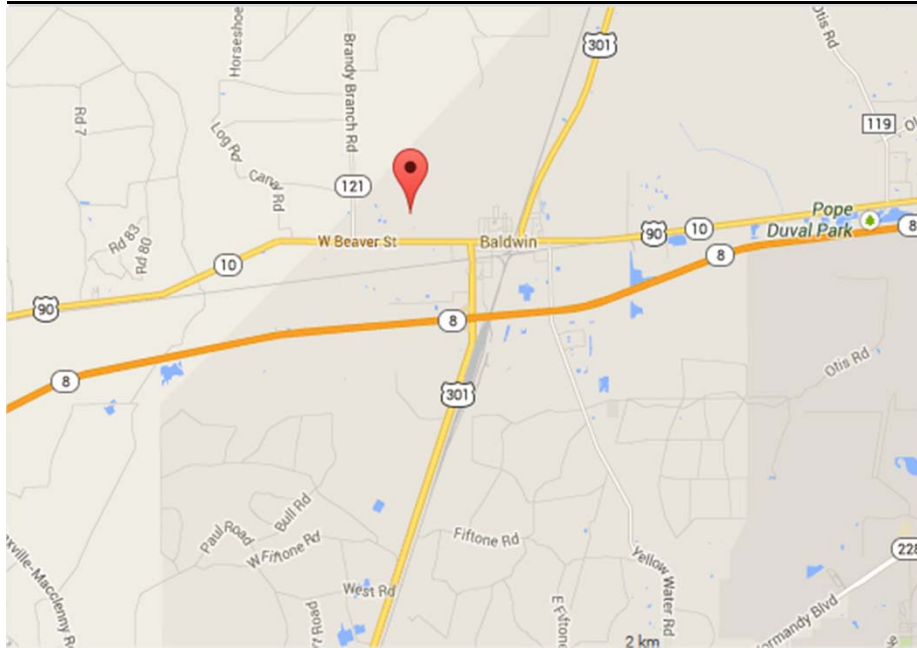
PROJECT START DATE:
January 2014

DISTRICT:
11

PROJECT PHASE:
Design/Construction

PROJECT COMPLETION DATE:
October 2014

PROJECT NUMBER:
PR0152 02



Project Description:

Construct horse trailer parking, picnic pavilion, multi-use trail, volleyball court, horseshoe pits and bike rack on the Forbess-Walker property. Money is already dedicated to Livestock Farm which will cover FCT requirements (picnic pavilion and bike rack). Also involves restoration of 120 acres of pasture land.

Operating Budget Impact:

There is no impact on the operating budget.

Expenditures by Funding Source	Prior Yrs Funding	FY 13-14	FY 14-15	FY 15-16	FY 16-17	FY 17-18	Beyond 5th	Total Est Cost
Banking Fund / Debt Proceeds								-
Pay-Go								-
Interest Earnings								-
Transfer Between Projects								-
Contribution from Private Source								-
Grant / Trust Fund		136,279						136,279
TOTAL	\$ -	\$ 136,279	\$ -	\$ -	\$ -	\$ -	\$ -	\$ 136,279

CITY OF JACKSONVILLE, FLORIDA

PROJECT TITLE:
McGirts Creek Park Trails, Parking,
Etc.

DEPARTMENT:
Parks and Recreation

PROGRAM:
Parks

CIE REQUIREMENT:
Yes

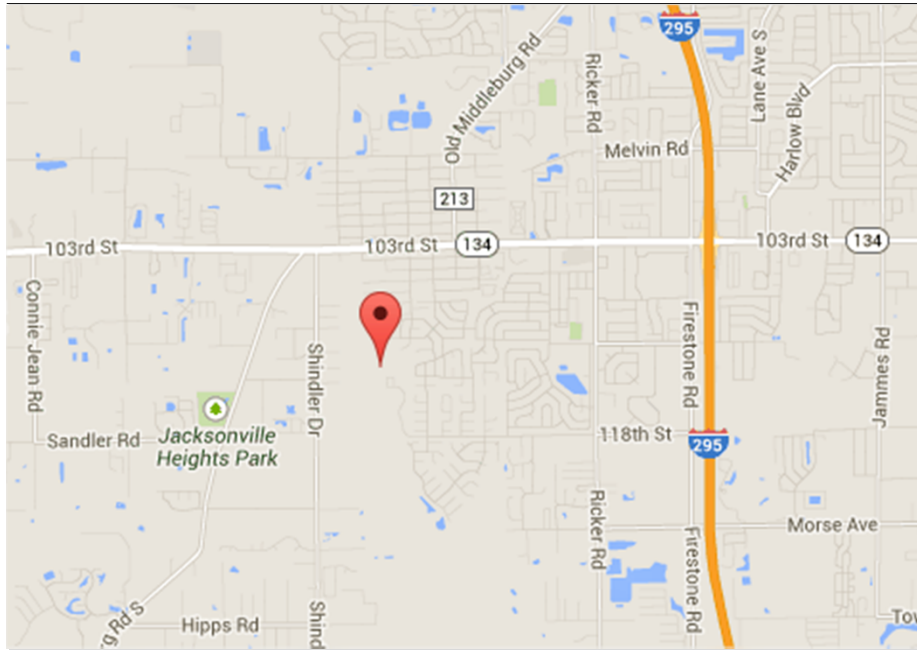
PROJECT START DATE:
January 2014

DISTRICT:
12

PROJECT PHASE:
Design/Construction

PROJECT COMPLETION DATE:
October 2014

PROJECT NUMBER:
PR0231 06



Project Description:

Construct a nature trail, multi-use play field, observation platforms overlooking the creek, exercise trails, horseshoe pits, interpretive signage and bike rack. Upland/wetland restoration is also required which will be accomplished in coordination with U. S. Fish and Wildlife Service.

Operating Budget Impact:

There is no impact on the operating budget.

<u>Expenditures by Funding Source</u>	<u>Prior Yrs</u>	<u>FY 13-14</u>	<u>FY 14-15</u>	<u>FY 15-16</u>	<u>FY 16-17</u>	<u>FY 17-18</u>	<u>Beyond 5th</u>	<u>Total Est Cost</u>
	<u>Funding</u>							
Banking Fund / Debt Proceeds								-
Pay-Go								-
Interest Earnings								-
Transfer Between Projects								-
Contribution from Private Source								-
Grant / Trust Fund		307,164						307,164
TOTAL	\$	\$ 307,164	\$	\$	\$	\$	\$	\$ 307,164

CITY OF JACKSONVILLE, FLORIDA

PROJECT TITLE:
Cedar Point Preserve Trail, Parking,
Etc.

DEPARTMENT:
Parks and Recreation

PROGRAM:
Parks

CIE REQUIREMENT:
Yes

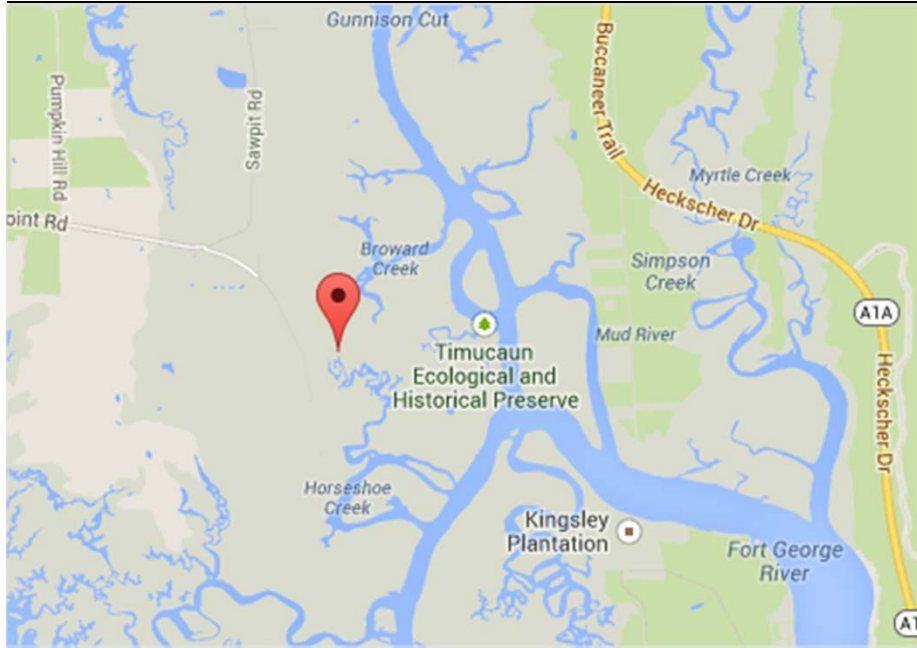
PROJECT START DATE:
January 2014

DISTRICT:
11

PROJECT PHASE:
Design/Construction

PROJECT COMPLETION DATE:
October 2014

PROJECT NUMBER:
PR0023 03



Project Description:

Construct a parking lot, nature trail with boardwalk to cross a wetland area, small picnic shelter, horseshoe pits, and interpretive sign on the Phase II property. A boardwalk bridge crossing a tidal creek that will connect Phase I to National Park Service (NPS) property is also required but will be paid by NPS.

Operating Budget Impact:

There is no impact on the operating budget.

<u>Expenditures by Funding Source</u>	<u>Prior Yrs</u>	<u>FY 13-14</u>	<u>FY 14-15</u>	<u>FY 15-16</u>	<u>FY 16-17</u>	<u>FY 17-18</u>	<u>Beyond 5th</u>	<u>Total Est Cost</u>
	<u>Funding</u>							
Banking Fund / Debt Proceeds								-
Pay-Go								-
Interest Earnings								-
Transfer Between Projects								-
Contribution from Private Source								-
Grant / Trust Fund		394,108						394,108
TOTAL	\$	- \$ 394,108	\$	- \$	- \$	- \$	- \$	\$ 394,108

CITY OF JACKSONVILLE, FLORIDA

PROJECT TITLE:
Huguenot Park Fishing Platform,
ADA Parking, Etc

DEPARTMENT:
Parks and Recreation

PROGRAM:
Parks

CIE REQUIREMENT:
Yes

PROJECT START DATE:
January 2014

DISTRICT:
11

PROJECT PHASE:
Design/Construction

PROJECT COMPLETION DATE:
October 2014

PROJECT NUMBER:
PR0443 02



Project Description:
Construct a fishing platform along Haulover Creek, picnic tables, horseshoe pits, bike rack and interpretive signage.

Operating Budget Impact:
There is no impact on the operating budget.

<u>Expenditures by Funding Source</u>	<u>Prior Yrs</u>	<u>FY 13-14</u>	<u>FY 14-15</u>	<u>FY 15-16</u>	<u>FY 16-17</u>	<u>FY 17-18</u>	<u>Beyond 5th</u>	<u>Total Est Cost</u>
	<u>Funding</u>							
Banking Fund / Debt Proceeds								-
Pay-Go								-
Interest Earnings								-
Transfer Between Projects								-
Contribution from Private Source								-
Grant / Trust Fund		44,759						44,759
TOTAL	\$	- \$	44,759 \$	- \$	- \$	- \$	- \$	44,759

CITY OF JACKSONVILLE, FLORIDA

PROJECT TITLE:
Palmetto Leaves Regional Park -
Boardwalk and Nature Trail

DEPARTMENT:
Parks and Recreation

PROGRAM:
Parks

CIE REQUIREMENT:
Yes

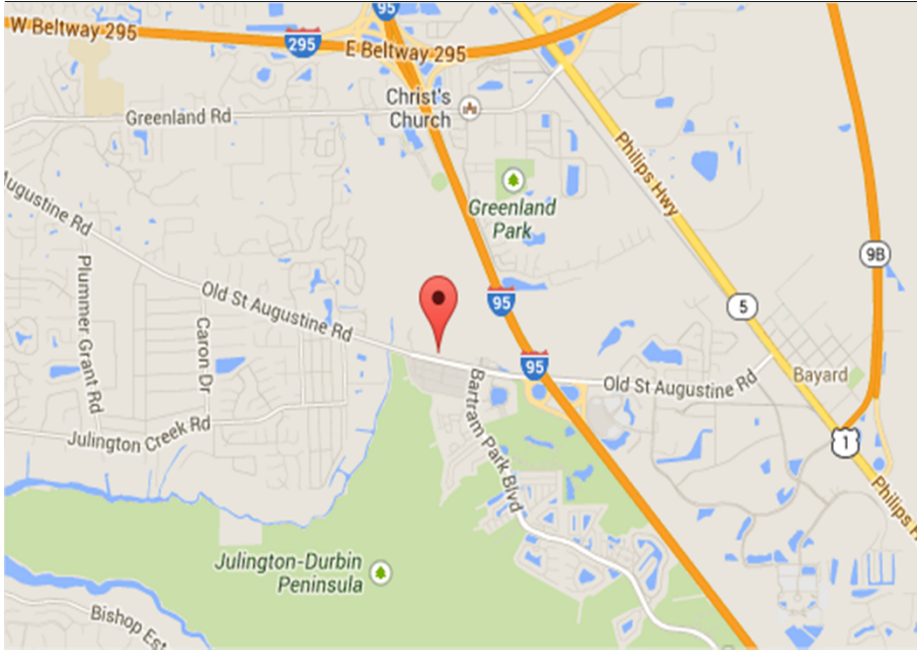
PROJECT START DATE:
January 2014

DISTRICT:
6

PROJECT PHASE:
Design/Construction

PROJECT COMPLETION DATE:
October 2014

PROJECT NUMBER:
PR0554 03



Project Description:

Construct a nature trail with 500 foot boardwalk and interpretive signage.

Operating Budget Impact:

There is no impact on the operating budget.

Expenditures by Funding Source	Prior Yrs Funding	FY 13-14	FY 14-15	FY 15-16	FY 16-17	FY 17-18	Beyond 5th	Total Est Cost
Banking Fund / Debt Proceeds								-
Pay-Go								-
Interest Earnings								-
Transfer Between Projects								-
Contribution from Private Source								-
Grant / Trust Fund		92,235						92,235
TOTAL	\$ -	\$ 92,235	\$ -	\$ -	\$ -	\$ -	\$ -	\$ 92,235

CITY OF JACKSONVILLE, FLORIDA

PROJECT TITLE:
Losco Regional Park - Boardwalk
and Trails

DEPARTMENT:
Parks and Recreation

PROGRAM:
Parks

CIE REQUIREMENT:
Yes

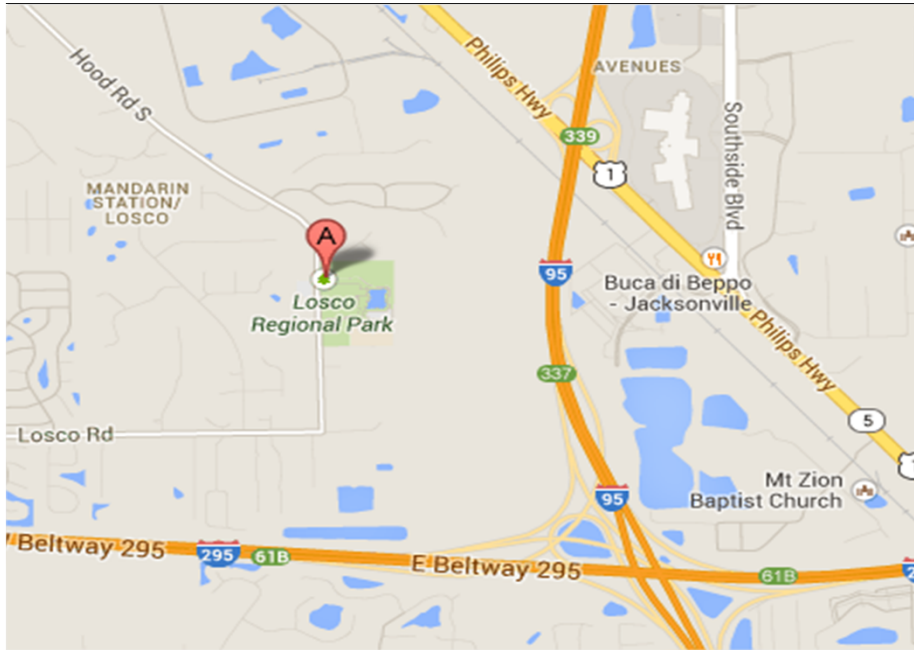
PROJECT START DATE:
December 2013

DISTRICT:
5

PROJECT PHASE:
Design/Construction

PROJECT COMPLETION DATE:
July 2014

PROJECT NUMBER:
PR0622 01



Project Description:

Project includes the development of a natural walking trail through the nature preserve. The walking trail will be approximately two (2) miles in length, beginning at one of the park's ballfields.

Operating Budget Impact:

The department does not foresee any additional impact to its operating budget.

<u>Expenditures by Funding Source</u>	<u>Prior Yrs Funding</u>	<u>FY 13-14</u>	<u>FY 14-15</u>	<u>FY 15-16</u>	<u>FY 16-17</u>	<u>FY 17-18</u>	<u>Beyond 5th</u>	<u>Total Est Cost</u>
Banking Fund / Debt Proceeds								-
Pay-Go								-
Interest Earnings								
Transfer Between Projects								-
Contribution from Private Source								-
Grant / Trust Fund		150,000						150,000
TOTAL	\$ -	\$ 150,000	\$ -	\$ -	\$ -	\$ -	\$ -	\$ 150,000

CITY OF JACKSONVILLE, FLORIDA

PROJECT TITLE:
St. Johns River Bulkhead
Assessment & Restoration -
Countywide

DEPARTMENT:
Public Works

PROGRAM:
Environment / Quality of Life

CIE REQUIREMENT:
No

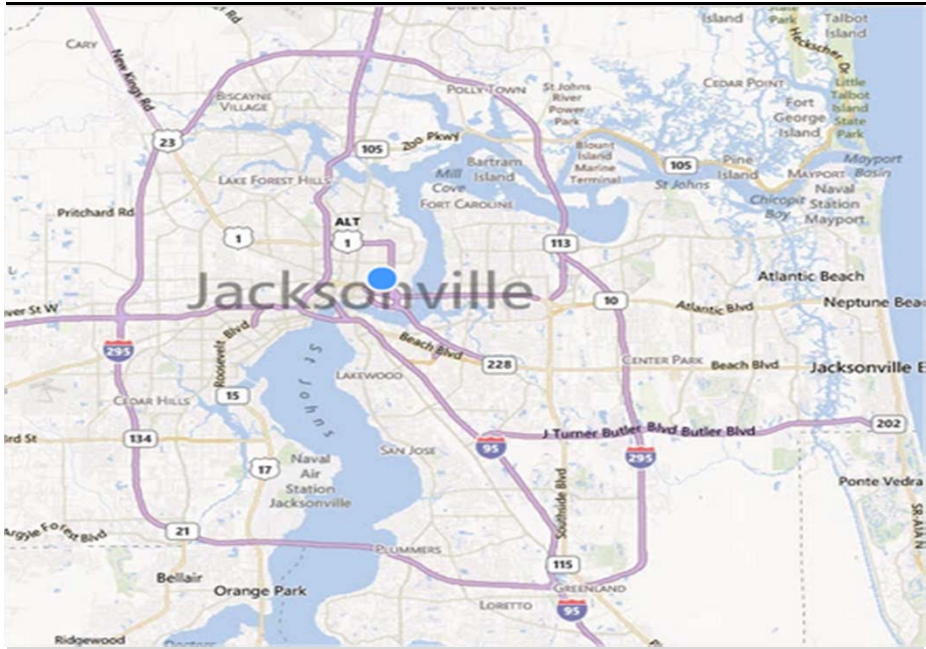
PROJECT START DATE:
October 2007

DISTRICT:
All

PROJECT PHASE:
Construction

PROJECT COMPLETION DATE:
Ongoing

PROJECT NUMBER:
PW0549 03



Project Description:

This funds inspection/repair/replacement of the City's countywide bulkhead assets. Previous years' funding has been utilized to inventory and assess 557 Structures throughout Jacksonville. They have been assessed as Excellent-Good-Poor-Failure conditions to allow for a prioritization of improvement. Previous years' allocations have also funded the repair/replacement of the highest priority structures (those identified as Failure & Poor condition - 86 Structures) and continual funding supports "ongoing" inspections in order to update the project prioritization list and address the next group of highest priority structures.

Operating Budget Impact:

Extending bulkhead life and/or replacement of deteriorated bulkheads will reduce on-going maintenance costs and eliminate potential liabilities assigned to the City. Future years' funding will be required to continue the effort of maintaining the City's bulkhead infrastructure.

<u>Expenditures by Funding Source</u>	<u>Prior Yrs</u>	<u>FY 13-14</u>	<u>FY 14-15</u>	<u>FY 15-16</u>	<u>FY 16-17</u>	<u>FY 17-18</u>	<u>Beyond 5th</u>	<u>Total Est Cost</u>
	<u>Funding</u>							
Banking Fund / Debt Proceeds	6,800,000		3,000,000	2,000,000	2,000,000	2,000,000	13,000,000	28,800,000
Pay-Go								-
Interest Earnings								-
Transfer Between Projects								-
Contribution from Private Source								-
Grant / Trust Fund								-
TOTAL	\$ 6,800,000	\$ -	\$ 3,000,000	\$ 2,000,000	\$ 2,000,000	\$ 2,000,000	\$ 13,000,000	\$ 28,800,000

CITY OF JACKSONVILLE, FLORIDA

PROJECT TITLE:
Facilities Capital Maintenance- Gov't

DEPARTMENT:
Public Works

PROGRAM:
Government Facilities

CIE REQUIREMENT:
No

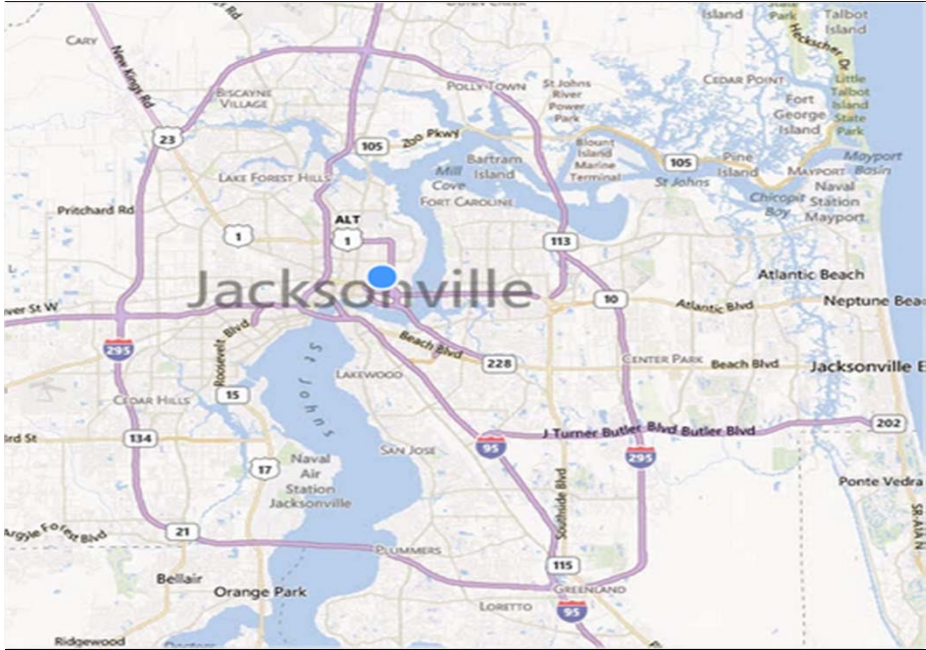
PROJECT START DATE:
October 2013

DISTRICT:
All

PROJECT PHASE:
Construction

PROJECT COMPLETION DATE:
Ongoing

PROJECT NUMBER:
PW0677 01



Project Description:

This is for funding for City wide replacement of material/equipment and general capital projects less than \$100,000, in City owned or leased facilities that is not part of Plant Renewal.

Operating Budget Impact:

There is no estimated impact to the operating budget.

<u>Expenditures by Funding Source</u>	<u>Prior Yrs</u>							<u>Total Est Cost</u>
	<u>Funding</u>	<u>FY 13-14</u>	<u>FY 14-15</u>	<u>FY 15-16</u>	<u>FY 16-17</u>	<u>FY 17-18</u>	<u>Beyond 5th</u>	
Banking Fund / Debt Proceeds	21,831,764		1,100,000	1,100,000	1,100,000	1,100,000	1,100,000	27,331,764
Pay-Go	4,425,224	1,168,000						5,593,224
Interest Earnings								-
Transfer Between Projects								-
Contribution from Private Source								-
Grant / Trust Fund								-
TOTAL	\$ 26,256,988	\$ 1,168,000	\$ 1,100,000	\$ 1,100,000	\$ 1,100,000	\$ 1,100,000	\$ 1,100,000	\$ 32,924,988

CITY OF JACKSONVILLE, FLORIDA

PROJECT TITLE:
Police Memorial Bldg. - Fire Alarm
Repair

DEPARTMENT:
Public Works

PROGRAM:
Government Facilities

CIE REQUIREMENT:
No

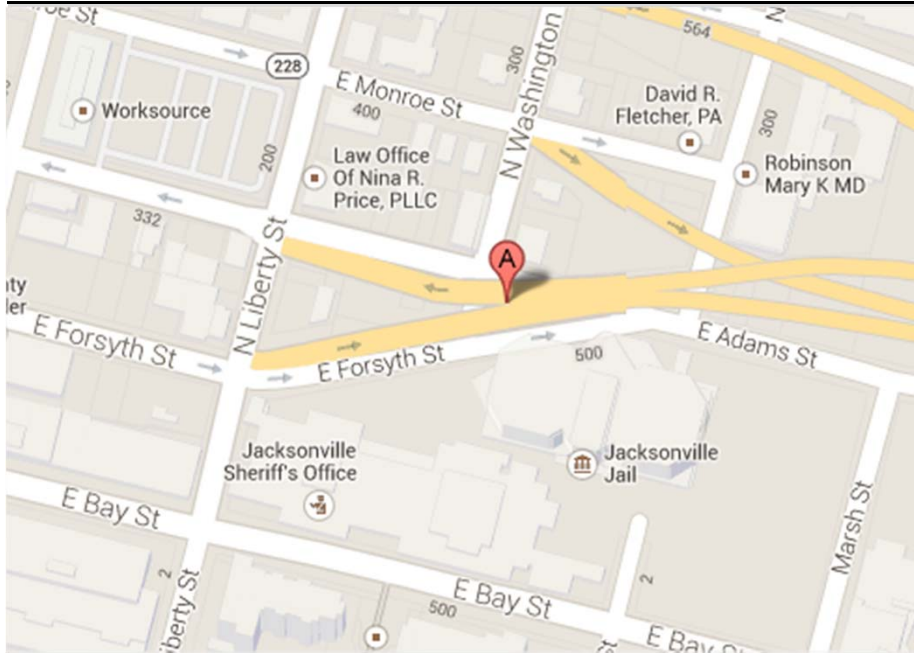
PROJECT START DATE:
December 2013

DISTRICT:
7

PROJECT PHASE:
Construction

PROJECT COMPLETION DATE:
June 2014

PROJECT NUMBER:
03



Project Description:

Renovate and repair existing fire alarm system to correct inoperable areas and present fire code deficiencies.

Operating Budget Impact:

One time project will not require future year's funding. Will reduce future years maintenance costs of repair.

<u>Expenditures by Funding Source</u>	<u>Prior Yrs</u>	<u>FY 13-14</u>	<u>FY 14-15</u>	<u>FY 15-16</u>	<u>FY 16-17</u>	<u>FY 17-18</u>	<u>Beyond 5th</u>	<u>Total Est Cost</u>
	<u>Funding</u>							
Banking Fund / Debt Proceeds								-
Pay-Go		125,000						125,000
Interest Earnings								-
Transfer Between Projects								-
Contribution from Private Source								-
Grant / Trust Fund								-
TOTAL		\$ - \$ 125,000	\$ - \$	\$ - \$	\$ - \$	\$ - \$	\$ - \$	\$ 125,000

CITY OF JACKSONVILLE, FLORIDA

PROJECT TITLE:
Pre-Trial Detention Facility - Fire Alarm Repair

DEPARTMENT:
Public Works

PROGRAM:
Government Facilities

CIE REQUIREMENT:
No

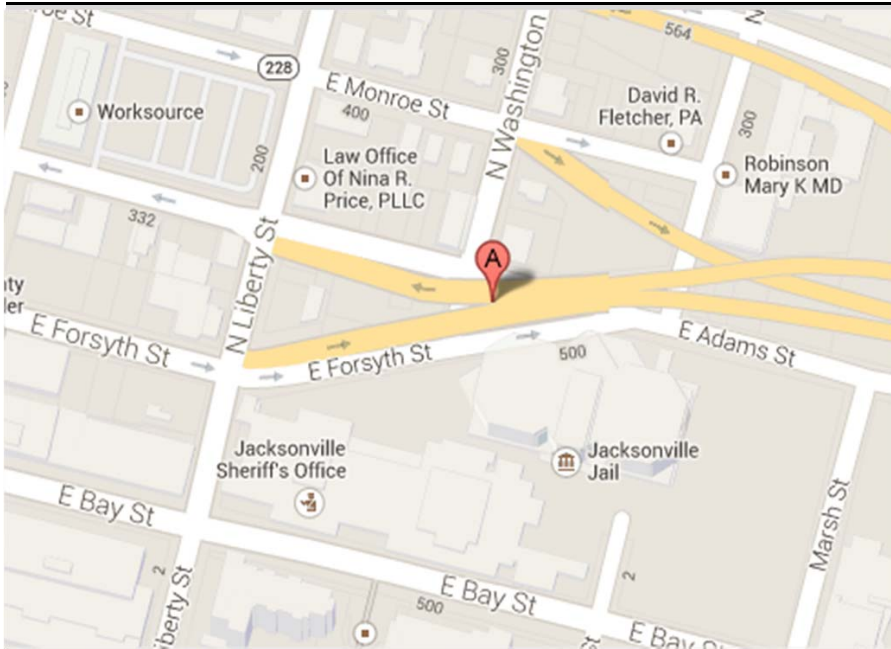
PROJECT START DATE:
December 2013

DISTRICT:
7

PROJECT PHASE:
Construction

PROJECT COMPLETION DATE:
June 2014

PROJECT NUMBER:
PW0565 04



Project Description:

Renovate and repair existing fire alarm system to correct inoperable areas and present fire code deficiencies.

Operating Budget Impact:

One time project will not require future year's funding. Will reduce future years maintenance costs of repair.

<u>Expenditures by Funding Source</u>	<u>Prior Yrs Funding</u>	<u>FY 13-14</u>	<u>FY 14-15</u>	<u>FY 15-16</u>	<u>FY 16-17</u>	<u>FY 17-18</u>	<u>Beyond 5th</u>	<u>Total Est Cost</u>
Banking Fund / Debt Proceeds								-
Pay-Go		300,000						300,000
Interest Earnings								-
Transfer Between Projects								-
Contribution from Private Source								-
Grant / Trust Fund								-
TOTAL	\$ -	\$ 300,000	\$ -	\$ -	\$ -	\$ -	\$ -	\$ 300,000

CITY OF JACKSONVILLE, FLORIDA

PROJECT TITLE:
Fire Museum - Renovation/Repair

DEPARTMENT:
Public Works

PROGRAM:
Government Facilities

CIE REQUIREMENT:
No

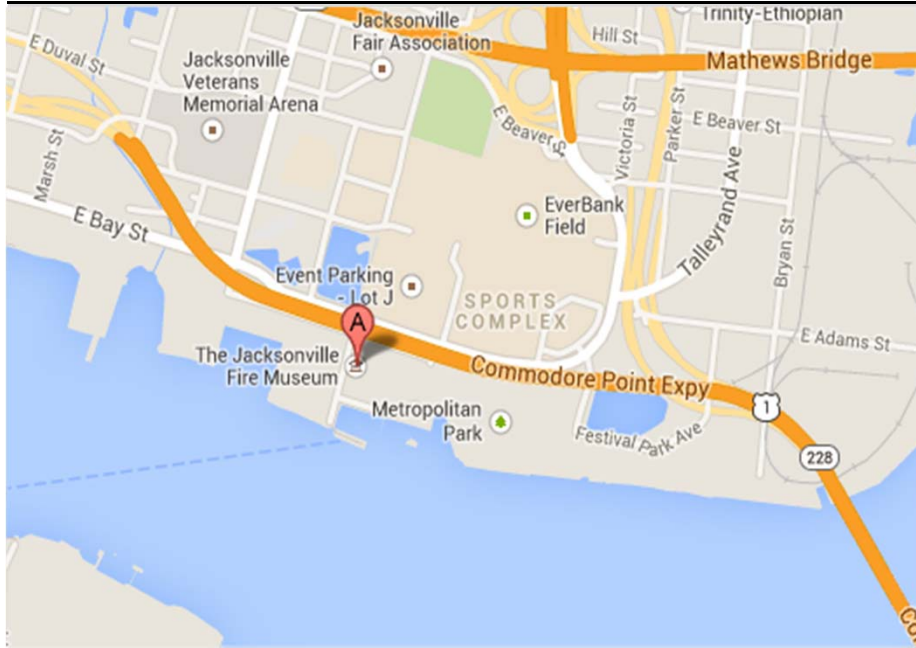
PROJECT START DATE:
October 2013

DISTRICT:
7

PROJECT PHASE:
Design/Construction

PROJECT COMPLETION DATE:
September 2014

PROJECT NUMBER:
PW0164 04



Project Description:

This project is to stop water intrusion and repair structural damage caused by termites and the severe water intrusion. This facility also has asbestos and lead paint problems that need to be addressed.

Operating Budget Impact:

One time project will not require future year's funding. Completing the repairs will reduce annual maintenance costs. If repairs are not addressed now, repair costs will escalate.

<u>Expenditures by Funding Source</u>	<u>Prior Yrs Funding</u>	<u>FY 13-14</u>	<u>FY 14-15</u>	<u>FY 15-16</u>	<u>FY 16-17</u>	<u>FY 17-18</u>	<u>Beyond 5th</u>	<u>Total Est Cost</u>
Banking Fund / Debt Proceeds								-
Pay-Go		600,000						600,000
Interest Earnings								-
Transfer Between Projects								-
Contribution from Private Source								-
Grant / Trust Fund								-
TOTAL	\$ -	\$ 600,000	\$ -	\$ -	\$ -	\$ -	\$ -	\$ 600,000

CITY OF JACKSONVILLE, FLORIDA

PROJECT TITLE:
Public Buildings Roofing -
Assessment

DEPARTMENT:
Public Works

PROGRAM:
Government Facilities

CIE REQUIREMENT:
No

PROJECT START DATE:
October 2013

DISTRICT:
All

PROJECT PHASE:
Project Development

PROJECT COMPLETION DATE:
February 2014

PROJECT NUMBER:
PW0033 02



Project Description:

A detailed city wide assessment of all COJ facility roof needs to be performed to determine condition, life expectancy, recommended actions to prolong life and priority of recommended improvements. The scope is to include attic investigation and energy saving opportunities. This will enable the PW Department to be able to extend the life of some rooves, plan and fund for new rooves prior to failures which damage other City property, and potentially save on energy costs.

Operating Budget Impact:

Extending roof life will save on large expenditures in future years. Being able to plan for major re-roofs will allow PW to provide a better budget estimate for future years. This project in itself will not require any future years funding.

<u>Expenditures by Funding Source</u>	<u>Prior Yrs Funding</u>	<u>FY 13-14</u>	<u>FY 14-15</u>	<u>FY 15-16</u>	<u>FY 16-17</u>	<u>FY 17-18</u>	<u>Beyond 5th</u>	<u>Total Est Cost</u>
Banking Fund / Debt Proceeds								-
Pay-Go		425,000						425,000
Interest Earnings								-
Transfer Between Projects								-
Contribution from Private Source								-
Grant / Trust Fund								-
TOTAL	\$ -	\$ 425,000	\$ -	\$ -	\$ -	\$ -	\$ -	\$ 425,000

CITY OF JACKSONVILLE, FLORIDA

PROJECT TITLE:
Community Transition Center - ADA
Compliance

DEPARTMENT:
Public Works

PROGRAM:
Government Facilities

CIE REQUIREMENT:
No

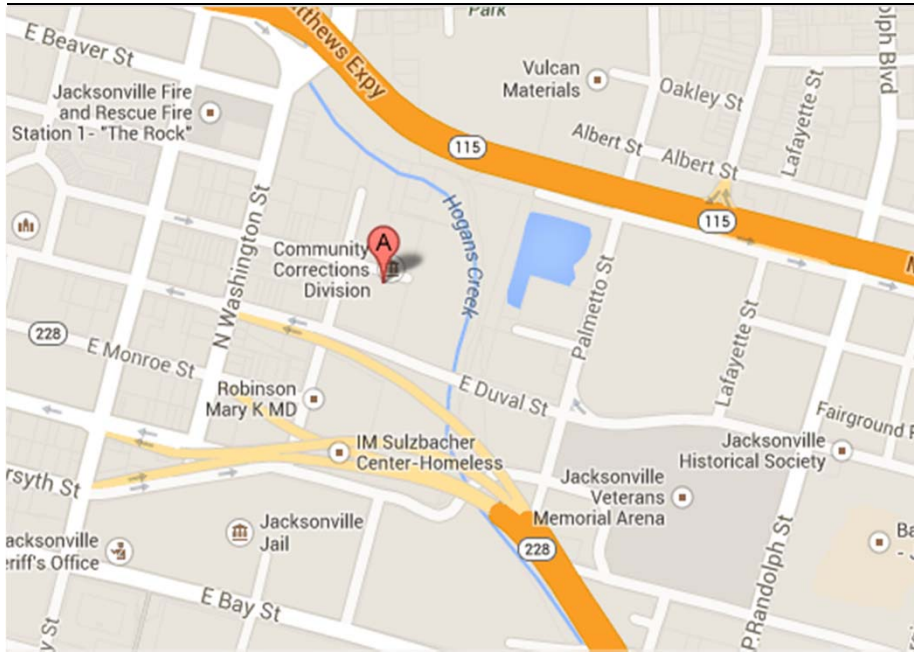
PROJECT START DATE:
October 2013

DISTRICT:
7

PROJECT PHASE:
Engineering/Design

PROJECT COMPLETION DATE:
August 2013

PROJECT NUMBER:
0 0



Project Description:

The Community Transition Center is a 300 bed facility located in downtown Jacksonville. It houses county sentenced male and female inmates participating in the Work Furlough and Substance Abuse Treatment programs and some county sentenced inmates assigned to the facility. This project will provide needed renovations to meet required ADA standards.

Operating Budget Impact:

One time project will not require future year's funding.

<u>Expenditures by Funding Source</u>	<u>Prior Yrs Funding</u>	<u>FY 13-14</u>	<u>FY 14-15</u>	<u>FY 15-16</u>	<u>FY 16-17</u>	<u>FY 17-18</u>	<u>Beyond 5th</u>	<u>Total Est Cost</u>
Banking Fund / Debt Proceeds								-
Pay-Go		382,000						382,000
Interest Earnings								-
Transfer Between Projects								-
Contribution from Private Source								-
Grant / Trust Fund								-
TOTAL	\$ -	\$ 382,000	\$ -	\$ -	\$ -	\$ -	\$ -	\$ 382,000

CITY OF JACKSONVILLE, FLORIDA

PROJECT TITLE:
Public Buildings Roofing -
Replacement and Repair

DEPARTMENT:
Public Works

PROGRAM:
Government Facilities

CIE REQUIREMENT:
No

PROJECT START DATE:
October 2014

DISTRICT:
All

PROJECT PHASE:
Construction

PROJECT COMPLETION DATE:
Continuous

PROJECT NUMBER:
PW0033 TBD



Project Description:

This project is proposed to provide yearly funding for roof replacement and major roof repair (greater than \$100K) as prioritized by the Public Buildings Roofing Assessment Project. In addition to roof replacement/repair will be energy saving upgrades where possible (i.e. adding additional insulation for the roof and possible HVAC system size reductions).

Operating Budget Impact:

In the past reroofing costs have been included in Plant Renewal, thus this is not an additional cost to the operating budget, just realigning to budget on a reoccurring basis.

<u>Expenditures by Funding Source</u>	<u>Prior Yrs</u>	<u>FY 13-14</u>	<u>FY 14-15</u>	<u>FY 15-16</u>	<u>FY 16-17</u>	<u>FY 17-18</u>	<u>Beyond 5th</u>	<u>Total Est Cost</u>
	<u>Funding</u>							
Banking Fund / Debt Proceeds			700,000	700,000	700,000	700,000		2,800,000
Pay-Go								-
Interest Earnings								-
Transfer Between Projects								-
Contribution from Private Source								-
Grant / Trust Fund								-
TOTAL	\$	- \$	\$ 700,000	\$ 700,000	\$ 700,000	\$ 700,000	\$ -	\$ 2,800,000

CITY OF JACKSONVILLE, FLORIDA

PROJECT TITLE:
Ed Ball Building - Elevator
Renovations

DEPARTMENT:
Public Works

PROGRAM:
Government Facilities

CIE REQUIREMENT:
No

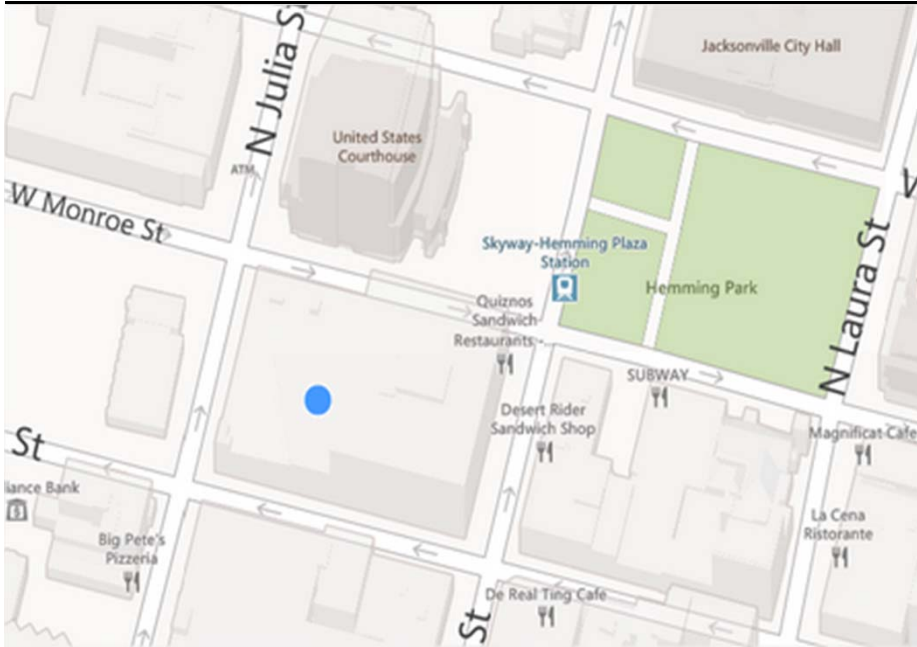
PROJECT START DATE:
October 2015

DISTRICT:
4

PROJECT PHASE:
Design/Construction

PROJECT COMPLETION DATE:
September 2016

PROJECT NUMBER:
PW0557 TBD



Project Description:

Upgrade the drive units for the five passenger elevators. Includes converting controls from relays to digital, converting from DC to energy efficient AC motors, new brakes, new cables and misc. other parts.

Operating Budget Impact:

One time project will not require future year's funding. Maintenance costs will reduce for future years. Units were manufactured in the 1960's, many parts are original equipment. Upgrading will provide better reliability and more energy efficient. Will meet today's Elevator, Fire Safety, and ADA codes.

<u>Expenditures by Funding Source</u>	<u>Prior Yrs</u>	<u>FY 13-14</u>	<u>FY 14-15</u>	<u>FY 15-16</u>	<u>FY 16-17</u>	<u>FY 17-18</u>	<u>Beyond 5th</u>	<u>Total Est Cost</u>
	<u>Funding</u>							
Banking Fund / Debt Proceeds				750,000				750,000
Pay-Go								-
Interest Earnings								-
Transfer Between Projects								-
Contribution from Private Source								-
Grant / Trust Fund								-
TOTAL		\$ -	\$ -	\$ 750,000	\$ -	\$ -	\$ -	\$ 750,000

CITY OF JACKSONVILLE, FLORIDA

PROJECT TITLE:
Ed Ball Building - Chillers, Cooling Tower and Water Tank

DEPARTMENT:
Public Works

PROGRAM:
Government Facilities

CIE REQUIREMENT:
No

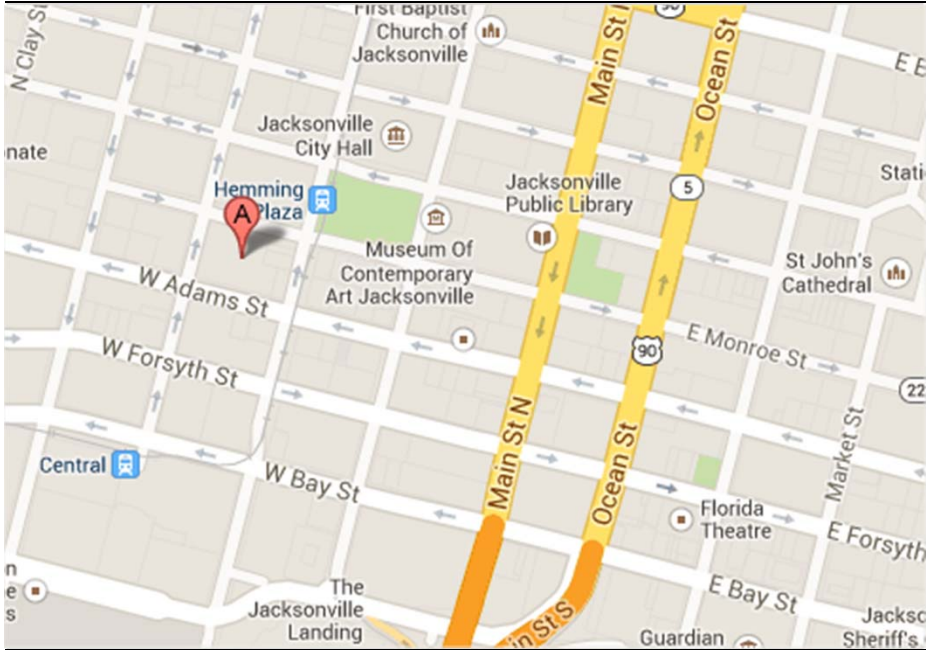
PROJECT START DATE:
October 2016

DISTRICT:
4

PROJECT PHASE:
Design/Construction

PROJECT COMPLETION DATE:
September 2017

PROJECT NUMBER:
PW0557 TBD



Project Description:

The project includes the replacement of two 600 ton chillers, cooling tower and domestic water tank on roof.

Operating Budget Impact:

One time project will not require future year's funding. Perform all three projects at the same time as large crane will be needed and can save on crane time, mobilization, and blocking streets.

<u>Expenditures by Funding Source</u>	<u>Prior Yrs Funding</u>	<u>FY 13-14</u>	<u>FY 14-15</u>	<u>FY 15-16</u>	<u>FY 16-17</u>	<u>FY 17-18</u>	<u>Beyond 5th</u>	<u>Total Est Cost</u>
Banking Fund / Debt Proceeds					1,500,000			1,500,000
Pay-Go								-
Interest Earnings								-
Transfer Between Projects								-
Contribution from Private Source								-
Grant / Trust Fund								-
TOTAL	\$ -	\$ -	\$ -	\$ -	\$ 1,500,000	\$ -	\$ -	\$ 1,500,000

CITY OF JACKSONVILLE, FLORIDA

PROJECT TITLE:
St. James Bldg - Misc. Bldg
Replacements

DEPARTMENT:
Public Works

PROGRAM:
Government Facilities

CIE REQUIREMENT:
No

PROJECT START DATE:
October 2015

DISTRICT:
4

PROJECT PHASE:
Design/Construction

PROJECT COMPLETION DATE:
September 2016

PROJECT NUMBER:
PW0186 TBD



Project Description:

Replacement of secondary chilled water pumps, fire alarm panel, and double pane windows that have lost seal.

Operating Budget Impact:

One time project will not require future year's funding.

Expenditures by Funding Source	Prior Yrs Funding	FY 13-14	FY 14-15	FY 15-16	FY 16-17	FY 17-18	Beyond 5th	Total Est Cost
Banking Fund / Debt Proceeds				120,000				120,000
Pay-Go								-
Interest Earnings								-
Transfer Between Projects								-
Contribution from Private Source								-
Grant / Trust Fund								-
TOTAL	\$	- \$	- \$	- \$	120,000 \$	- \$	- \$	120,000 \$

CITY OF JACKSONVILLE, FLORIDA

PROJECT TITLE:
ADA Compliance - Public Buildings

DEPARTMENT:
Public Works

PROGRAM:
Government Facilities

CIE REQUIREMENT:
No

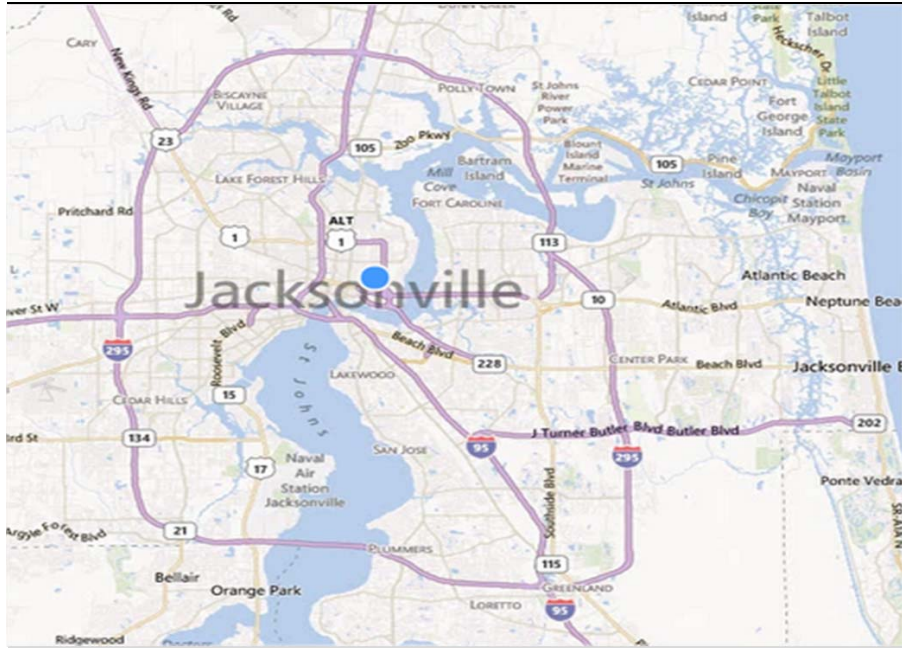
PROJECT START DATE:
October 2014

DISTRICT:
All

PROJECT PHASE:
Construction

PROJECT COMPLETION DATE:
September 2015

PROJECT NUMBER:
PW0755 01



Project Description:

This project is to provide ADA renovations to various city facilities as agreed in the settlement agreement with the US Department of Justice (DOJ). During the compliance review, DOJ reviewed 64 of the city's facilities. The agreement requires the city to correct deficiencies identified at the 64 facilities and requires the city to review and correct identified deficiencies at hundreds of additional facilities. The agreement will remain in effect for five years. DOJ will monitor the city's compliance with the agreement. The Public Works Department has also sought grant funding that may increase the total budget for this project during FY 14 and 15.

Operating Budget Impact:

There is no anticipated impact to the operating budget.

<u>Expenditures by Funding Source</u>	<u>Prior Yrs Funding</u>	<u>FY 13-14</u>	<u>FY 14-15</u>	<u>FY 15-16</u>	<u>FY 16-17</u>	<u>FY 17-18</u>	<u>Beyond 5th</u>	<u>Total Est Cost</u>
Banking Fund / Debt Proceeds	30,000	1,900,000	2,500,000					4,430,000
Pay-Go	470,000							470,000
Interest Earnings								-
Transfer Between Projects								-
Contribution from Private Source								-
Grant / Trust Fund								-
TOTAL	\$ 500,000	\$ 1,900,000	\$ 2,500,000	\$ -	\$ -	\$ -	\$ -	\$ 4,900,000

CITY OF JACKSONVILLE, FLORIDA

PROJECT TITLE:
Northbank Riverwalk and Bulkhead
Repair

DEPARTMENT:
Public Works

PROGRAM:
Parks

CIE REQUIREMENT:
No

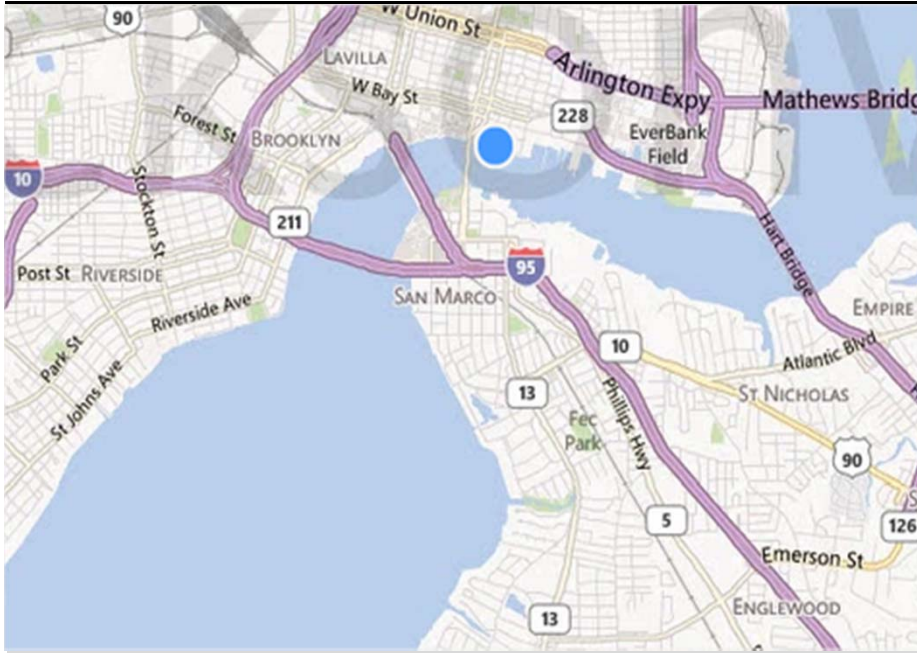
PROJECT START DATE:
Ongoing

DISTRICT:
4, 7 & 9

PROJECT PHASE:
Design/Construction

PROJECT COMPLETION DATE:
Ongoing

PROJECT NUMBER:
PW0076 01



Project Description:

Our continuous inspection of the Northbank Riverwalk (previously in 2006 and recently in 2010) indicates a need to begin phasing the entire replacement of the bulkhead. There is approximately 7,070 linear feet of bulkhead (including 1,400 linear feet at Met Park) and it is estimated that the complete replacement cost will be approximately \$40 million. Our plan is to phase the replacement over time, beginning in FY 12-13.

Operating Budget Impact:

Replacement of this deteriorating bulkhead will reduce on-going maintenance costs and eliminate potential liabilities assigned to the City. Future years' funding will be required to continue the effort of completing this replacement task and on-going City maintenance.

<u>Expenditures by Funding Source</u>	<u>Prior Yrs</u>							
	<u>Funding</u>	<u>FY 13-14</u>	<u>FY 14-15</u>	<u>FY 15-16</u>	<u>FY 16-17</u>	<u>FY 17-18</u>	<u>Beyond 5th</u>	<u>Total Est Cost</u>
Banking Fund / Debt Proceeds	3,501,425		3,000,000	3,000,000	3,000,000	3,000,000	21,500,000	37,001,425
Pay-Go	650,000							650,000
Interest Earnings								-
Transfer Between Projects								-
Contribution from Private Source								-
Grant / Trust Fund								-
TOTAL	\$ 4,151,425	\$ -	\$ 3,000,000	\$ 3,000,000	\$ 3,000,000	\$ 3,000,000	\$ 21,500,000	\$ 37,651,425

CITY OF JACKSONVILLE, FLORIDA

PROJECT TITLE:
8th Street - I95 to Boulevard
Landscaping/Tree Planting

DEPARTMENT:
Public Works

PROGRAM:
Roads / Infrastructure /
Transportation

CIE REQUIREMENT:
No

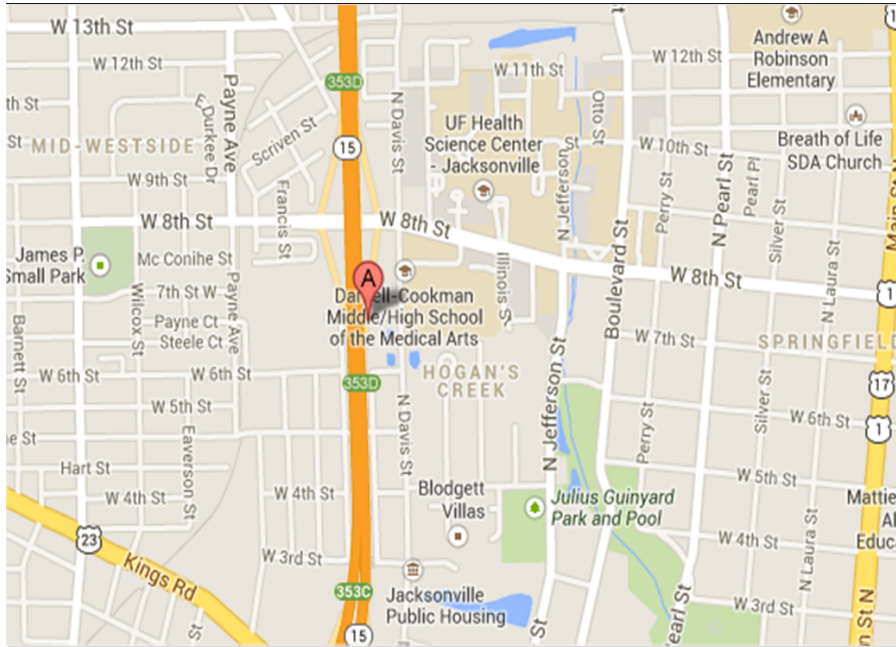
PROJECT START DATE:
October 2014

DISTRICT:
7

PROJECT PHASE:
Design/Construction

PROJECT COMPLETION DATE:
October 2015

PROJECT NUMBER:
PW0506 TBD



Project Description:
Project includes hardscape and landscape improvements. This is the last of three projects identified to enhance the Shands Hospital area. The other two projects were Jefferson St. Hardscape and the Connection of 11th & 12th. Both both have been completed.

Operating Budget Impact:
Once completed, there will be an increased operating budget cost to address enhanced maintenance services.

<u>Expenditures by Funding Source</u>	<u>Prior Yrs</u>	<u>FY 13-14</u>	<u>FY 14-15</u>	<u>FY 15-16</u>	<u>FY 16-17</u>	<u>FY 17-18</u>	<u>Beyond 5th</u>	<u>Total Est Cost</u>
	<u>Funding</u>							
Banking Fund / Debt Proceeds			1,000,000					1,000,000
Pay-Go								-
Interest Earnings								-
Transfer Between Projects								-
Contribution from Private Source								-
Grant / Trust Fund			300,000					300,000
TOTAL		\$ -	\$ 1,300,000	\$ -	\$ -	\$ -	\$ -	\$ 1,300,000

CITY OF JACKSONVILLE, FLORIDA

PROJECT TITLE:
Intersection Improvements, Bridge,
Misc. Construction

DEPARTMENT:
Public Works

PROGRAM:
Roads / Infrastructure /
Transportation

CIE REQUIREMENT:
Yes

PROJECT START DATE:
October 2013

DISTRICT:
All

PROJECT PHASE:
Design/Construction

PROJECT COMPLETION DATE:
Ongoing

PROJECT NUMBER:
PW0381 01



Project Description:

This allocation funds county-wide enhancements to city intersections and bridges. The enhancements are focused on city intersection capacity & safety improvements along with city bridge improvements to ensure appropriate transportation operations throughout Jacksonville. The Public Works Department is currently working to develop the prioritization process to better identify the most necessary needs.

Operating Budget Impact:

If a signalized intersection is added to the City's system will we anticipate an increase to the operating budget. Other improvements will have no impact to the operating budget but could result in a decrease in maintenance efforts and costs, depending on the improvement.

<u>Expenditures by Funding Source</u>	<u>Prior Yrs</u>	<u>FY 13-14</u>	<u>FY 14-15</u>	<u>FY 15-16</u>	<u>FY 16-17</u>	<u>FY 17-18</u>	<u>Beyond 5th</u>	<u>Total Est Cost</u>
	<u>Funding</u>							
Banking Fund / Debt Proceeds	30,412,776		2,000,000	2,000,000	2,000,000	2,000,000	2,000,000	40,412,776
Pay-Go								-
Interest Earnings								-
Transfer Between Projects								-
Contribution from Private Source								-
Grant / Trust Fund								-
TOTAL	\$ 30,412,776	\$ -	\$ 2,000,000	\$ 2,000,000	\$ 2,000,000	\$ 2,000,000	\$ 2,000,000	\$ 40,412,776

CITY OF JACKSONVILLE, FLORIDA

PROJECT TITLE:
Roadway Resurfacing

DEPARTMENT:
Public Works

PROGRAM:
Roads / Infrastructure /
Transportation

CIE REQUIREMENT:
No

PROJECT START DATE:
October 2013

DISTRICT:
All

PROJECT PHASE:
Design/Construction

PROJECT COMPLETION DATE:
Ongoing

PROJECT NUMBER:
PW0070 01



Project Description:

This allocation funds resurfacing of City roads throughout Jacksonville. The City is responsible for approximately 3,655 miles of paved centerline roadway and this funding allows for resurfacing of approximately 56 miles of roadways rated at 63 or less. The attached listing shows the streets and the ratings of the streets that are projected to be resurfaced. Roads above an a20 year life span, but will vary depending on road volume and use.

Operating Budget Impact:

These improvements will have no increase in the operating budget but should result in a decrease in maintenance efforts and related costs.

<u>Expenditures by Funding Source</u>	<u>Prior Yrs</u>							
	<u>Funding</u>	<u>FY 13-14</u>	<u>FY 14-15</u>	<u>FY 15-16</u>	<u>FY 16-17</u>	<u>FY 17-18</u>	<u>Beyond 5th</u>	<u>Total Est Cost</u>
Banking Fund / Debt Proceeds	63,970,143	9,647,000	17,000,000	15,000,000	15,000,000	15,000,000	15,000,000	150,617,143
Pay-Go	3,875,071							3,875,071
Local Option Gas Tax	2,522,357							2,522,357
Transfer Between Projects								-
Contribution from Component Units	4,357,166							4,357,166
Grant / Trust Fund								-
TOTAL	\$ 74,724,737	\$ 9,647,000	\$ 17,000,000	\$ 15,000,000	\$ 15,000,000	\$ 15,000,000	\$ 15,000,000	\$ 161,371,737

CITY OF JACKSONVILLE, FLORIDA

PROJECT TITLE:
Sidewalk Construction & Repair

DEPARTMENT:
Public Works

PROGRAM:
Roads / Infrastructure /
Transportation

CIE REQUIREMENT:
Yes

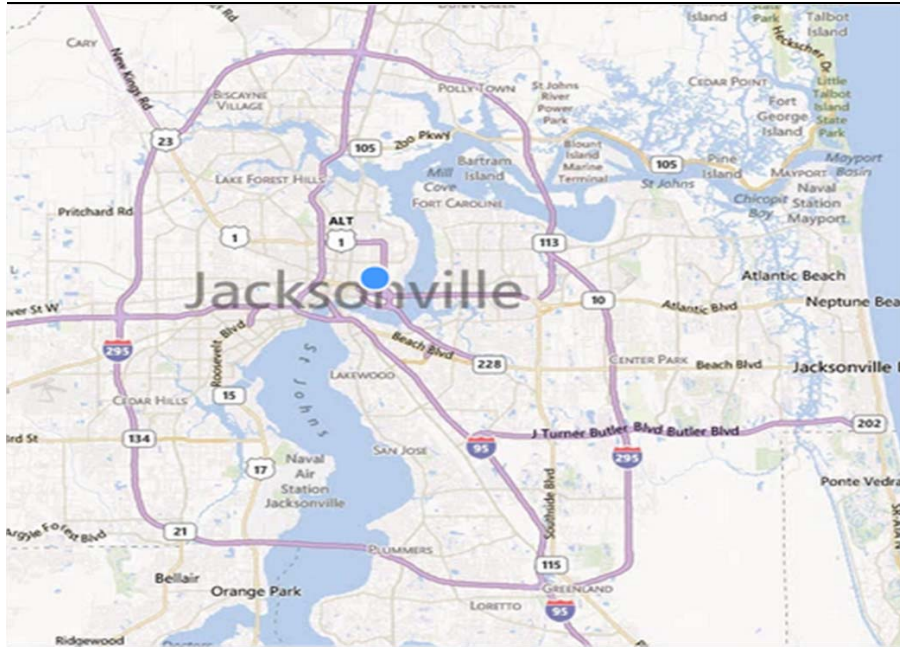
PROJECT START DATE:
October 2013

DISTRICT:
All

PROJECT PHASE:
Design/Construction

PROJECT COMPLETION DATE:
Ongoing

PROJECT NUMBER:
PW0360 01



Project Description:

This allocation funds the improvement of existing deteriorated/damaged sidewalks in addition to the installation of new sidewalks throughout Jacksonville. Approximately \$1,000,000 will be used for installation of new sidewalks, \$800,000 for repairs to hazardous sidewalks by removing and replacing sidewalks panels and \$200,000 for repairs to hazardous sidewalks by horizontal cutting. This effort helps to address pedestrian safety and mobility issues.

Operating Budget Impact:

These improvements will have no increase in operating budget...should result in a decrease in maintenance effort and costs.

<u>Expenditures by Funding Source</u>	<u>Prior Yrs</u>	<u>FY 13-14</u>	<u>FY 14-15</u>	<u>FY 15-16</u>	<u>FY 16-17</u>	<u>FY 17-18</u>	<u>Beyond 5th</u>	<u>Total Est Cost</u>
	<u>Funding</u>							
Banking Fund / Debt Proceeds	10,500,000		2,500,000	2,500,000	3,000,000	3,000,000	1,500,000	23,000,000
Pay-Go	539,877							539,877
Interest Earnings								-
Transfer Between Projects		1,600,000						1,600,000
Contribution from Private Source								-
Grant / Trust Fund								-
TOTAL	\$ 11,039,877	\$ 1,600,000	\$ 2,500,000	\$ 2,500,000	\$ 3,000,000	\$ 3,000,000	\$ 1,500,000	\$ 25,139,877

CITY OF JACKSONVILLE, FLORIDA

PROJECT TITLE:
Signalization ITS Enhancements

DEPARTMENT:
Public Works

PROGRAM:
Roads / Infrastructure /
Transportation

CIE REQUIREMENT:
Yes

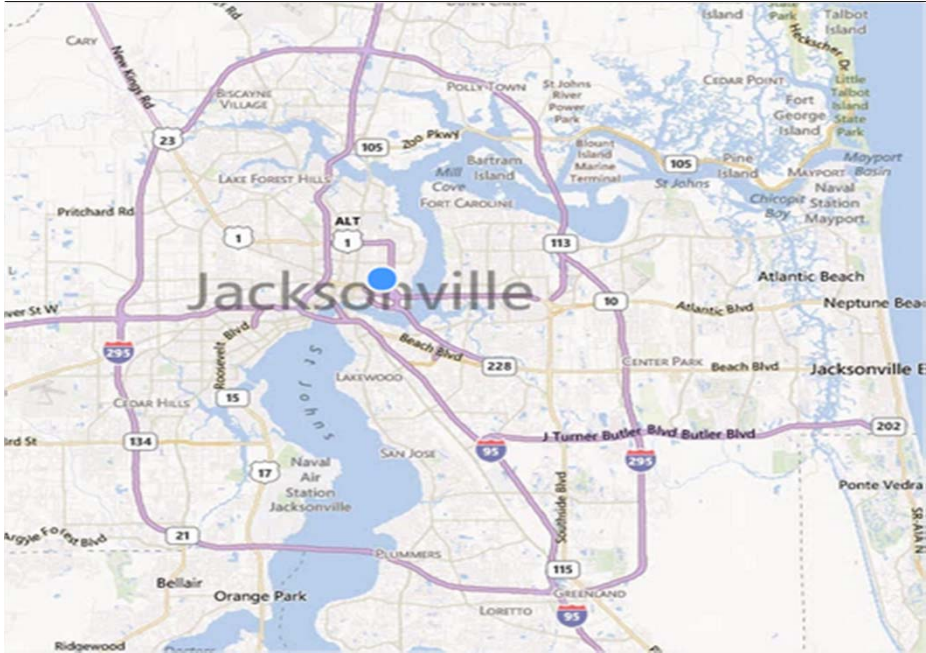
PROJECT START DATE:
October 2008

DISTRICT:
All

PROJECT PHASE:
Design/Construction

PROJECT COMPLETION DATE:
Ongoing

PROJECT NUMBER:
PW0235 02



Project Description:

Enhancements to the citywide Information Technologies System - an interconnection of signals, traffic cameras & hardware/software improvements to support improved traffic operations.

Operating Budget Impact:

These improvements will have a minor increase in operating budget.

<u>Expenditures by Funding Source</u>	<u>Prior Yrs</u>	<u>FY 13-14</u>	<u>FY 14-15</u>	<u>FY 15-16</u>	<u>FY 16-17</u>	<u>FY 17-18</u>	<u>Beyond 5th</u>	<u>Total Est Cost</u>
	<u>Funding</u>							
Banking Fund / Debt Proceeds	2,643,407		1,000,000	1,000,000	1,000,000	1,000,000	3,750,000	10,393,407
Pay-Go	856,593							856,593
Interest Earnings								-
Transfer Between Projects								-
Contribution from Private Source								-
Grant / Trust Fund								-
TOTAL	\$ 3,500,000	\$ -	\$ 1,000,000	\$ 1,000,000	\$ 1,000,000	\$ 1,000,000	\$ 3,750,000	\$ 11,250,000

CITY OF JACKSONVILLE, FLORIDA

PROJECT TITLE:
New World Avenue Extension to Chaffee

DEPARTMENT:
Public Works

PROGRAM:
Roads / Infrastructure / Transportation

CIE REQUIREMENT:
Yes

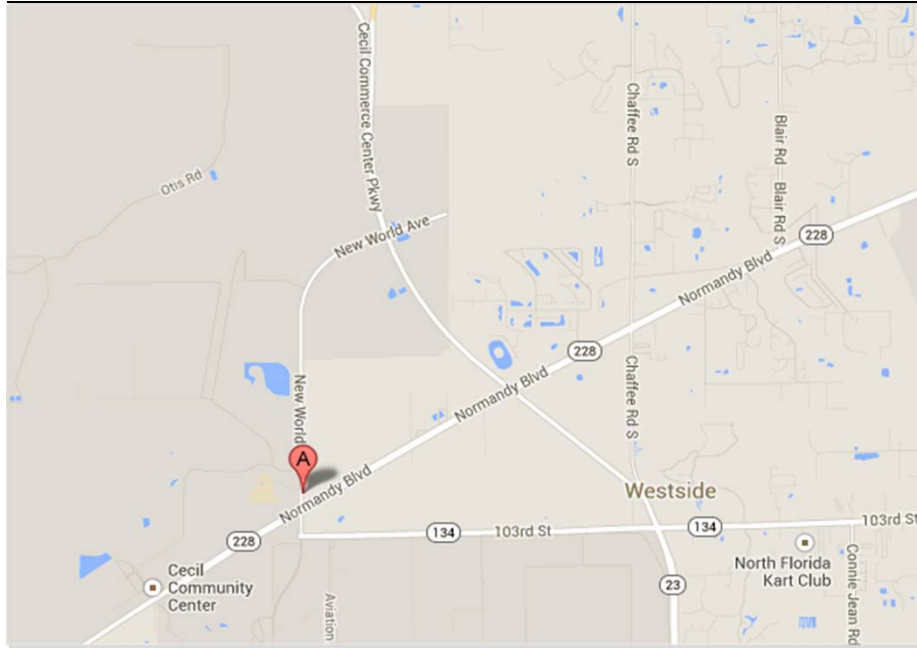
PROJECT START DATE:
October 2013

DISTRICT:
All

PROJECT PHASE:
Design/Construction

PROJECT COMPLETION DATE:
October 2015

PROJECT NUMBER:
JECCC6 02



Project Description:

To extend New World Avenue to the east approximately 1.5 miles to connect with Chaffee Road. The facility will be a 4-Lane Divided Rural Section with the right-of-way donated by the property owner.

Operating Budget Impact:

The Public Works Department anticipates a \$15,000 annual increase in its roadway operation and maintenance operating budget.

Expenditures by Funding Source	Prior Yrs							Total Est Cost
	Funding	FY 13-14	FY 14-15	FY 15-16	FY 16-17	FY 17-18	Beyond 5th	
Banking Fund / Debt Proceeds		4,000,000					3,000,000	7,000,000
Pay-Go								-
Interest Earnings								-
Transfer Between Projects								-
Contribution from Private Source	300,000							300,000
Grant / Trust Fund								-
TOTAL	\$ 300,000	\$ 4,000,000	\$ -	\$ -	\$ -	\$ -	\$ 3,000,000	\$ 7,300,000

CITY OF JACKSONVILLE, FLORIDA

PROJECT TITLE:
Water Street Garage Enhancements

DEPARTMENT:
Public Works

PROGRAM:
Government Facilities

CIE REQUIREMENT:
No

PROJECT START DATE:
October 2012

DISTRICT:
4

PROJECT PHASE:
Design/Construction

PROJECT COMPLETION DATE:
October 2015

PROJECT NUMBER:
PW0320 02



Project Description:

This project consist of two phases: Phase I was considered capital maintenance and improved the facility's security lighting, stairways and drainage. The "enhancements" component was funded by the FY 12-13 \$1 million allocation. The future FY 14-15 allocation (\$1.4 million) addresses improvements to: pedestrian access, security monitoring, upper deck water proofing/expansion joints, Improved office space, improved signage, exterior lighting & long-term structural needs.

Operating Budget Impact:

These improvements will reduce maintenance and the operating budget.

<u>Expenditures by Funding Source</u>	<u>Prior Yrs</u>	<u>FY 13-14</u>	<u>FY 14-15</u>	<u>FY 15-16</u>	<u>FY 16-17</u>	<u>FY 17-18</u>	<u>Beyond 5th</u>	<u>Total Est Cost</u>
	<u>Funding</u>							
Banking Fund / Debt Proceeds	2,300,000		1,400,000					3,700,000
Pay-Go								-
Interest Earnings								-
Transfer Between Projects								-
Contribution from Private Source								-
Grant / Trust Fund								-
TOTAL	\$ 2,300,000	\$ -	\$ 1,400,000	\$ -	\$ -	\$ -	\$ -	\$ 3,700,000

CITY OF JACKSONVILLE, FLORIDA

PROJECT TITLE:
Riverplace Blvd. Bike Lane (Main - Prudential)

DEPARTMENT:
Public Works

PROGRAM:
Roads / Infrastructure / Transportation

CIE REQUIREMENT:
Yes

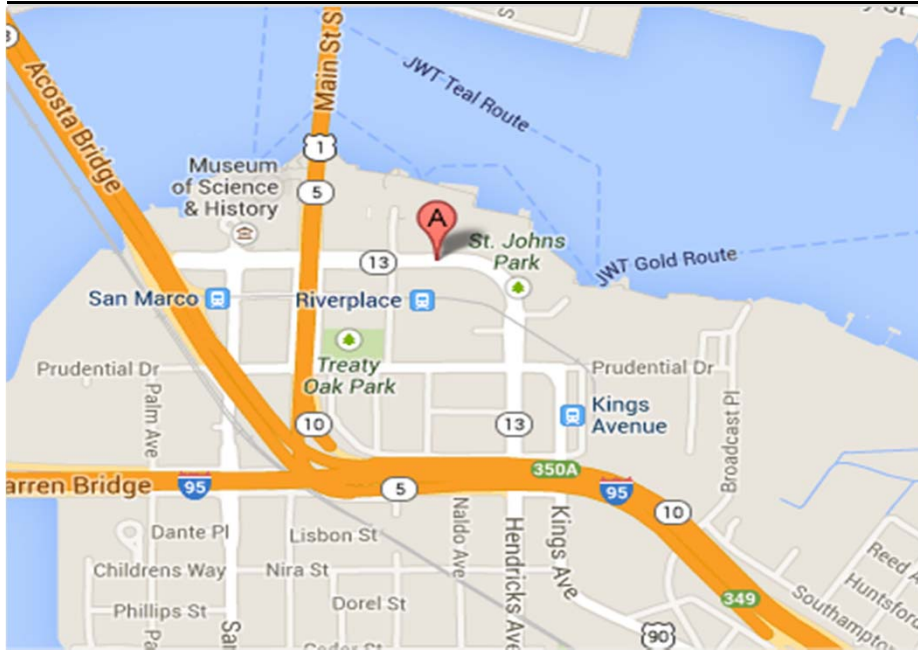
PROJECT START DATE:
October 2013

DISTRICT:
5

PROJECT PHASE:
Design/Construction

PROJECT COMPLETION DATE:
September 2014

PROJECT NUMBER:
PW0760 02



Project Description:

Riverplace Boulevard will be reconstructed to include shared bus and bicycle lanes.

Operating Budget Impact:

There is a minimal impact on the operating budget.

<u>Expenditures by Funding Source</u>	<u>Prior Yrs Funding</u>	<u>FY 13-14</u>	<u>FY 14-15</u>	<u>FY 15-16</u>	<u>FY 16-17</u>	<u>FY 17-18</u>	<u>Beyond 5th</u>	<u>Total Est Cost</u>
Banking Fund / Debt Proceeds								-
Pay-Go								-
Interest Earnings								
Transfer Between Projects		132,478						132,478
Contribution from Private Source								-
Grant / Trust Fund								-
TOTAL	\$ -	\$ 132,478	\$ -	\$ -	\$ -	\$ -	\$ -	\$ 132,478

CITY OF JACKSONVILLE, FLORIDA

PROJECT TITLE:
Kernan Blvd. Widening

DEPARTMENT:
Public Works

PROGRAM:
Roads / Infrastructure /
Transportation

CIE REQUIREMENT:
Yes

PROJECT START DATE:

DISTRICT:
3

PROJECT PHASE:
Construction

PROJECT COMPLETION DATE:

PROJECT NUMBER:
PW0390 01



Project Description:

Project includes widening and relocation of Kernan Blvd. from J.T. Butler to Glen Kernan from a 4-lane rural section to a 6-Lane urban section with roadside ditches, bike lanes & sidewalks. The relocation component will follow the 1st Coast Technology Parkway alignment to eliminate the roadway from its current alignment through the University of North Florida campus.

Operating Budget Impact:

As this project replaces existing infrastructure, operating expenses should remain the same as the current travelway.

<u>Expenditures by Funding Source</u>	<u>Prior Yrs</u>	<u>FY 13-14</u>	<u>FY 14-15</u>	<u>FY 15-16</u>	<u>FY 16-17</u>	<u>FY 17-18</u>	<u>Beyond 5th</u>	<u>Total Est Cost</u>
Banking Fund / Debt Proceeds	70,388,079	7,700,000						78,088,079
Pay-Go								-
Interest Earnings								-
Transfer Between Projects								-
Contribution from Private Source								-
Grant / Trust Fund								-
TOTAL	\$ 70,388,079	\$ 7,700,000	\$ -	\$ -	\$ -	\$ -	\$ -	\$ 78,088,079

CITY OF JACKSONVILLE, FLORIDA

PROJECT TITLE:
Patton Park Reclaimed Water
Irrigation

DEPARTMENT:
Public Works

PROGRAM:
Roads / Infrastructure /
Transportation

CIE REQUIREMENT:
No

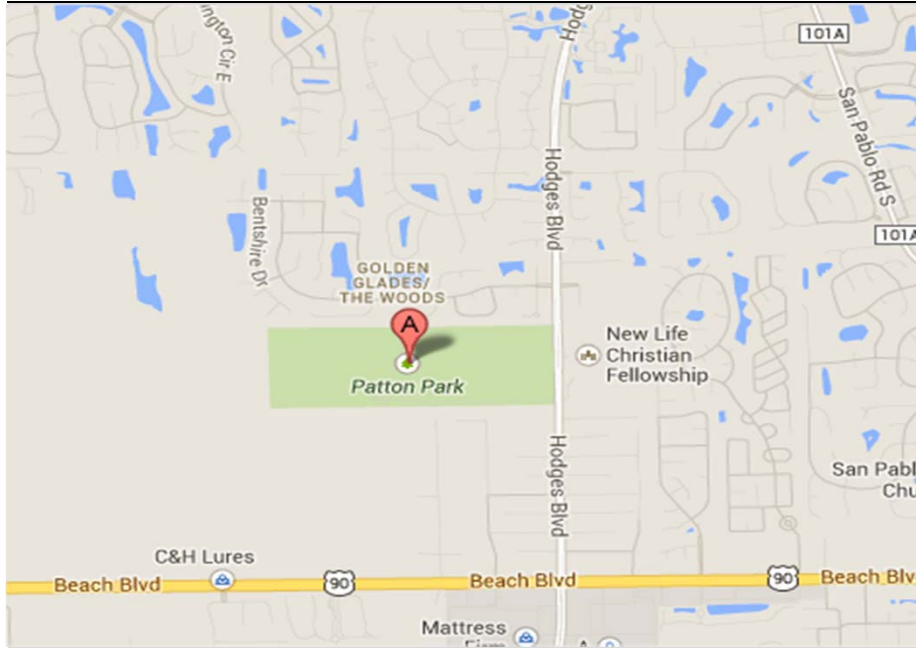
PROJECT START DATE:
October 2014

DISTRICT:
3

PROJECT PHASE:
Design/Construction

PROJECT COMPLETION DATE:
September 2015

PROJECT NUMBER:
TBD TBD



Project Description:

Project will install reclaimed water irrigation lines (purple pipe) at Patton Park to irrigate field complex.

Operating Budget Impact:

The project will assist in water conservation and elevate the city's sustainable operations. The current lease agreement requires association to pay for maintenance and utilities. There is no financial impact to city once installed.

<u>Expenditures by Funding Source</u>	<u>Prior Yrs Funding</u>	<u>FY 13-14</u>	<u>FY 14-15</u>	<u>FY 15-16</u>	<u>FY 16-17</u>	<u>FY 17-18</u>	<u>Beyond 5th</u>	<u>Total Est Cost</u>
Banking Fund / Debt Proceeds			1,000,000					1,000,000
Pay-Go								-
Interest Earnings								-
Transfer Between Projects								-
Contribution from Private Source								-
Grant / Trust Fund								-
TOTAL	\$ -	\$ -	\$ 1,000,000	\$ -	\$ -	\$ -	\$ -	\$ 1,000,000

CITY OF JACKSONVILLE, FLORIDA

PROJECT TITLE:
Bicycle Master Plan Project

DEPARTMENT:
Public Works

PROGRAM:
Roads / Infrastructure /
Transportation

CIE REQUIREMENT:
Yes

PROJECT START DATE:
October 2013

DISTRICT:
Various

PROJECT PHASE:
Design/Construction

PROJECT COMPLETION DATE:

PROJECT NUMBER:
PW0760 01



Project Description:

In an effort to enhance urban livability, public safety and to encourage use of alternative forms of transportation, the city looks to integrate a connected city-wide bicycle network. This Bicycle Master Plan project was a high priority in the 2030 Mobility Plan.

Operating Budget Impact:

There is a minimal impact on the operating budget.

<u>Expenditures by Funding Source</u>	<u>Prior Yrs Funding</u>	<u>FY 13-14</u>	<u>FY 14-15</u>	<u>FY 15-16</u>	<u>FY 16-17</u>	<u>FY 17-18</u>	<u>Beyond 5th</u>	<u>Total Est Cost</u>
Banking Fund / Debt Proceeds								-
Pay-Go								-
Interest Earnings								
Transfer Between Projects		267,521						267,521
Contribution from Private Source								-
Grant / Trust Fund								-
TOTAL	\$ -	\$ 267,521	\$ -	\$ -	\$ -	\$ -	\$ -	\$ 267,521

CITY OF JACKSONVILLE, FLORIDA

PROJECT TITLE:
St. John River Ferry

DEPARTMENT:
Public Works

PROGRAM:
Roads / Infrastructure /
Transportation

CIE REQUIREMENT:
No

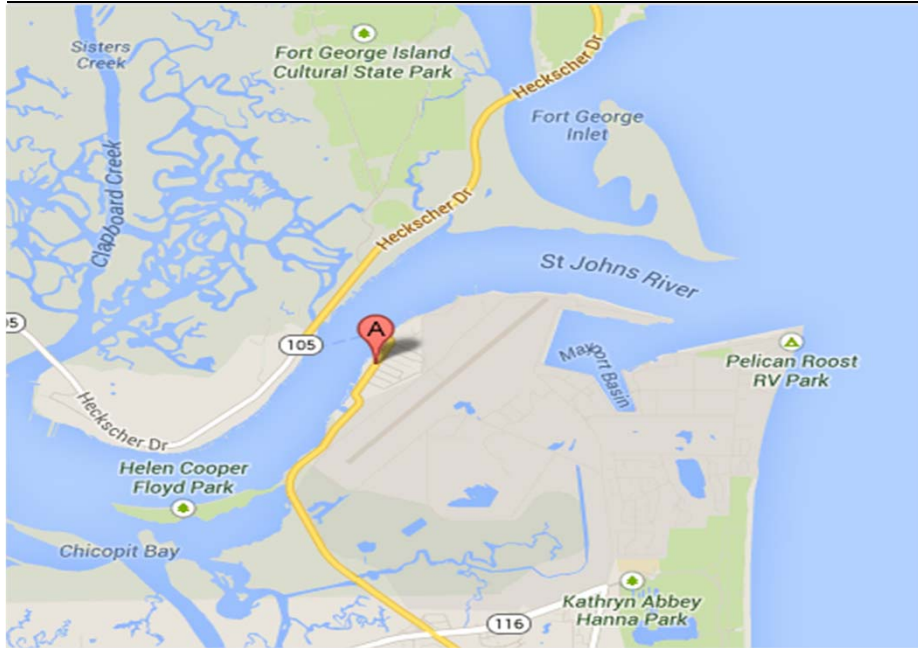
PROJECT START DATE:
October 2015

DISTRICT:
13

PROJECT PHASE:
Construction

PROJECT COMPLETION DATE:
September 2017

PROJECT NUMBER:
PW0518 TBD



Project Description:
This project will improve the Ferry Dock by reconstructing the dock slip walls. They are deteriorated and well beyond the useful life. The city of Jacksonville is seeking grant funds to offset the project expenses. Currently, the design phase is complete and is ready to bid.

Operating Budget Impact:
Potential reduction in maintenance costs as the existing walls continue to deteriorate which require repairs. Quantifying this reduction is challenging at this point.

<u>Expenditures by Funding Source</u>	<u>Prior Yrs Funding</u>	<u>FY 13-14</u>	<u>FY 14-15</u>	<u>FY 15-16</u>	<u>FY 16-17</u>	<u>FY 17-18</u>	<u>Beyond 5th</u>	<u>Total Est Cost</u>
Banking Fund / Debt Proceeds				1,617,124				1,617,124
Pay-Go								-
Interest Earnings								-
Transfer Between Projects								-
Contribution from Private Source								-
Grant / Trust Fund				6,468,498				6,468,498
TOTAL	\$ -	\$ -	\$ -	\$ 8,085,622	\$ -	\$ -	\$ -	\$ 8,085,622

CITY OF JACKSONVILLE, FLORIDA

PROJECT TITLE:
Parramore Road Extension

DEPARTMENT:
Public Works

PROGRAM:
Roads / Infrastructure /
Transportation

CIE REQUIREMENT:
Yes

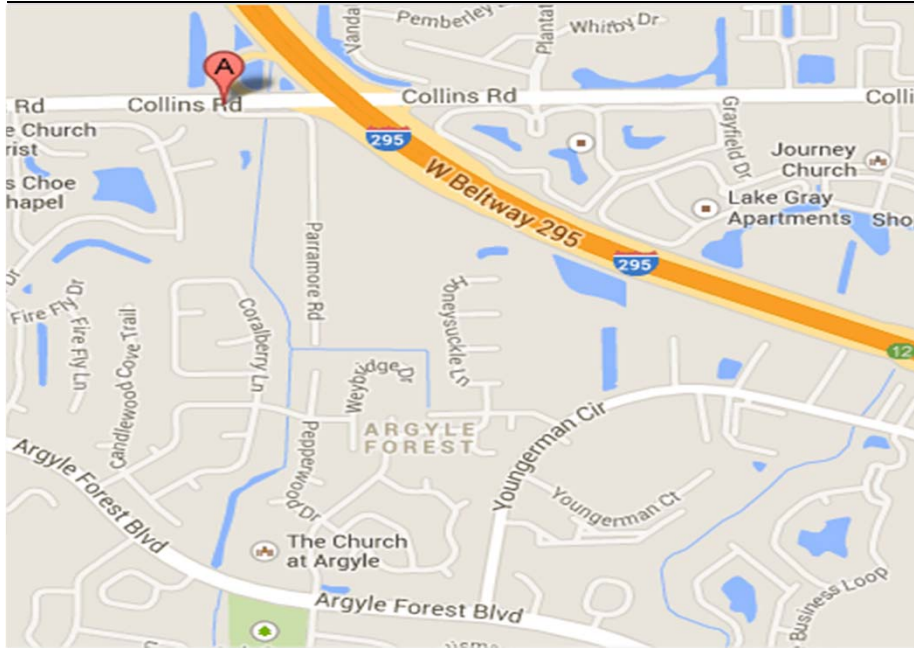
PROJECT START DATE:
October 2014

DISTRICT:
11

PROJECT PHASE:
Construction

PROJECT COMPLETION DATE:
September 2016

PROJECT NUMBER:
TBD TBD



Project Description:

Project includes the extension and relocation of a Parramore Road from Collins Road to Youngerman Circle with a 3-Lane Urban Section. The extension and relocation will provide a connection between Collins Road and Youngerman Circle to assist with traffic flow and support new area development.

Operating Budget Impact:

Although extremely difficult to accurately determine future operational costs associated with a new roadway segment, the department has estimated that \$10,000 per mile. Consequently, with the Parramore Road Extension segment measured at 0.76 miles (4,030 LF), the department believes a reasonable annual operation cost would be approximately \$7,650.

<u>Expenditures by Funding Source</u>	<u>Prior Yrs</u> <u>Funding</u>	<u>FY 13-14</u>	<u>FY 14-15</u>	<u>FY 15-16</u>	<u>FY 16-17</u>	<u>FY 17-18</u>	<u>Beyond 5th</u>	<u>Total Est Cost</u>
Banking Fund / Debt Proceeds			3,900,000					3,900,000
Pay-Go								-
Interest Earnings								-
Transfer Between Projects								-
Contribution from Private Source								-
Grant / Trust Fund								-
TOTAL	\$ -	\$ -	\$ 3,900,000	\$ -	\$ -	\$ -	\$ -	\$ 3,900,000

CITY OF JACKSONVILLE, FLORIDA

PROJECT TITLE:
US-1 Water and Sewer
Improvements

DEPARTMENT:
Public Works

PROGRAM:
Roads / Infrastructure /
Transportation

CIE REQUIREMENT:
Yes

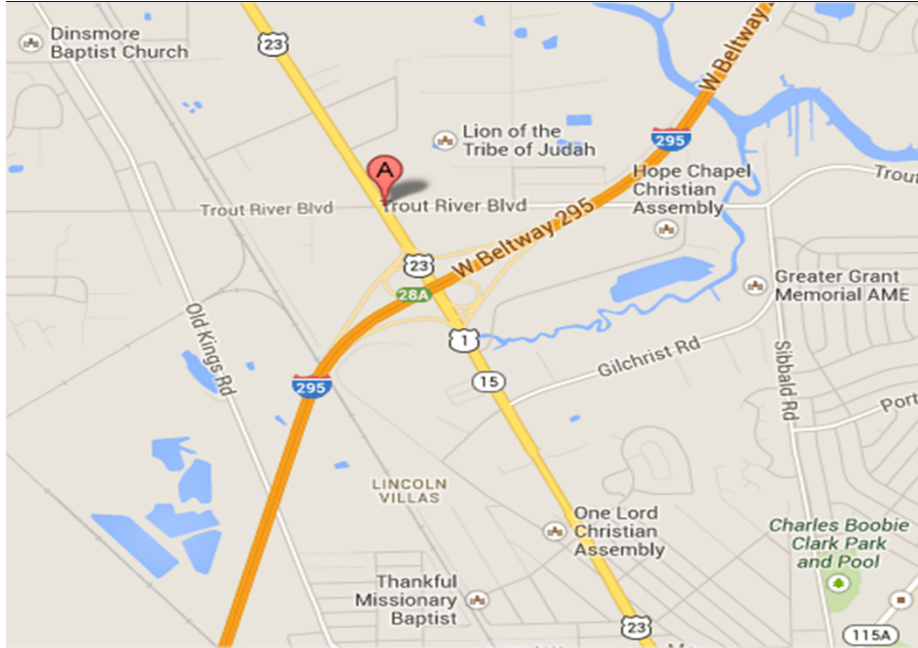
PROJECT START DATE:
October 2014

DISTRICT:
10

PROJECT PHASE:
Construction

PROJECT COMPLETION DATE:
September 2016

PROJECT NUMBER:
PW0737 02



Project Description:

This project interconnects the existing potable water lines with new water lines within the corridor along US-1 from Borden Street to Trout River Boulevard. The project will ensure adequate potable water infrastructure to support future commercial development in the area.

Operating Budget Impact:

There is no estimated impact to the operating budget as the water lines will be dedicated to JEA and they will assume those responsibilities.

<u>Expenditures by Funding Source</u>	<u>Prior Yrs</u> <u>Funding</u>	<u>FY 13-14</u>	<u>FY 14-15</u>	<u>FY 15-16</u>	<u>FY 16-17</u>	<u>FY 17-18</u>	<u>Beyond 5th</u>	<u>Total Est Cost</u>
Banking Fund / Debt Proceeds			4,000,000					4,000,000
Pay-Go								-
Interest Earnings								-
Transfer Between Projects								-
Contribution from Private Source								-
Grant / Trust Fund								-
TOTAL	\$ -	\$ -	\$ 4,000,000	\$ -	\$ -	\$ -	\$ -	\$ 4,000,000

CITY OF JACKSONVILLE, FLORIDA

PROJECT TITLE:
Beach Renourishment Program

DEPARTMENT:
Public Works

PROGRAM:
Environment / Quality of Life

CIE REQUIREMENT:
No

PROJECT START DATE:
Summer 2016

DISTRICT:
13

PROJECT PHASE:
Construction

PROJECT COMPLETION DATE:
Summer 2016

GRANT NUMBER:
PWE004 TBD



Project Description:

This program partners with the Army Corps of Engineers and Florida Department of Environmental Protection to renourish (provide additional fill “sand” to the Beaches) for storm protection. This effort consists of off-shore dredging with deposition of the off-shore sand on to the Beaches in an effort to restore the surface back to pre-erosion impacts from the natural ocean impacts coupled with tropical storm events. The improvements help to maintain a minimum level of protection from future storm events.

Operating Budget Impact:

Beyond the actual renourishment effort, the Program is required to monitor and maintain the renourished area while also ensuring environmentally sensitive areas (sea turtle nests) are protected. This effort, on average, costs the City of Jacksonville approximately \$70,000 per year.

<u>Expenditures by Funding Source</u>	<u>Prior Yrs</u>	<u>FY 13-14</u>	<u>FY 14-15</u>	<u>FY 15-16</u>	<u>FY 16-17</u>	<u>FY 17-18</u>	<u>Beyond 5th</u>	<u>Total Est Cost</u>
	<u>Funding</u>							
Banking Fund / Debt Proceeds								-
Pay-Go								-
Interest Earnings								-
Transfer Between Projects								-
Contribution from Private Source								-
Grant / Trust Fund					2,700,000			2,700,000
TOTAL	\$	- \$	- \$	- \$	- \$	2,700,000 \$	- \$	- \$ 2,700,000

**FY 2014 APPROVED CAPITAL IMPROVEMENT PROJECTS
STORMWATER
BY FUNDING SOURCE**

Program Area	Project Name	Borrowed Funding	Grant	Pay-Go	Project Transfers	Interest & Revenue Appropriation	Trust Fund	Total FY 14 Approved
Drainage	Drainage System Rehab - County Wide			5,443,023				5,443,023
Drainage	Bulls Bay Drainage Improvement	150,000						150,000
Drainage	Osceola St. Storm Drain Replacement	375,000						375,000
Drainage	Park St. Drainage Improvements	190,000						190,000
Drainage	Duval Rd/Duval Station Rd Drainage Improvements	150,000						150,000
Drainage	Hamilton/Jersey Outfall to Roosevelt	500,000						500,000
Drainage	Noroad/Lambing Drainage	226,000						226,000
Drainage	Old Plank Road Outfall	2,000,000						2,000,000
Drainage	Stormwater Management Plan							0
Drainage	Septic Tank Phase Out			2,000,000				2,000,000
Total Per Year		\$ 3,591,000	\$ -	\$ 7,443,023	\$ -	\$ -	\$ -	\$ 11,034,023

CITY OF JACKSONVILLE, FLORIDA

**FY 14 - 18 ADOPTED CAPITAL IMPROVEMENT PROJECTS
STORMWATER
BY FISCAL YEAR**

FUNDING SOURCE	FY 13-14	FY 14-15	FY 15-16	FY 16-17	FY 17-18
Pay-go	7,443,023	7,000,000	7,000,000	7,000,000	6,000,000
Borrowed Funds	3,591,000	9,200,000	15,176,000	9,000,000	6,500,000
Total Per Year	\$ 11,034,023	\$ 16,200,000	\$ 22,176,000	\$ 16,000,000	\$ 12,500,000

Program Area	Project Name	Previously Appropriated	FY 13-14	FY 14-15	FY 15-16	FY 16-17	FY 17-18	Beyond 5th	Total Est. Expenditures	
Drainage	Drainage System Rehab - County Wide	97,278,218	5,443,023	6,000,000	6,000,000	6,000,000	6,000,000	6,000,000	132,721,241	
Drainage	Country Creek Drainage	2,600,726			3,400,000				6,000,726	
Drainage	Bulls Bay Drainage Improvement		150,000						150,000	
Drainage	Osceola St. Storm Drain Replacement		375,000						375,000	
Drainage	Park St. Drainage Improvements		190,000						190,000	
Drainage	Duval Rd/Duval Station Rd Drainage Improvements		150,000						150,000	
Drainage	Crystal Springs Area Drainage	1,800,000		2,700,000					4,500,000	
Drainage	Hamilton/Jersey Outfall to Roosevelt	5,098,810	500,000						5,598,810	
Drainage	Lower Eastside Drainage- Phase III	3,865,460			726,000				4,591,460	
Drainage	Messer Area Drainage	2,950,000			1,800,000				4,750,000	
Drainage	Noroad/Lambing Drainage	1,400,000	226,000						1,626,000	
Drainage	Old Plank Road Outfall	1,500,000	2,000,000						3,500,000	
Drainage	TMDL Initiative/River Accord (includes trading)	100,000						167,038,272	167,138,272	
Drainage	Stormwater Management Plan	304,397							304,397	
Drainage	Septic Tank Phase Out	8,396,109	2,000,000	3,000,000	3,000,000	3,000,000	3,000,000		22,396,109	
Drainage	New Stormwater Improvements			2,500,000	5,000,000	5,000,000	2,500,000		15,000,000	
Drainage	LaSalle Street Outfall	50,000		2,000,000	2,000,000	2,000,000	1,000,000		7,050,000	
Drainage	Stormwater Project Development & Feasibility Studies	250,000			250,000				500,000	
Total Per Year			\$ 125,593,720	\$ 11,034,023	\$ 16,200,000	\$ 22,176,000	\$ 16,000,000	\$ 12,500,000	\$ 173,038,272	\$ 376,542,015

CITY OF JACKSONVILLE, FLORIDA

PROJECT TITLE:
Drainage System Rehab - County Wide

DEPARTMENT:
Public Works

PROGRAM:
Drainage

CIE REQUIREMENT:
No

PROJECT START DATE:
Pre-1995

DISTRICT:
All

PROJECT PHASE:
Construction

PROJECT COMPLETION DATE:
Ongoing

PROJECT NUMBER:
PW0072 01



Project Description:

This project provides for countywide improvements to the city's stormwater drainage system. The improvements are focused on system restoration to ensure that all components function in accordance with their intended purpose. Components such as failed drainage systems (culverts, ditches, pipes, curbs, etc.) and structures that are reported to the city via the CARE system (630-CITY) make up the majority of these improvements.

Operating Budget Impact:

The project will provide a reduction in ongoing maintenance (operational) expenses and elimination of potential liability to the City.

Expenditures by Funding Source	Prior Yrs							Total Est Cost
	Funding	FY 13-14	FY 14-15	FY 15-16	FY 16-17	FY 17-18	Beyond 5th	
Banking Fund / Debt Proceeds	71,220,372							71,220,372
Pay-Go	24,414,534	5,443,023	6,000,000	6,000,000	6,000,000	6,000,000	6,000,000	59,857,557
Interest Earnings	696,000							696,000
Gas Tax	438,656							438,656
Contribution from Govt Source	358,656							358,656
Judgements Recovered	150,000							150,000
TOTAL	\$ 97,278,218	\$ 5,443,023	\$ 6,000,000	\$ 6,000,000	\$ 6,000,000	\$ 6,000,000	\$ 6,000,000	\$ 132,721,241

CITY OF JACKSONVILLE, FLORIDA

PROJECT TITLE:
Country Creek Drainage

DEPARTMENT:
Public Works

PROGRAM:
Drainage

CIE REQUIREMENT:
No

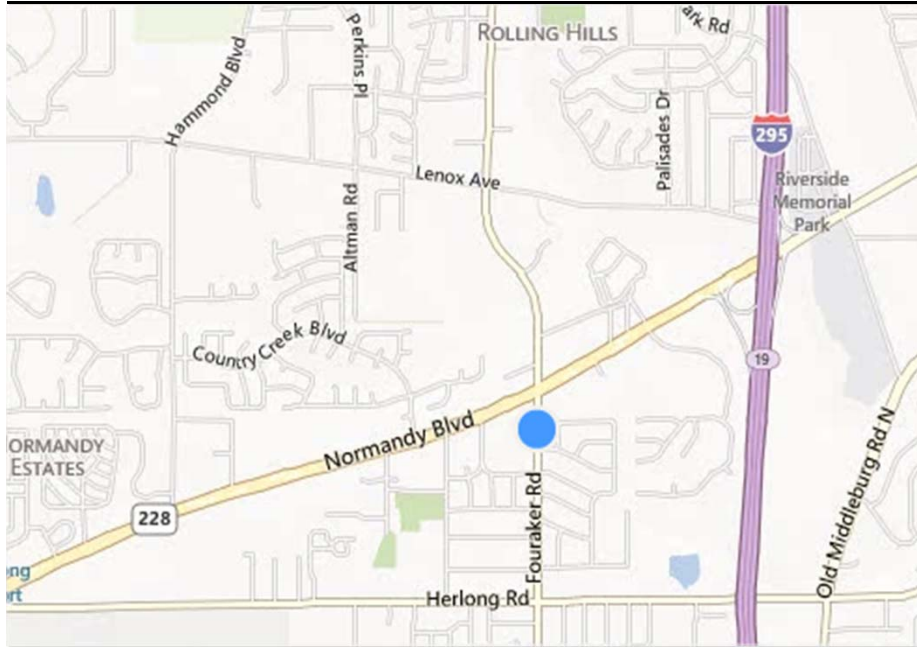
PROJECT START DATE:
October 2008

DISTRICT:
12

PROJECT PHASE:
Design/Construction

PROJECT COMPLETION DATE:
September 2016

PROJECT NUMBER:
PW0687 01



Project Description:

This drainage system rehabilitation project includes a drainage study, design plans, permitting, right of way acquisition and construction of construct drainage improvements for flood reduction along Country Creek from Hammond Boulevard to Fouraker Road.

Operating Budget Impact:

The project will provide a reduction in ongoing maintenance (operational) expenses and elimination of potential liability to the City.

<u>Expenditures by Funding Source</u>	<u>Prior Yrs</u>		<u>FY 13-14</u>	<u>FY 14-15</u>	<u>FY 15-16</u>	<u>FY 16-17</u>	<u>FY 17-18</u>	<u>Beyond 5th</u>	<u>Total Est Cost</u>
	<u>Funding</u>								
Banking Fund / Debt Proceeds	2,250,000				3,400,000				5,650,000
Pay-Go	350,726								350,726
Interest Earnings									-
Transfer Between Projects									-
Contribution from Private Source									-
Grant / Trust Fund									-
TOTAL	\$ 2,600,726	\$ -	\$ -	\$ -	\$ 3,400,000	\$ -	\$ -	\$ -	\$ 6,000,726

CITY OF JACKSONVILLE, FLORIDA

PROJECT TITLE:
Bulls Bay Highway Drainage
Improvements

DEPARTMENT:
Public Works

PROGRAM:
Drainage

CIE REQUIREMENT:
No

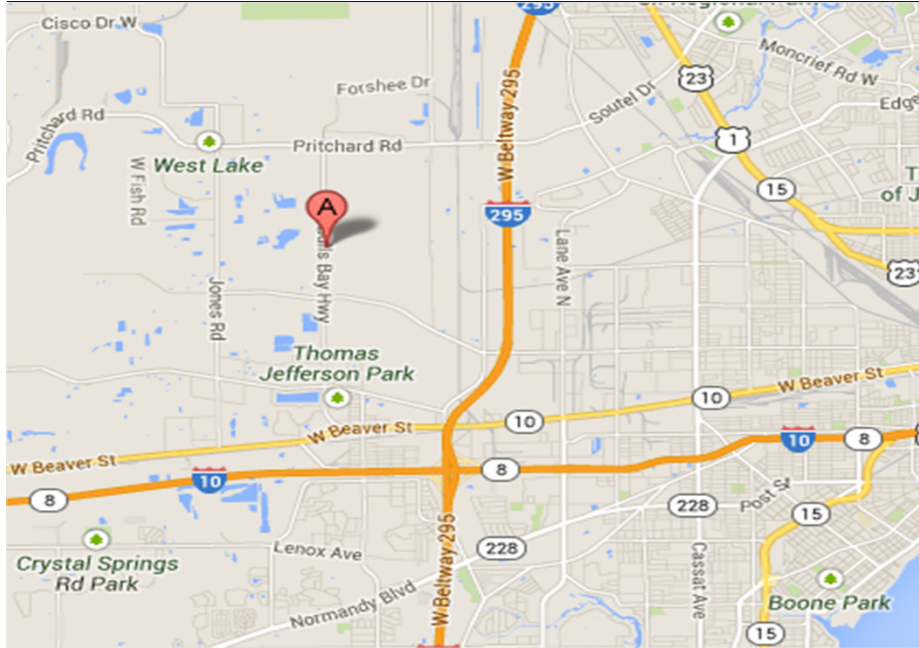
PROJECT START DATE:
November 2013

DISTRICT:
10

PROJECT PHASE:
Construction

PROJECT COMPLETION DATE:
March 2014

PROJECT NUMBER:
PW0758 01



Project Description:

This drainage system rehabilitation project will upgrade culverts and provide an engineered outfall system on a section of Bulls Bay Highway that floods during heavy rainfall events. This roadway is a major thoroughfare for heavy trucks. Design will be completed in September 2013 for contraction in 2014.

Operating Budget Impact:

The project will provide a reduction in ongoing maintenance (operational) expenses and elimination of potential liability to the City.

Expenditures by Funding Source	Prior Yrs							Total Est Cost
	Funding	FY 13-14	FY 14-15	FY 15-16	FY 16-17	FY 17-18	Beyond 5th	
Banking Fund / Debt Proceeds		150,000						150,000
Pay-Go								-
Interest Earnings								-
Transfer Between Projects								-
Contribution from Private Source								-
Grant / Trust Fund								-
TOTAL	\$	- \$ 150,000	\$	- \$	- \$	- \$	- \$	- \$ 150,000

CITY OF JACKSONVILLE, FLORIDA

PROJECT TITLE:
Osceola Street Storm Drain
Replacement

DEPARTMENT:
Public Works

PROGRAM:
Drainage

CIE REQUIREMENT:
No

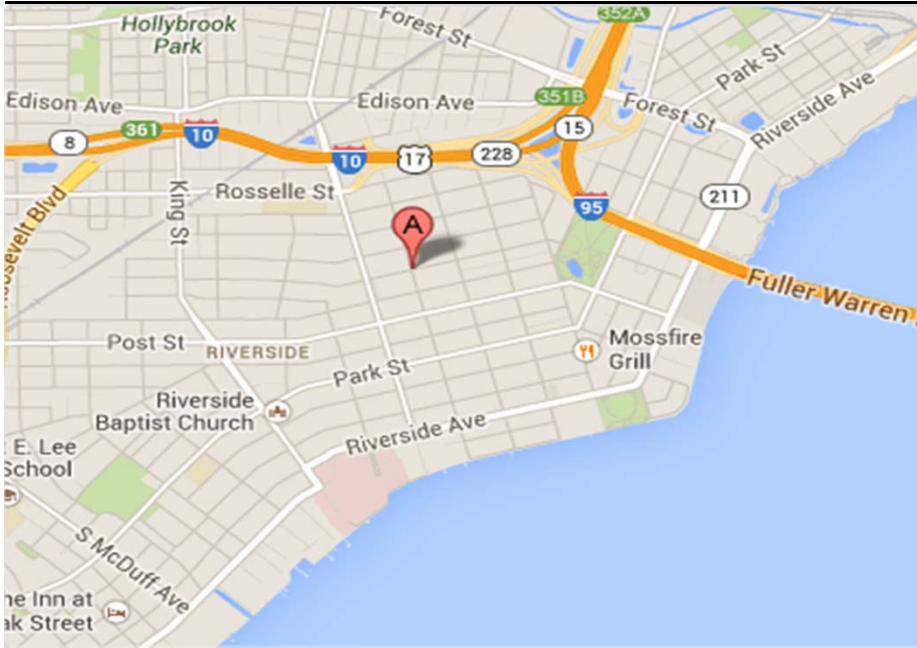
PROJECT START DATE:
January 2014

DISTRICT:
14

PROJECT PHASE:
Construction

PROJECT COMPLETION DATE:
July 2014

PROJECT NUMBER:
PW0759 01



Project Description:

This drainage system rehabilitation will remove the failing brick storm sewer, resolve all utility conflicts (pipes through the sewer), remove all old or abandoned storm sewer, coordinate the removal or replacement of the sanitary sewer with JEA and rebuild the street with new curb, new paving and a new drainage system.

Operating Budget Impact:

The project will provide a reduction in ongoing maintenance (operational) expenses and elimination of potential liability to the City.

<u>Expenditures by Funding Source</u>	<u>Prior Yrs</u>	<u>FY 13-14</u>	<u>FY 14-15</u>	<u>FY 15-16</u>	<u>FY 16-17</u>	<u>FY 17-18</u>	<u>Beyond 5th</u>	<u>Total Est Cost</u>
	<u>Funding</u>							
Banking Fund / Debt Proceeds		375,000						375,000
Pay-Go								-
Interest Earnings								-
Transfer Between Projects								-
Contribution from Private Source								-
Grant / Trust Fund								-
TOTAL		\$ 375,000	\$ -	\$ -	\$ -	\$ -	\$ -	\$ 375,000

CITY OF JACKSONVILLE, FLORIDA

PROJECT TITLE:
Park Street Drainage Improvements

DEPARTMENT:
Public Works

PROGRAM:
Drainage

CIE REQUIREMENT:
No

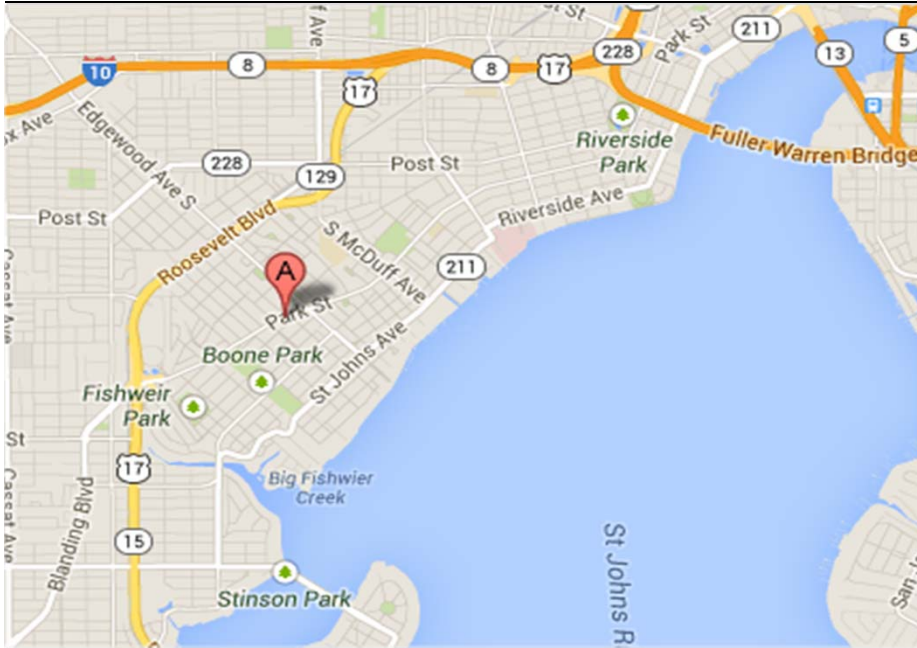
PROJECT START DATE:
December 2013

DISTRICT:
14

PROJECT PHASE:
Construction

PROJECT COMPLETION DATE:
April 2014

PROJECT NUMBER:
PW0092 02



Project Description:

This drainage system rehabilitation project will install curbing to eliminate property flooding. Missing or destroyed curb inlets will be installed and one cross drain will be repaired. Design has been initiated and is projected to be completed in September 2013.

Operating Budget Impact:

The project will provide a reduction in ongoing maintenance (operational) expenses and elimination of potential liability to the City.

<u>Expenditures by Funding Source</u>	<u>Prior Yrs</u>	<u>FY 13-14</u>	<u>FY 14-15</u>	<u>FY 15-16</u>	<u>FY 16-17</u>	<u>FY 17-18</u>	<u>Beyond 5th</u>	<u>Total Est. Cost</u>
	<u>Funding</u>							
Banking Fund / Debt Proceeds		190,000						190,000
Pay-Go								-
Interest Earnings								-
Transfer Between Projects								-
Contribution from Private Source								-
Grant / Trust Fund								-
TOTAL	\$	- \$ 190,000	\$	-	\$	-	\$	- \$ 190,000

CITY OF JACKSONVILLE, FLORIDA

PROJECT TITLE:
Duval Station Road Drainage
Improvements

DEPARTMENT:
Public Works

PROGRAM:
Drainage

CIE REQUIREMENT:
No

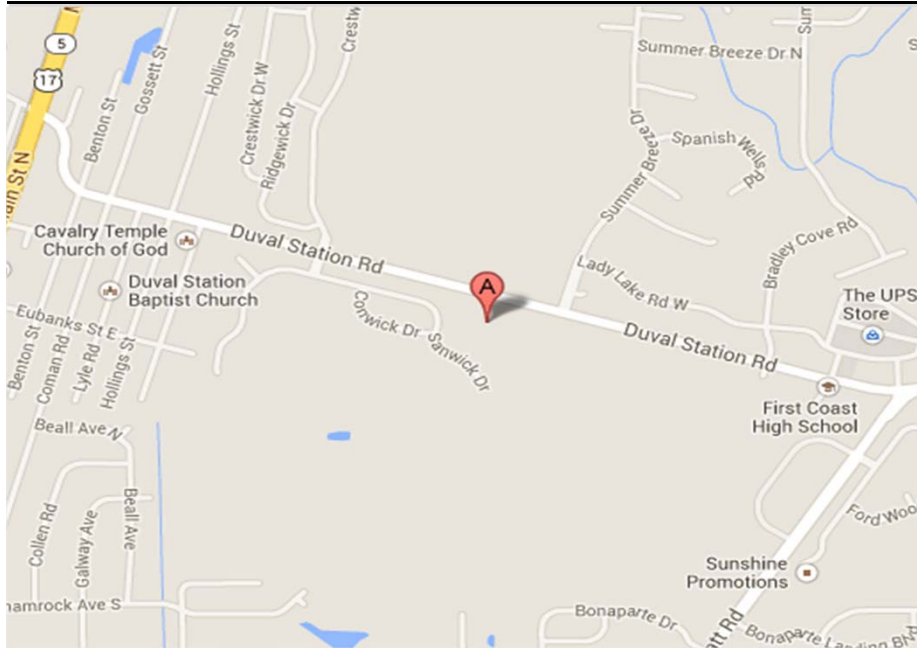
PROJECT START DATE:
November 2013

DISTRICT:
11

PROJECT PHASE:
Construction

PROJECT COMPLETION DATE:
February 2014

PROJECT NUMBER:
PW0655 02



Project Description:

The project is to eliminate road flooding and flooding at 530 Duval Station Road. In 1991, First Coast high School filled in the drainage ditch that conveyed this stormwater. Consequently, this area floods with every heavy rain event. After numerous attempts a design solution has been found and design will be completed in summer of 2013.

Operating Budget Impact:

The project will provide a reduction in ongoing maintenance (operational) expenses and elimination of potential liability to the City.

<u>Expenditures by Funding Source</u>	<u>Prior Yrs Funding</u>	<u>FY 13-14</u>	<u>FY 14-15</u>	<u>FY 15-16</u>	<u>FY 16-17</u>	<u>FY 17-18</u>	<u>Beyond 5th</u>	<u>Total Est Cost</u>
Banking Fund / Debt Proceeds		150,000						150,000
Pay-Go								-
Interest Earnings								-
Transfer Between Projects								-
Contribution from Private Source								-
Grant / Trust Fund								-
TOTAL	\$	- \$ 150,000	\$	- \$	- \$	- \$	- \$	\$ 150,000

CITY OF JACKSONVILLE, FLORIDA

PROJECT TITLE:
Crystal Springs Area Drainage

DEPARTMENT:
Public Works

PROGRAM:
Drainage

CIE REQUIREMENT:
No

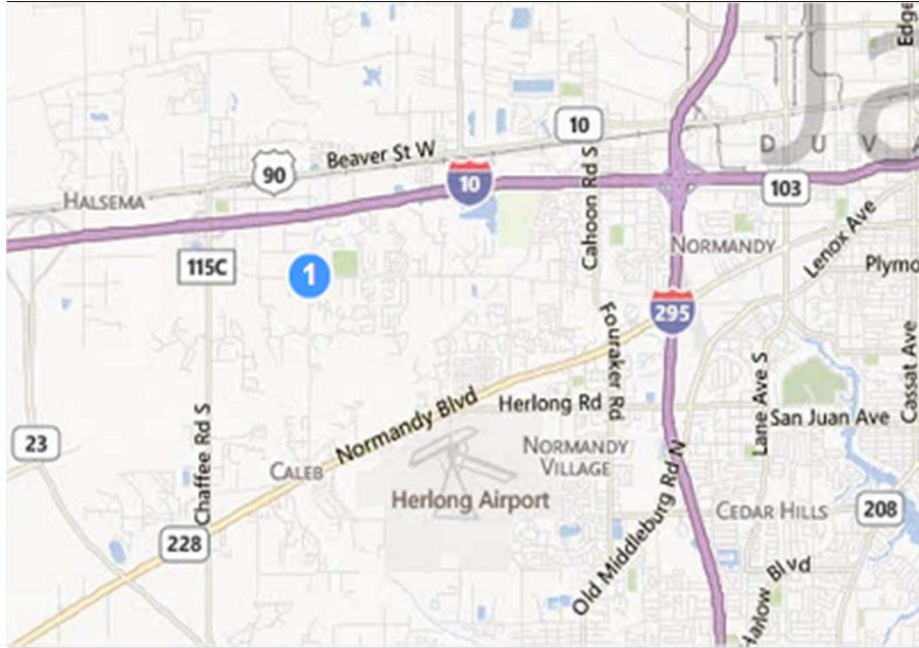
PROJECT START DATE:
October 2009

DISTRICT:
12

PROJECT PHASE:
Construction

PROJECT COMPLETION DATE:
September 2015

PROJECT NUMBER:
PW0382 02



Project Description:

The project is to replace the existing culvert which is undersized resulting in extensive flooding upstream as the storm water stages up. During heavy rainfall events the intersections and surrounding property flood. Design was completed Summer 2014 and construction will begin in 2014.

Operating Budget Impact:

The project will provide a reduction in ongoing maintenance (operational) expenses and elimination of potential liability to the City.

<u>Expenditures by Funding Source</u>	<u>Prior Yrs</u>							<u>Total Est Cost</u>
	<u>Funding</u>	<u>FY 13-14</u>	<u>FY 14-15</u>	<u>FY 15-16</u>	<u>FY 16-17</u>	<u>FY 17-18</u>	<u>Beyond 5th</u>	
Banking Fund / Debt Proceeds	1,800,000							1,800,000
Pay-Go			2,700,000					2,700,000
Interest Earnings								-
Transfer Between Projects								-
Contribution from Private Source								-
Grant / Trust Fund								-
TOTAL	\$ 1,800,000	\$ -	\$ 2,700,000	\$ -	\$ -	\$ -	\$ -	\$ 4,500,000

CITY OF JACKSONVILLE, FLORIDA

PROJECT TITLE:
Hamilton/Jersey Outfall to Roosevelt

DEPARTMENT:
Public Works

PROGRAM:
Drainage

CIE REQUIREMENT:
No

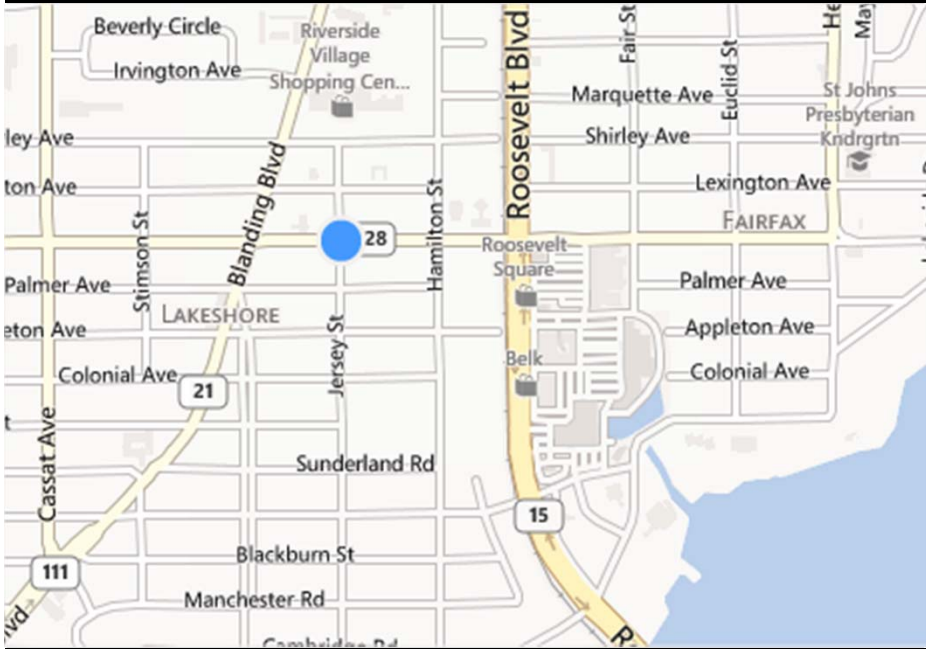
PROJECT START DATE:
June 2011

DISTRICT:
9

PROJECT PHASE:
Construction

PROJECT COMPLETION DATE:
September 2014

PROJECT NUMBER:
PW0294 02



Project Description:

Project will help improve outfall to relieve house flooding near Hamilton at Jersey Street. The additional funding will provide adequate funds to move forward with project construction.

Operating Budget Impact:

The project will provide a reduction in ongoing maintenance (operational) expenses and elimination of potential liability to the City.

<u>Expenditures by Funding Source</u>	<u>Prior Yrs</u>		<u>FY 13-14</u>	<u>FY 14-15</u>	<u>FY 15-16</u>	<u>FY 16-17</u>	<u>FY 17-18</u>	<u>Beyond 5th</u>	<u>Total Est Cost</u>
	<u>Funding</u>								
Banking Fund / Debt Proceeds	4,898,810		500,000						5,398,810
Pay-Go	200,000								200,000
Interest Earnings									-
Transfer Between Projects									-
Contribution from Private Source									-
Grant / Trust Fund									-
TOTAL	\$ 5,098,810	\$ 500,000	\$ -	\$ -	\$ -	\$ -	\$ -	\$ -	\$ 5,598,810

CITY OF JACKSONVILLE, FLORIDA

PROJECT TITLE:
Lower Eastside Drainage - Phase III

DEPARTMENT:
Public Works

PROGRAM:
Drainage

CIE REQUIREMENT:
No

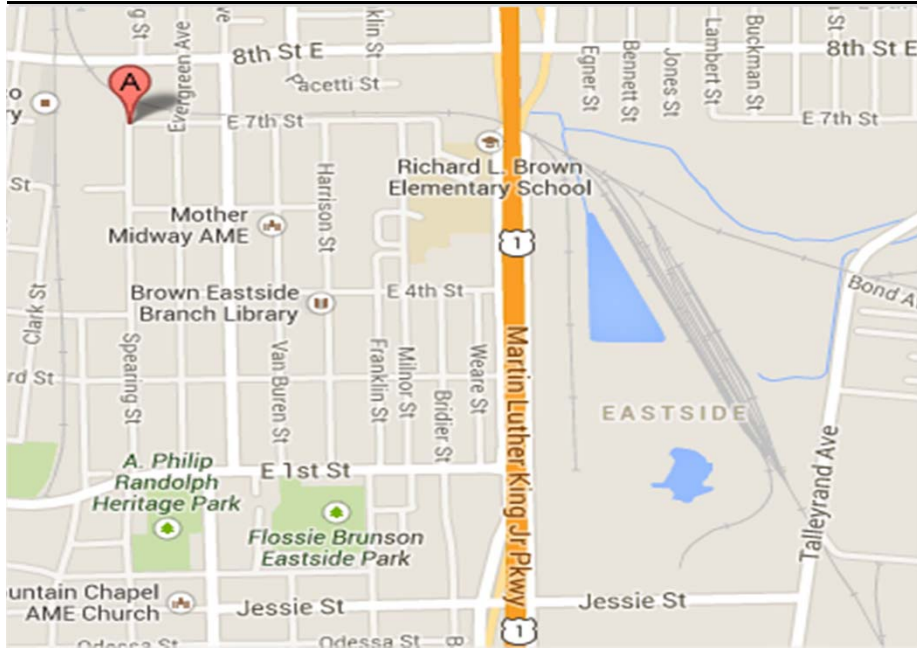
PROJECT START DATE:
October 2010

DISTRICT:
7

PROJECT PHASE:
Design/Construction

PROJECT COMPLETION DATE:
September 2016

PROJECT NUMBER:
PW0020 01



Project Description:

Project includes the design, permitting, right of way acquisition and construction of drainage improvements for flood reduction in the area bounded by Spearing Street on the west, 7th Street on the north, Martin Luther King Drive on the east, and 1st Street on the south. During phase three, the remaining Lower Eastside neighborhood's collection system will be addressed. Previous appropriations include \$4,574,000 in FY 11 and \$1,346,314 in FY 12.

Operating Budget Impact:

The project will provide a reduction in ongoing maintenance (operational) expenses and elimination of potential liability to the City.

Expenditures by Funding Source	Prior Yrs	FY 13-14	FY 14-15	FY 15-16	FY 16-17	FY 17-18	Beyond 5th	Total Est Cost
	Funding							
Banking Fund / Debt Proceeds	3,365,460							3,365,460
Pay-Go	500,000			726,000				1,226,000
Interest Earnings								-
Transfer Between Projects								-
Contribution from Private Source								-
Grant / Trust Fund								-
TOTAL	\$ 3,865,460	\$ -	\$ -	\$ 726,000	\$ -	\$ -	\$ -	\$ 4,591,460

CITY OF JACKSONVILLE, FLORIDA

PROJECT TITLE:
Messer Area Drainage

DEPARTMENT:
Public Works

PROGRAM:
Drainage

CIE REQUIREMENT:
No

PROJECT START DATE:
October 2009

DISTRICT:
8

PROJECT PHASE:
Design/Construction

PROJECT COMPLETION DATE:
September 2016

PROJECT NUMBER:
PW0709 01



Project Description:

Project includes a drainage study, design plans, permitting, right of way acquisition and construction of drainage improvements for flood reduction in the residential neighborhoods along Messer Road, north of Garden Street.

Operating Budget Impact:

The project will provide a reduction in ongoing maintenance (operational) expenses and elimination of potential liability to the City.

<u>Expenditures by Funding Source</u>	<u>Prior Yrs</u>							<u>Total Est Cost</u>
	<u>Funding</u>	<u>FY 13-14</u>	<u>FY 14-15</u>	<u>FY 15-16</u>	<u>FY 16-17</u>	<u>FY 17-18</u>	<u>Beyond 5th</u>	
Banking Fund / Debt Proceeds	2,725,000							2,725,000
Pay-Go	225,000			1,800,000				2,025,000
Interest Earnings								-
Transfer Between Projects								-
Contribution from Private Source								-
Grant / Trust Fund								-
TOTAL	\$ 2,950,000	\$ -	\$ -	\$ 1,800,000	\$ -	\$ -	\$ -	\$ 4,750,000

CITY OF JACKSONVILLE, FLORIDA

PROJECT TITLE:
Noroad/Lambing Drainage

DEPARTMENT:
Public Works

PROGRAM:
Drainage

CIE REQUIREMENT:
No

PROJECT START DATE:
October 2009

DISTRICT:
12

PROJECT PHASE:
Construction

PROJECT COMPLETION DATE:
September 2014

PROJECT NUMBER:
PW0706 01



Project Description:

This project will help improve outfall to relieve flooding at Noroad at Lambing Road.

Operating Budget Impact:

The project will provide a reduction in ongoing maintenance (operational) expenses and elimination of potential liability to the City.

Expenditures by Funding Source	Prior Yrs							Total Est Cost
	Funding	FY 13-14	FY 14-15	FY 15-16	FY 16-17	FY 17-18	Beyond 5th	
Banking Fund / Debt Proceeds	1,210,000	226,000						1,436,000
Pay-Go	190,000							190,000
Interest Earnings								-
Transfer Between Projects								-
Contribution from Private Source								-
Grant / Trust Fund								-
TOTAL	\$ 1,400,000	\$ 226,000	\$ -	\$ -	\$ -	\$ -	\$ -	\$ 1,626,000

CITY OF JACKSONVILLE, FLORIDA

PROJECT TITLE:
Old Plank Road Outfall

DEPARTMENT:
Public Works

PROGRAM:
Drainage

CIE REQUIREMENT:
No

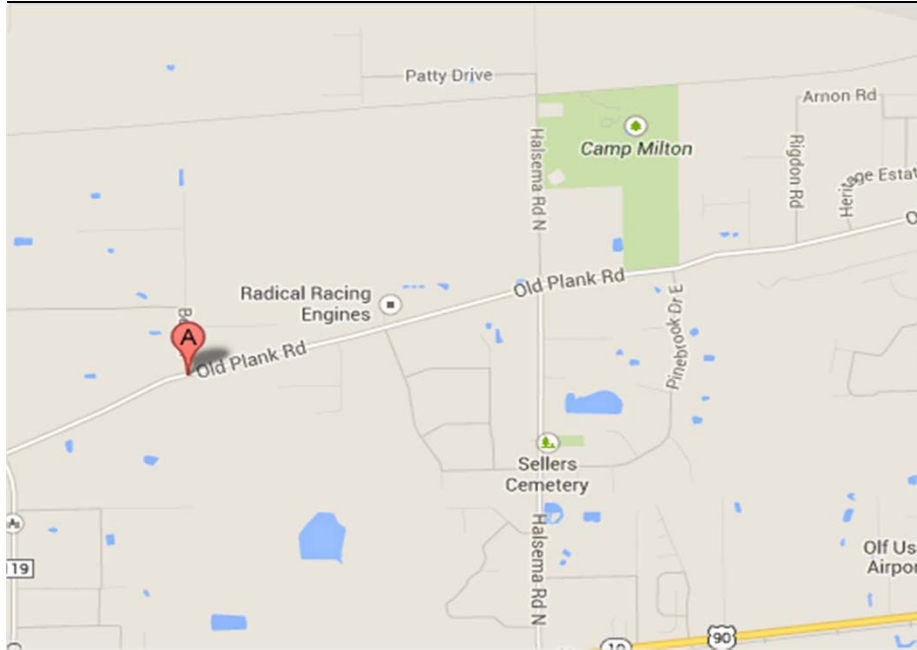
PROJECT START DATE:
October 209

DISTRICT:
11

PROJECT PHASE:
Design/Construction

PROJECT COMPLETION DATE:
September 2014

PROJECT NUMBER:
PW0707 01



Project Description:

Project will provide a drainage study, design plans, permitting, right of way acquisition and construction of drainage improvements for flood reduction along Old Plank Road between Bea Lane and Halsema Road. The additional funding will provide adequate funds to move forward with project construction.

Operating Budget Impact:

The project will provide a reduction in ongoing maintenance (operational) expenses and elimination of potential liability to the City.

<u>Expenditures by Funding Source</u>	<u>Prior Yrs</u>							<u>Total Est Cost</u>
	<u>Funding</u>	<u>FY 13-14</u>	<u>FY 14-15</u>	<u>FY 15-16</u>	<u>FY 16-17</u>	<u>FY 17-18</u>	<u>Beyond 5th</u>	
Banking Fund / Debt Proceeds	1,275,000	2,000,000						3,275,000
Pay-Go	225,000							225,000
Interest Earnings								-
Transfer Between Projects								-
Contribution from Private Source								-
Grant / Trust Fund								-
TOTAL	\$ 1,500,000	\$ 2,000,000	\$ -	\$ -	\$ -	\$ -	\$ -	\$ 3,500,000

CITY OF JACKSONVILLE, FLORIDA

PROJECT TITLE:
TMDL Initiative/River Accord
(includes trading)

DEPARTMENT:
Public Works

PROGRAM:
Drainage

CIE REQUIREMENT:
No

PROJECT START DATE:
October 2007

DISTRICT:
All

PROJECT PHASE:
Design/Construction

PROJECT COMPLETION DATE:
TBD

PROJECT NUMBER:
PW0676 01



Project Description:

This future allocation funds will help to support the City's responsibility to meet the Florida Department of Environmental Protection's TMDL (water quality improvement) requirement. This could include designing and constructing projects and water quality credit purchases.

Operating Budget Impact:

There is no impact to the operating budget.

Expenditures by Funding Source	Prior Yrs	FY 13-14	FY 14-15	FY 15-16	FY 16-17	FY 17-18	Beyond 5th	Total Est Cost
	Funding							
Banking Fund / Debt Proceeds	100,000							100,000
Pay-Go							167,038,272	167,038,272
Interest Earnings								-
Transfer Between Projects								-
Contribution from Private Source								-
Grant / Trust Fund								-
TOTAL	\$ 100,000	\$ -	\$ -	\$ -	\$ -	\$ -	\$ 167,038,272	\$ 167,138,272

CITY OF JACKSONVILLE, FLORIDA

PROJECT TITLE:
Septic Tank Phase Out

DEPARTMENT:
Public Works

PROGRAM:
Drainage

CIE REQUIREMENT:
No

PROJECT START DATE:
October 2010

DISTRICT:
All

PROJECT PHASE:
Construction

PROJECT COMPLETION DATE:
September 2014

PROJECT NUMBER:
PW0717 01



Project Description:

Through the Septic Tank Phase Out Program, the city seeks to eliminate septic tanks throughout Jacksonville that adversely impact surface water quality. The City's TMDL Basin Management Action Plan (FDEP Permit) identifies septic tank phase-out as a significant component of the City meeting its permitted requirements.

Operating Budget Impact:

There is no impact to the operating budget. The sanitary sewer systems that will be utilized (constructed) to eliminate the septic tanks will become the JEA's responsibility.

Expenditures by Funding Source	Prior Yrs	FY 13-14	FY 14-15	FY 15-16	FY 16-17	FY 17-18	Beyond 5th	Total Est Cost
	Funding							
Banking Fund / Debt Proceeds								-
Pay-Go	8,396,109	2,000,000	3,000,000	3,000,000	3,000,000	3,000,000		22,396,109
Interest Earnings								-
Transfer Between Projects								-
Contribution from Private Source								-
Grant / Trust Fund								-
TOTAL	\$ 8,396,109	\$ 2,000,000	\$ 3,000,000	\$ 3,000,000	\$ 3,000,000	\$ 3,000,000	\$ -	\$ 22,396,109

CITY OF JACKSONVILLE, FLORIDA

PROJECT TITLE:
New Stormwater Improvements

DEPARTMENT:
Public Works

PROGRAM:
Drainage

CIE REQUIREMENT:
No

PROJECT START DATE:
October 2014

DISTRICT:
All

PROJECT PHASE:
Design

PROJECT COMPLETION DATE:
September 2018

PROJECT NUMBER:
TBD TBD



Project Description:

This allocation will fund new stormwater drainage improvement projects which focus on flood control (quantity) and water treatment improvements (quality). The City's Master Stormwater Management Plan has identified 35 potential drainage improvement projects that are being studied in order to prioritize the projects for implementation. A recommended projects list will be presented to City Council for approval.

Operating Budget Impact:

Project will provide a reduction in ongoing maintenance (operational) expenses and elimination of potential liability to the City.

<u>Expenditures by Funding Source</u>	<u>Prior Yrs</u> <u>Funding</u>	<u>FY 13-14</u>	<u>FY 14-15</u>	<u>FY 15-16</u>	<u>FY 16-17</u>	<u>FY 17-18</u>	<u>Beyond 5th</u>	<u>Total Est Cost</u>
Banking Fund / Debt Proceeds			2,500,000	5,000,000	5,000,000	2,500,000		15,000,000
Pay-Go								-
Interest Earnings								-
Transfer Between Projects								-
Contribution from Private Source								-
Grant / Trust Fund								-
TOTAL	\$ -	\$ -	\$ 2,500,000	\$ 5,000,000	\$ 5,000,000	\$ 2,500,000	\$ -	\$ 15,000,000

CITY OF JACKSONVILLE, FLORIDA

PROJECT TITLE:
LaSalle Street Outfall

DEPARTMENT:
Public Works

PROGRAM:
Drainage

CIE REQUIREMENT:
No

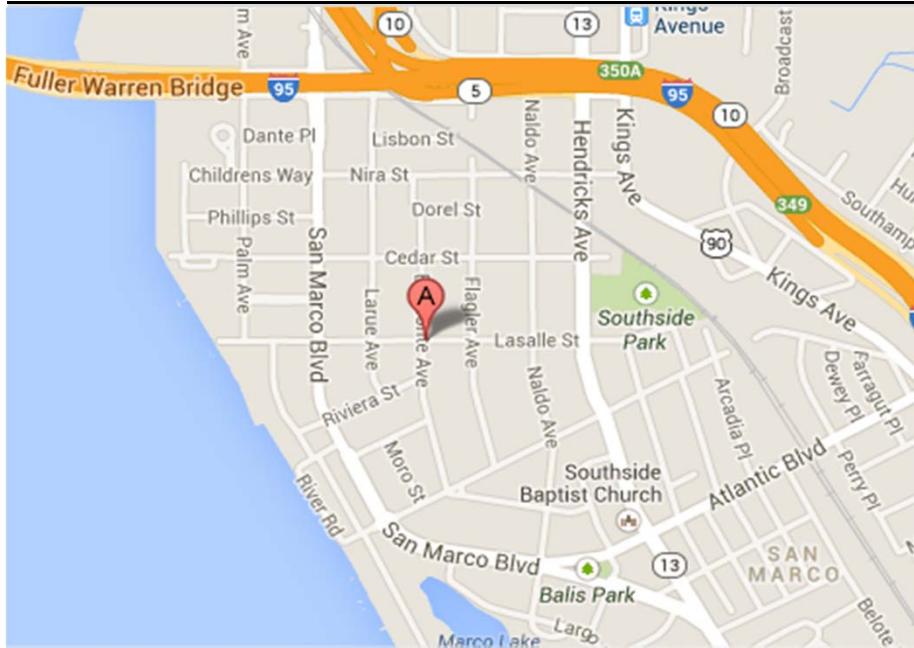
PROJECT START DATE:

DISTRICT:
5

PROJECT PHASE:
Design

PROJECT COMPLETION DATE:

PROJECT NUMBER:
PW0708 01



Project Description:

Project will provide drainage improvements in the San Marco Area to alleviate roadway flooding caused by heavy rainfall and high tides.

Operating Budget Impact:

There is no impact to the operating budget.

<u>Expenditures by Funding Source</u>	<u>Prior Yrs</u>	<u>FY 13-14</u>	<u>FY 14-15</u>	<u>FY 15-16</u>	<u>FY 16-17</u>	<u>FY 17-18</u>	<u>Beyond 5th</u>	<u>Total Est Cost</u>
	<u>Funding</u>							
Banking Fund / Debt Proceeds	50,000		2,000,000	2,000,000	2,000,000	1,000,000		7,050,000
Pay-Go								-
Interest Earnings								-
Transfer Between Projects								-
Contribution from Private Source								-
Grant / Trust Fund								-
TOTAL	\$ 50,000	\$ -	\$ 2,000,000	\$ 2,000,000	\$ 2,000,000	\$ 1,000,000	\$ -	\$ 7,050,000

CITY OF JACKSONVILLE, FLORIDA

PROJECT TITLE:
Stormwater Project Development & Feasibility Studies

DEPARTMENT:
Public Works

PROGRAM:
Drainage

CIE REQUIREMENT:
No

PROJECT START DATE:
October 2012

DISTRICT:
All

PROJECT PHASE:
Design

PROJECT COMPLETION DATE:
September 2016

PROJECT NUMBER:
PW0740 01



Project Description:

This allocation funds engineering studies that will evaluate various potential drainage projects throughout the City to determine which ones have cost effective solutions, define what the solutions are, identify what issues will need to be resolved and prepare cost project cost estimates.

Operating Budget Impact:

This project will provide a reduction in future operational & maintenance budgets. Identification of cost effective improvements will, when the projects are constructed, reduce on-going maintenance expenses and eliminate of potential liability to the City .

<u>Expenditures by Funding Source</u>	<u>Prior Yrs</u>							<u>Total Est Cost</u>
	<u>Funding</u>	<u>FY 13-14</u>	<u>FY 14-15</u>	<u>FY 15-16</u>	<u>FY 16-17</u>	<u>FY 17-18</u>	<u>Beyond 5th</u>	
Banking Fund / Debt Proceeds	250,000			250,000				500,000
Pay-Go								-
Interest Earnings								-
Transfer Between Projects								-
Contribution from Private Source								-
Grant / Trust Fund								-
TOTAL	\$ 250,000	\$ -	\$ -	\$ 250,000	\$ -	\$ -	\$ -	\$ 500,000

**FY 2014 APPROVED CAPITAL IMPROVEMENT PROJECTS
SOLID WASTE
BY FUNDING SOURCE**

Program Area	Project Name	Borrowed Funding	Grant	Pay-Go	Project Transfers	Interest & Revenue Appropriation	Trust Fund	Total FY 14 Approved
Environmental/ Quality of Life	Compressed Natural Gas Conversion: North & East Landfills	5,406,000						5,406,000

Total Per Year \$ 5,406,000 \$ - \$ - \$ - \$ - \$ - \$ - \$ 5,406,000

**FY 14 - 18 ADOPTED CAPITAL IMPROVEMENT PROJECTS
SOLID WASTE
BY FISCAL YEAR**

FUNDING SOURCE	FY 13-14	FY 14-15	FY 15-16	FY 16-17	FY 17-18
Borrowed Funds	5,406,000	23,677,000	20,000,000	6,000,000	-
Total Per Year	\$ 5,406,000	\$ 23,677,000	\$ 20,000,000	\$ 6,000,000	\$ -

Program Area	Project Name	Previously Appropriated	FY 13-14	FY 14-15	FY 15-16	FY 16-17	FY 17-18	Beyond 5th	Total Est. Expenditures
Environmental/ Quality of Life	Compressed Natural Gas Conversion: North & East Landfills		5,406,000	6,677,000					12,083,000
Environmental/ Quality of Life	Trail Ridge Landfill Expansion	1,333,283		17,000,000	20,000,000	6,000,000			44,333,283

Total Per Year \$ 1,333,283 \$ 5,406,000 \$ 23,677,000 \$ 20,000,000 \$ 6,000,000 \$ - \$ - \$ 56,416,283

CITY OF JACKSONVILLE, FLORIDA

PROJECT TITLE:
Compressed Natural Gas
Conversation - North & East
Landfills

DEPARTMENT:
Public Works

PROGRAM:
Government Facilities

CIE REQUIREMENT:
No

PROJECT START DATE:
April 2014

DISTRICT:
3

PROJECT PHASE:
Design/Construction

PROJECT COMPLETION DATE:
August 2015

PROJECT NUMBER:
SW0001 02



Project Description:

The East and North Landfills are both in the last years of the EPA/FDEP required Title V Air Monitoring Program. After the sites are removed from the program, methane gas will still be generated that requires destruction. Currently the Solid Waste Division (SWD) sells the gas to JEA for power generation; however, the system only generates enough gas to keep one of the four engines operable. Additionally the pump system at North is in need of critical upgrades to be able to operate. Conversion of the landfill methane gas system to a compressed natural gas system will allow SWD to convert seven diesel recycle trucks to single stream CNG recycle trucks to save approximately \$400,000 dollars per year in diesel fuel costs and double the revenue from the \$41.07 per ton the City gets for the curbside recycle program. The use of compressed natural gas from the landfill saves costs for the required monitoring of the closed landfills, saves fuel costs and doubles the revenue the City receives from the recycle program.

Operating Budget Impact:

Reduction of fuel costs by \$400,000/year, reduction of the O&M cost for the landfill gas monitoring contract by \$148,000/year and the increase in revenue from the recycle program of \$124,000/year to \$249,000/year for the City Service Area. Additional revenue would be from the sale of the excess CNG gas since the total produced is more than needed.

Expenditures by Funding Source	Prior Yrs Funding	FY 13-14	FY 14-15	FY 15-16	FY 16-17	FY 17-18	Beyond 5th	Total Est Cost
Banking Fund / Debt Proceeds		5,406,000	6,677,000					12,083,000
Pay-Go								-
Interest Earnings								-
Transfer Between Projects								-
Contribution from Private Source								-
Grant / Trust Fund								-
TOTAL		\$ 5,406,000	\$ 6,677,000	\$ -	\$ -	\$ -	\$ -	\$ 12,083,000

CITY OF JACKSONVILLE, FLORIDA

PROJECT TITLE:
Trail Ridge Landfill Expansion

DEPARTMENT:
Public Works

PROGRAM:
Government Facilities

CIE REQUIREMENT:
No

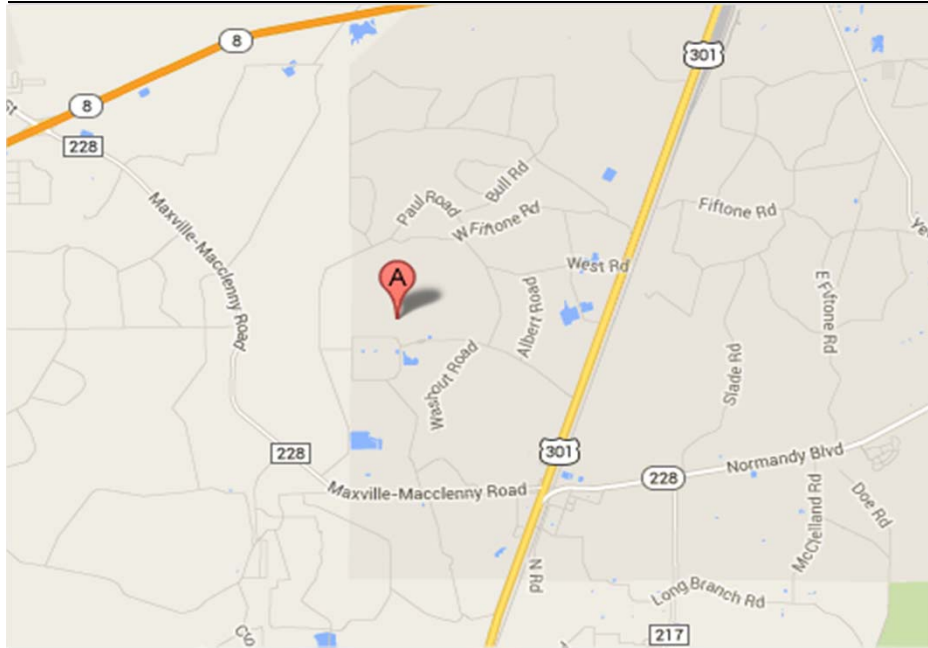
PROJECT START DATE:
October 2015

DISTRICT:
11

PROJECT PHASE:
Design/Construction

PROJECT COMPLETION DATE:
September 2017

PROJECT NUMBER:
SW0005 TBD



Project Description:
Trail Ridge Landfill has only 5 years of air space left for the disposal of solid waste. The site has approximately 977 acres of which 400 acres are occupied by the existing landfill footprint and supporting infrastructure. The remaining 577 acres is located to the north of the current disposal hill. The landfill expansion into this area will provide landfill capacity to Duval County residents at the current lowest feasible disposal cost for approximately 25-30 years of capacity. The expansion of the existing hill to the north into the first four disposal units along the north face of the current hill will capture a "valley" and provide \$150 million in new revenue to the City for the first 15 years of operations.

Operating Budget Impact:
Little change is anticipated since the cost of disposal operations is based on the tonnage received at the landfill. The landfill has a permitted capacity of 5,000 tons per day but only does 2,500-3,000 tons per day. Increased recycling efforts will cause tonnages to drop but preliminary estimates based on the new recycling process for residential haulers is +/- 10%.

Expenditures by Funding Source	Prior Yrs							Total Est Cost
	Funding	FY 13-14	FY 14-15	FY 15-16	FY 16-17	FY 17-18	Beyond 5th	
Banking Fund / Debt Proceeds	1,333,283		17,000,000	20,000,000	6,000,000			44,333,283
Pay-Go								-
Interest Earnings								-
Transfer Between Projects								-
Contribution from Private Source								-
Grant / Trust Fund								-
TOTAL	\$ 1,333,283	\$ -	\$ 17,000,000	\$ 20,000,000	\$ 6,000,000	\$ -	\$ -	\$ 44,333,283

**FY 2014 APPROVED CAPITAL IMPROVEMENT PROJECTS
COMMUNITY REDEVELOPMENT AREAS
BY FUNDING SOURCE**

Program Area	Project Name	Borrowed Funding	Grant	Pay-Go	Project Transfers	Interest & Revenue Appropriation	Trust Fund	Total FY 14 Approved
Roads/Infrastructure/Transportation	Duval Road Expansion (JIA CRA)			3,308,186		91814		3,400,000

Total Per Year \$ - \$ - \$ 3,308,186 \$ - \$ 91,814 \$ - \$ 3,400,000

**FY 14 - 18 ADOPTED CAPITAL IMPROVEMENT PROJECTS
COMMUNITY REDEVELOPMENT AREAS
BY FISCAL YEAR**

FUNDING SOURCE	FY 13-14	FY 14-15	FY 15-16	FY 16-17	FY 17-18
Paygo	3,308,186	3,400,000	3,400,000	3,400,000	
Interest & Revenue Appropriations	91,814				
Total Per Year	\$ 3,400,000	\$ 3,400,000	\$ 3,400,000	\$ 3,400,000	\$ -

Program Area	Project Name	Previously Appropriated	FY 13-14	FY 14-15	FY 15-16	FY 16-17	FY 17-18	Beyond 5th	Total Est. Expenditures
Roads/Infrastructure/Transportation	Duval Road Expansion (JIA CRA)	3,060,000	3,400,000						6,460,000
Roads/Infrastructure/Transportation	North Access Road (JIA CRA)			3,400,000	3,400,000	3,400,000			10,200,000

Total Per Year \$ 3,060,000 \$ 3,400,000 \$ 3,400,000 \$ 3,400,000 \$ 3,400,000 \$ - \$ - \$ 16,660,000

CITY OF JACKSONVILLE, FLORIDA

PROJECT TITLE:
Duval Road Expansion (JIA CRA)

DEPARTMENT:
City Council

PROGRAM:
Roads / Infrastructure /
Transportation

CIE REQUIREMENT:
Yes

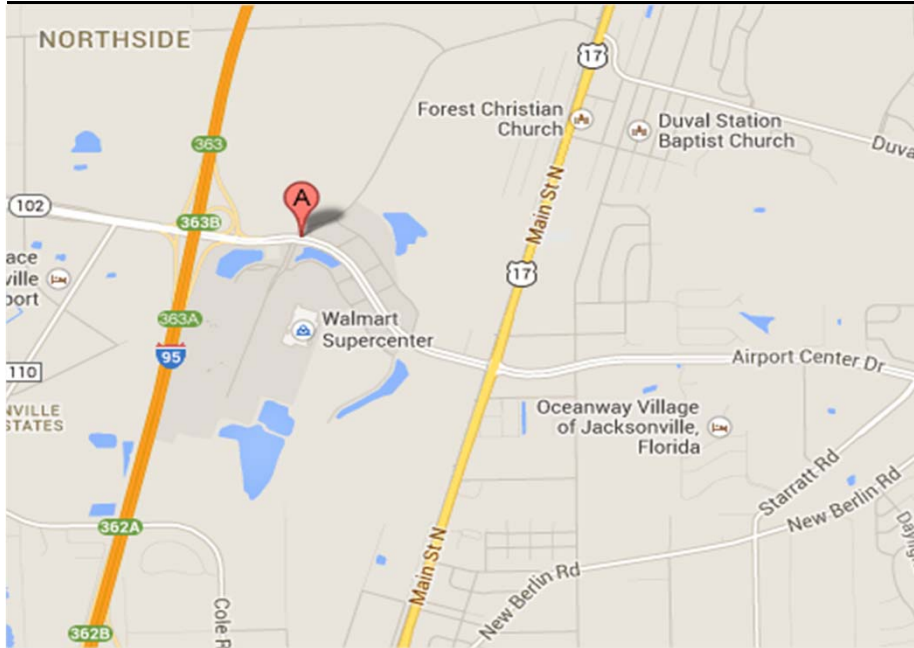
PROJECT START DATE:
October 2013

DISTRICT:
11

PROJECT PHASE:
Construction

PROJECT COMPLETION DATE:
September 2015

PROJECT NUMBER:
PW0685 01



Project Description:

Improvement of Duval Road between Main Street and Airport Center Drive, located in Council district 11. Authorized on 2012-492-E using funds transferred from the JIA area tax increment district fund (SF 185). Funding from FY13-14 only with a maximum indebtedness of \$3.4 million with all funding being paid to Roadway Builder as detailed in 2012-492-E.

Operating Budget Impact:

This new connecting roadway between Main Street and Airport center Drive will be maintained by the City, thus includes right-of-way annual mowing.

<u>Expenditures by Funding Source</u>	<u>Prior Yrs Funding</u>	<u>FY 13-14</u>	<u>FY 14-15</u>	<u>FY 15-16</u>	<u>FY 16-17</u>	<u>FY 17-18</u>	<u>Beyond 5th</u>	<u>Total Est Cost</u>
Banking Fund / Debt Proceeds								-
Pay-Go	3,060,000	3,308,186						6,368,186
Interest Earnings		91,814						
Transfer Between Projects								-
Contribution from Private Source								-
Grant / Trust Fund								-
TOTAL	\$ 3,060,000	\$ 3,400,000	\$ -	\$ -	\$ -	\$ -	\$ -	\$ 6,368,186

CITY OF JACKSONVILLE, FLORIDA

PROJECT TITLE:
North Access Road (JIA CRA)

DEPARTMENT:
City Council

PROGRAM:
Roads / Infrastructure /
Transportation

CIE REQUIREMENT:
Yes

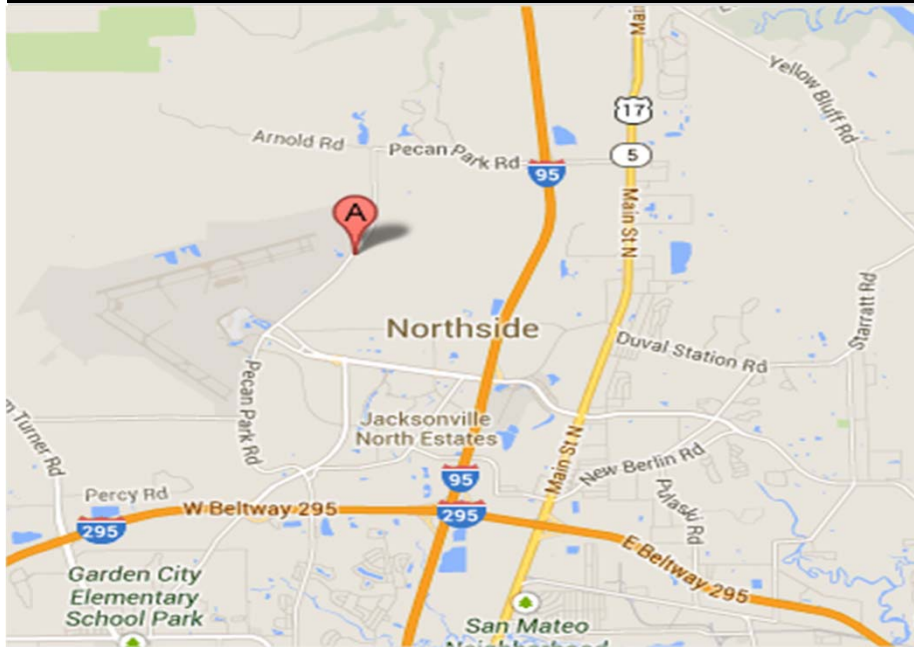
PROJECT START DATE:
October 2014

DISTRICT:
11

PROJECT PHASE:
Construction

PROJECT COMPLETION DATE:
September 2017

PROJECT NUMBER:
PW0685 01



Project Description:

Construction of a new connecting roadway between SR 102 and Pecan Park Road and the widening of Pecan Park Road from I-95 to the intersection of JIA north access road. Ord 2012-492-E authorized the use of JIA area tax increment district funds (SF 185) to be paid to the Florida Department of Transportation. Funding for FY 14-15, FY15-16 and FY16-17 only with a maximum indebtedness of \$10.0 million.

Operating Budget Impact:

This new connecting roadway between SR 102 and Pecan Park Road will be maintained by the City, thus includes right-of-way annual mowing.

<u>Expenditures by Funding Source</u>	<u>Prior Yrs</u>	<u>FY 13-14</u>	<u>FY 14-15</u>	<u>FY 15-16</u>	<u>FY 16-17</u>	<u>FY 17-18</u>	<u>Beyond 5th</u>	<u>Total Est Cost</u>
	<u>Funding</u>							
Banking Fund / Debt Proceeds								-
Pay-Go			3,400,000	3,400,000	3,400,000			10,200,000
Interest Earnings								-
Transfer Between Projects								-
Contribution from Private Source								-
Grant / Trust Fund								-
TOTAL		\$ -	\$ 3,400,000	\$ 3,400,000	\$ 3,400,000	\$ -	\$ -	\$ 10,200,000

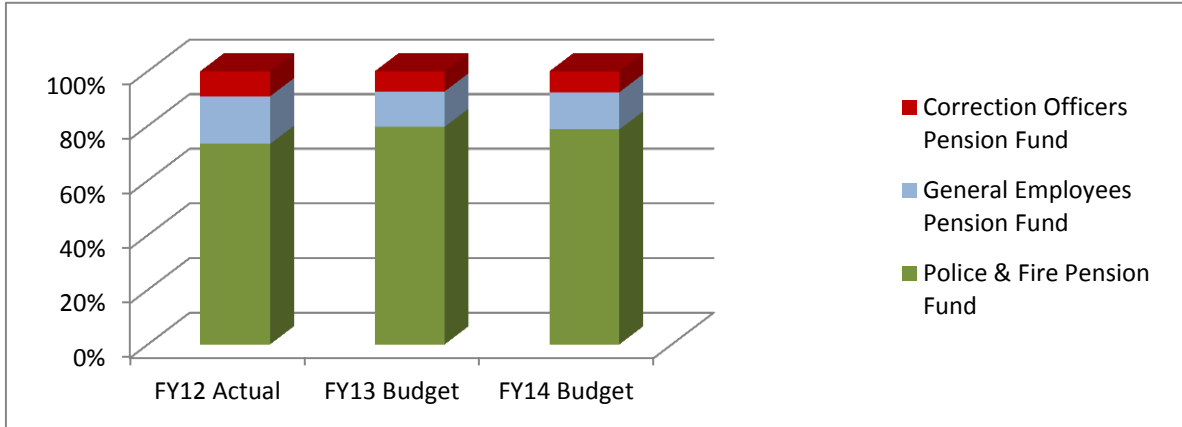


APPENDIX

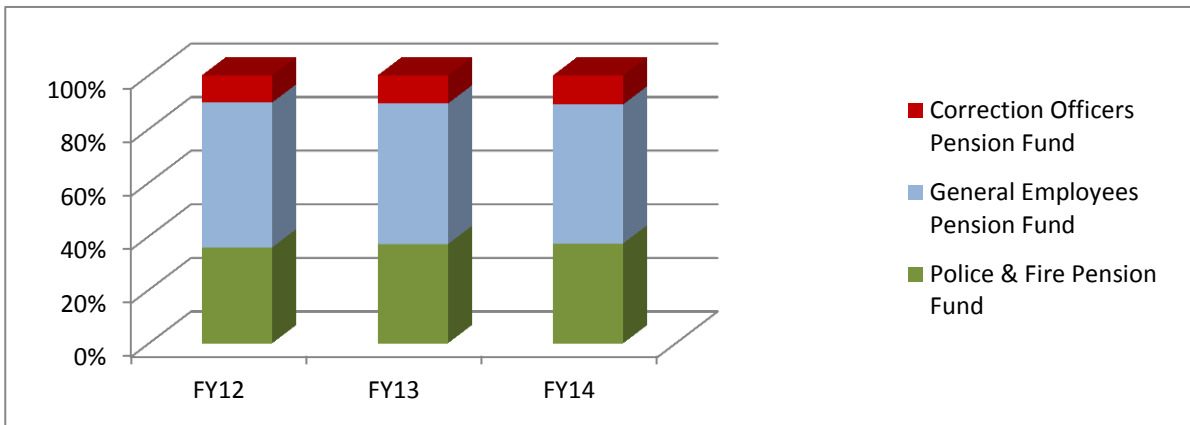
Pension Plan Data
Assessed and Estimated Actual Values of Taxable Property
Property Tax Rates – All Overlapping Governments
Value of Building Permits Issued
Construction Activity
Civilian Labor Force, Employment, and Unemployment
Gross Sales and Florida Price Level Index for Duval County
Miscellaneous Statistical Data
Demographic Information
Glossary

PENSION PLAN DATA GENERAL FUND

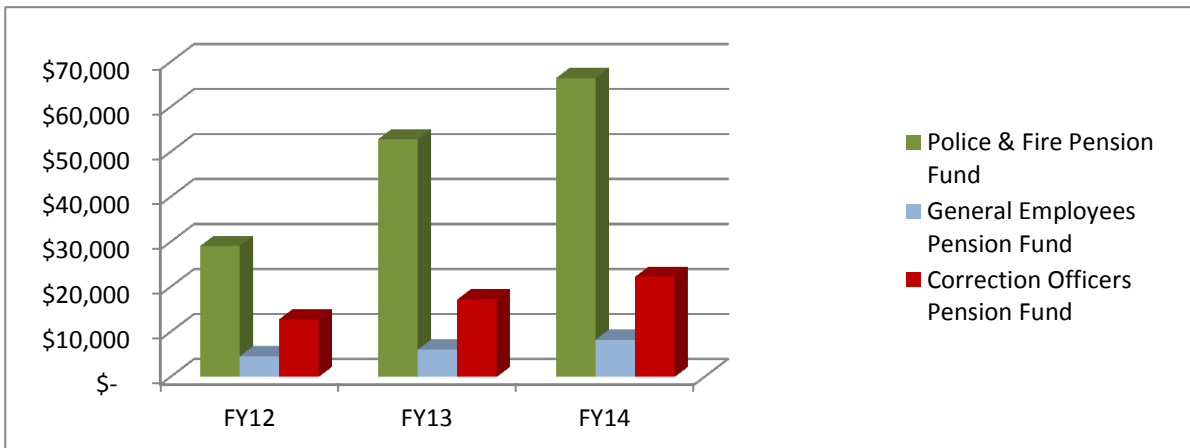
The graph below illustrates the makeup of the total pension expense by pension plan.



The graph below illustrates the number of participants by pension plan.



The graph below shows the average cost per participant in the various pension plan.



ASSESSED AND ESTIMATED ACTUAL VALUES OF TAXABLE PROPERTY

Last Ten Fiscal Years

(in thousands)

Tax Year	Assessed Taxable Values				Estimated Actual Values (4)	Ratio of Assessed to Actual Values
	Real Property (1)	Personal Property (2)	Centrally Assessed Property (3)	Total Taxable Property		
2004	35,588,575	4,488,617	189,987	40,267,179	60,763,555	66.27
2005	40,587,166	5,117,180	148,323	45,852,669	68,385,952	67.05
2006	46,764,105	5,032,337	154,700	51,951,142	77,477,171	67.05
2007	55,944,510	5,093,426	171,758	61,209,694	92,412,916	66.23
2008	60,150,228	4,745,482	176,783	65,072,493	95,707,463	67.99
2009	57,194,144	4,844,087	196,194	62,234,425	92,957,955	66.94
2010	54,340,225	4,664,978	139,919	59,145,122	88,556,383	66.79
2011	50,661,449	4,589,892	156,597	55,407,938	82,854,945	66.87
2012	48,061,261	4,502,734	163,466	52,727,461	79,159,316	66.61
2013	47,548,194	4,389,126	161,643	52,098,963	78,303,500	66.53

- (1) Prior to FY 81, State Homestead Laws exempted from taxation the first \$5,000 of assessed value for qualified homeowners. For FY 81, the homestead exemption was increased to \$15,000; for FY 82, it was increased to \$20,000; and for FY 83 through FY07, it was increased to \$25,000. Commencing with FY 08, the homestead exemption increased to \$50,000.
- (2) Personal property values are also net of certain allowable exemptions - primarily for inventories (which have not been assessed since FY 82) and government property.
- (3) Centrally assessed property is railroad property and private car line property, which must be separately assessed.
- (4) Estimated actual values are the total "just" values of property subject to taxation, as defined by 193.011, Florida Statutes.

NOTE: These figures derive from the School Board Preliminary Tax Roll that is submitted to the Department of Revenue by July 1st of each year.

Source: Duval County Property Appraiser's Office

PROPERTY TAX RATES - - ALL OVERLAPPING GOVERNMENTS

Last Ten Fiscal Years
(Per \$1,000 of Assessed Value)

Year	District (Note 1)	City of Jacksonville			Other Taxing Authorities			Combined Millage Total
		Operations	Debt Service	Total	Schools	Water Management District	FIND (Note 2)	
2005	GSD	9.6879	0.4730	10.1609	8.0920	0.4620	0.0385	18.7534
	USD	9.6879	0.4730	10.1609	8.0920	0.4620	0.0385	18.7534
2006	GSD	9.6500	0.4210	10.0710	8.0040	0.4620	0.0385	18.5755
	USD	9.6500	0.4210	10.0710	8.0040	0.4620	0.0385	18.5755
2007	GSD	9.6400	0.3420	9.9820	7.7000	0.4620	0.0385	18.1825
	USD	9.6400	0.3420	9.9820	7.7000	0.4620	0.0385	18.1825
2008	GSD	8.4841	0.1510	8.6351	7.6040	0.4158	0.0345	16.6894
	USD	8.4841	0.1510	8.6351	7.6040	0.4158	0.0345	16.6894
2009	GSD	8.4841	0.0000	8.4841	7.5610	0.4158	0.0345	16.4954
	USD	8.4841	0.0000	8.4841	7.5610	0.4158	0.0345	16.4954
2010	GSD	9.2727	0.0000	9.2727	7.5820	0.4158	0.0345	17.3050
	USD	9.2727	0.0000	9.2727	7.5820	0.4158	0.0345	17.3050
2011	GSD	10.0353	0.0000	10.0353	7.8440	0.4158	0.0345	18.3296
	USD	10.0353	0.0000	10.0353	7.8440	0.4158	0.0345	18.3296
2012	GSD	10.0353	0.0000	10.0353	7.5530	0.3313	0.0345	17.9541
	USD	10.0353	0.0000	10.0353	7.5530	0.3313	0.0345	17.9541
2013	GSD	10.0353	0.0000	10.0353	7.6000	0.3313	0.0345	18.0011
	USD	10.0353	0.0000	10.0353	7.6000	0.3313	0.0345	18.0011
2014	GSD	11.4419	0.0000	11.4419	7.3880	0.3283	0.0345	19.1927
	USD	11.4419	0.0000	11.4419	7.3880	0.3283	0.0345	19.1927

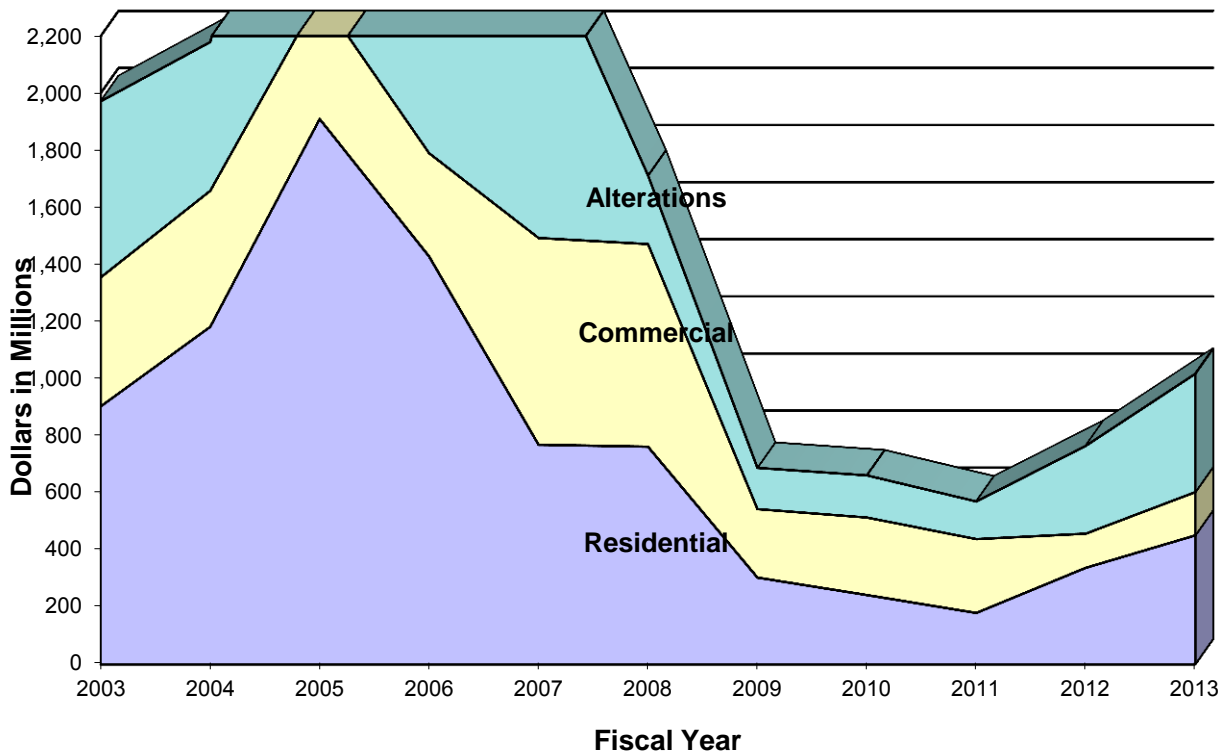
(1) The City of Jacksonville has a total of six (6) taxing districts within its jurisdiction. The most prevalent rates are the GSD (General Services District) and the USD (Urban Services District 1) which are shown here. The GSD applies to most taxpayers and is effectively a county-wide rate.

(2) Florida Inland Navigational District (FIND)

Source: Duval County Property Appraiser's Office

VALUE OF BUILDING PERMITS ISSUED
(Millions of Dollars)

The graph below illustrates the trend Jacksonville has experienced during the past 11 years. The \$1,016.6 million in building permits issued during the 2012-2013 fiscal year reflects an increase of \$252.1 million (33.0%) over the prior year. Alterations experienced the most significant increase of \$106.7 million (34.7%) over the prior year. Residential and Commercial New Construction also increased by \$113.4 million (33.6%) and \$31.9 million (26.7%), respectively over the prior year.



CONSTRUCTION ACTIVITY

**Last Ten Fiscal Years
(Dollars in Thousands)**

Year	New Construction *			Total	Permits >\$1MM **	Increase in Family Units **
	Residential	Commercial	Alterations			
2004	1,181,385	476,224	521,114	2,178,723	253	9,523
2005	1,909,429	432,980	1,311,678	3,654,088	297	13,017
2006	1,427,870	361,426	878,146	2,667,442	318	10,736
2007	768,476	723,964	1,078,323	2,570,762	358	6,736
2008	761,547	709,525	240,506	1,711,578	295	9,386
2009	303,218	239,636	144,453	687,307	123	6,961
2010	242,012	271,391	147,618	661,021	71	7,037
2011	179,354	258,421	131,823	569,598	68	6,271
2012	337,384	119,484	307,636	764,504	165	7,166
2013	450,815	151,426	414,352	1,016,593	141	10,288

Sources: *City of Jacksonville Building Inspection Division -- New Housing Starts Spreadsheet

**Information Technologies Division -- query from Building Inspection Division database

**CIVILIAN LABOR FORCE, EMPLOYMENT, AND UNEMPLOYMENT
JACKSONVILLE SMA***

As of September 30th:

Year	Civilian			Rate
	Labor Force	Employment	Unemployment	
2004	616,526	587,322	29,204	4.70
2005	623,026	600,127	22,899	3.70
2006	642,770	620,959	21,811	3.39
2007	661,353	635,666	25,687	3.88
2008	676,906	634,030	42,876	6.33
2009	689,650	617,276	72,374	10.49
2010	690,752	611,308	79,444	11.50
2011	687,829	610,913	76,916	11.18
2012	692,529	622,835	69,694	10.06
2013	696,351	638,800	57,551	8.26

*The Jacksonville Standard Metropolitan Area (SMA) currently is comprised of Baker, Clay, Duval, Nassau, and St. Johns Counties. Prior years' history have been re-stated to conform to the current SMA.

Source: Florida Research and Economic Database (FRED)

**GROSS SALES,
AND FLORIDA PRICE LEVEL INDEX
FOR DUVAL COUNTY**

Last Ten Calendar Years

(dollars in thousands)

Year	Gross Sales	Florida Price Level Index *
2003	33,615,046	97.20
2004	33,307,667	102.29
2005	38,136,809	101.95
2006	42,322,115	101.79
2007	44,187,340	101.74
2008	43,756,562	101.93
2009	37,913,165	101.90
2010	38,317,084	101.52
2011	39,183,524	101.64
2012	41,337,030	101.47

* The Florida Price Level Index is a spatial index of 120 items which is similar in composition to the Consumer Price Index. However, instead of measuring the change in prices over time, it indicates the relative cost of maintaining a set standard of living, compared to the statewide average (recomputed each year at a base of 100).

Sources: Gross sales from the University of Florida, Bureau of Economic and Business Research

Florida price indices from the Department of Education Office of Budget and Management

MISCELLANEOUS STATISTICAL DATA

September 30, 2013

First Charter: February 11, 1832

Consolidation: October 1, 1968

Form of Government: Mayor and City Council – 14 Council members are elected by district and five Council members are elected at-large.

Area: 840.1 square miles of which 765.8 square miles is land and 74.3 is water.

Census History

<u>Year</u>	<u>Jacksonville</u>	<u>Duval County</u>	<u>Jacksonville SMSA*</u>
1900	28,429	39,733	64,187
1910	57,699	75,163	105,012
1920	92,588	113,540	143,562
1930	129,549	155,503	190,413
1940	173,065	210,143	247,449
1950	204,517	304,029	356,161
1960	201,030	455,411	522,169
1970	504,265 **	528,865	612,585
1980	540,920 **	571,003	722,252
1990	635,230 **	672,971	906,725
2000	735,617 **	778,879	1,100,491
2010	778,879 **	864,263	1,318,481

* The Jacksonville SMSA (Standard Metropolitan Statistical Area) as recently redefined, includes Clay, Duval, Nassau, and St. Johns Counties; for comparative purposes, prior years' history has been correspondingly restated.

** After Consolidation.

Solid Waste Disposal: Number of City Landfills in Operation 1
 Annual Tonnage 699,934.62
 Number of City-Contracted Yard Waste Recycling Facilities 1
 Annual Tonnage 96,659.98

Motor Vehicle Inspection: Number of Vehicles Inspected 9,527

Fire Protection: 52 Fire Stations and 2 Marine-Based Stations
 873 Full-Time Employees Budgeted and 23 Volunteers

Rescue: 40 Rescue Units in Fire Stations
 298 Full-Time Employees Budgeted

Police Protection: Average Daily Police Calls for Service 4,029

Average Daily Population by Institution:

John E. Goode Pre-trial Detention Facility	2,474
James I. Montgomery Correctional Center	595
Community Corrections Division	266
Home Detention	78
Hospitals	6

MISCELLANEOUS STATISTICAL DATA**September 30, 2013**

(continued)

Parks and Recreation:	<u>Property Owner Total Acreage: 59,470.85</u>	
	Associations	18.87
	Active Recreation Parks	8,116.33
	Waterfront Management (Preservation)	27,649.26
	School Board	316.92
	Partnerships between City and Other Agencies	23,369.47
	<u>Breakdown</u>	
	RCS Parks	7,780.54 acres
	Associations	18.87 acres
	Federal	796.36 acres
	Florida State Parks	8,586.84 acres
	Jacksonville Beach	42.05 acres
	National Park Service	46,439.25 acres
	Preservation	27,649.26 acres
	DCSB	316.92 acres
	SJRWMD	3,441.38 acres
	<u>Amenity:</u>	
	Basketball Courts	146
	Boat Ramps	25
	Community Centers	61
	Playgrounds	284
	Softball and Baseball Diamonds	271
	Swimming Pools	35
	Tennis Courts	161
	Soccer Fields	84
	Trails	265 miles
	<u>Special Facilities:</u>	
	Bethesda Park	49 acres
	Alejandro Garces Camp Tomahawk Park	20.5 acres
	Jack Drew Softball Complex	25.477 acres
	Huguenot Memorial Park	363.56 acres
	Kathryn Abbey Hanna Park	446.92 acres
	Metropolitan Park	28.58 acres
Convention Center:	<u>Prime Osborn Convention Center</u>	
	Convention Center	265,000 sq. ft.
	Meeting Rooms	22
	Parking Spaces	860
	Exhibit Hall	78,500 sq. ft.
	Ballroom	10,000 sq. ft.
	Grand Lobby	10,000 sq. ft.
	Courtyard	11,000 sq. ft.
Performing Arts Center:	<u>Times Union Center for the Performing Arts</u>	
	Moran Theater	3,000 seats
	Jacoby Concert Hall	1,800 seats
	Terry Theater	600 seats

MISCELLANEOUS STATISTICAL DATA**September 30, 2013**

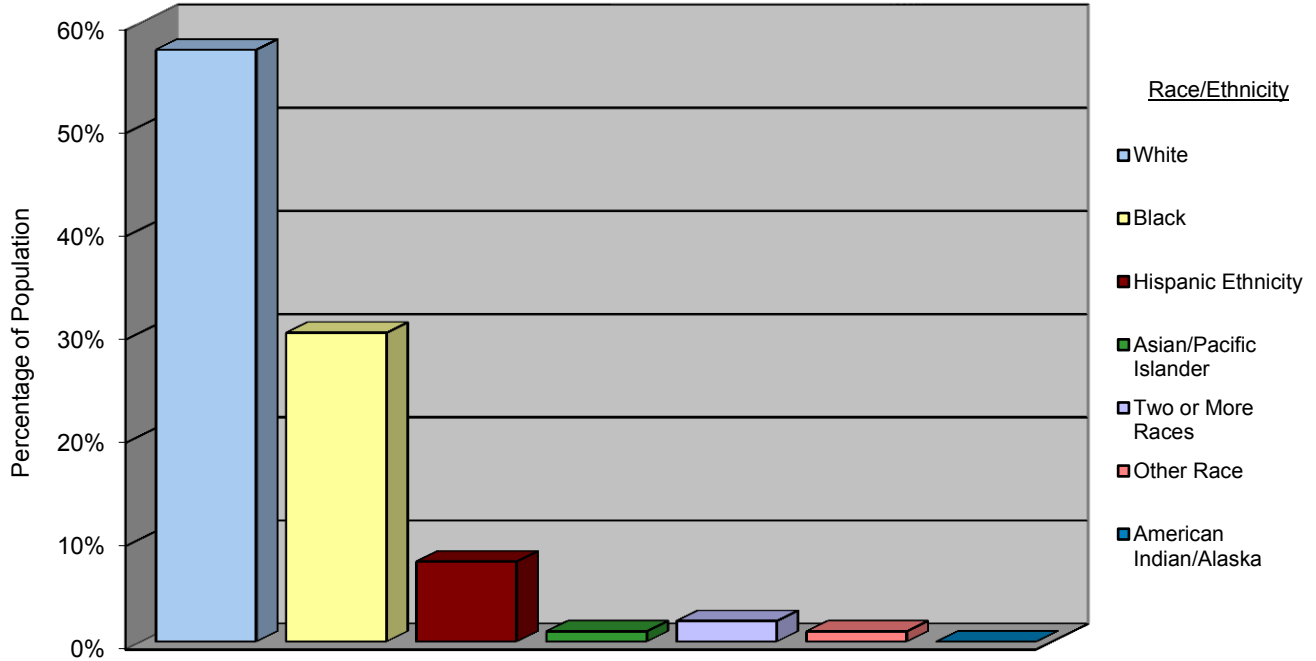
(continued)

Sports Complex:	<u>Jacksonville Veterans Memorial Arena</u>	
	Seating Capacity	14,300 seats
	<u>Baseball Grounds at Jacksonville</u>	
	Seating Capacity	8,990 seats
	<u>EverBank Field</u>	
	Football Seating Capacity	76,767 seats
	Football Seating Capacity (with temporary seating)	82,209 seats
	Concert Seating Capacity	60,300 seats
	Parking Spaces	6,318
	Clubs (East and West)	2 @ 5,614 ea
Water System:	Residential Customers	289,427
	Commercial & Industrial Customers	23,487
	Total Customers	312,914
	Average Daily Demand	90.7 MGD
	Maximum Day Demand	134.0 MGD
	Number of Wells	134
	Number of Water Treatment Plants	36
	Water Mains Installed or Replaced	38 miles
	Total Miles of Water Mains	4,306 miles
Wastewater System:	Residential Customers	221,821
	Commercial & Industrial Customers	17,462
	Total Customers	239,283
	Average Daily Flow	64.7 MGD
	Number of Treatment Plants	11
	Number of Pumping Stations	1,296
	Sewer Lines Replaced or Reconditioned	41 miles
	Total Sewer Lines	3,789 miles
Roads:	City Maintained Paved Roads	3,662.99 miles
	City Maintained Dirt Roads	<u>4.07 miles</u>
	Total City Maintained Roads	3,667.06 miles
	State Maintained Roads	
	Primary Roads	358.2 miles
	Expressways	<u>120.2 miles</u>
	Total State Maintained Roads	478.4 miles
Animal Care and 57,270	Responses by Officers	
	Protective Services:	
	Complaints Received	24,991
	Animals Impounded	6,388
Facilities Managed by Public Parking:	Downtown Parking Garages (4) Capacity	2,831
	Downtown Parking Lots (3) Capacity	470
	On-Street Meters	1,650



DEMOGRAPHIC INFORMATION

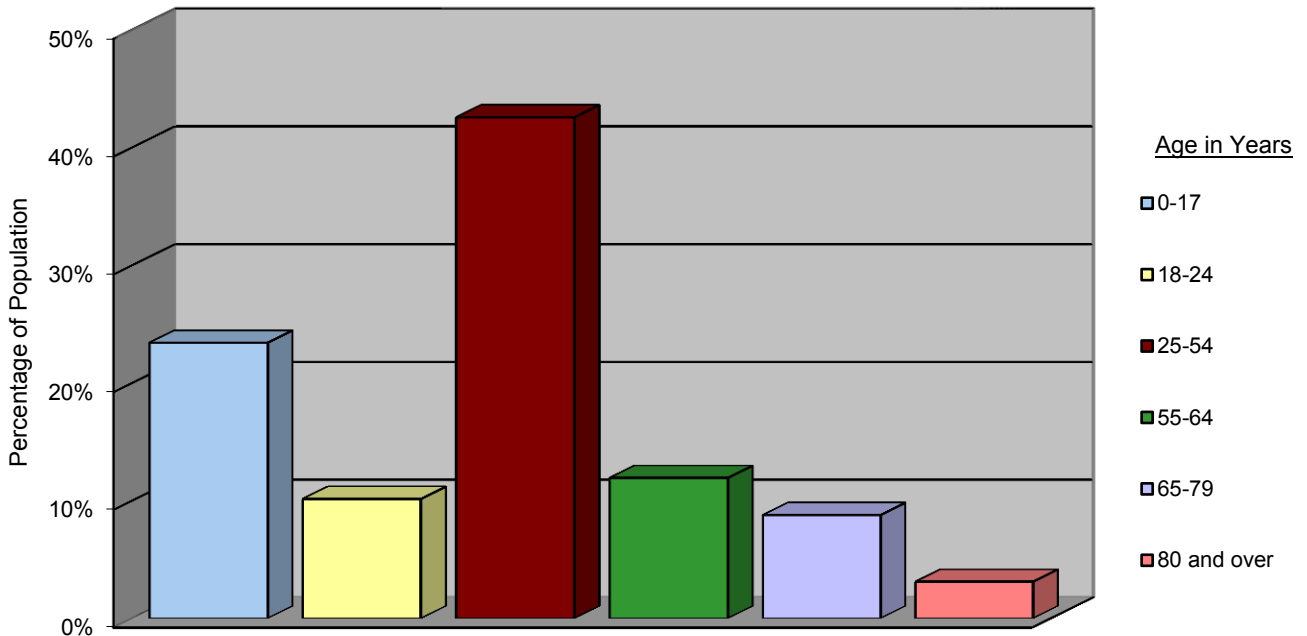
POPULATION BY RACE/ETHNICITY - DUVAL COUNTY*



*Source:

University of Florida. Bureau of Economics and Business Research. Population Program, Florida Population Studies, 2012. p. 23

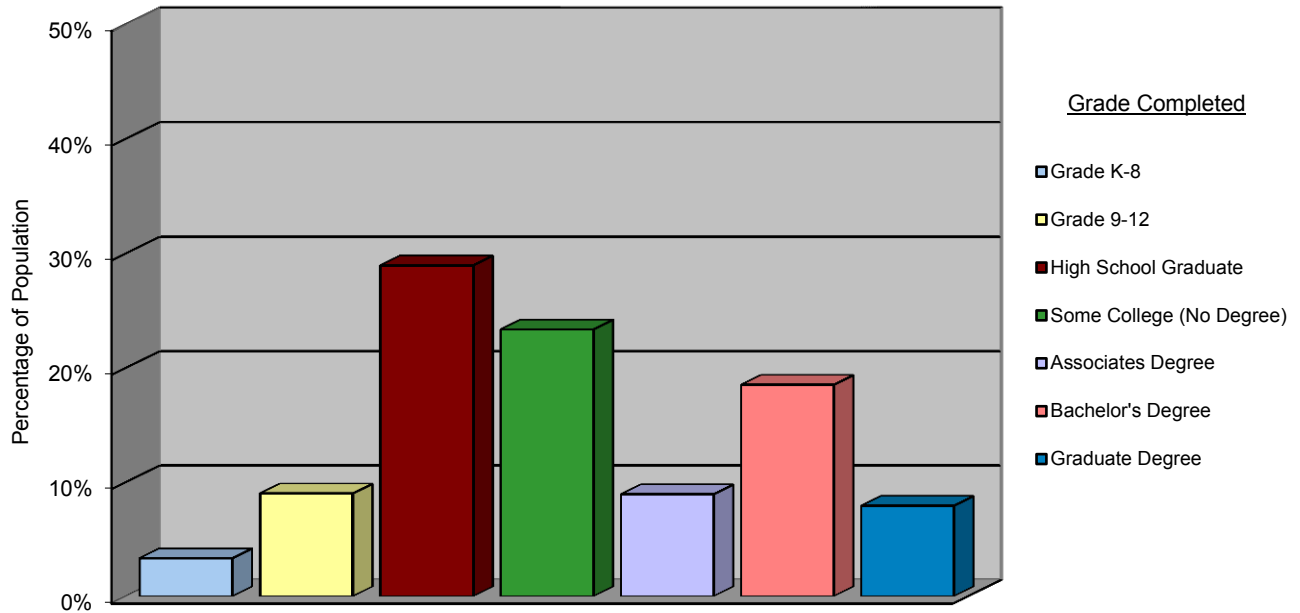
POPULATION BY AGE - DUVAL COUNTY*



DEMOGRAPHIC INFORMATION

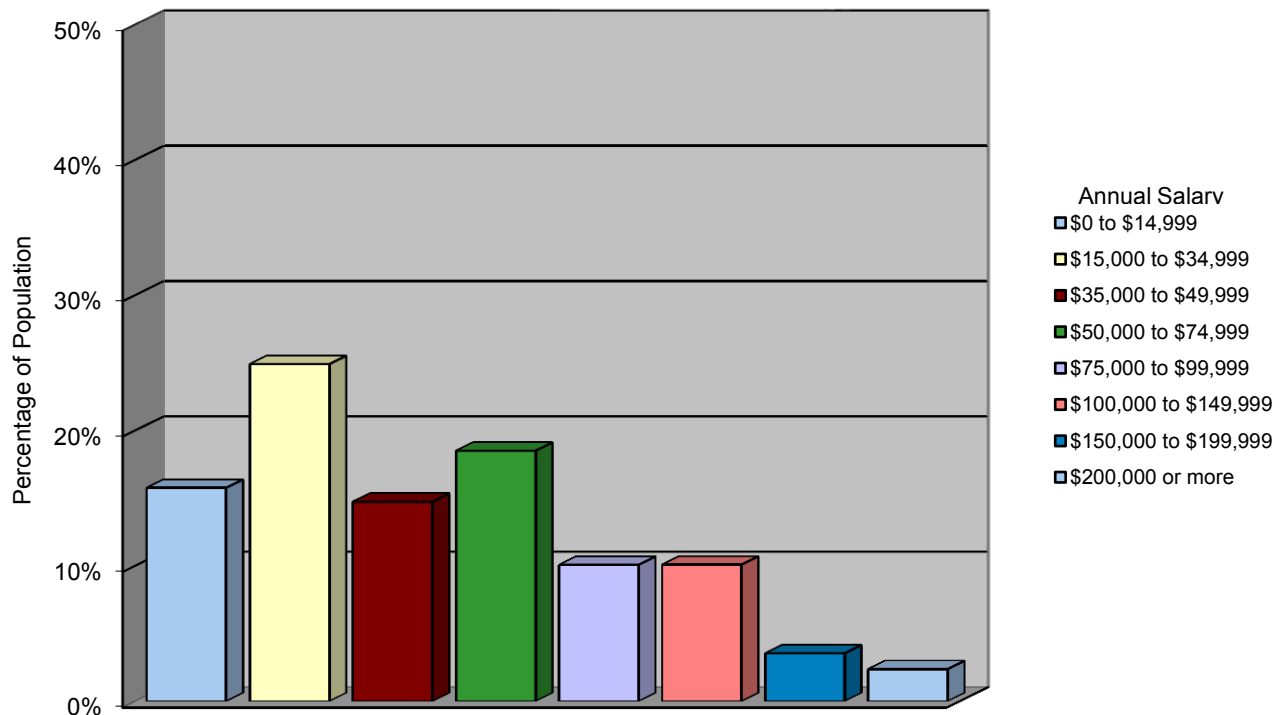
(continued)

EDUCATIONAL ATTAINMENT - AGE 25 AND OVER**



**Source:
U.S. Census Bureau, 2012 American Community Survey

HOUSEHOLDS BY INCOME - DUVAL COUNTY



GLOSSARY

ACTIVITY. The basic organizational unit for budgetary and accounting purposes, which often closely follows operational structure.

ADJUSTMENT FOR ACCRUAL. The adjustment to salaries and wages shown on the personnel services schedules which provides funding for the net difference in days between fiscal year-end accrual and reversal adjustments.

AD VALOREM TAX REVENUE. Revenue generated by placing a tax on the value of real, personal, and centrally assessed property that is subject to taxation, as defined by Florida Statutes.

ANNUAL BUDGET. A budget applicable to a single fiscal year.

ANNUAL BUDGET ORDINANCE. The ordinance that appropriates funds and adopts operating budgets for the general government and its independent agencies for the fiscal year beginning on October 1. The annual budget ordinance establishes the original budget for virtually all programs that are a permanent part of the City of Jacksonville, outlines compliance with state law and applicable bond covenants, establishes reserve accounts and certain other accounts that require legislative control, and may include amendments to the existing Municipal Code.

APPROPRIATION. Authorization granted by the City Council, through means of an adopted ordinance, which allows for expenditures or obligations that lead to expenditures for specific purposes. Appropriations, unless specifically stated otherwise, are limited to the current fiscal year.

ARRA. American Recovery and Reinvestment Act of 2009.

ASSISTANCE TO GOVERNMENT AGENCIES. Contributions from the general fund to independent authorities of the Consolidated City of Jacksonville.

ASSISTANCE TO PRIVATE ORGANIZATIONS. Contributions from the general fund (and one from the Alcohol Rehabilitation Trust Fund) to private nonprofit or not-for-profit community organizations. All such contributions are approved by the City Council as public service grants.

AVAILABLE FOR LOSSES. Expense accounts used only by Self-Insurance funds for certain claims, case reserves, and catastrophic losses.

BETTERMENT. An enhancement that allows for the expansion of services beyond the scope that had been provided in prior periods.

BJP. Better Jacksonville Plan.

BONDED DEBT. The portion of City indebtedness represented by outstanding bonds.

BPREP. The budgeting software system that is used.

BT. Budget transfer actions that are beyond the Mayor's transfer powers and require City Council approval.

BUDGET. A fiscal plan of operation. The budget consists of proposed expenditures and proposed revenues together with specific authorizations and restrictions as appropriate. It also includes not only the proposed fiscal plan but the current and prior fiscal period history. The budget quantifies executive and legislative objectives and provides a quantitative means for measurement of performance. As a guideline for operations, the budget changes over time in response to changes in conditions. Finally, the budget embodies public policy and provides insights into how that policy will be implemented.

BUDGETARY CONTROL. Requirement established by executive policy wherein any amendments to the originally adopted budget must be approved by the Mayor and/or the Council.

BUDGET MESSAGE. An executive level overview of the proposed budget delivered by the Mayor to the City Council. It discusses the major city issues and the proposed means of dealing with them, highlights key experiences during the current fiscal year, and indicates how current and proposed budgetary plans will meet the City's objectives. The Mayor's budget message is normally the first comprehensive public statement of the City's plans for the upcoming fiscal year.

BUILDINGS. A capital outlay account used for costs of acquiring and improving buildings.

CAFR. Comprehensive Annual Financial Report.

CPAC. Citizen Planning Advisory Committee.

CAPITAL IMPROVEMENTS. Buildings, infrastructure, and other attachments or annexations to land and facilities that are intended to remain so attached or annexed. Capital improvements also includes land acquisition.

CAPITAL IMPROVEMENT PROGRAM (CIP). A five-year program adopted annually that is used for planning and controlling capital improvements and major capital outlay projects (those estimated to cost \$100,000 or more, and which have useful lives of at least ten years). It outlines, by project within responsible agency, the recommended and approved priorities, sources of financing, planning and construction horizons, and projected costs. The City's capital improvement program, which also includes the independent authorities, is adopted by a separate ordinance, and the corresponding document is published separately from the annual budget.

CAPITAL OUTLAY. An expenditure to acquire or add to a fixed asset. Items acquired for less than \$1,000, unless they result from gifts or grants and have a higher fair market value, are not considered capital outlay.

CAPITAL PROJECTS FUND. A fund used to acquire or construct major capital facilities (other than those financed by proprietary funds, special assessment funds, or similar type trust funds).

CASE RESERVES. Accounts used only by Self-Insurance funds, which are reservations of available funds for unresolved claims.

CASH CARRYOVER. A reserve appropriation intended to provide fund equity for the ensuing fiscal year.

CCAS. Conditional Capacity Availability Statement.

CDBG. Community Development Block Grant.

CENTRAL SERVICES. User charges for services provided by the internal service activities of the City.

CHDO. Community Housing Development Organizations.

CIP. Capital Improvement Program.

CLASSIFIED POSITION. Position within the Civil Service System which has, under the direction of the Personnel Director, been defined by a class specification, and assigned an appropriate pay grade and title.

CMSO. Concurrency Management System Office.

COMPENSATED ABSENCES. City employees may accumulate limited amounts of earned personal leave benefits. This liability reflects amounts attributable to employee services already rendered, cumulative, probably for payment, and reasonably estimated.

COMPONENT UNIT. A legally separate organization for which elected officials for the primary government are financially accountable. In addition, a component unit can be another organization for which the nature and significance of its relationship with a primary government is such that exclusion would cause the reporting entity's financial statements to be misleading or incorrect.

CONSTRUCTION. A capital outlay account used for major capital improvement construction projects.

CONSUMER PRICE INDEX. An index of items used to measure the change in prices over time.

CONTINGENCY. An account used to identify and segregate a portion of available funds that are inappropriate for expenditure or are earmarked for a specific future use. Any expenditure (or expense) account that requires Council action for its use is termed a contingency account.

CONTRIBUTIONS TO OTHER FUNDS. Contributions and operating transfers made to another fund of the City.

COSTS CAPITALIZED. Charges attendant to the acquisition of a fixed asset, such as freight or installation, that may be reflected as part of the acquisition cost and depreciated over the life of the asset. The accounts are used only in proprietary and similar trust funds that recognize depreciation expense.

CRC. Concurrency Reservation Certificate.

CURRENT LEVEL OVERTIME. Additional salary funding for certain activities that normally require some periodic use of employee overtime.

DCSB. Duval County School Board.

DCHFA. Duval County Housing Finance Authority. Now called the Jacksonville Housing Finance Authority.

DEBT. An obligation resulting from the borrowing of money or from the purchase of goods and services. Debt instruments used by the City of Jacksonville are limited to general obligation bonds, limited obligation revenue bonds, bond anticipation notes, and tax anticipation notes. All debt instruments must be authorized by the City Council.

DEBT SERVICE FUND. A fund used for payment of general long-term debt principal and interest.

DEBT SERVICE REQUIREMENT. The amount of money necessary for payment of outstanding debt, both principal and interest due during the fiscal period, and amounts that may be required for the future retirement of term bonds.

DEPARTMENT. A division of the City having a specialized function and personnel.

DIVISION. A distinct or separate function within a department.

DDA. Downtown Development Authority.

DIA. Downtown Investment Authority.

DIFFERENTIAL PAY. Funding for shift differential to which certain employees are entitled, based upon provisions included in the bargaining unit contracts.

DRI. Developments of Regional Impact.

EDUCATIONAL INCENTIVE PAY. Additional salary compensation paid to qualified police officers and firefighters after they have completed state approved specialized vocational courses.

ELM. Environmental Landscape Management.

EMPLOYEE BENEFITS. The attendant position costs for the City's portion of payroll taxes, pension contributions, deferred compensation, and life and health insurance premiums.

ENCUMBRANCE. A commitment to expend funds for goods or services that have not been fully executed and thus requires that funds be reserved for future use. Unless specifically liquidated or otherwise canceled, the reserved funds carry over to succeeding fiscal years; however expenditure must be for the same purpose for which the encumbrance was originally established.

ENTERPRISE FUND. A fund used to account for continuing operations that provide services to the general public that are similar to private business enterprises in nature, and where the intent is that the costs will be recovered primarily through user charges. Enterprise funds may also be used to account for activities where the periodic determination of revenues and expenses is appropriate for capital maintenance, management control, or other public policy.

EPA SECTION 105 GRANT. This grant is derived from the Federal 1970 Clean Air Act and is designed to provide local programs with funding in order to maintain air pollution control activities.

EXPENDITURE. A decrease in net financial resources caused by current personnel cost, operating costs, debt service and/or capital outlay. Unless stated otherwise, expenditure means budgetary expenditure, which is a decrease in net current assets, and which applies only to governmental and expendable trust fund operations.

EXPENSE. A decrease in net total assets. Expenses represent the total cost of operations (including depreciation) during a fiscal period, regardless of the timing of actual transactions. Expenses apply to proprietary and nonexpendable and pension trust funds.

EXPENSE CREDIT. The only expense credit that is part of the original budget is one within the R-O-W and Ground Maintenance (formerly Streets and Highways) operating budget to offset their labor and material costs for various bridge, roadway, and drainage improvements that are also budgeted as non-departmental capital outlay projects.

FAMIS. Financial Accounting Management Information System.

FGFOA. Florida Government Finance Officers Association is an association to promote and improve the quality of financial accountability, management and communication by and for all governmental units in the State of Florida.

FISCAL YEAR. The annual period applicable to the annual operating budget. The City's standard fiscal year runs from October 1 through September 30. Certain activities of the City, primarily state and federal grant programs that may be separate from the annual budget, are required to be accounted for on different fiscal years.

FRANCHISE. A special privilege granted by ordinance that permits the continuing use of municipal property (such as public streets or rights-of-way) for the delivery of regulated public services. Franchises are normally granted on a fee basis to a single private utility provider.

FULL COST ALLOCATION. Method designed to recover indirect costs from non-general fund activities for the administration of specific General Fund services provided to those activities.

FUND. A fiscal and accounting entity that is comprised of a self-balancing set of accounts that reflect all assets, liabilities, equity, revenue, and expenditures (or expenses) necessary to disclose financial position and the results of operations. Funds are established as individual entities in order to segregate financial records for purposes of legal compliance, different natures of the activities performed, measurement of different objectives, and to facilitate management control. Generally, the number of individual funds is kept to the lowest number that allows effective and efficient management, with activities that are similar in nature and purpose accounted for in the same fund.

FUND BALANCE. The unused balance of governmental funds and expendable trust funds, which includes certain reservations of funds established for control purposes. Fund balance is not equivalent to "net worth".

FUND TYPE. All City funds fall into 11 standard generic fund types within three categories. Governmental funds include: General, Special Revenue, Debt Service, Capital Projects, and Component Units. Proprietary funds include: Enterprise and Internal Service. Fiduciary funds include Pension Trust, Private-purpose Trust, Investment Trust and Agency. Not all funds are subject to annual appropriation.

GAAP. Generally Accepted Accounting Principles.

GASB. Governmental Accounting Standards Board.

GENERAL FUND. The fund used to account for both general government activities and those activities not required to be accounted for in another fund.

GENERAL REVENUE. The revenue of a government other than that derived from and retained in an enterprise fund.

GENERAL SERVICES DISTRICT (GSD). Subfund within the fund type - General Fund, which accounts for those governmental services pertaining to the consolidated City of Jacksonville.

GFOA. Government Finance Officers Association.

GIFTS System. Grants client management software.

GIS. Geographical Information System.

GRANTS. Contributions or gifts of cash or other assets from another government (usually state or federal agencies) that are normally restricted to expenditure or use for a specified purpose, activity or facility.

GSD. General Services District.

HOLIDAY BUYBACK. Additional compensation for certain employees who are covered by police and fire bargaining unit agreements, which is paid for holidays worked and not offset by a corresponding day off at a later date.

HOPWA. Housing Opportunities For Persons with AIDS.

HUD. US Department of Housing and Urban Development.

IMPROVEMENTS OTHER THAN BUILDINGS. A capital outlay account used for infrastructure and other permanent improvements, other than buildings, that add value to land. Examples include fences, sidewalks, and gutters.

INDIRECT COST. Administrative and overhead costs attendant to the performance of a service that are not considered to be an integral part of that service. As used by the City, indirect costs pertain primarily to allowable charges for state and federal grant programs and internal service funds.

INF. Information Reviews.

INSURANCE COVERAGES. Premium costs for vehicle and general liability insurance, and special coverage's for major items of equipment. Worker's compensation and other insurance associated with employees are accounted for in Employee Benefits.

INTEREST. An account used to reflect the interest payments on debt obligations. Interest payments for installment purchases or other non-debt obligations are accounted for in the Other Services & Charges account.

INTERGOVERNMENTAL REVENUE. Revenue received from other governments in the form of grants, entitlements, or shared revenues; charges for services are not included.

INTERNAL SERVICE FUND. A fund used to account for the financing of goods or services provided by one department to other departments or agencies of the City, or to other governments, on a reimbursable basis.

INTERFUND CHARGES. Charges for services rendered by a non-internal service activity to a user within a different subfund.

INTRAFUND CHARGES. Charges for services rendered by a non-internal service activity to a user within the same subfund.

IRMDC. International Relations and Marketing Development Commission.

IT. Information Technology.

JAA. Jacksonville Aviation Authority.

JACKSONVILLE CHILDREN'S COMMISSION BOARD. Autonomous board established to plan and implement all programs related to children's services.

JCC. Jacksonville Children's Commission.

JCDC. Jacksonville Capital Development Company.

JEA. Jacksonville Electrical Authority.

JEDC. Jacksonville Economic Development Commission.

JFRD. Jacksonville Fire and Rescue Department.

JHFA. Jacksonville Housing Finance Authority.

JIA. Jacksonville International Airport.

JPA. Jacksonville Port Authority.

JSEB. Jacksonville Small and Emerging Business.

JSO. Jacksonville Sheriff's Office or Office of the Sheriff.

JTA. Jacksonville Transit Authority.

JUATS. Jacksonville Urban Area Transportation Survey.

"LAID ON THE TABLE." The display of the Proposed Budget Book, with amendments, by the Council Finance Committee, for a period of time (at least seven days) for the purpose of allowing the public an opportunity for review prior to the full council public hearing before final approval of the budget ordinance.

LAPSE. In an effort to contain costs, a certain percentage less than full funding may be budgeted, usually in the areas of salaries and benefits. This decrease is normally absorbed through vacancies or attrition.

LEVY. A compulsory charge in the form of taxes, special assessments, or service charges, for the support of governmental activities.

LONG-TERM DEBT. Debt with a maturity of more than one year after the date of issuance.

MAYOR'S BUDGET REVIEW COMMITTEE (MBRC). A standing executive committee that is comprised of eight voting members made up of the Chief Administrative Officer, Deputy Chief Administrative Officer, Director of Administration and Finance and Administrative Aides to the Mayor.

MBRC. Mayor's Budget Review Committee.

MILLAGE RATE. The ad valorem tax rate expressed in terms of the levy per thousand dollars of taxable assessed value.

MOBILE EQUIPMENT. A capital outlay account used for vehicles, trailers, water/aircraft and rolling stock.

MPO. Metropolitan Planning Organization.

NEIGHBORHOOD MATCHING GRANTS. Small grants, not more than \$5,000 each, designed to give assistance to specific neighborhood projects that will promote a stronger and healthier community by encouraging neighbors to work together for a common purpose. The match must include 25 percent volunteer labor.

NON-CASH EXPENDITURES. Expenses not directly involving cash transactions; almost entirely depreciation expense, which is not budgeted.

NON-DEPARTMENTAL. Functions and accounts that are not directly related to a department's primary service activities or are separate from departmental operations for control purposes.

NON-REVENUES. Proprietary fund revenue that is incidental to, or a by-product of, the fund's primary service activities.

OBJECT. A budgetary and accounting classification that is the basic level for line item budgetary reporting and control. Objects include goods and services with similar characteristics, such as employee benefits or supplies.

OED. Office of Economic Development.

OPERATING INCOME. The excess of operating revenue over operating expenses, before interfund transfers, interest, and other adjustments not directly related to operations. The concept of operating income applies only to enterprise, internal service and nonexpendable and pension trust funds.

ORDINANCE. A formal legislative enactment by the City Council that implements or amends local law. Any budgetary change that affects total appropriations, levies, use of reserved appropriations, personnel authorizations by fund, or duties and powers of appointed officials requires an ordinance.

PAID LOSS. Claims paid by the Self-Insurance funds.

PENSIONS PAID. Annual payments made from the General Fund to retirees, in addition to their pension payments, which are established in the Annual Budget Ordinance.

POW. Plan of work.

PREMIUMS PAID IN CARRIERS. Insurance premiums paid by the Self-Insurance funds to commercial carriers for catastrophic excess coverages and minor specialized coverages.

PRINCIPAL. An account used to reflect the principal payments on debt obligations.

PSG. Public Service Grant given to nonprofit organization.

RC. A standard personnel reclassification form used for any proposed transfer of authorized positions or part-time hours or for requesting establishment of additional positions or hours.

REDLINED. Positions listed on budget ordinance schedule B2 that once vacated are legally required to be eliminated and reduce the citywide cap.

RENTALS. An account used for the rental of land or buildings not owned by the City. Temporary rental of equipment is accounted for in the Other Services & Charges account.

RESERVE FOR DEBT SERVICE. An account used to segregate a portion of available funds that are legally restricted to the payment of general long-term debt principal and interest maturing in future years.

RETAINED EARNINGS. An account that reflects accumulated net earnings (or losses) of a proprietary or similar trust fund. As in the case of fund balance, retained earnings may include certain reservations of fund equity. Retained earnings also differs from "net worth" primarily because contributed capital is accounted for separately.

REVENUE BONDS. Bonds whose principal and interest are payable from pledged revenue sources, and which are not legally backed by the full faith and credit of the City. Revenue bonds may be authorized by the City Council without voter approval.

REVENUE. An increase in net current assets from other than expenditure (or expense) refunds and residual equity transfers. For proprietary and similar trust funds, revenue also includes net increases in other assets and excludes capital contributions. Proceeds from long-term debt and operating transfers-in are classified as other financing sources.

S.A.F.E. Safe Accessible Flexible Enrichment program providing afterschool enrichment and recreation for older children.

SALARY EQUALIZATION. An activity level adjustment to salaries that is sometimes required due to system restrictions. It is used most often when the projected salary for a position that is being added or deleted is incorrect.

SINKING FUNDS. Unbudgeted accounts used in certain enterprise subfunds for control purposes related to debt service payments.

SJRWMD. St. John's River Water Management District.

SMG. A private company whose function is the development and management of public assembly facilities, including stadiums, arenas, theaters and exhibition/convention centers. SMG operates several facilities under long-term contracts or leases with the City and assume full responsibility for financial and operating management. The company was previously known as Spectacor Management Group but changed their name to SMG.

SPECIAL ASSESSMENT. A compulsory levy made against certain properties to recover all or part of the cost of an improvement or service that primarily benefits those properties.

SPECIAL REVENUE FUND. A fund used to account for the proceeds of specific revenue sources (other than special assessments, expendable trusts, or for capital projects) that are legally restricted to expenditure for specified purposes.

SUBFUND. A budgetary and accounting entity that is a division of a fund. Although the fund level is where all pertinent accounts must be self-balancing, most subfunds of the City are also self-balancing.

SUBJECT. The most basic level of formal budgetary detail for both revenue and expenditures, such as pension contributions within the employee benefits object.

SUPERVISION ALLOCATED. Charges based upon the prorated allocation of the cost of a supervision activity to the other activities within that department which it supervises.

TAX ANTICIPATION NOTES. Short-term debt issued in anticipation of the collection of ad valorem taxes that are receivable only from the ad valorem tax collections.

TAXES. Compulsory charges levied by a government for the purpose of financing services performed for the common benefit. Taxes levied by the City of Jacksonville are approved by the City Council and are within limits determined by the state.

TAX INCREMENT DISTRICT. Financing district that segregates the ad valorem tax generated by the increase in property values in that district over a base year. These funds are appropriated solely for infrastructure improvements and redevelopment programs within that district. Also known as Tax Increment Finance District.

TAX INCREMENT FINANCE DISTRICT. Financing district that segregates the ad valorem tax generated by the increase in property values in that district over a base year. These funds are appropriated solely for infrastructure improvements and redevelopment programs within that district. Also known as Tax Increment District.

TD. Transfer directive used to transfer budgeted appropriations from one object account to another, within the authorized transfer power of the Mayor.

TEMPORARY HOURS. Part-time employees who are paid on an hourly basis. Authorization for use of such employee is based upon budgeted hours.

TID. Tax Increment Districts or Tax Increment Finance Districts.

TIF. Tax Increment Finance Districts or Tax Increment Districts.

TIP. Transportation Improvement Program.

TITLE V CONTRACT. Contract with the State to permit major sources that emit hazardous air pollutants above a threshold amount. Contract is also to used address inspections and ambient monitoring as they relate to major source polluters.

TRANSFERS TO FIXED ASSETS. A mechanism that removes capital outlay expenses from the operating budgets of proprietary and similar trust funds, while allowing line item control over capital outlay accounts.

T.R.I.M. The **TR**uth In **M**illage advertisement required by Florida State Statutes in Chapter 200. It is required to be placed in a newspaper of general paid circulation in the county published at least five days a week with general interest and readership in the community. The ad content is defined by the statutes to clearly state the exact millage that will be charged to property owners for each unit of the government for the coming year.

TRUST FUNDS. Funds used to account for assets held by the City in a trustee capacity for individuals, private organizations, other governments, or other funds.

UNALLOCATED SALARIES. A mechanism which will set aside portions of budgeted salaries when a worker's compensation claim is paid. Worker's compensation claims are paid by the Worker's Compensation activity of Self-Insurance, which then frees for other uses a corresponding amount in the salary account of the claimant's activity. Use of the moneys transferred to the Unallocated Salaries account will require approval by the Mayor.

UNITARY CAP. Accounts for all positions authorized within the budget irrespective of fund location or position classification.

UPWP. United Planning Work Program.

USD 1. Urban Services District 1 is that portion of the General Fund that accounts for services and obligations which pertain only to the pre-consolidated City of Jacksonville.

USD 2-5. Urban Services Districts established at the time of consolidation when the cities of Jacksonville Beach, Atlantic Beach, Neptune Beach and the town of Baldwin elected to retain local autonomy for certain municipal purposes.

USER FEE. Fee charged for the use of certain municipal services.

USGS. United States Geological Survey.

USPS. United States Postage Service.

VACANCY POOL. Pool of unfunded full-time equivalent positions and/or part-time hours that can be moved to any area within the executive departments at the pleasure of the Mayor.

VPAC. Vested Property Affirmation Certificate.

2010 Plan. Adopted in July 1980 to encourage the most appropriate use of resources consistent with the public interest.



DEPARTMENT OF FINANCE
117 WEST DUVAL STREET, SUITE 325 • JACKSONVILLE, FL 32202
www.coj.net