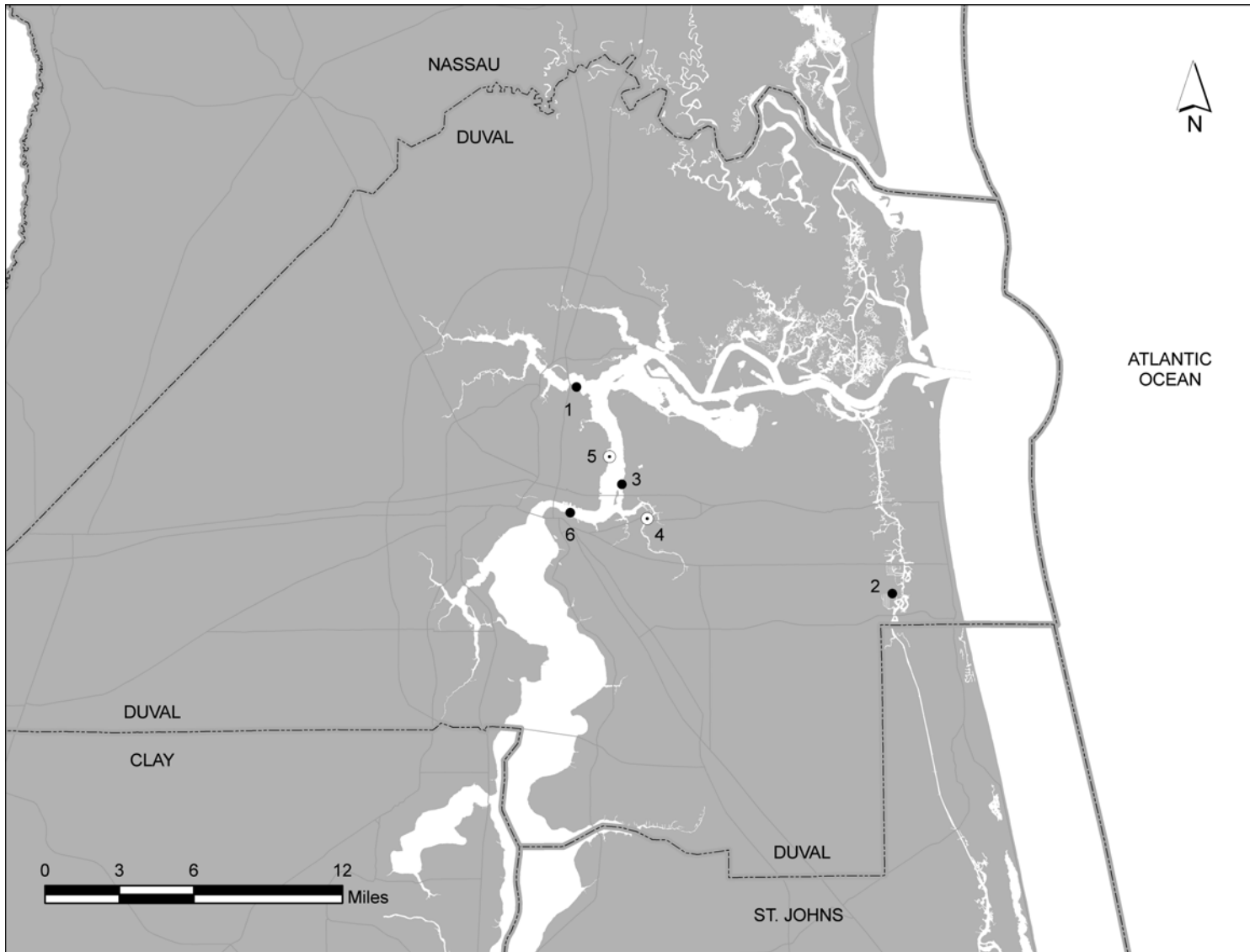


Mortality of manatees

1. Manatee mortality by year (1994-August 2006).
2. Manatee mortality 1994-1999.
3. Manatee mortality 2000-August 2006.

SERIES B – MANATEE MORTALITY

SERIES B – Manatee mortality, Duval Co., FL (1994).



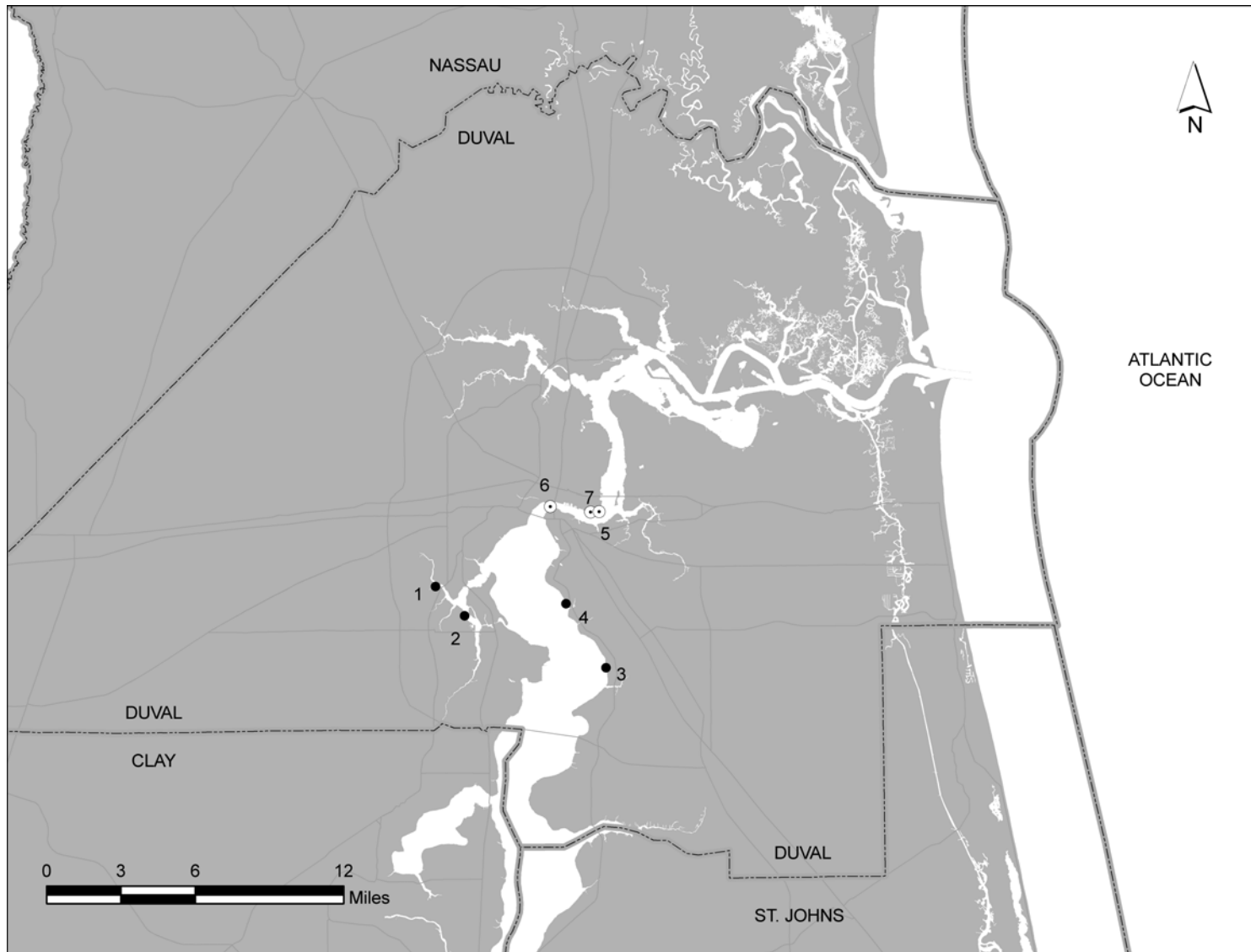
Watercraft mortalities are symbolized by a white circle around black dots.
Numbers on map correspond to the accompanying information in Table 23.
Source: FWC, FWRI 2006.

Table 23. Manatee mortality, 1994, Duval Co., FL.

Count	Date	Manatee field ID	Sex	Total length	Mortality category
1	2/7/1994	MNE9401	F	261	5-Natural-Cold Stress
2	6/15/1994	MNE9408	F	150	4-Perinatal
3	7/26/1994	MNE9410	M	266	6-Other Natural
4	9/24/1994	MNE9413	M	255	1-Watercraft
5	9/20/1994	MNE9412	M	314	1-Watercraft
6	11/26/1994	MNE9414	F	254	3-Human

Source: FWC, FWRI, 2006.

SERIES B – Manatee mortality, Duval Co., FL (1995).



Watercraft mortalities are symbolized by a white circle around black dots.
Numbers on map correspond to the accompanying information in Table 24.
Source: FWC, FWRI 2006.

Table 24. Manatee mortality, 1995, Duval Co., FL.

Count	Date	Manatee field ID	Sex	Total length	Mortality category
1	1/22/1995	MNE9503	M	240	8-Undetermined
2	1/14/1995	MNE9502	M	174	6-Other Natural
3	2/17/1995	MNE9505	M	207	8-Undetermined
4	3/6/1995	MNE9507	F	202	8-Undetermined
5	5/4/1995	MNE9509	M	306	1-Watercraft
6	5/4/1995	MNE9510	M	266	1-Watercraft
7	7/13/1995	MNE9513	F	352	1-Watercraft

Source: FWC, FWRI, 2006.

SERIES B – Manatee mortality, Duval Co., FL (1996).



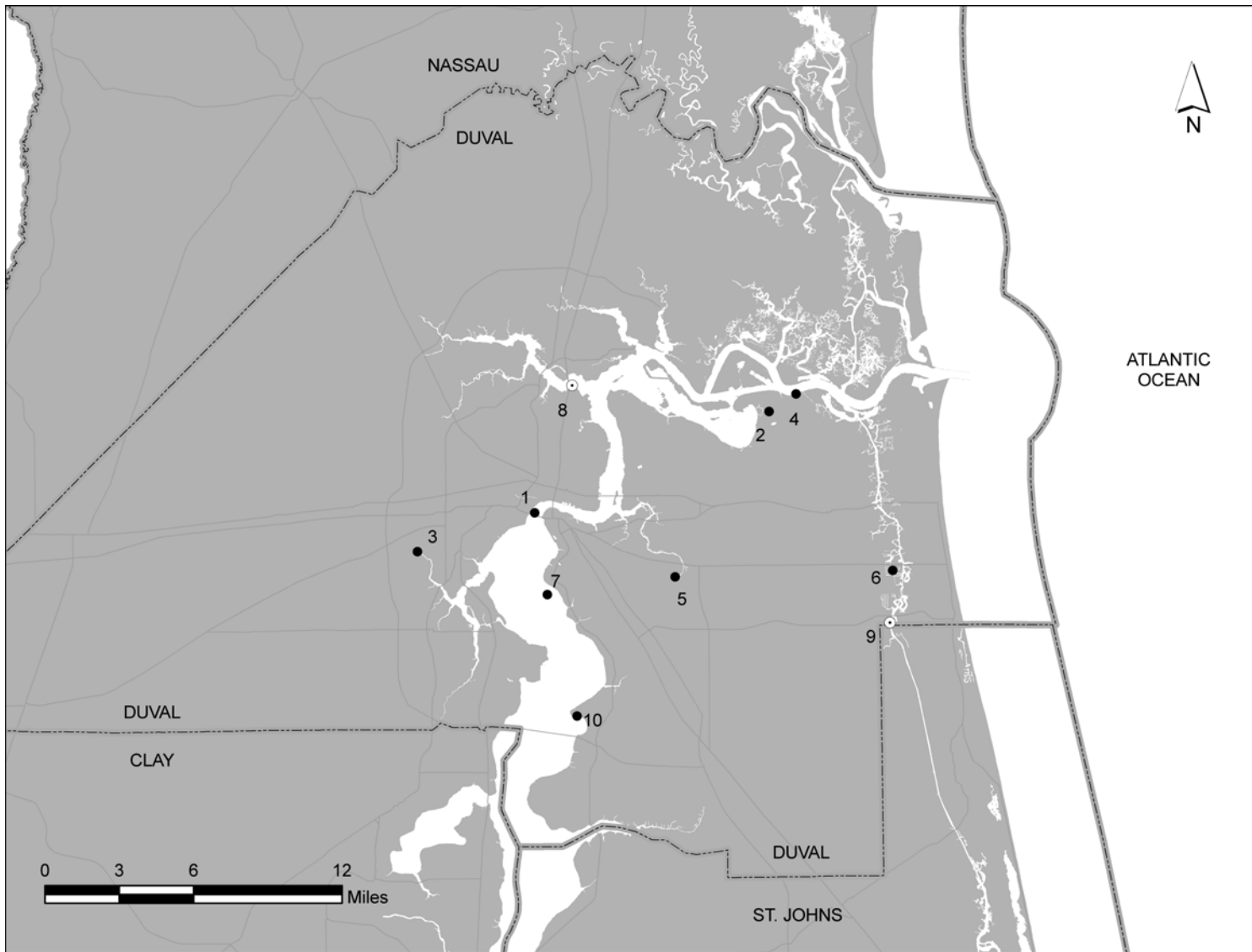
Watercraft mortalities are symbolized by a white circle around black dots.
Numbers on map correspond to the accompanying information in Table 25.
Source: FWC, FWRI 2006.

Table 25. Manatee mortality, 1996, Duval Co., FL.

Count	Date	Manatee field ID	Sex	Total length	Mortality category
1	1/23/1996	MNE9604	M	245	6-Other Natural
2	1/30/1996	MNE9607	F	228	6-Other Natural
3	1/2/1996	MNE9601	M	242	1-Watercraft
4	1/15/1996	MNE9602	F	312	8-Undetermined
5	1/25/1996	MNE9605	F	205	5-Natural-Cold Stress
6	3/14/1996	MNE9610	M	212	1-Watercraft
7	4/8/1996	MNE9611	M	225	8-Undetermined
8	9/20/1996	MNE9616	F	278	8-Undetermined
9	11/24/1996	MNE9619	M	278	1-Watercraft
10	11/19/1996	MNE9618	M	353	8-Undetermined

Source: FWC, FWRI, 2006.

SERIES B – Manatee mortality, Duval Co., FL (1997).



Watercraft mortalities are symbolized by a white circle around black dots.
Numbers on map correspond to the accompanying information in Table 26.
Source: FWC, FWRI 2006.

Table 26. Manatee mortality, 1997, Duval Co., FL.

Count	Date	Manatee field ID	Sex	Total length	Mortality category
1	1/6/1997	MNE9702	F	227	8-Undetermined
2	4/1/1997	MNE9703	M	104	4-Perinatal
3	5/1/1997	MNE9705	M	138	4-Perinatal
4	6/17/1997	MNE9709	M	300	8-Undetermined
5	6/15/1997	MNE9708	M	102.5	4-Perinatal
6	7/12/1997	MNE9710	M	160	8-Undetermined
7	8/6/1997	MNE9714	F	348	8-Undetermined
8	8/1/1997	MNE9713	M	305	1-Watercraft
9	10/3/1997	MNE9717	M	298	1-Watercraft
10	12/22/1997	MNE9719	M	207	6-Other Natural

Source: FWC, FWRI, 2006.

SERIES B – Manatee mortality, Duval Co., FL (1998).



Watercraft mortalities are symbolized by a white circle around black dots.
Numbers on map correspond to the accompanying information in Table 27.
Source: FWC, FWRI 2006.

Table 27. Manatee mortality, 1998, Duval Co., FL.

Count	Date	Manatee field ID	Sex	Total length	Mortality category
1	1/8/1998	MNE9802	F	217	5-Natural-Cold Stress
2	1/13/1998	MNE9803	F	204	8-Undetermined
3	2/5/1998	MNE9808	F	245	5-Natural-Cold Stress
4	2/18/1998	MNE9811	F	290	8-Undetermined
5	2/26/1998	MNE9812	M	255	8-Undetermined
6	3/26/1998	MNE9816	M	99	4-Perinatal
7	3/29/1998	MNE9817	M	126	4-Perinatal
8	4/30/1998	MNE9819	M	246	8-Undetermined
9	5/25/1998	MNE9821	U	65	4-Perinatal
10	6/20/1998	MNE9825	F	230	8-Undetermined
11	5/24/1998	MNE9820	M	266	1-Watercraft
12	8/25/1998	MNE9832	M	336	1-Watercraft
13	9/27/1998	MNE9835	F	292	1-Watercraft

Source: FWC, FWRI, 2006.

SERIES B – Manatee mortality, Duval Co., FL (1999).



Watercraft mortalities are symbolized by a white circle around black dots.
Numbers on map correspond to the accompanying information in Table 28.
Source: FWC, FWRI 2006.

Table 28. Manatee mortality, 1999, Duval Co., FL.

Count	Date	Manatee field ID	Sex	Total length	Mortality category
1	4/16/1999	MNE9911	M	312	8-Undetermined
2	4/16/1999	MNE9912	F	229	8-Undetermined
3	4/28/1999	MNE9914	M	230	6-Other Natural
4	6/11/1999	MNE9918	M	156	8-Undetermined
5	6/19/1999	MNE9919	M	303	1-Watercraft
6	8/29/1999	MNE9922	F	370	9-Undetermined
7	9/21/1999	MNE9923	F	125	4-Perinatal
8	12/23/1999	MNE9928	M	164	5-Natural-Cold Stress
9	12/23/1999	MNE9927	F	276	1-Watercraft

Source: FWC, FWRI, 2006.

SERIES B – Manatee mortality, Duval Co., FL (2000).



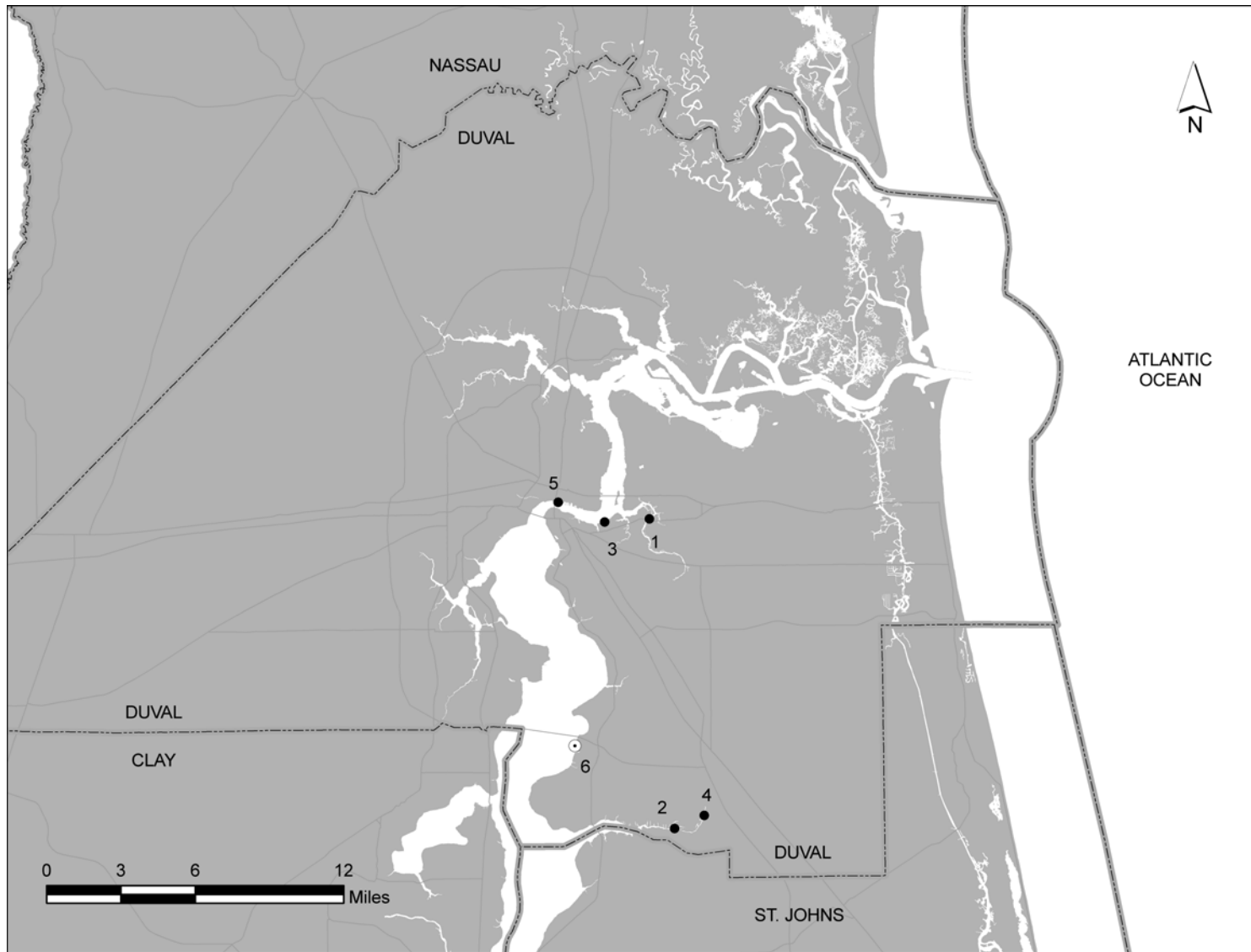
Watercraft mortalities are symbolized by a white circle around black dots.
Numbers on map correspond to the accompanying information in Table 29.
Source: FWC, FWRI 2006.

Table 29. Manatee mortality, 2000, Duval Co., FL.

Count	Date	Manatee field ID	Sex	Total length	Mortality category
1	2/3/2000	MNE0002	F	215	5-Natural-Cold Stress
2	2/17/2000	MNE0005	F	243	8-Undetermined
3	2/24/2000	MNE0006	M	246	5-Natural-Cold Stress
4	3/29/2000	MNE0007	F	366	1-Watercraft
5	4/20/2000	MNE0008	M	299	1-Watercraft
6	4/30/2000	MNE0010	F	312	8-Undetermined
7	5/22/2000	MNE0017	F	295	1-Watercraft
8	5/10/2000	MNE0011	F	108	4-Perinatal
9	5/17/2000	MNE0012			7-Verified Not Recovered
10	8/18/2000	MNE0025	F	120	4-Perinatal
11	8/31/2000	MNE0026	F	305	1-Watercraft

Source: FWC, FWRI, 2006.

SERIES B – Manatee mortality, Duval Co., FL (2001).



Watercraft mortalities are symbolized by a white circle around black dots.
Numbers on map correspond to the accompanying information in Table 30.
Source: FWC, FWRI 2006.

Table 30. Manatee mortality, 2001, Duval Co., FL.

Count	Date	Manatee field ID	Sex	Total length	Mortality category
1	1/21/2001	MNE0102	F	232	5-Natural-Cold Stress
2	2/17/2001	MNE0109	M	230	8-Undetermined
3	2/24/2001	MNE0110	F	220	5-Natural-Cold Stress
4	4/7/2001	MNE0112	F	146	4-Perinatal
5	6/15/2001	MNE0122	F	285	8-Undetermined
6	11/26/2001	MNE0129	F	232	1-Watercraft

Source: FWC, FWRI, 2006.

SERIES B – Manatee mortality, Duval Co., FL (2002).



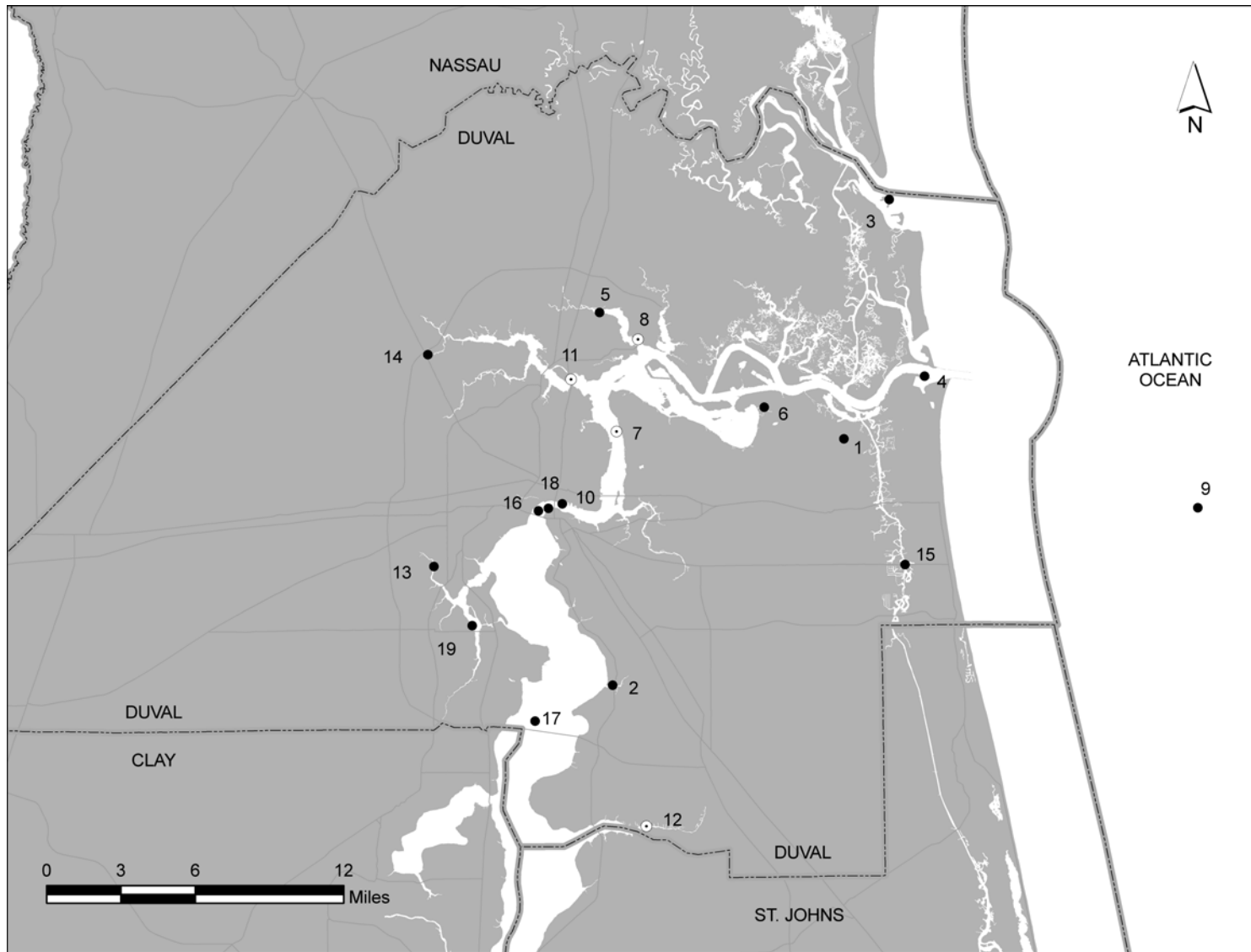
Watercraft mortalities are symbolized by a white circle around black dots.
Numbers on map correspond to the accompanying information in Table 31.
Source: FWC, FWRI 2006.

Table 31. Manatee mortality, 2002, Duval Co., FL.

Count	Date	Manatee field ID	Sex	Total length	Mortality category
1	1/25/2002	MNE0205	U	152	7-Verified Not Recovered
2	1/27/2002	MNE0207	M	274	1-Watercraft
3	3/18/2002	MNE0210	F	269	1-Watercraft
4	3/26/2002	MNE0211	F	283	8-Undetermined
5	4/13/2002	MNE0212	F	340	1-Watercraft
6	5/1/2002	MNE0213	F	325	1-Watercraft
7	5/23/2002	MNE0216	F	273	1-Watercraft
8	6/23/2002	MNE0219	F	241	1-Watercraft
9	7/4/2002	MNE0222	M	305	1-Watercraft
10	7/5/2002	MNE0223	F	336	1-Watercraft
11	7/15/2002	MNE0227	M	320	1-Watercraft
12	7/18/2002	MNE0228	M	287	8-Undetermined
13	7/6/2002	MNE0225	F	143	4-Perinatal
14	7/11/2002	MNE0226	M	298	1-Watercraft

Source: FWC, FWRI, 2006.

SERIES B – Manatee mortality, Duval Co., FL (2003).



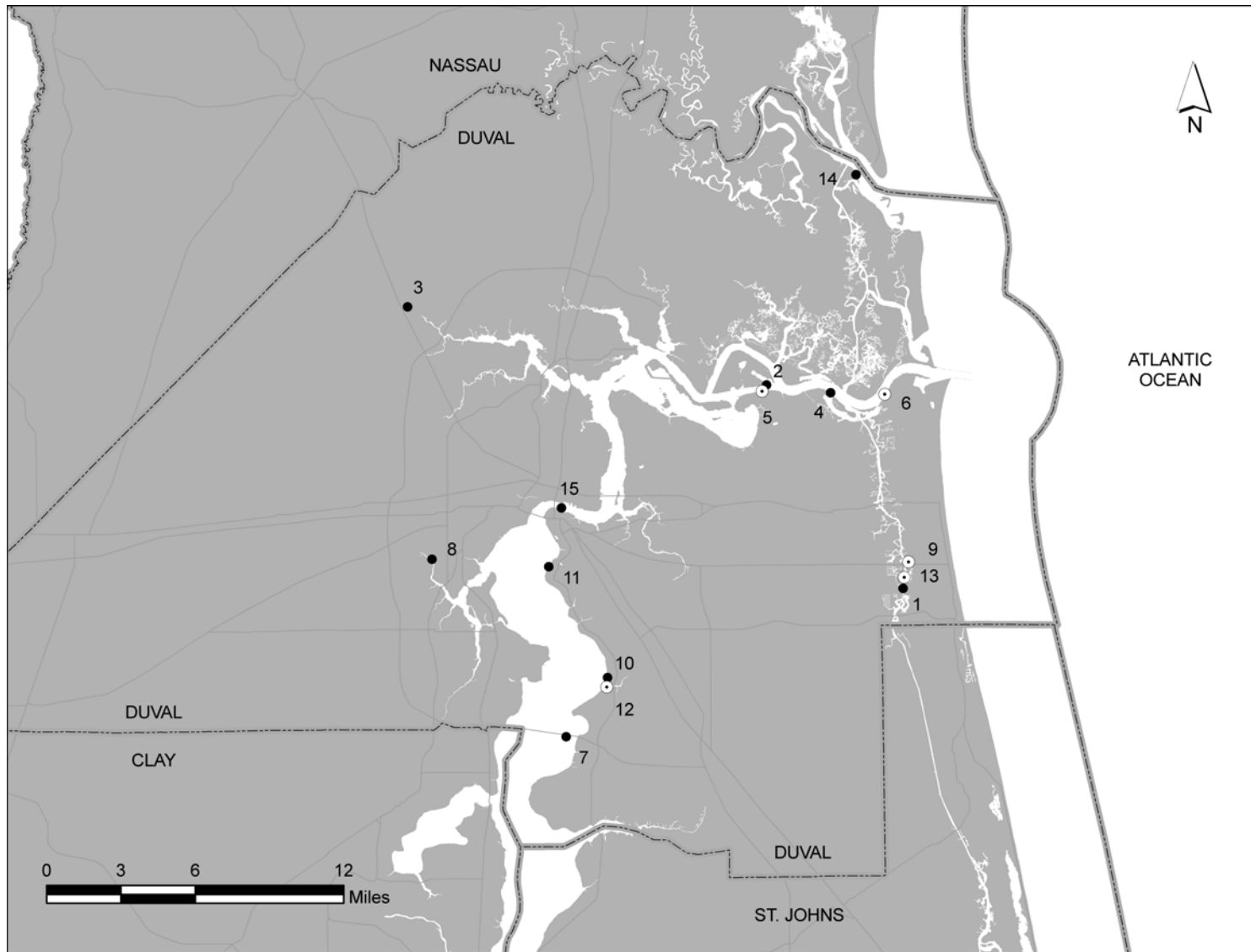
Watercraft mortalities are symbolized by a white circle around black dots.
Numbers on map correspond to the accompanying information in Table 32.
Source: FWC, FWRI 2006.

Table 32. Manatee mortality, 2003, Duval Co., FL.

Count	Date	Manatee field ID	Sex	Total length	Mortality category
1	1/1/2003	MNE0301	F	215	5-Natural-Cold Stress
2	2/1/2003	MNE0303	M	199	5-Natural-Cold Stress
3	2/21/2003	MNE0306	F	288	5-Natural-Cold Stress
4	3/10/2003	MNE0307	M	208	6-Other Natural
5	3/11/2003	MNE0308	F	212	8-Undetermined
6	3/23/2003	MNE0309	F	93	4-Perinatal
7	4/1/2003	MNE0311	M	334	1-Watercraft
8	4/2/2003	MNE0312	M	282	1-Watercraft
9	4/2/2003	MNE0313	U	335	7-Verified Not Recovered
10	4/6/2003	MNE0314	F	327	8-Undetermined
11	4/15/2003	MNE0315	M	314	1-Watercraft
12	6/17/2003	MNE0326	F	302	1-Watercraft
13	6/21/2003	MNE0327	F	122	4-Perinatal
14	6/23/2003	MNE0328	M	118	4-Perinatal
15	6/26/2003	MNE0329	F	104	4-Perinatal
16	7/9/2003	MNE0331	F	310	8-Undetermined
17	9/6/2003	MNE0338	F	318	8-Undetermined
18	9/13/2003	MNE0340	F	353	8-Undetermined
19	12/22/2003	SWFTm0339b	F	200	6-Other Natural

Source: FWC, FWRI, 2006.

SERIES B – Manatee mortality, Duval Co., FL (2004).



Watercraft mortalities are symbolized by a white circle around black dots.
Numbers on map correspond to the accompanying information in Table 33.
Source: FWC, FWRI 2006.

Table 33. Manatee deaths from all causes in 2004, Duval Co., FL.

Count	Date	Manatee field ID	Sex	Total length	Mortality category
1	1/6/2004	MNE0401	M	198	5-Natural-Cold Stress
2	1/14/2004	MNE0403	M	170	8-Undetermined
3	4/18/2004	MNE0408	M	127	4-Perinatal
4	5/9/2004	MNE0410	M	291.6	8-Undetermined
5	5/29/2004	MNE0413	F	307	1-Watercraft
6	6/4/2004	MNE0414	M	292	1-Watercraft
7	6/8/2004	MNE0415	F	330	8-Undetermined
8	6/27/2004	MNE0418	F	128	4-Perinatal
9	6/29/2004	MNE0419	F	301	1-Watercraft
10	7/7/2004	MNE0420	M	135	4-Perinatal
11	7/12/2004	MNE0421	F	137	4-Perinatal
12	7/18/2004	MNE0423	M	270	1-Watercraft
13	8/18/2004	MNE0428	M	295	1-Watercraft
14	9/7/2004	MNE0430	F	285	8-Undetermined
15	9/16/2004	MNE0431	F	337	8-Undetermined

Source: FWC, FWRI 2006.

SERIES B – Manatee mortality, Duval Co., FL (2005).



Watercraft mortalities are symbolized by a white circle around black dots.
Numbers on map correspond to the accompanying information in Table 34.
Source: FWC, FWRI 2006.

Table 34. Manatee deaths from all causes in 2005, Duval Co., FL.

Count	Date	Manatee field ID	Sex	Total length (cm)	Mortality category
1	1/20/2005	MNE0502	M	237	8-Undetermined
2	2/17/2005	MNE0504	F	240	5-Natural-Cold Stress
3	4/17/2005	MNE0507	F	314	1-Watercraft
4	5/8/2005	MNE0512	M	124	4-Perinatal
5	7/9/2005	MNE0517	M	318	8-Undetermined
6	7/12/2005	MNE0518	M	289	1-Watercraft
7	7/22/2005	MNE0520	M	312	1-Watercraft
8	8/8/2005	MNE0522	F	255	8-Undetermined
9	8/13/2005	MNE0524	M	301	8-Undetermined
10	8/14/2005	MNE0525	M	182	8-Undetermined
11	8/18/2005	MNE0523	M	152	4-Perinatal
12	8/22/2005	MNE0526	F	353	8-Undetermined
13	11/1/2005	MNE0528	F	302	1-Watercraft
14	12/30/2005	MNE0530	F	164	5-Natural-Cold Stress

Source: FWC, FWRI 2006.

SERIES B – Manatee mortality, Duval Co., FL (2006).



Watercraft mortalities are symbolized by a white circle around black dots.
Numbers on map correspond to the accompanying information in Table 35.
Source: FWC, FWRI 2006.

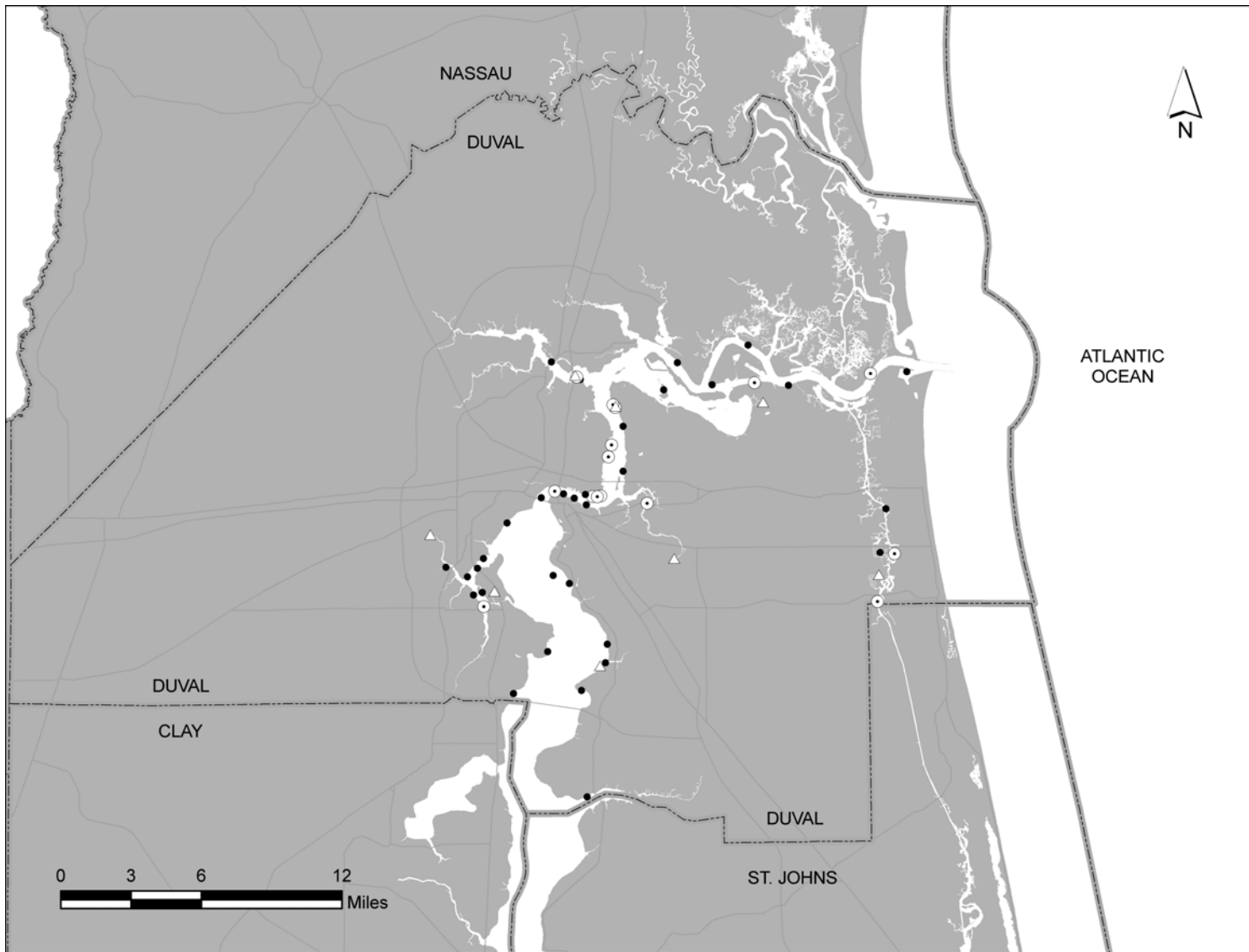
Table 35. Manatee deaths from all causes untill August 2006, Duval Co., FL.

Count	Date	Manatee field ID	Sex	Total length (cm)	Mortality category
1	2/14/2006	MNE0605	M	280	8-Undetermined
2	2/21/2006	MNE0606	M	238	5-Natural-Cold Stress
3	4/17/2006	MNE0610	M	283	1-Watercraft
4	4/25/2006	SWFTm0611b	M	335	1-Watercraft
5	4/28/2006	MNE0612			7-Verified Not Recovered
6	6/5/2006	MNE0615	M	311	1-Watercraft
7	6/15/2006	MNE0616	M	312	8-Undetermined
8	6/15/2006	MNE0617	F	310	1-Watercraft
9	6/15/2006	MNE0618	M	310	1-Watercraft
10	7/15/2006	MNE0626	M	113	4-Perinatal

All the 2006 data is to be considered preliminary

Source: FWC, FWRI 2006.

SERIES B – Manatee mortality, Duval Co., FL (1994-1999).



Watercraft mortalities are symbolized by a white circle around black dots.

Perinatal deaths are symbolized by triangles.

Source: FWC, FWRI 2006.

SERIES B – Manatee mortality, Duval Co., FL (2000-2006).



Watercraft mortalities are symbolized by a white circle around black dots.

Perinatal deaths are symbolized by triangles.

Source: FWC, FWRI 2006.